



इरकॉन इन्टरनेशनल लिमिटेड
(भारत सरकार का उपक्रम)
IRCON INTERNATIONAL LIMITED
(A Govt. of India Undertaking)
An integrated Engineering and Construction Company



IRCON/SECY/STEX/124

8th August, 2022

BSE Limited Listing Dept./ Dept of Corporate Services Phiroze Jeejeebhoy Towers Dalal Street Mumbai – 400 001 बीएसई लिमिटेड लिस्टिंग विभाग / कॉर्पोरेट सेवा विभाग पी. जे. टावर्स, दलाल स्ट्रीट मुंबई- 400 001 Scrip code / ID: 541956 / IRCON	National Stock Exchange of India Limited Listing Department Exchange Plaza, Plot no. C/I, G Block Bandra –Kurla Complex, Bandra (East) Mumbai – 400 051 नेशनल स्टॉक एक्सचेंज ऑफ इंडिया लिमिटेड लिस्टिंग विभाग एक्सचेंज प्लाजा, प्लॉट नं सी / आई, जी ब्लॉक बान्द्रा-कुर्ला कॉम्प्लेक्स, बान्द्रा (पूर्व) मुंबई-400 051 Scrip Code: IRCON
--	--

Sub.: Intimation of Investor Presentation- Q1 FY23 / निवेशक प्रस्तुति की सूचना- Q1FY23

Dear Sir/ Madam, महोदय / महोदया,

Pursuant to Regulation 30 of the SEBI (Listing Obligations and Disclosure Requirements) Regulations, 2015, please find attached the copy of Investor Presentation on Un-audited Financial Results of first quarter (Q1) ended on 30th June, 2022.

सेबी (सूचीबद्धता दायित्व और प्रकटीकरण अपेक्षाएँ), विनियम 2015, के विनियम 30 के अनुसार, 30 जून, 2022 को समाप्त पहली तिमाही (Q1) के अलेखापरीक्षित वित्तीय परिणामों पर निवेशक प्रस्तुति की प्रतिलिपि संलग्न है।

कृपया उपरोक्त जानकारी को रिकॉर्ड पर लें।

धन्यवाद,
भवदीया,
कृते इरकॉन इन्टरनेशनल लिमिटेड



(रितु अरोड़ा)
कम्पनी सचिव एवं अनुपालन अधिकारी
सदस्यता क्र.: FCS 5270





*Ircon International Limited
Analyst Presentation
Q1FY23*

8th August, 2022



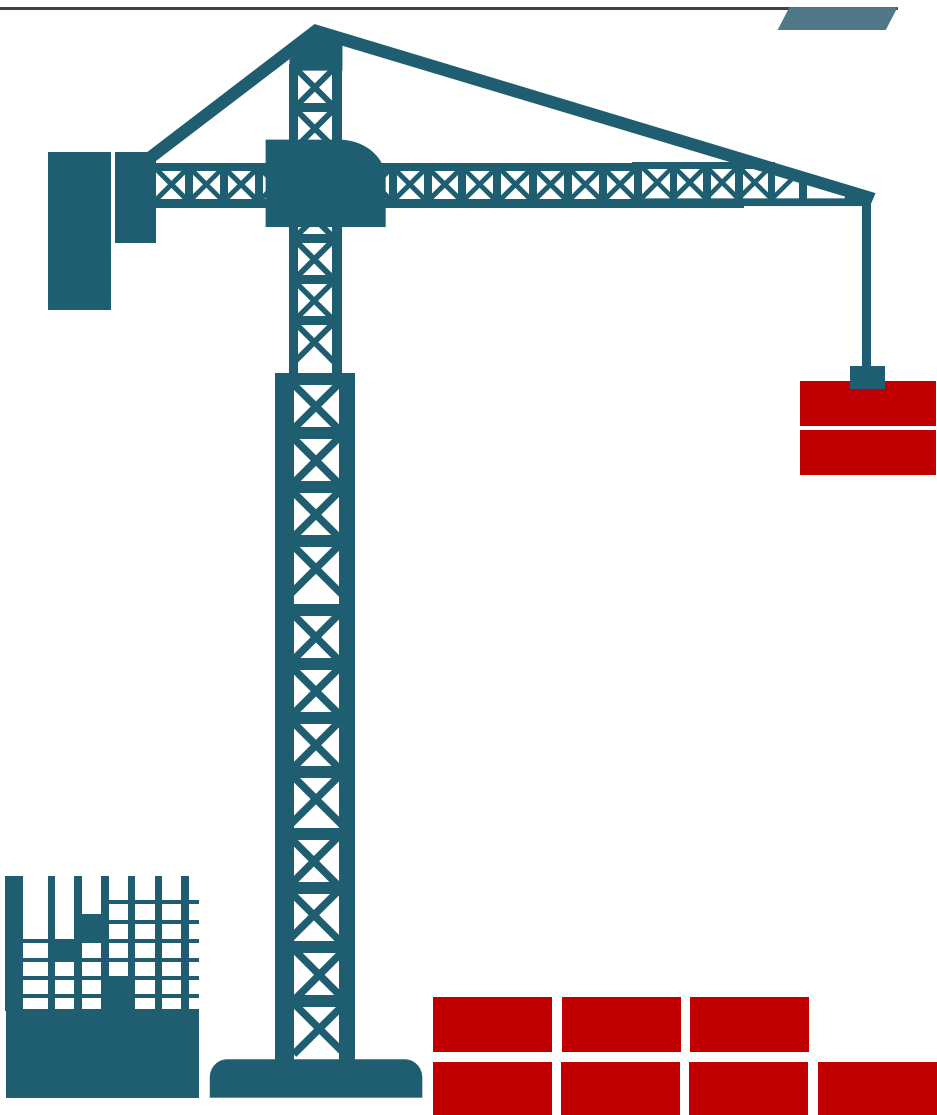
No representation or warranty, express or implied, is made as to, and no reliance should be placed on, the fairness, accuracy, completeness or correctness of the information or opinions contained in this presentation. Such information and opinions are in all events not current after the date of this presentation.

Certain statements made in this presentation may not be based on historical information or facts and may be "forward looking statements" based on the currently held beliefs and assumptions of the management of **IRCON** ("**Company**" or "**Ircon International Ltd.**"), which are expressed in good faith and in their opinion reasonable, including those relating to the Company's general business plans and strategy, its future financial condition and growth prospects and future developments in its industry and its competitive and regulatory environment.

Forward-looking statements involve known and unknown risks, uncertainties and other factors, which may cause the actual results, financial condition, performance or achievements of the Company or industry results to differ materially from the results, financial condition, performance or achievements expressed or implied by such forward-looking statements, including future changes or developments in the Company's business, its competitive environment and political, economic, legal and social conditions. Further, past performance is not necessarily indicative of future results. Given these risks, uncertainties and other factors, viewers of this presentation are cautioned not to place undue reliance on these forward-looking statements. The Company disclaims any obligation to update these forward-looking statements to reflect future events or developments.

This presentation is for general information purposes only, without regard to any specific objectives, financial situations or informational needs of any particular person. This presentation does not constitute an offer or invitation to purchase or subscribe for any securities in any jurisdiction, including the United States. No part of it should form the basis of or be relied upon in connection with any investment decision or any contract or commitment to purchase or subscribe for any securities. None of our securities may be offered or sold in the United States, without registration under the U.S. Securities Act of 1933, as amended, or pursuant to an exemption from registration there from. This presentation is confidential and may not be copied or disseminated, in whole or in part, and in any manner.





01 Financial Highlights

02 Financials

03 Order Book

04 Projects

05 Awards

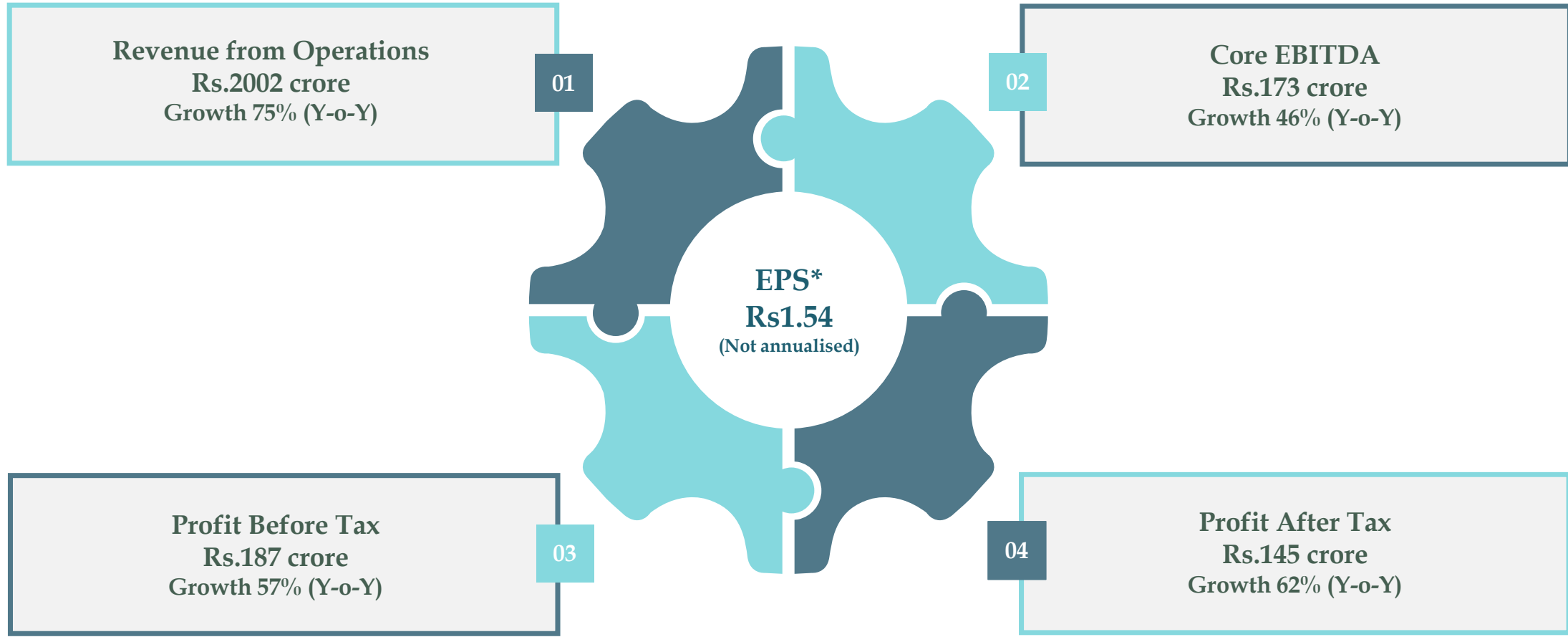




Financial Highlights



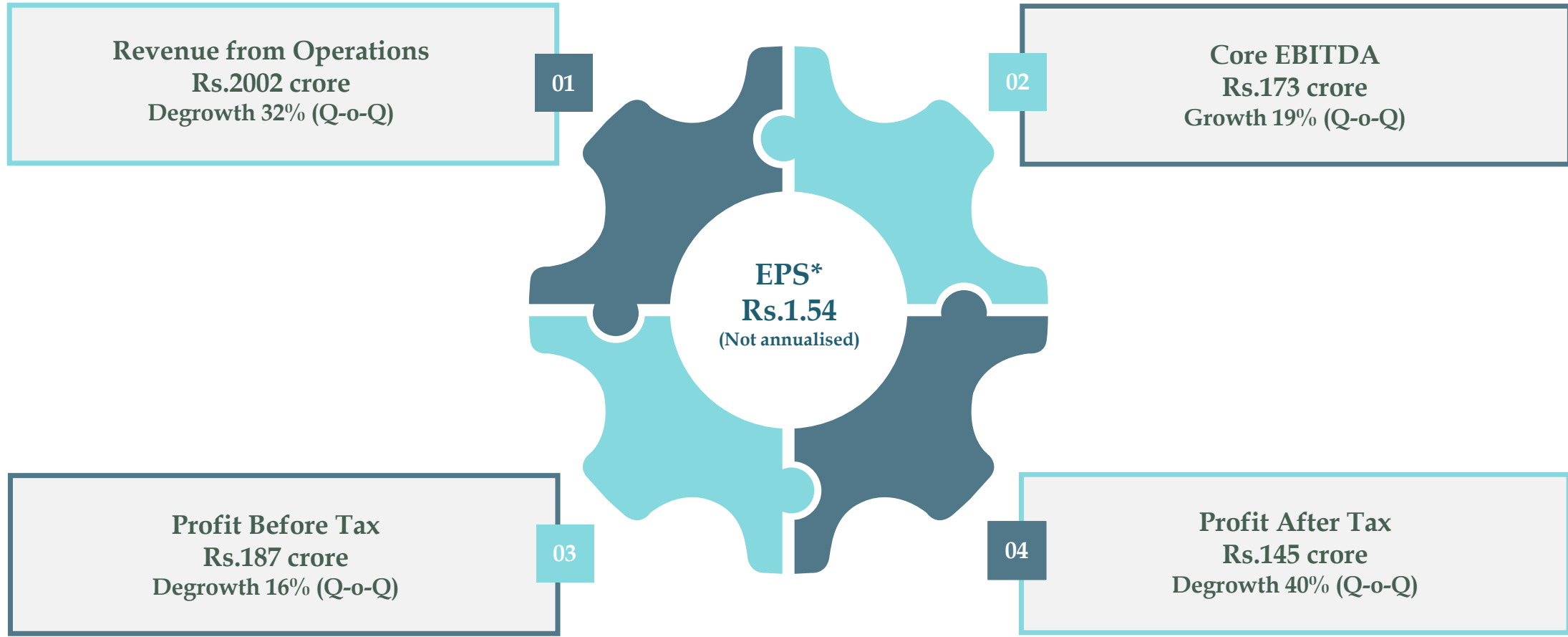
Q1FY23 Financial Highlights (Y-o-Y) - Consolidated



*Face Value Rs.2 Per Share



Q1FY23 Financial Highlights (Q-o-Q) - Consolidated



*Face Value Rs.2 Per Share





Financials



Q1FY23 Income Statement - Consolidated

Income Statement (INR Cr)	Q1-FY23	Q4-FY22	Q-o-Q (%)	Q1-FY22	Y-o-Y (%)
Operating Revenue	2001.91	2952.59	(32.20%)	1142.04	75.29%
Total Expenses (Excl. Depreciation & Finance Cost)	1841.96	2767.55	(33.44%)	1032.51	78.40%
Core EBITDA	172.60	212.85	(18.91%)	118.50	45.65%
Core EBITDA Margins (%)	8.62%	7.21%	141 bps	10.38%	(176 bps)
Depreciation	23.74	26.36	(9.94%)	22.87	3.80%
Finance Cost	28.89	23.54	22.73%	10.04	187.75%
Other Income	66.53	58.12	14.47%	33.50	98.60%
Profit Before Tax	186.50	221.07	(15.64%)	119.09	(11.00%)
Tax	41.93	(20.74)	--	30.10	39.30%
Profit After Tax	144.57	241.81	(40.21%)	88.99	62.46%
PAT Margin (%)	6.99%	8.03%	(104 bps)	7.57%	(58 bps)
Other Comprehensive Income (Net of Tax)	7.94	5.22	52.11%	1.16	584.48%
Total Comprehensive Income	152.51	247.03	(38.26%)	90.15	69.17%
EPS Diluted (INR) (Face value Rs.2 per share)	1.54	2.57	(40.08%)	0.95	62.11%



FY22 Income Statement - Consolidated

Income Statement (INR Cr)	FY22	FY21	Y-o-Y (%)
Operating Revenue	7379.67	5349.83	37.94%
Total Expenses (Excl. Depreciation & Finance Cost)	6793.01	4845.40	40.20%
Core EBITDA	646.60	536.29	20.57%
Core EBITDA Margins (%)	8.76%	10.02%	(126 bps)
Depreciation	95.17	92.09	3.34%
Finance Cost	68.82	23.30	195.36%
Other Income	206.04	156.62	31.55%
Profit Before Tax	688.65	577.52	19.24%
Tax	96.38	186.46	(48.31%)
Profit After Tax	592.27	391.06	51.45%
PAT Margin (%)	7.81%	7.10%	71 bps
Other Comprehensive Income (Net of Tax)	4.04	(1.21)	--
Total Comprehensive Income	596.31	389.85	52.96%
EPS Diluted (INR)*	6.30	4.16	51.44%

Note: IRCON had issued Bonus issues in the ratio of 1:1 in May 2021.



Q1FY23 Income Statement - Standalone

Income Statement (INR Cr)	Q1-FY23	Q4-FY22	Q-o-Q (%)	Q1-FY22	Y-o-Y (%)
Operating Revenue	1897.20	2797.08	(32.17%)	1053.10	80.15%
Total Expenses (Excl. Depreciation & Finance Cost)	1788.77	2697.94	(33.70%)	980.17	82.50%
Core EBITDA	108.43	99.14	9.37%	72.93	48.68%
Core EBITDA Margins (%)	5.72%	3.54%	218 bps	6.93%	(121 bps)
Depreciation	6.76	9.18	(26.36%)	6.08	11.18%
Finance Cost	1.20	4.11	(70.80%)	3.09	(61.17%)
Other Income	59.75	68.04	(12.18%)	50.39	18.58%
Profit Before Tax	160.22	153.89	4.11%	114.15	40.36%
Tax	37.09	(43.20)	--	29.45	25.94%
Profit After Tax	123.13	197.09	(37.53%)	84.70	45.37%
PAT Margin (%)	6.29%	6.88%	(59 bps)	7.68%	(139 bps)
Other Comprehensive Income (Net of Tax)	7.95	5.23	51.01%	1.16	585.34%
Total Comprehensive Income	131.08	202.32	(35.21%)	85.86	52.67%
EPS Diluted (INR) (Face value Rs.2 per share)	1.31	2.10	(37.62%)	0.90	45.56%



FY22 Income Statement - Standalone

Income Statement (INR Cr)	FY22	FY21	Y-o-Y (%)
Operating Revenue	6910.15	4955.93	39.43%
Total Expenses (Excl. Depreciation & Finance Cost)	6533.06	4586.72	42.43%
Core EBITDA	377.09	369.21	2.13%
Core EBITDA Margins (%)	5.46%	7.45%	(199 bps)
Depreciation	27.49	24.84	10.67%
Finance Cost	10.39	14.73	(29.46%)
Other Income	270.85	244.38	10.83%
Profit Before Tax	610.06	574.02	6.28%
Tax	65.74	169.46	(61.21%)
Profit After Tax	544.32	404.56	34.55%
PAT Margin (%)	7.58%	7.78%	(20 bps)
Other Comprehensive Income (Net of Tax)	4.05	(1.21)	--
Total Comprehensive Income	548.37	403.35	35.95%
EPS Diluted (INR)*	5.79	4.30	34.65%

Note: IRCON had issued Bonus issues in the ratio of 1:1 in May 2021.

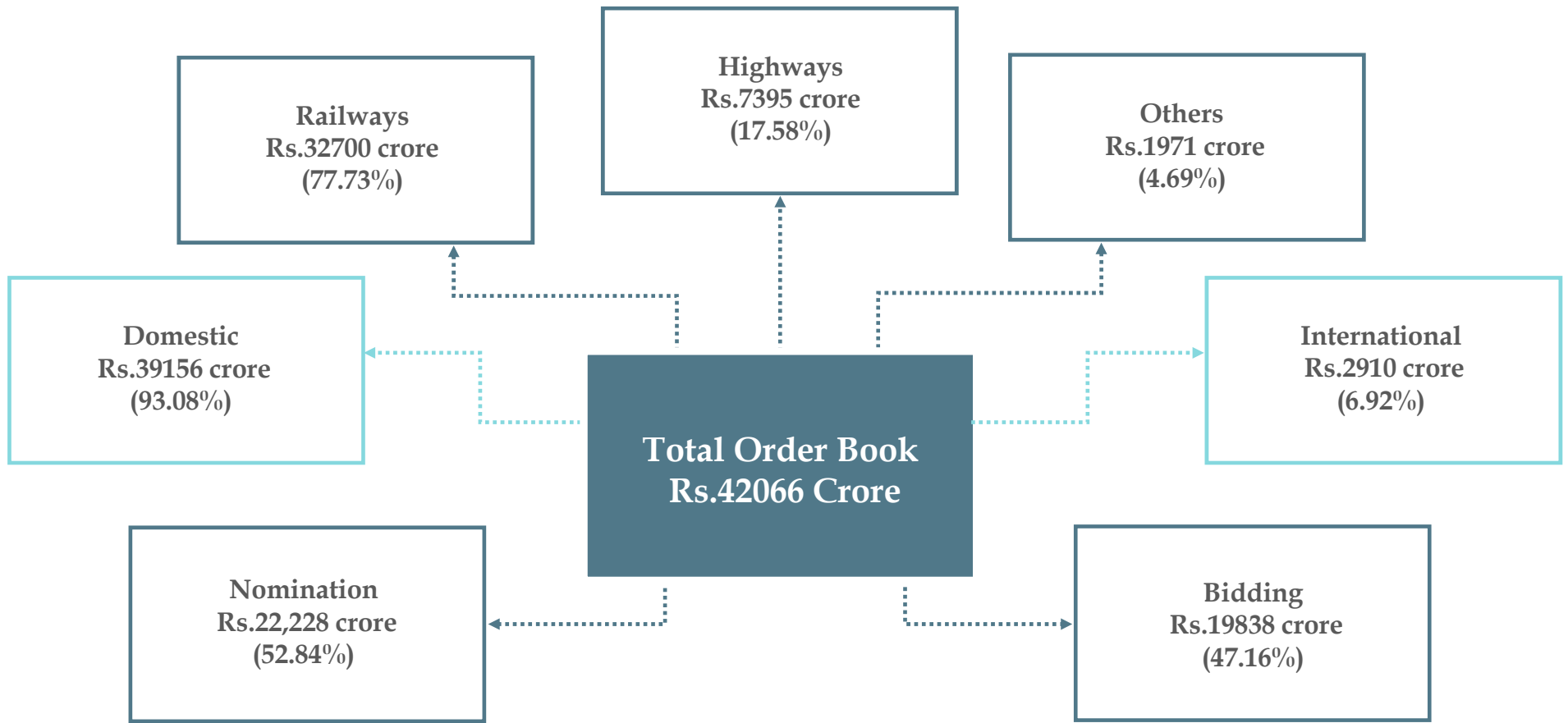




Order Book



Order Book






Projects



Projects



Projects





Awards



Awards (2021-22)



Governance Now 8th PSU Award

Category: CSR Commitment



Governance Now 8th PSU Award

Category: CSR Leadership Award



National Awards for Excellence in PSU

Category: Innovation Social Media Outreach



National Awards for Excellence in PSU

Category: Increasing the Geo-Strategic Reach



National Awards for Excellence in PSU

Category: Exemplary Leader Award



Greentech Foundation Safety Award

Category: Construction Safety



Thank You

For Further Information

Shri B. Mugunthan
CFO & Chief Investor Relation Officer
Ircan International Ltd
Tel: 011- 26530461
E-mail: mugunthan@ircon.org

