

May 30, 2022

BSE Limited Corporate Relationship Department, 1 st Floor, New Trading Ring, Rotunda Building, P J Towers, Dalal Street, Fort, Mumbai - 400 001 corp.relations@bseindia.com Scrip Code: 532286	National Stock Exchange of India Limited Exchange Plaza, 5 th Floor, Plot No. C/1, G Block Bandra-Kurla Complex, Bandra (E), Mumbai-400051 cmlist@nse.co.in Symbol: JINDALSTEL
--	---

Dear Sir/ Madam,

Subject: Intimation under Regulation 30 of the Securities and Exchange Board of India (Listing Obligations and Disclosure Requirements), Regulations, 2015 - Investor Presentation

Please find enclosed herewith presentation on Key performance highlights for the 4th quarter ended on March 31, 2022 of the Financial Year 2021-22.

We have uploaded the same on the website of the Company at www.jindalsteelpower.com.

This is for your information and records.

Thanking you.

Yours faithfully,
For Jindal Steel & Power Limited


Anoop Singh Juneja
Company Secretary & Compliance Officer



Encl.: as above

Jindal Steel & Power Limited

Corporate Office: Jindal Centre, 12 Bhikaiji Cama Place, New Delhi 110 066

CIN: L27105HR1979PLC009913

T: +91 11 4146 2000 **F:** +91 11 2616 1271 **W:** www.jindalsteelpower.com **E:** jsplinfo@jindalsteel.com

Registered Office: O. P. Jindal Marg, Hisar, 125 005, Haryana



Q4FY'22 & FY22

Key Performance Highlights

30th May, 2022

DISCLAIMER

This presentation may contain certain forward looking statements concerning Steel sector , Economy and JSPL's future business prospects and business profitability, which are subject to a number of risks and uncertainties and the actual results could materially differ from those in such forward looking statements.

The risks and uncertainties relating to these statements include, but are not limited to, risks and uncertainties regarding fluctuations in earnings, our ability to manage growth, competition (both domestic and international), economic growth in India and the target countries for exports, ability to attract and retain highly skilled professionals, time and cost over runs on contracts, our ability to manage our international operations, government policies and actions with respect to investments, fiscal deficits, regulations, etc., interest and other fiscal costs generally prevailing in the economy. Past performance may not be indicative of future performance. We do not undertake to update our forward-looking statements.

This presentation is not intended, and does not, constitute or form part of any offer, invitation or the solicitation of an offer to purchase, otherwise acquire, subscribe for, sell or otherwise dispose of, any securities in JSPL or any of its subsidiary undertakings or any other invitation or inducement to engage in investment activities, neither shall this presentation nor the fact of its distribution form the basis of, or be relied on in connection with, any contract or investment decision. Few numbers in this presentation are purely indicative & provisional and could change later. Estimates regarding economy, steel & power sector , company and related areas are purely indicative and could change with market conditions and host of other factors.



Table of Content

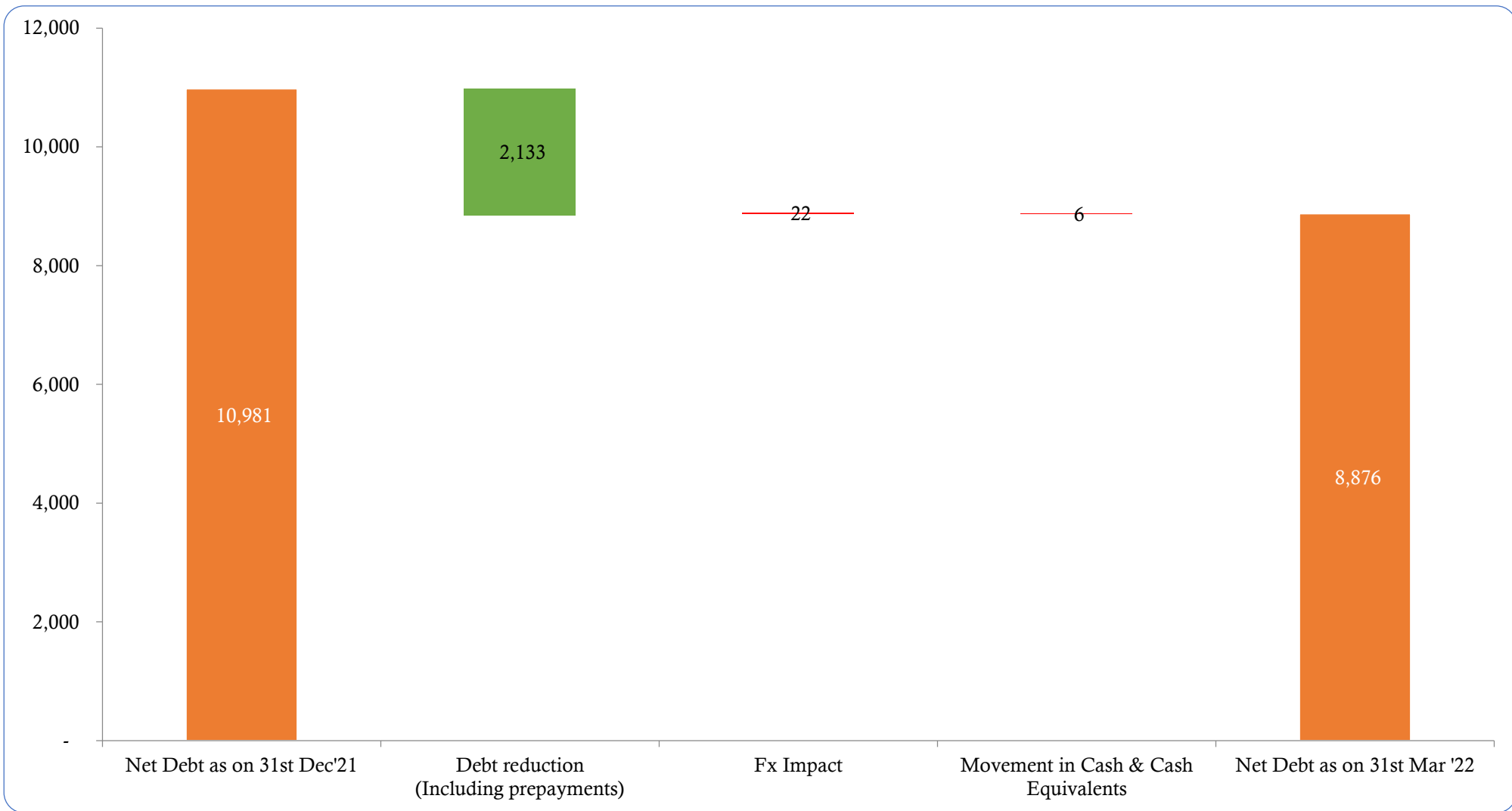
	Page No
Highlights	4
Industry Update	6
Company Update	10
Way Forward	20



Highlights

JSPL CONSOLIDATED NET DEBT BRIDGE – 4QFY22

(INR Crs)





Industry Update

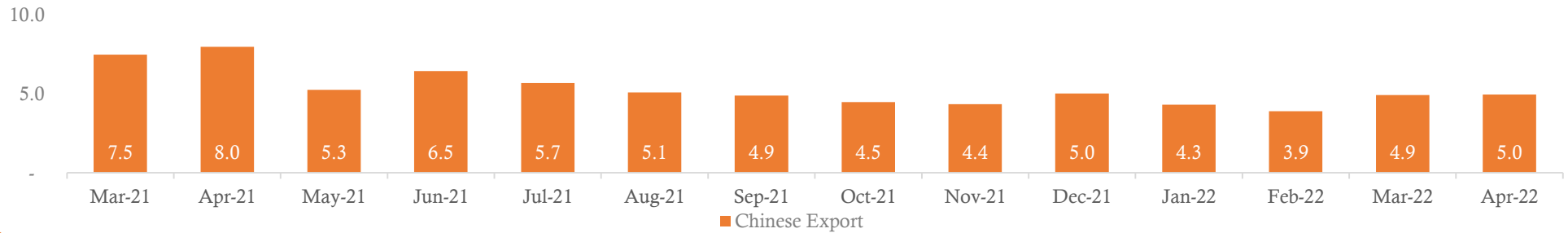
FUNDAMENTALS FOR GLOBAL STEEL INDUSTRY REMAIN STRONG IN THE LONG TERM

Healthy Steel Demand over the long run

1. Chinese government's policy to reduce steel production each subsequent year should keep supply in check
2. Export rebates have been eliminated and Chinese mills are moving away from exports
3. **Reduction in Steel supply from China bodes well for Indian Steel producers**

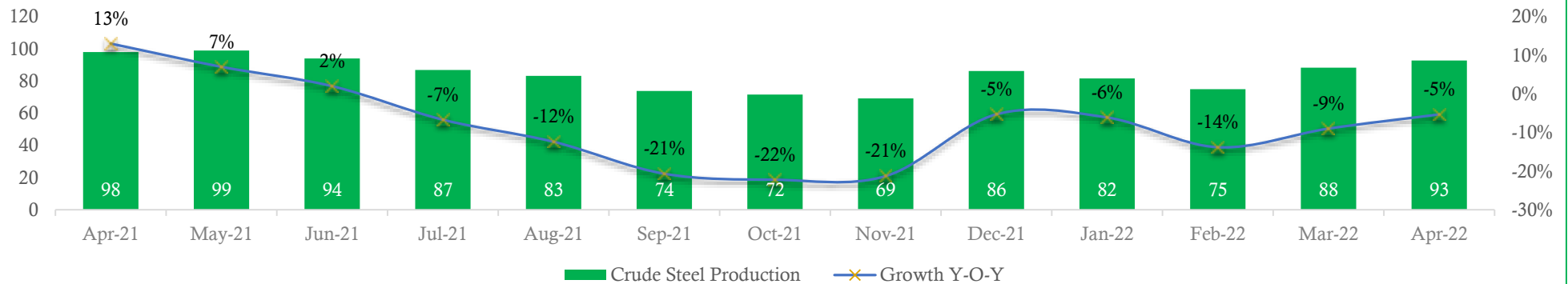
Chinese monthly Steel exports have remained below 5mt levels

(Fig in Mill MT)



Chinese Crude Steel production growth has tapered

(Fig in Mill MT)



INDIAN STEEL DEMAND REMAINS ROBUST SUPPORTED BY GOVT STIMULUS

India's GDP Growth is projected to post robust growth of 7.2% in FY23

- At 9.2%, India's GDP growth in FY 22 was the **fastest in at least 17 years**
- Healthy economic outlook due to **aggressive vaccination, Govt Stimulus, low base** during FY 21 and supported by **good Monsoon**

9.2%
(FY 22)

RBI



7.2%
(FY 23)

RBI



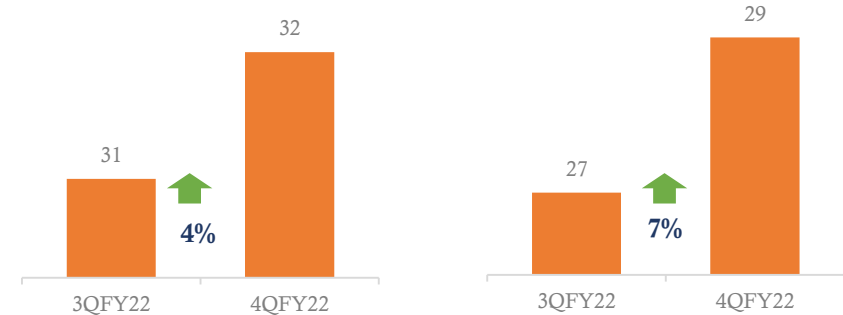
8.2%
(FY 23)

IMF



Indian Steel Consumption was up c.7% Q-o-Q during 4QFY22

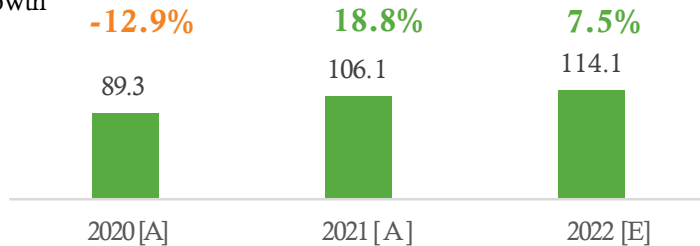
(Fig in Mill MT)



Indian Finished Steel Consumption Growth Outlook

Fig in Million MT

Y-o-Y
Growth



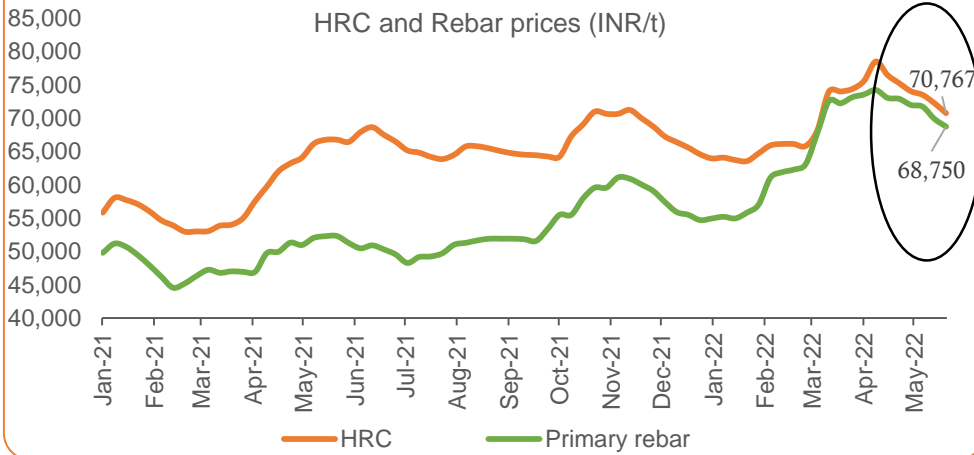
Government's Key Initiatives which are likely to support steel demand, boost manufacturing & infrastructure sector

Govt. initiatives and benign longer-term trends supporting revival of investment growth

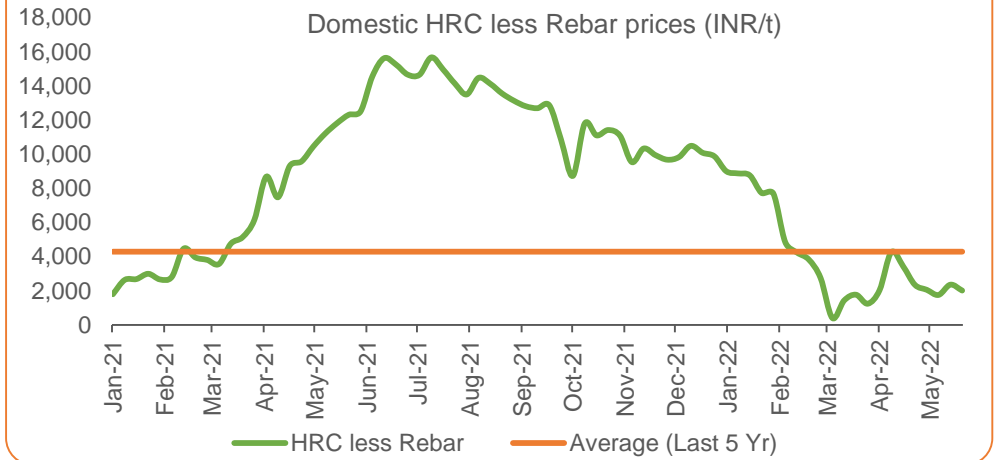
- INR 7.5 Trillion capex announced in the FY23 Budget
- Govt. initiatives (NIP, Gati Shakti, PLI scheme, etc.) supportive of steel demand
- Demand from Construction, infra and renewable energy expected to be healthy
- Low interest rate supporting Residential real estate recovery
- Healthy GST and other Tax collection allowing higher government expenditure
- RBI stance is accommodative

KEY PRICING TRENDS

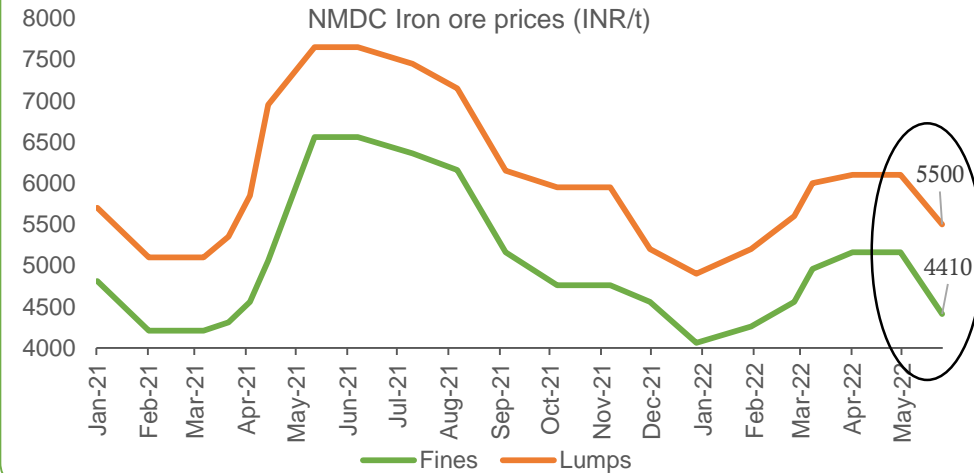
HRC & Rebar Prices have declined in the past month



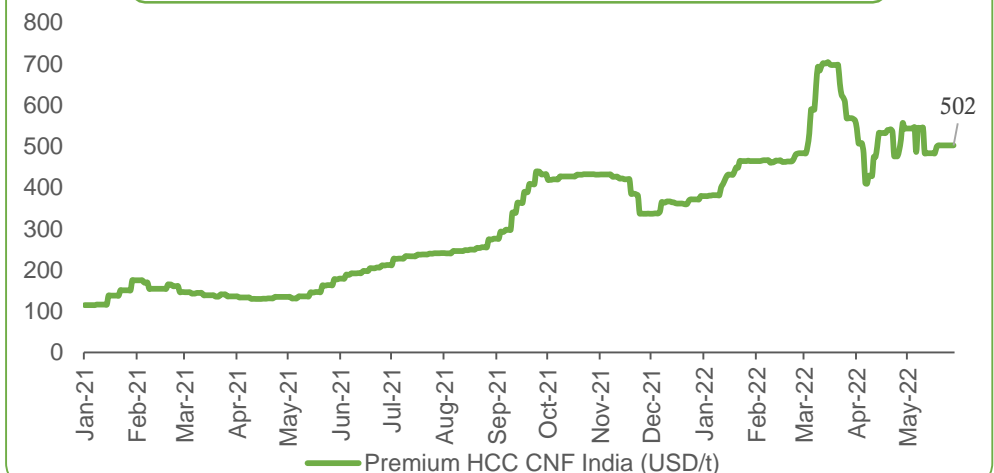
Long steel prices (Primary Rebar) now trading at a small discount to flat (HRC)



Domestic Iron Ore prices have declined recently



Coking Coal Prices remain at elevated levels





Company Update

BUSINESS SEGMENTS

STEEL



MINES & MINERALS



9.6 MTPA Steel
9 MTPA Pellet Plant

India:

Iron Ore

Kasia, Odisha

Tensa, Odisha

Global:

Coking Coal

Mozambique

Australia

Anthracite

South Africa

STEEL CAPACITIES ACROSS LIFE CYCLE

IRON MAKING (10.42 MTPA)

DRI 3.12 MTPA
(Direct Reduced Iron)

BF 7.30 MTPA
(Blast Furnace)

LIQUID STEEL (9.60 MTPA)

SMS 9.60 MTPA
(Steel Melting Shop)

FINISHED STEEL (6.65 MTPA)

WRM 0.60 MTPA
(Wire Rod Mill)

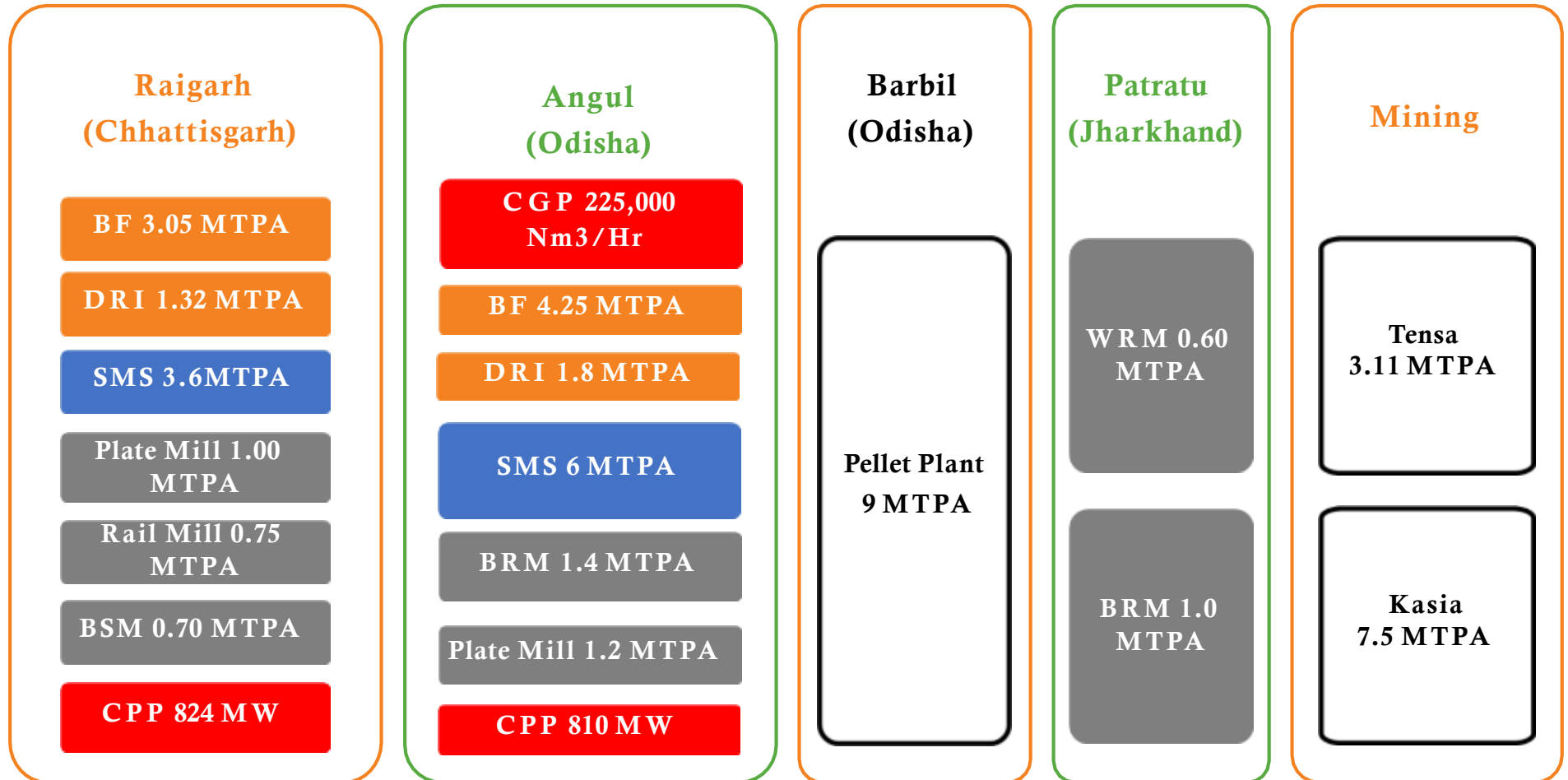
Rail Mill 0.75 MTPA

BSM 0.70 MTPA
(Beam & Structure Mill)

Plate Mill 2.20 MTPA

BRM 2.40 MTPA
(Bar Rod Mill)

INDIA CAPACITIES



Power

Hot Metal

Liquid Steel

Finished Steel

JSPL STANDALONE KEY FINANCIALS

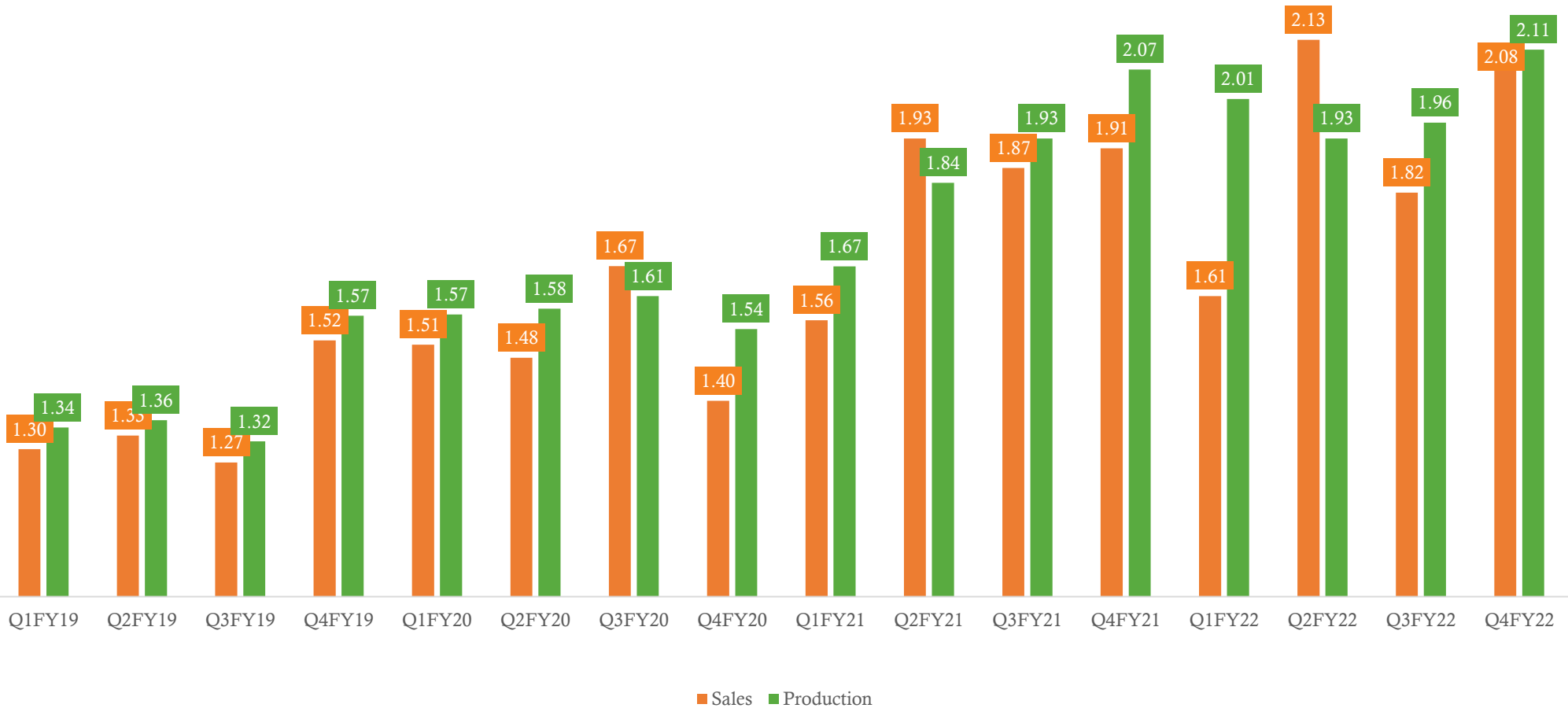
(INR Crores)

Q3 FY 22	Q4 FY 22	PARAMETER	Q4 FY 22	Q4 FY 21
13,601	15,609	Gross Revenue*	15,609	11,744
11,955	13,831	Net Revenue	13,831	10,430
3,168	2,827	EBITDA	2,827	4,884
563	551	Depreciation + Amortization	551	548
325	295	Interest	295	500
2,303	2,009	PBT (Before Exceptional)	2,009	4,489
-	-324	Exceptional	-324	-
2,303	1,686	PBT (After Exceptional)	1,686	4,489
1,714	1,198	PAT (Continuing Operations)	1,198	3,426

PARAMETER	FY22	FY21
Gross Revenue*	55,266	37,089
Net Revenue	49,431	33,308
EBITDA	15,037	13,055
Depreciation + Amortization	2,232	2,243
Interest	1,415	2,187
PBT (Before Exceptional)	11,492	9,291
Exceptional	-324	-172
PBT (After Exceptional)	11,168	9,119
PAT (Continuing Operations)	8,283	7,154

OPERATIONAL PERFORMANCE

Steel Production & Sales*

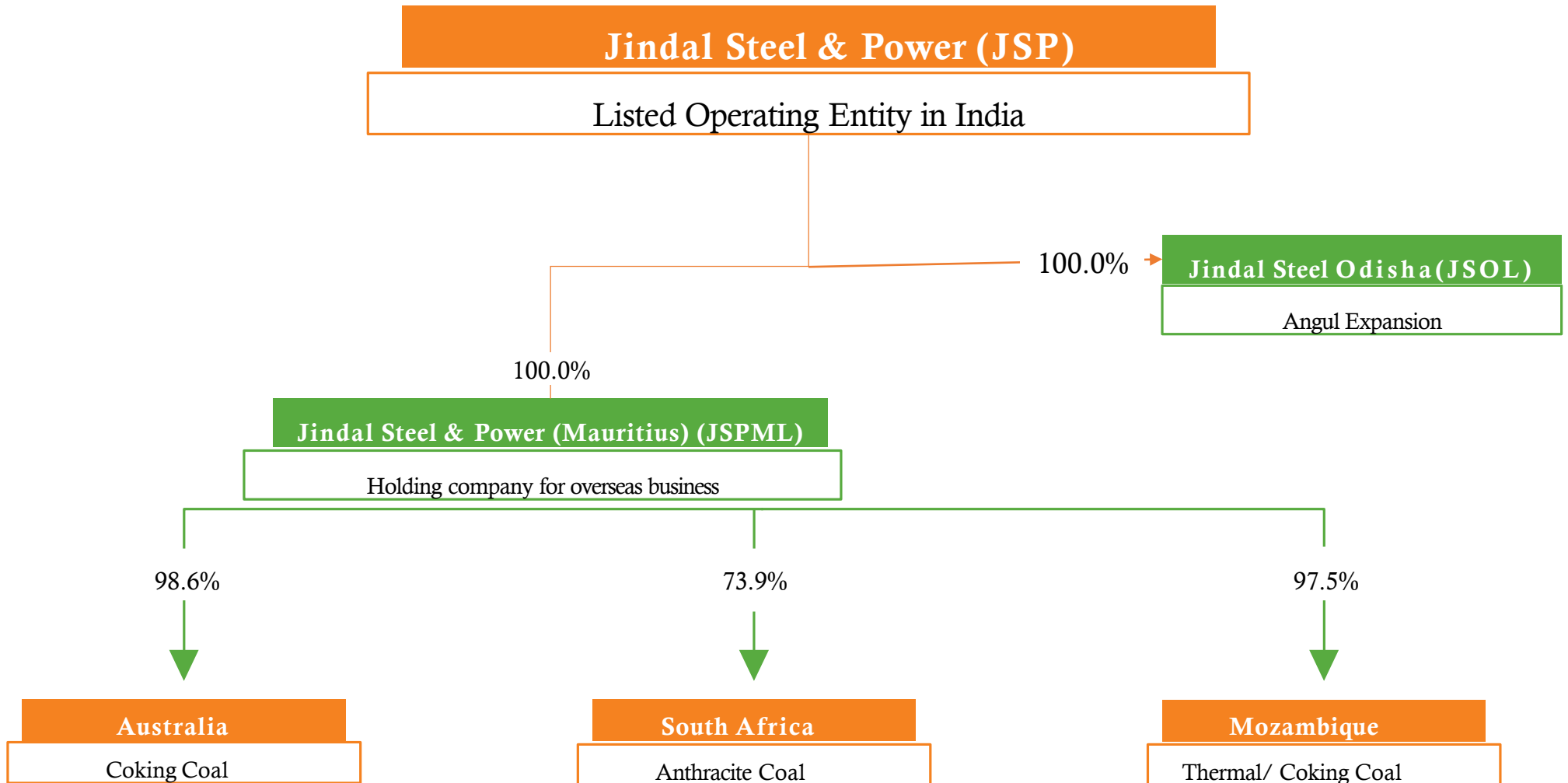


KEY CUSTOMERS & ADDING...

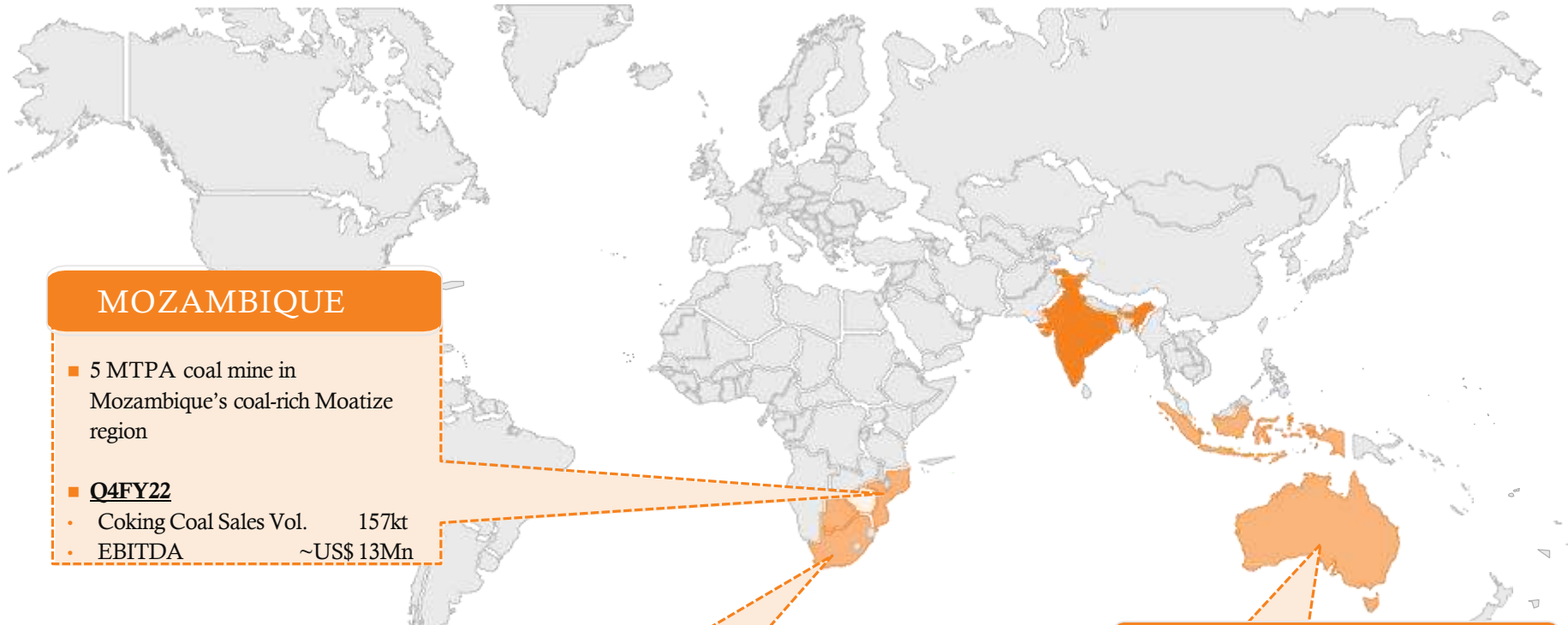
		
		
		
		
		
		
		
		

CONSOLIDATED STRUCTURE



SUMMARY OF INTERNATIONAL OPERATIONS



MOZAMBIQUE

- 5 MTPA coal mine in Mozambique’s coal-rich Moatize region
- **Q4FY22**
 - Coking Coal Sales Vol. 157kt
 - EBITDA ~US\$ 13Mn

SOUTH AFRICA

- JSPL’s Kiepersol Colliery produces Anthracite coal, sold domestically and internationally.
- **Q4FY22**
 - Anthracite Coal Sales Vol. 95 kt
 - EBITDA ~US\$ 5 Mn

AUSTRALIA

- WCL comprises of two coking coal mines – Wongawilli and Russel Vale
- **Q4FY22**
 - Coking Coal Sales Vol. 73 kt
 - EBITDA ~US\$ 8.3m

JSPL CONSOLIDATED KEY FINANCIALS

(INR Crores)

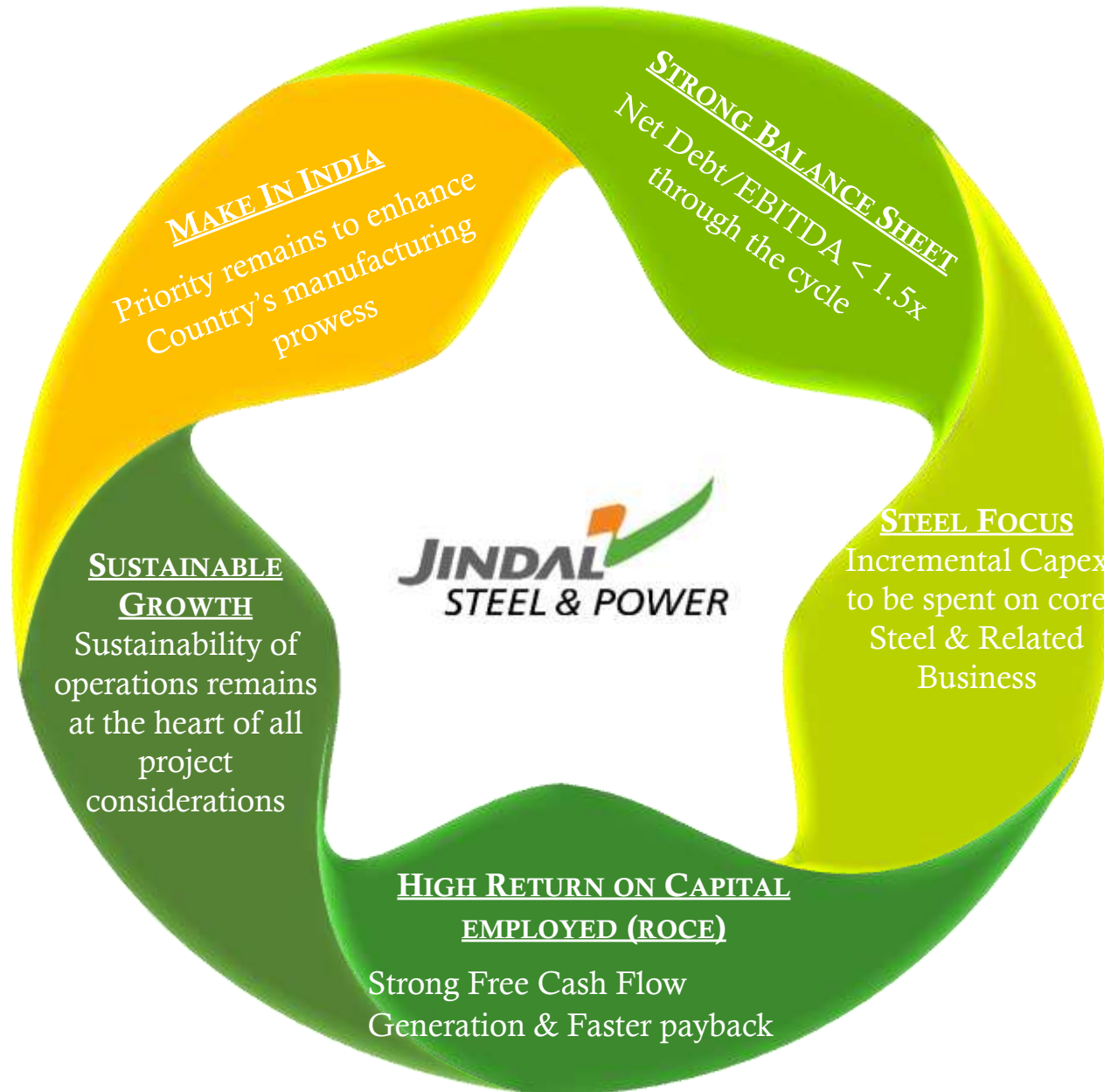
Q3 FY 22	Q4 FY 22	PARAMETER	Q4 FY 22	Q4 FY 21
14,171	16,119	Gross Revenue*	16,119	11,908
12,525	14,340	Net Revenue	14,340	10,594
3,310	3,070	EBITDA	3,070	4,964
613	272	Depreciation + Amortization	272	588
472	373	Interest	373	576
2,235	2,428	PBT (Before Exceptional)	2,428	3,821
0	-406	Exceptional	-406	-32
2,235	2,021	PBT (After Exceptional)	2,021	3,789
1,622	1,527	PAT (Continuing Operations)	1,527	2,869

PARAMETER	FY22	FY21
Gross Revenue*	56,920	38,322
Net Revenue	51,086	34,541
EBITDA	15,513	13,091
Depreciation + Amortization	2,097	2,414
Interest	1,888	2,753
PBT (Before Exceptional)	11,579	8,456
Exceptional	-406	-204
PBT (After Exceptional)	11,173	8,252
PAT (Continuing Operations)	8,249	6,441



Way Forward

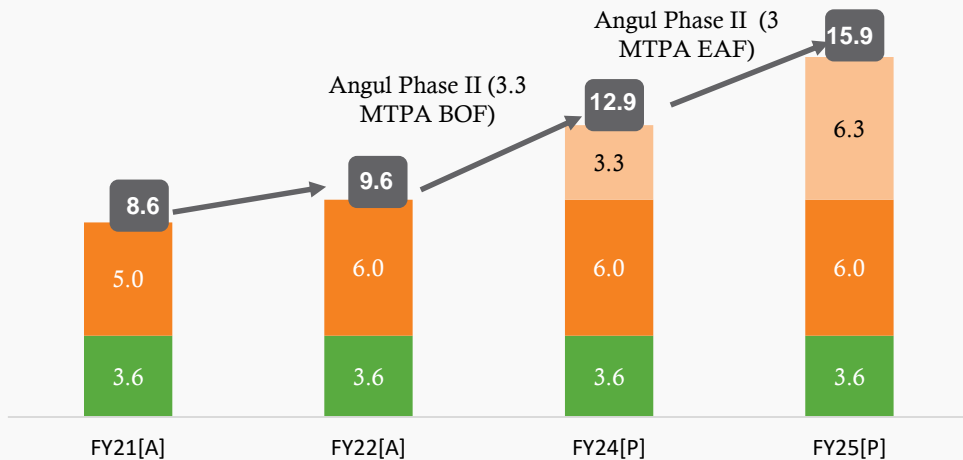
JSP : STRATEGIC GROWTH FRAMEWORK



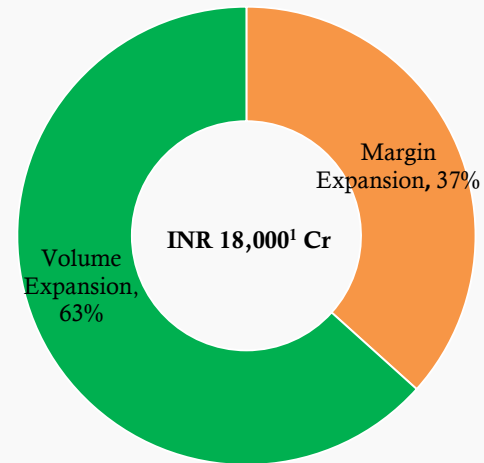
PHASE II- CAPACITY ADDITION TO BOOST VOLUMES

CRUDE STEEL CAPACITY (MTPA)

■ Raigarh ■ Angul Phase I ■ Angul Phase II

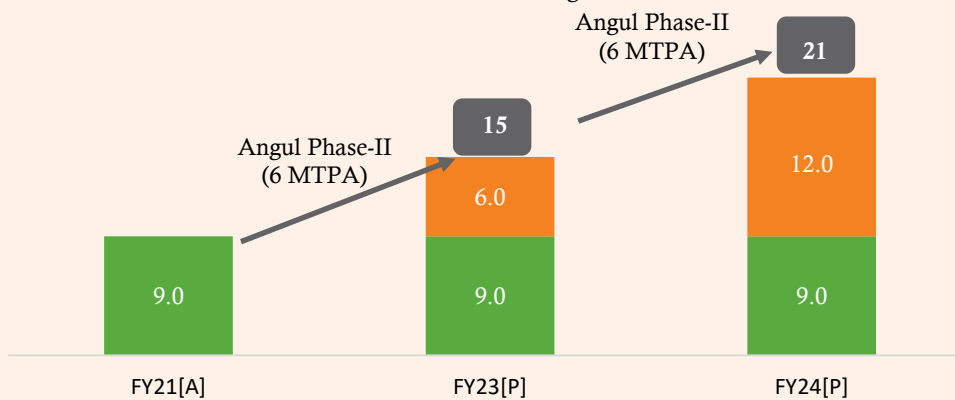


CAPEX BREAKUP

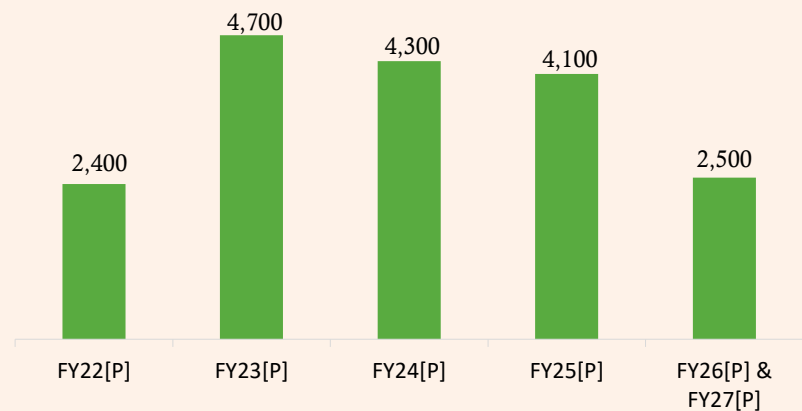


PELLET CAPACITY (MTPA)

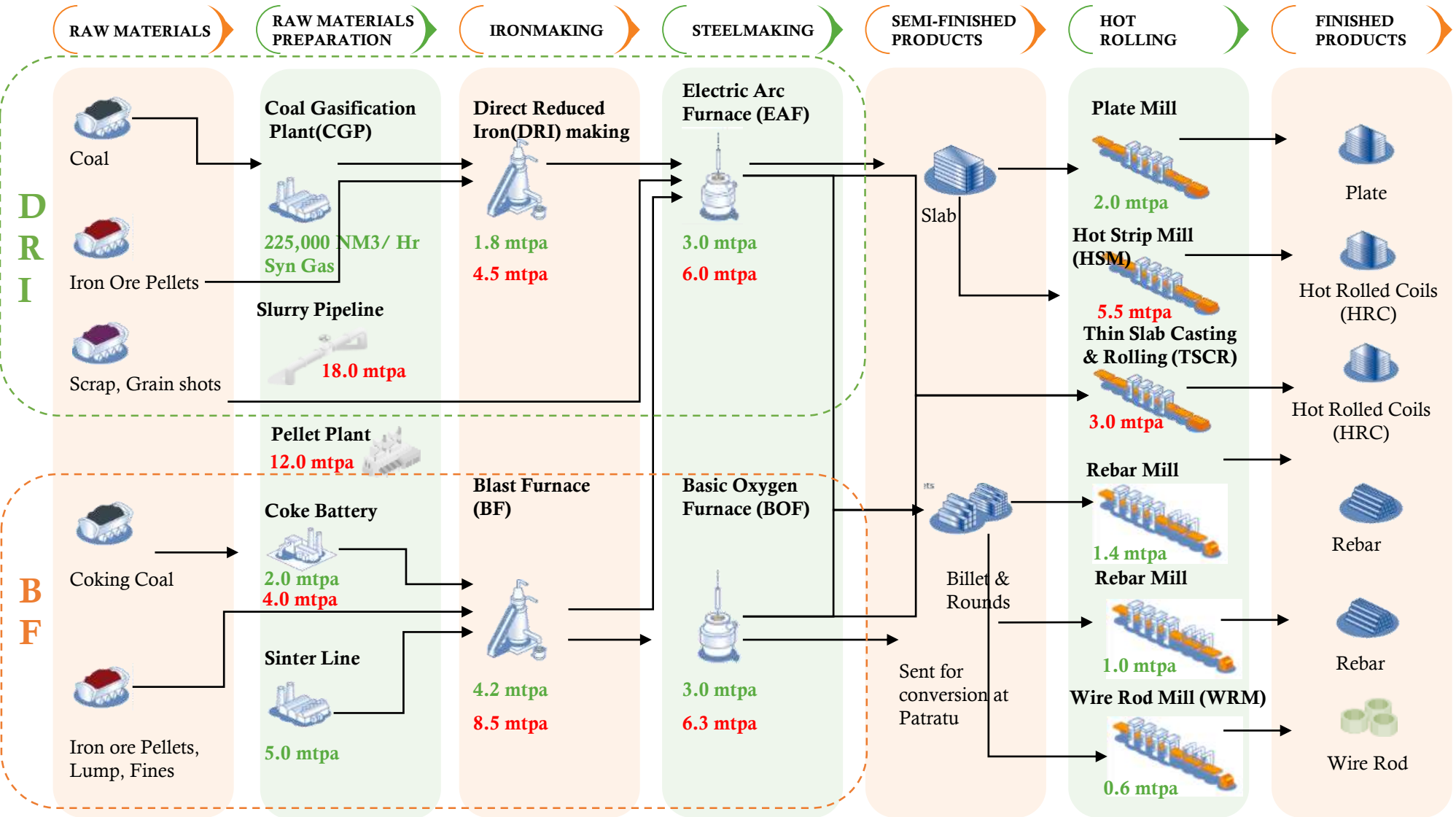
■ Barbil ■ Angul



ANNUAL CAPEX (INR CRS)



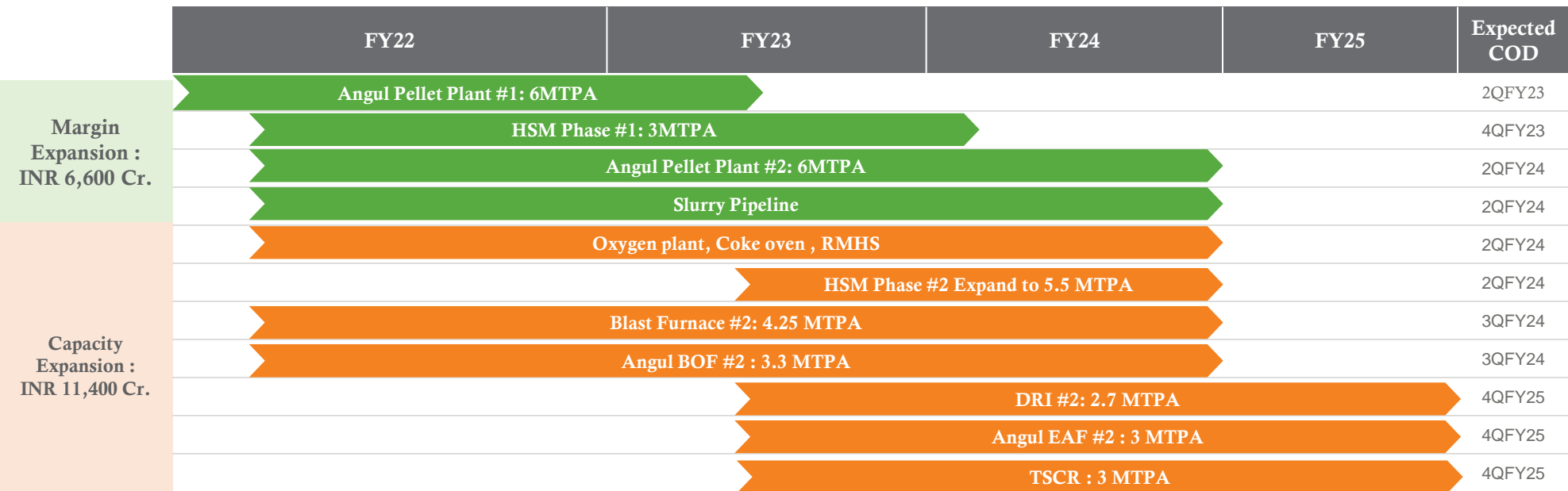
PHASE II: ANGUL CRUDE STEEL CAPACITY TO DOUBLE TO 12 MT BY MAR 2025



CURRENT CAPACITY

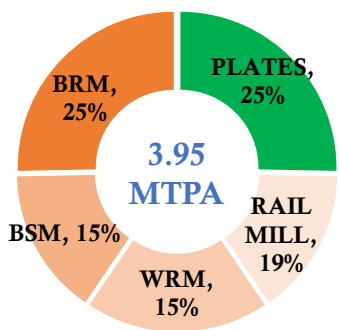
FUTURE CAPACITY

ANGUL PHASE-II : TIMELINE

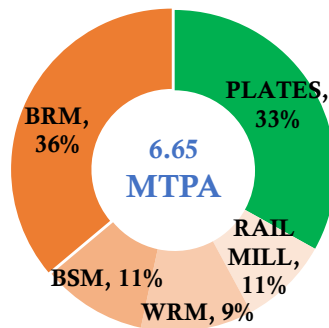


JSP FINISHED STEEL CAPACITY

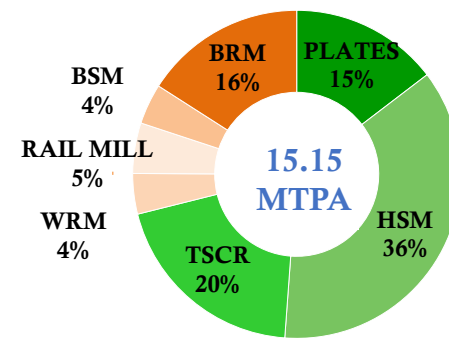
Past (FY11)



Present



Future (FY25)





**INTEGRATED STEEL PLANT,
ANGUL**

PELLET PLANT, BARBIL



CHHATTISGARH & JHARKHAND

INTEGRATED STEEL PLANT, RAIGARH



STEEL FABRICATION PLANT, PUNJIPATRA



HEAVY MACHINERY DIVISION, RAIPUR



WRM & BRM, PATRATU, JHARKHAND



THANK YOU !