



April 24, 2023

BSE Limited
Corporate Relationship Department,
1st Floor, New Trading Ring,
Rotunda Building, P J Towers,
Dalal Street, Fort, Mumbai – 400 001
Ph. 022 - 2272 3121, 2037, 2041,
Email: corp.relations@bseindia.com

National Stock Exchange of India Ltd.
Exchange Plaza, 5th Floor,
Plot no. C/1, G Block
Bandra-Kurla Complex, Bandra (E),
Mumbai-400051
Ph. 022 -2659 8237, 8238, 8347, 8348
Email: cmlist@nse.co.in

Security Code No.: 532508

Security Code No. : JSL

Sub.: Intimation pursuant to Regulation 30 of SEBI (Listing Obligations and Disclosure Requirements) Regulations, 2015 – Investors Meetings & Corporate Presentation

Dear Sir / Madam,

Pursuant to Regulation 30 of the Securities and Exchange Board of India (Listing Obligations and Disclosure Requirements) Regulations, 2015, we would like to inform you that the Company will be attending investors meetings in Mumbai on 25th & 26th April, 2023.

In this regard, a copy of the corporate presentation is enclosed herewith for your reference.

Please note that the above schedule may undergo a change due to exigencies on the part of Company/investors.

You are requested to take the above information on record.

Thanking You.

For **Jindal Stainless Limited**

Navneet Raghuvanshi
Head Legal & Company Secretary



Enclosed as above

Jindal Stainless Limited

CIN: L26922HR1980PLC010901

Gurugram Office: Stainless Centre, Plot No.- 50, Sector - 32, Gurugram - 122001, Haryana, India

T: +91 124 449 4100 **E:** info@jindalstainless.com **Website:** www.jindalstainless.com

Registered Office: O.P. Jindal Marg, Hisar - 125005, Haryana, India

Corporate Office: Jindal Centre, 12 Bhikaji Cama Place, New Delhi - 110066, India

T: +91 011-26188345, 41462000, 61462000



Corporate Presentation

JINDAL STAINLESS LIMITED

Disclaimer

This presentation and the accompanying slides (the "Presentation"), which has been prepared by Jindal Stainless Limited (the "Company"), has been prepared purely for information purposes only and is not, and is not intended to be, an offer, or solicitation of offer, or invitation or recommendation or advise to buy or sell or deal with any securities of the Company, and shall not constitute an offer, solicitation or invitation or recommendation or advise to buy or sell or deal with any securities of the Company in any jurisdiction in which such offer, solicitation or invitation or recommendation or advise is unlawful or in contravention of applicable laws. No part, or all, of this Presentation shall be used or form the basis of, or be relied on or referred to in connection with, any contract or investment decision in relation to any securities of the Company. This Presentation is strictly informative and relating to the financial conditions, internal functioning, day to day operations, future events and projections etc. of the Company and this presentation shall not be used or relied upon or referred to in whole or in part, for any purpose whatsoever. The information in this Presentation is being provided by the Company and is subject to change without any notice or liability. This Presentation has been prepared by the Company based on information and data which the Company considers reliable, but the Company makes no representation or warranty, express or implied, whatsoever, and no reliance shall be placed on, the truth, accuracy, completeness, veracity, fairness, integrity, sufficiency and reasonableness of the contents of this Presentation. This Presentation may not be all inclusive and exhaustive and may not contain all of the information that you may consider material. Any liability in respect of the contents of, or any omission from, this Presentation is expressly excluded. This Presentation contains statements about future events and expectations that are forward-looking statements. These statements typically contain words such as "expects" and "anticipates" and words of similar import. Any statement in this Presentation that is not a statement of historical fact is a forward-looking statement that involves known and unknown risks, uncertainties, contingencies and other factors which may cause our actual results, performance or achievements to be materially different from any future results, performance or achievements expressed or implied by such forward-looking statements. None of the future projections, expectations, estimates or prospects in this Presentation should be taken as forecasts or promises nor should they be taken as implying any indication, assurance or guarantee that the assumptions on which such future projections, expectations, estimates or prospects have been prepared are correct or exhaustive or, in the case of the assumptions, fully stated in the Presentation. The Company assumes no obligations or responsibility to update the forward-looking statements contained herein to reflect actual results, changes in assumptions or changes in factors affecting these statements. You unconditionally and irrevocable acknowledge and undertake that you will be solely responsible for your own assessment of the market, the market position, the business and financial condition of the Company and that you will conduct your own analysis and be solely responsible for forming your own view of the potential future performance of the business of the Company. All the risks, liabilities or consequences arising out of or consequent to the use of or reliance on or reference to this Presentation and/or acting on the basis of the analysis/views formed by you, shall be solely borne by you. This Presentation speaks as of the date mentioned herein. Neither the delivery of this Presentation nor any further discussions of the Company with any of the recipients shall, under any circumstances, create any implication that there has been no change in the affairs of the Company since that date.

Content



Overview




Jindal Stainless – Leader in Specialized Products



Company – JSL Overview

- Largest integrated stainless steel Company in India with manufacturing facilities located at Jajpur, Odisha and Hisar, Haryana
- Robust logistics infrastructure, including in-house railway sidings, with close proximity to ports provide strong support to overall operations
 - ‘State-of-the-Art’ machinery and engineering from the best of European suppliers, capable of producing globally competitive stainless steel products
- World largest producer of stainless steel strips for razor blades and India’s largest producer of coin blank
- Well established distribution network of domestic/international service centers to optimize customer services/deliveries

Product Basket



Integrated Facilities	Unit	Capacity
Steel Melting Shop (SMS)	MTPA	2,900,000
Hot Strip Mill*	MTPA	2,320,000
Special Product Division	MTPA	73,000
Ferro Alloys	MTPA	284,675
Captive Power Plant	MW	264

* Incl. JUSL HSM capacity of 1.6mtpa; acquisition and expansion in process

Stainless Steel Sector Dynamics & Diversified Applications



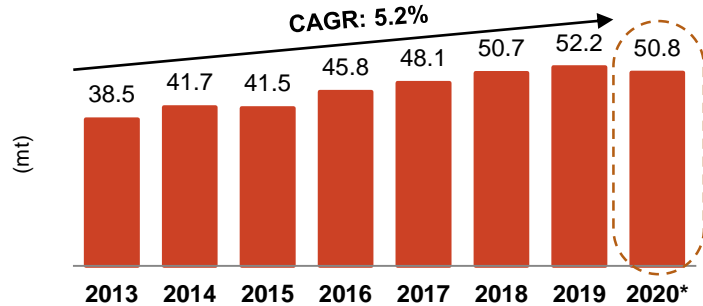
Value-Added & Sustainable Metal



Stainless steel - The "Green wonder Metal"

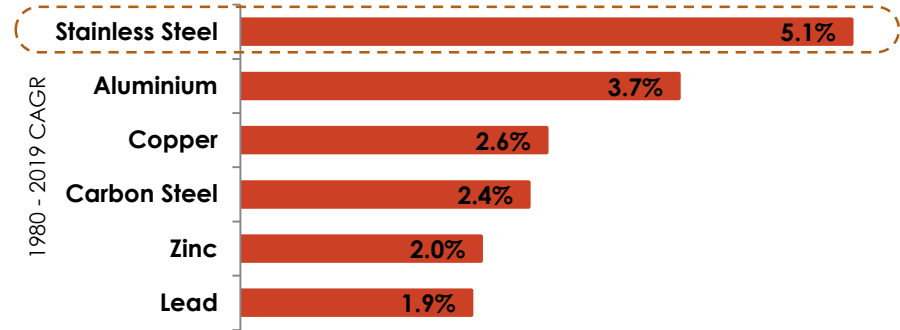
Favourable Sector Dynamics...

Healthy growth in global stainless steel demand...

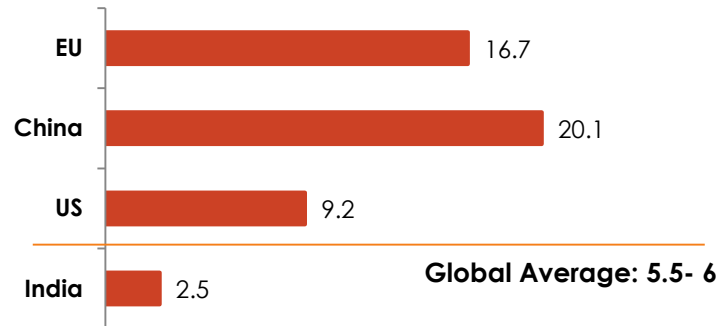


* COVID affected year

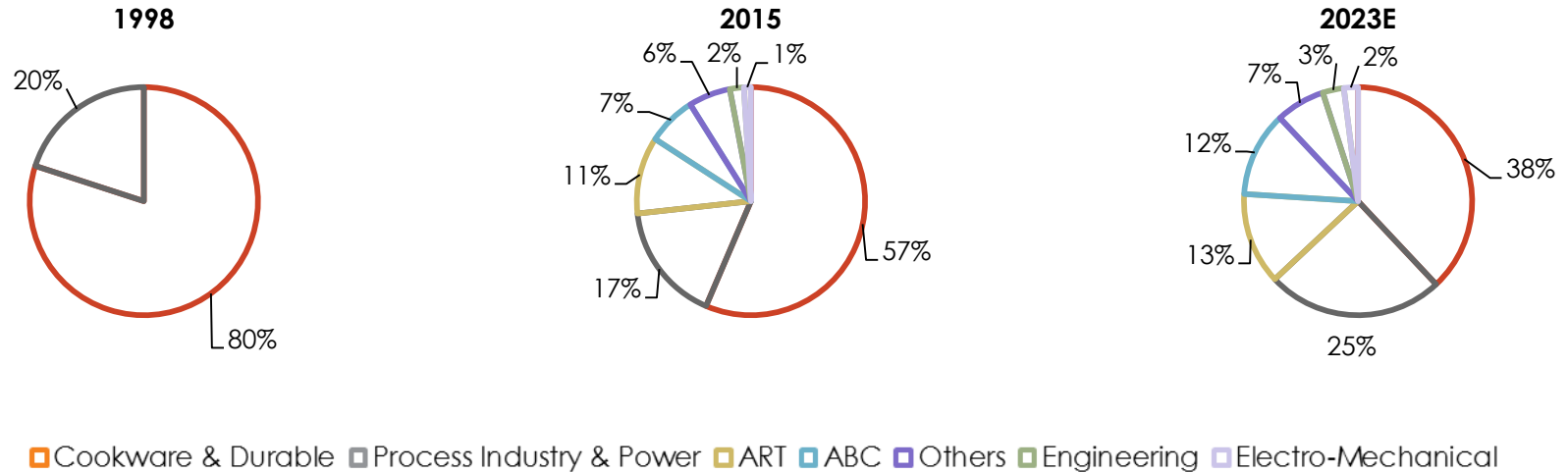
...with stainless steel as the fastest growing metal



India continues to be the second largest consumer with consistent growth over the years given its low per capita consumption (in kg)



Diversifying Consumption Pattern



Over the past 2 decades, stainless steel consumption in India has diversified to new value-added categories of ABC, ART and Process industries from the most primary usage in Cookware/Durables

Stainless Steel Product Applications



Jindal Stainless caters to a wide range of products...

New Age Applications

Railways coaches and wagons/ Metro coaches



Foot-over-bridges/ Rail-over- bridges



Modernization of Railway Infrastructure



Dairy industry



Auto: BS- VI compliant exhaust system/ Fuel Tanks



Overhead Water Tanks/ Urban Infrastructures



E-rickshaws



Pharma equipment



Innovative solutions driving usage in newer applications

Focus on expanding Brand and Market presence

- Investing in various Branding & marketing initiatives to enhance overall market potential by:
 - Creating awareness of hygiene and health benefits of stainless steel
 - Increase usage of stainless steel in Home and Public Spaces



Home Smart Home Campaign



Stainless steel Doors



Stainless steel Water Tank



Stainless steel Modular Kitchen



Road Shows



Safe Storage



Health first



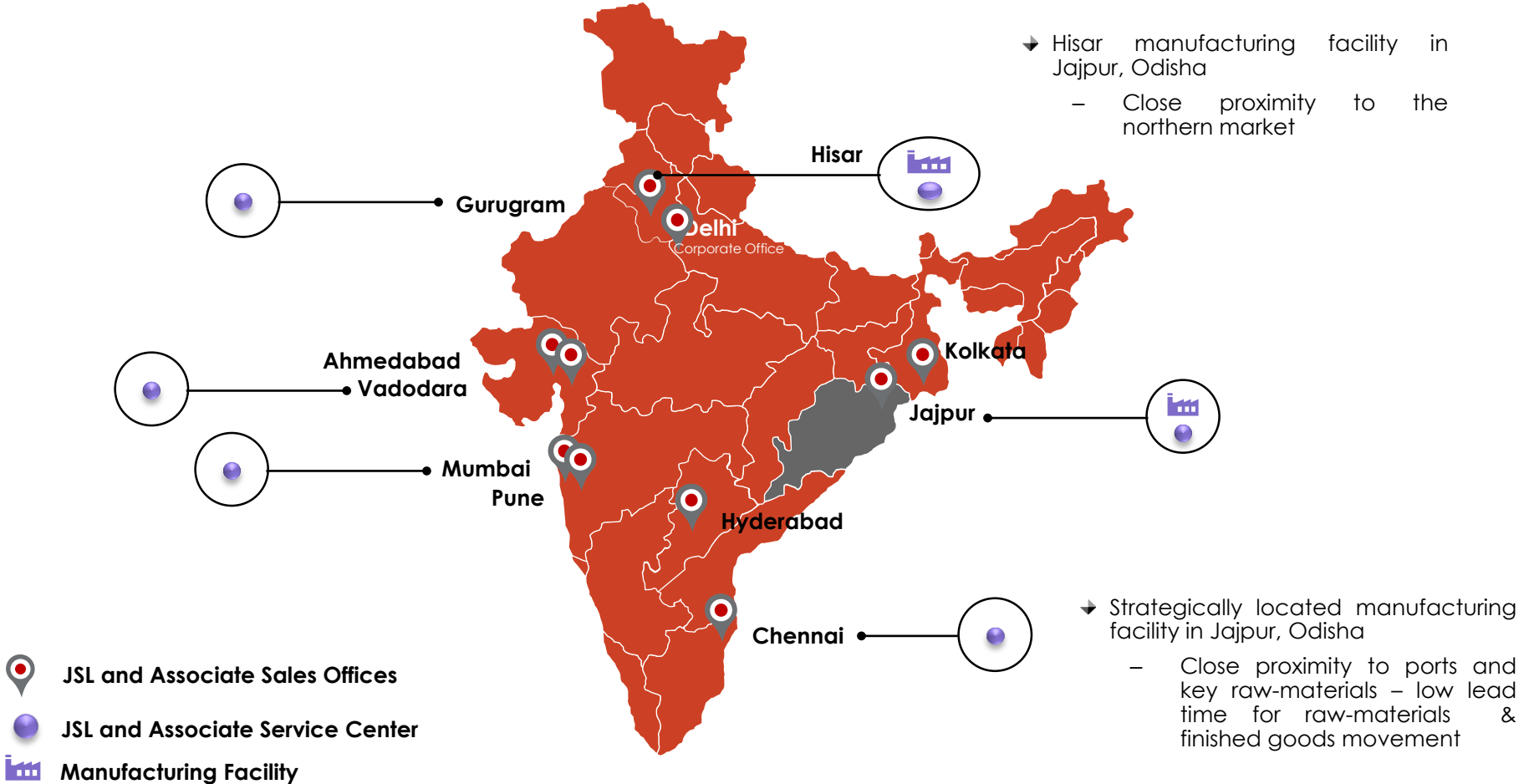
Switch to Stainless Steel for a Healthy & Hygienic Life

Health Genie

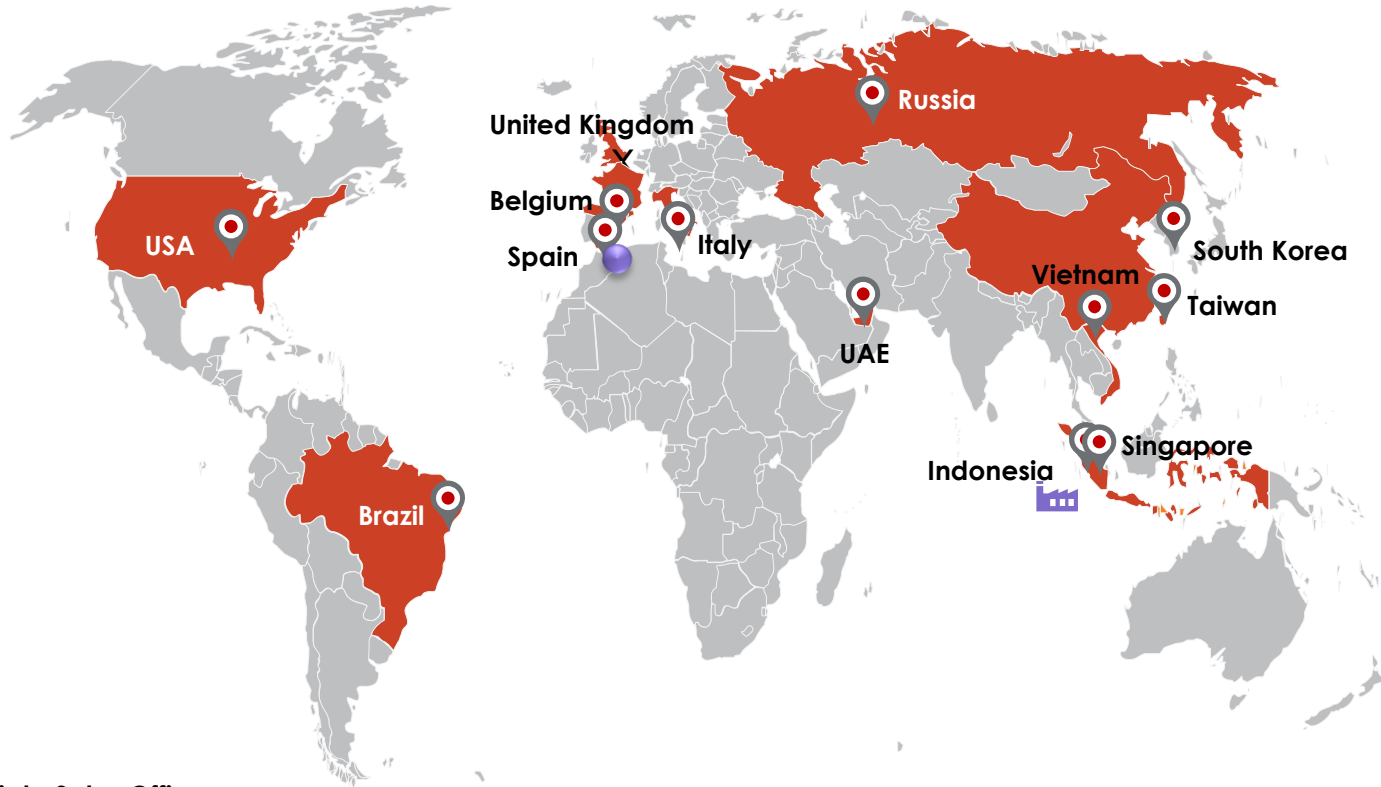
Brand JSL – To be top of mind




Other Campaigns & Exhibitions

Domestic Footprint



Global Footprint

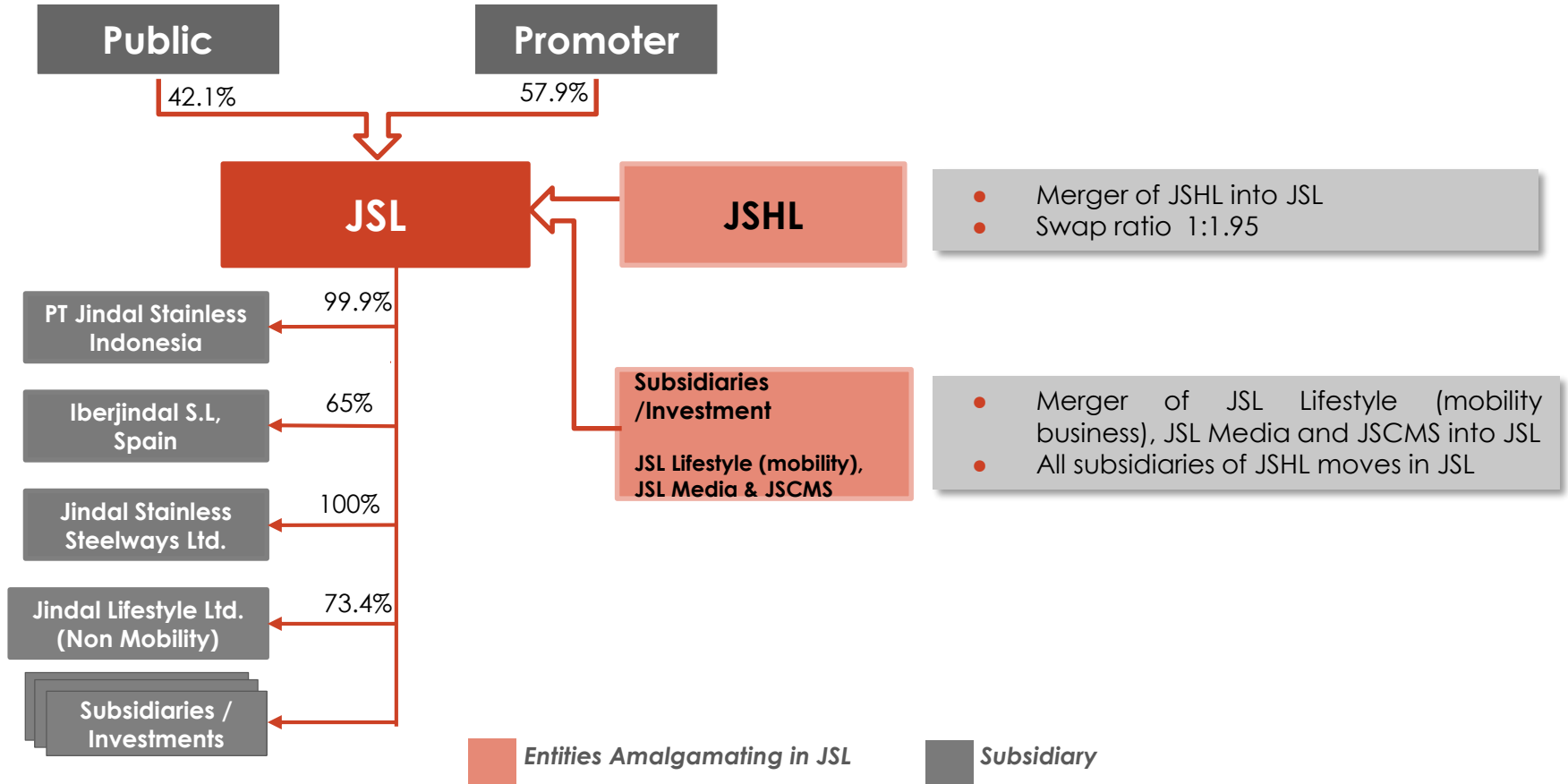


-  JSL and Associate Sales Offices
-  JSL and Associate Service Center
-  Manufacturing Facility

Merger Overview



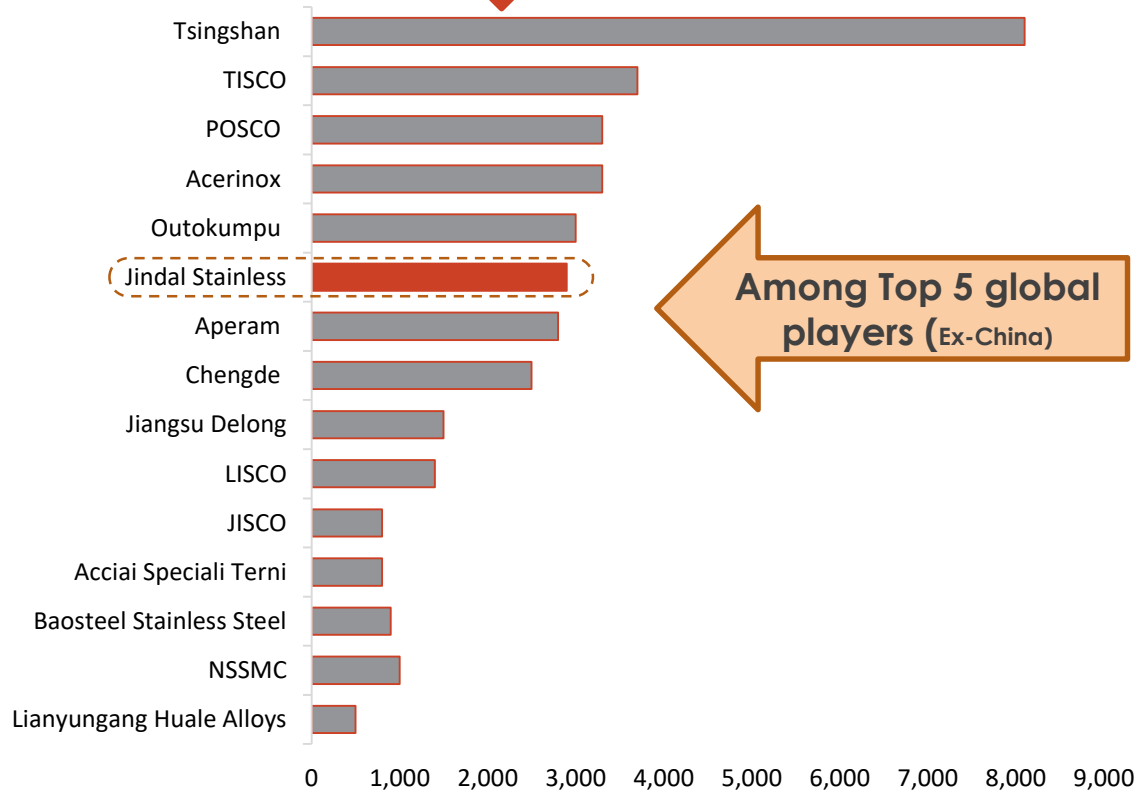
Structure Post Merger



Shareholding on fully diluted basis

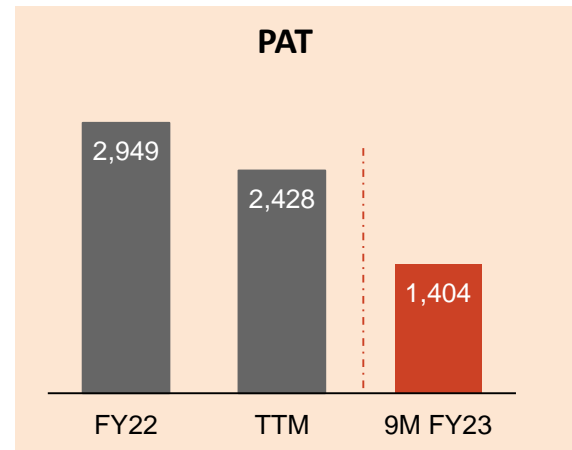
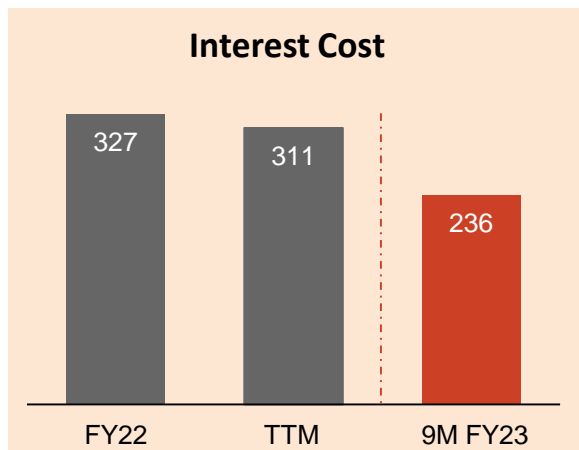
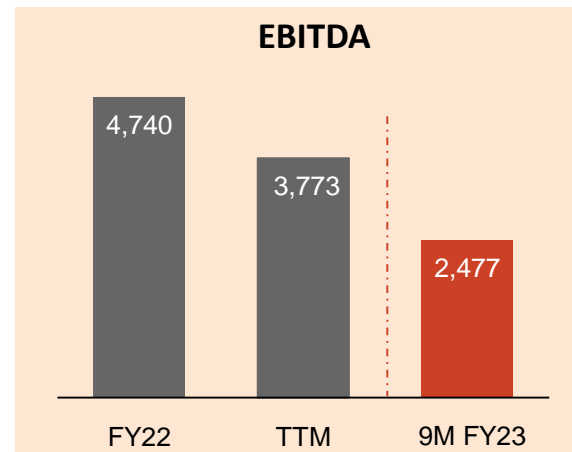
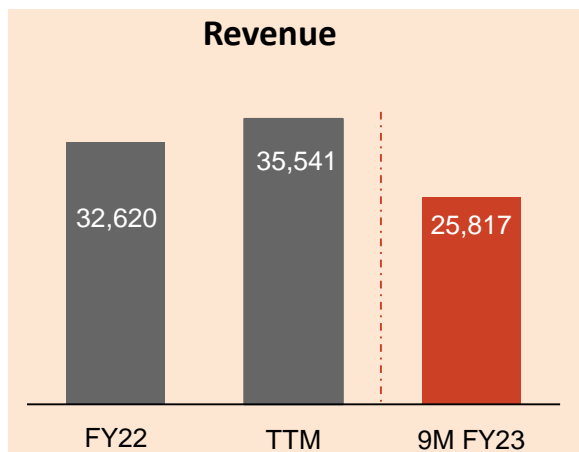
Among Top Global Stainless Steel Players

Enhanced Competitive Edge



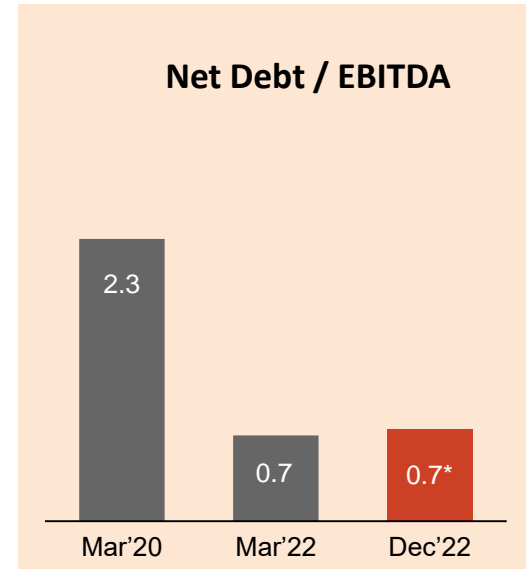
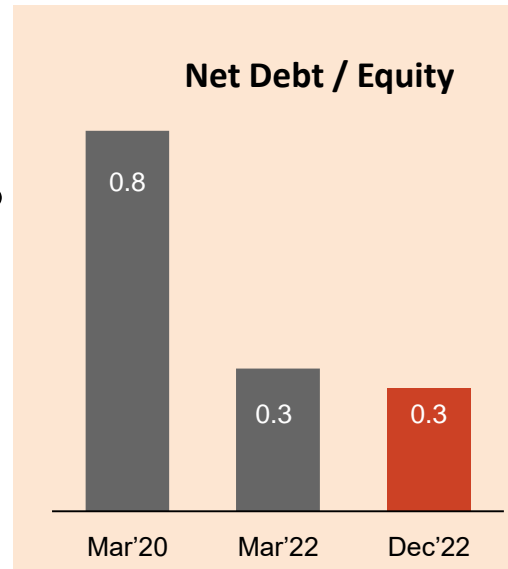
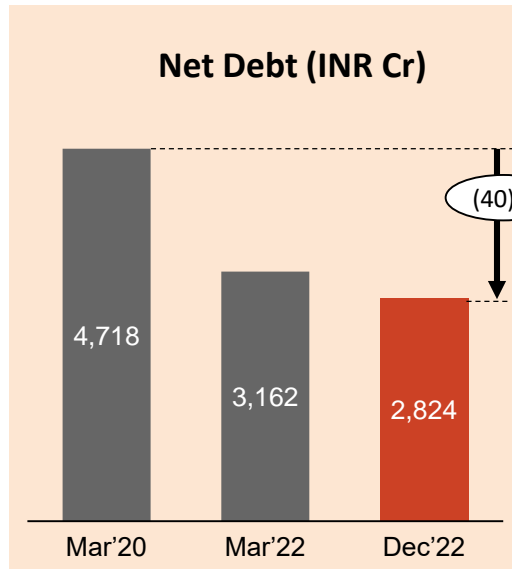
Among Top 5 global players (Ex-China)

Merged Proforma Performance



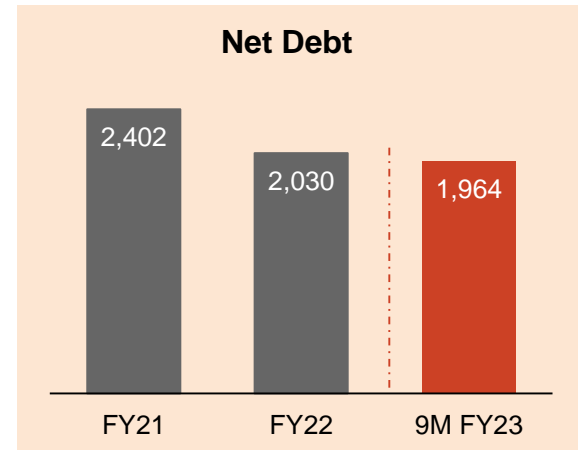
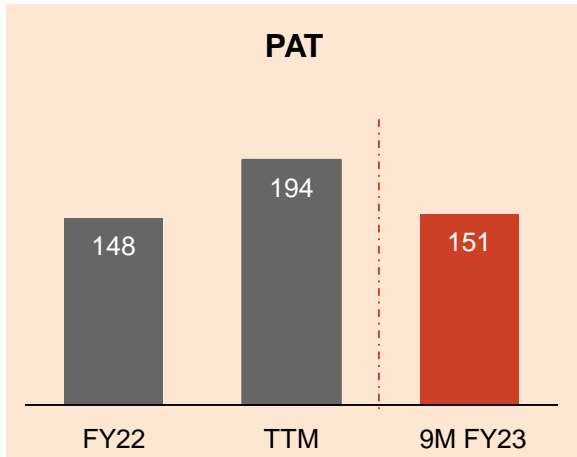
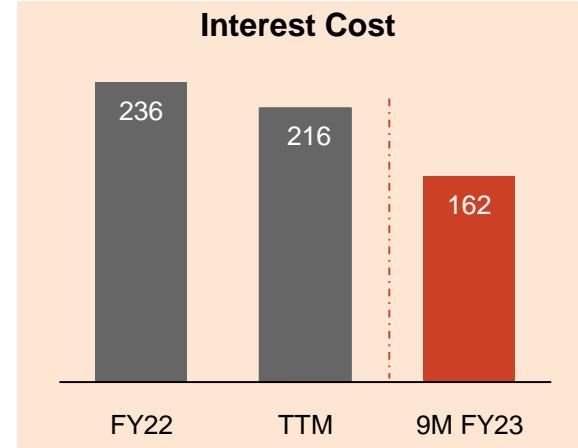
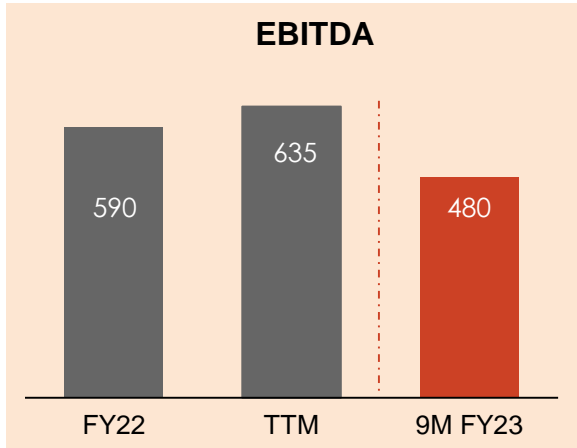
Note: The term "proforma merged" refers to the standalone post merged figures of entities of JSHL and JSL Lifestyle Mobility business into JSL and without considering the INDAS scheme related accounting adjustments (without limited review by auditors); TTM : Trailing twelve months ending December 31, 2022; All figures in INR. crore unless stated otherwise

Consolidating Balance Sheet Strength



Note: The term “proforma merged” refers to the standalone post merged figures of entities of JSHL and JSL Lifestyle Mobility business into JSL and without considering the INDAS scheme related accounting adjustments (without limited review by auditors); *TTM EBITDA ending December 31, 2022

JUSL Performance



TTM : Trailing twelve months ending December 31, 2022; All figures in INR. crore unless stated otherwise

Key Drivers

Structural growth of stainless steel demand in India

- Fastest growing value-added metal globally
- New age applications, awareness, replacement demand to continue support

Diversified end use segments with robust Domestic & Global presence

- >120 grades, high volume and niche offerings catering to ever-growing demand from ABC & ART segments and value added specialty product segments
- Effective distribution network to deliver above industry average growth rates

Huge operating leverage

- High quality infrastructure in place; Odisha capacity doubled at 1/3rd cost
- Multiple demand drivers created through continuous focus across sectors

Sustainable manufacturing with diversified sourcing strategy

- Electric arc furnace production process with high use of recycled content
- Improved WC cycle through efficient supply chain and logistic solutions

Strong management expertise

- 5 decades of experience in stainless steel industry to ensure leadership position
- Consistent focus on R&D for innovative product range and operational efficiencies

Capex Overview



Integrated expansion for Atmanirbhar Bharat

JSL Projects	Existing Capacity MTPA	Incremental Capacity MTPA	Total JSL MTPA	Est. Capex INR Cr	Est. Completion	Status
SMS	1.10	1.00	2.10	530	Q4 FY23	✓
Combo Line				1,250	Q4 FY23	✓
HRAP	0.80	0.45	1.25			
CRAP	0.45	0.30	0.75			
Ferro Chrome	0.25	0.10	0.35	315	Q3 FY24	
Quality Lab Expenses and Other balancing				55		
Sub Total JSL				2,150		
JSHL Projects	Existing Capacity KTPA	Incremental Capacity KTPA	Total SPD KTPA	Est. Capex INR Cr	Est. Completion	Status
Precision Strip	22	38	60	250		
PS Phase -1		26			Q2 FY22	✓
PS Phase-2		12			Q4 FY23	
Blade Steel	14	10	24	200		
BS Phase -1		6			Q2 FY23	✓
BS Phase-2		4			Q2 FY24	
Sub Total JSHL				450		
Total Project Cost				2,600		

Leadership Play

Leadership position in the fast growing Value-Added stainless steel sector

Integrated and Innovation led operation along with cost efficiency - State-of-art facilities

Strong and deleveraged balance sheet/ capital structure

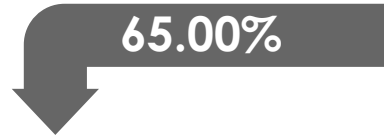
Huge operating leverage - low incremental capex to drive future growth

Wide spread distribution network and efficient supply chain for higher efficiencies and customer satisfaction

Diversified Product portfolio with >120 grades supporting agile business strategy



JSL: Subsidiaries



JSL



Iberjindal S.L.

P. T. Jindal Stainless Indonesia



- Stainless steel Service Center
- Offers customized to the doorsteps of customers in Spain

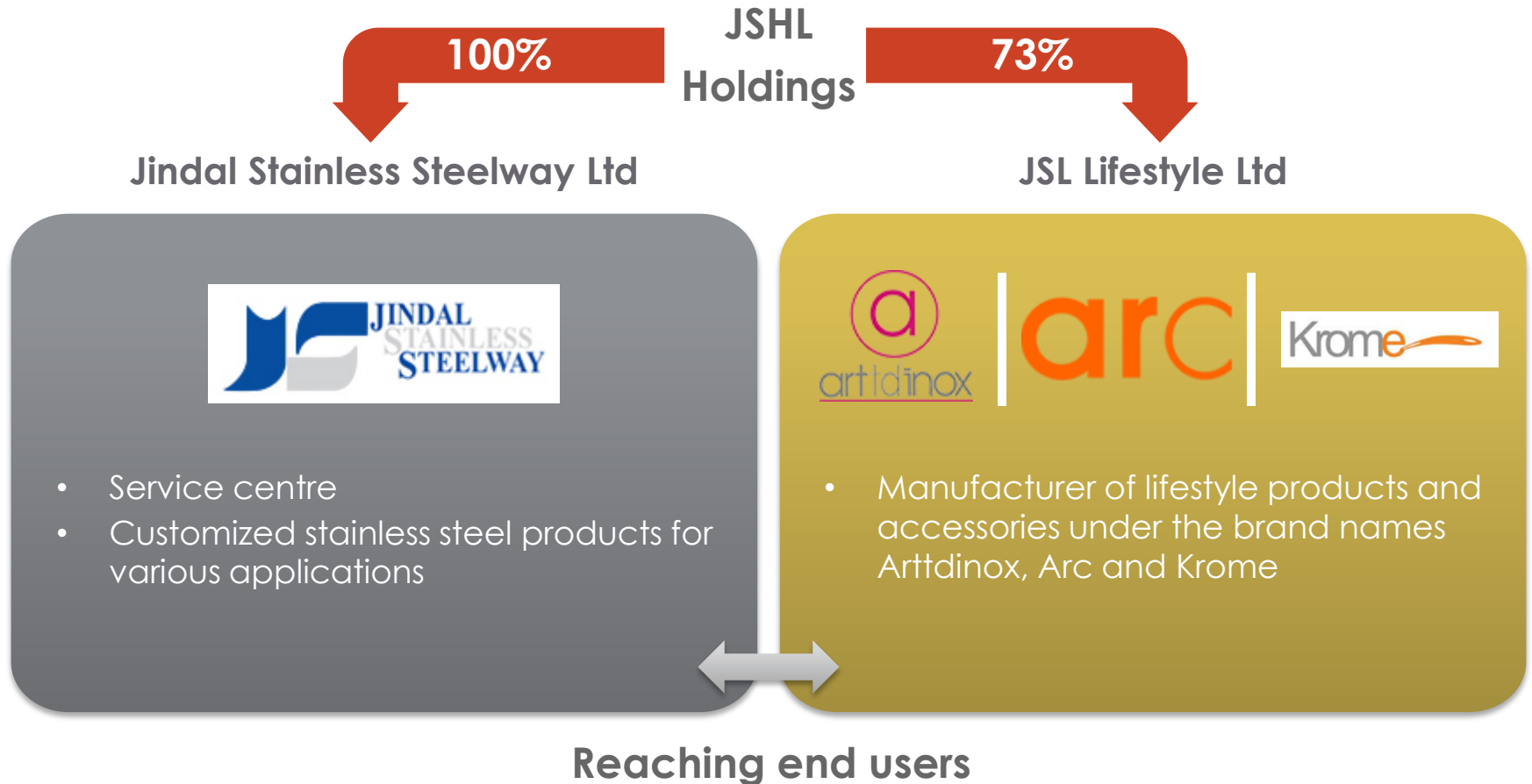


- Manufacturing Unit – 150,000 MTPA CR capacity
- Key producer of stainless steel in South East Asian market



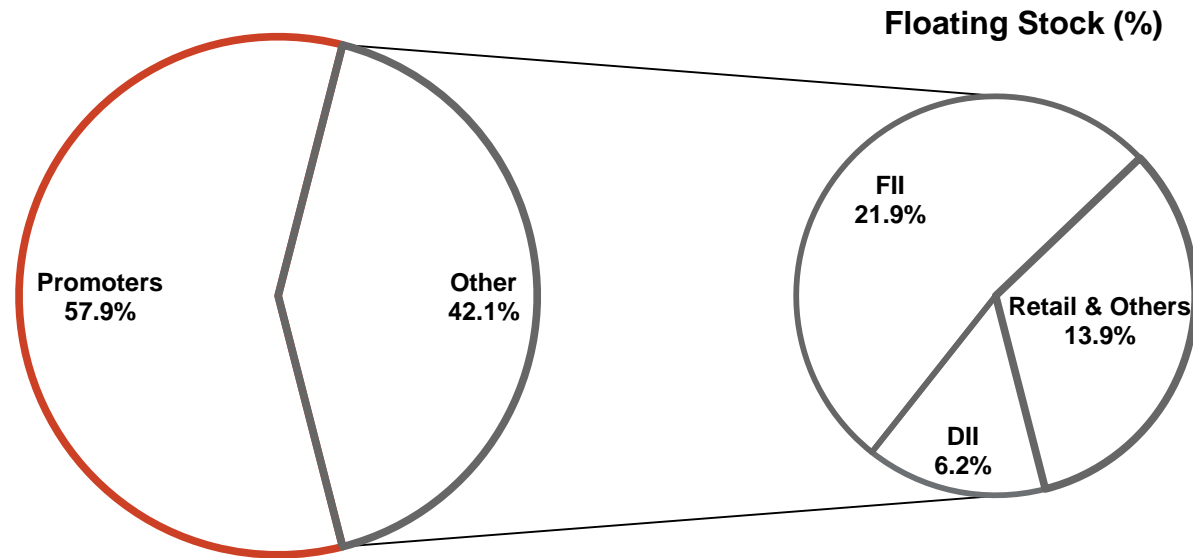
Global Outreach

JSHL: Subsidiaries



Shareholding Pattern

JSL (Merged Entity)



Promoters' pledging: clarification

- There is no loan raised against the promoters' shares (LAS), and therefore there is no linkage between the pledged shares and their market value
- Accordingly, there is no requirement of maintaining any margins, since the aforesaid shares are offered only as an additional collateral/secondary security and the operating companies assets remain as the primary security
- Therefore, any change in the share price does not trigger any margin requirements/calls by lenders

Contact Us

About Us:

Jindal Stainless is India's leading stainless steel producer with manufacturing facilities at Jajpur, Odisha and Hisar, Haryana, and an overseas unit in Indonesia. It has six service centres in India and one in Spain, besides a worldwide network of 14 offices and 10 sales offices in India.

Founded in 1970, Jindal Stainless has an annual turnover of US \$4.20 billion (as of March'22). As a result of capacity expansion at the Jajpur facility from 1.1 MTPA to 2.1 MTPA, the total melting capacity of the merged entity (including 0.8 MTPA at Hisar) is nearly 3 MTPA.

The Company's product range includes stainless steel slabs, blooms, coils, plates, sheets, precision strips, blade steel, and coin blanks. The company's vision remains improving lives through trustworthy and innovative stainless steel solutions.

Shreya Sharma / Kapil Joshi

Jindal Stainless Limited

Tel: +91 11 2618 8345

Email: shreya.sharma@jindalstainless.com

Kapil.joshi@jindalstainless.com

Thank You

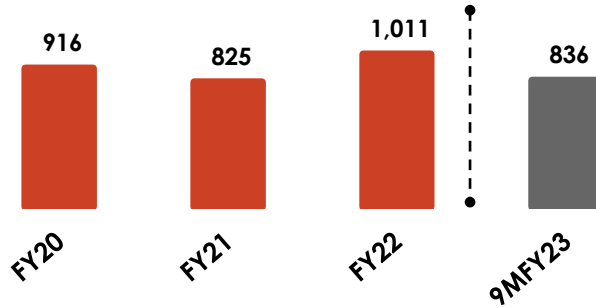


Annexure

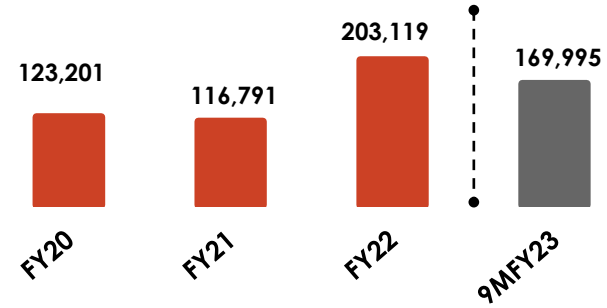


JSL: Steady Performance in Tough Times

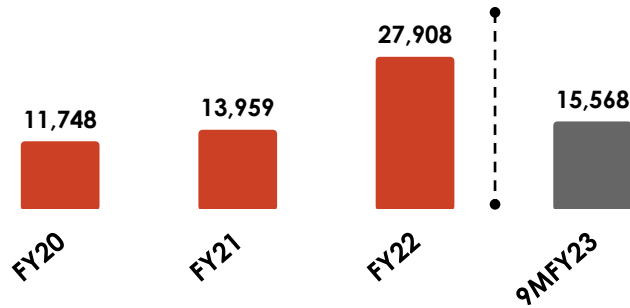
Stainless steel Sales Volume (kT)



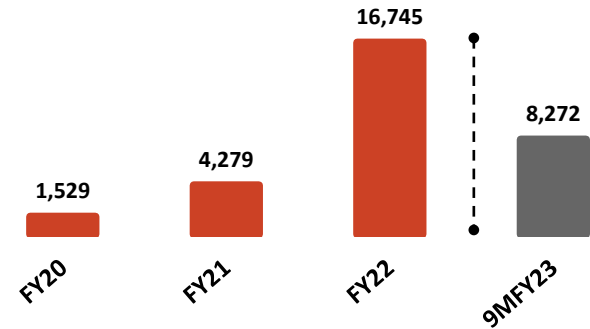
Net Revenue (Rs. mn)



EBITDA (Rs. mn)





PAT (Rs. mn)



JSL: Debt position & Key ratios

Borrowings (Standalone) (INR crore)	As on Dec 2022	As on Sep 2022	As on Mar 2022
Lenders' Debt			
Long term debt	1,846	1,883	1,455
Short term borrowing	185	343	290
Total Lenders' Debt	2,031	2,227	1,744
Inter corporate loan from related party	1,050	1,050	1,050
Total Debt	3,081	3,277	2,794
Cash & Bank balances	317	448	199
Net Debt	2,764	2,829	2,596

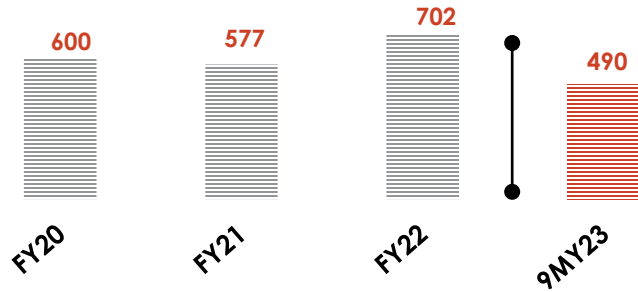
Borrowings (Subsidiaries) (INR crore)	As on Dec 2022	As on Sep 2022	As on Mar.2022
Long-Term Debt	39	39	59
Short-Term Debt	373	309	272
Total	413	348	331



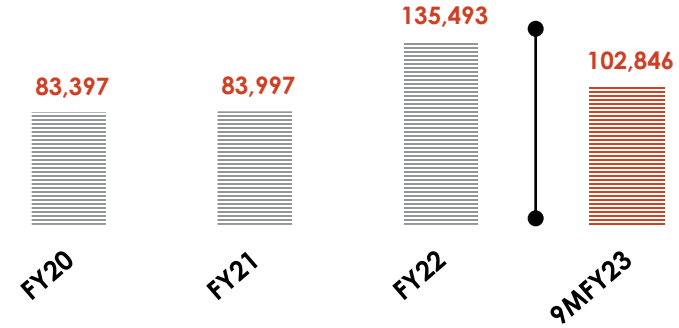
Long term debt ratings of AA-/ Stable & short term debt ratings of A1+/ stable

JSHL: Consistent performance


Stainless Steel Sales Volume (KT)



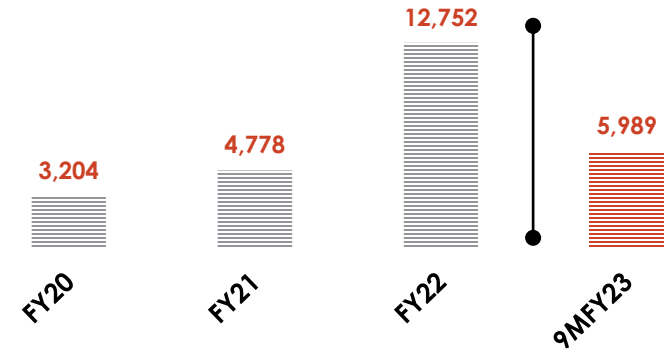
Net Revenue (Rs. mn)



EBITDA (Rs. mn)





PAT (Rs. mn)



JSHL: Debt position & Key ratios

Borrowings (Standalone) (INR crore)	As on Dec 2022	As on Sep 2022	As on Mar 2022
Long term debt	1,172	1,190	1,205
Short term borrowing (less than 12 months)	142	256	421
Total Debt	1,314	1,446	1,626
Cash & Bank balances	222	493	21
Net Debt	1092	952	1,605



Borrowings (Subsidiaries) (INR crore)	As on Dec 2022	As on Sep 2022	As on Mar 2022
Long-Term Debt	22	46	31
Short-Term Debt	114	54	170
Total	136	100	201

Long term debt ratings of AA-/ Stable & short term debt ratings of A1+/ stable