



September 08, 2020

**BSE Limited**

1<sup>st</sup> Floor, New Trading Ring,  
Rotunda Building, P J Towers,  
Dalal Street, Fort, Mumbai – 400 001  
# 022 - 2272 3121, 2037, 2041,  
3719, 2039, 2272 2061  
[corp.relations@bseindia.com](mailto:corp.relations@bseindia.com)

**Security Code No.: 532508**

**National Stock Exchange of India Ltd.**

Exchange Plaza, 5<sup>th</sup> Floor,  
Plot no. C/1, G Block  
Bandra-Kurla Complex, Bandra(E),  
Mumbai-400051  
# 022 -2659 8237, 8238, 8347, 8348  
[cmlist@nse.co.in](mailto:cmlist@nse.co.in)

**Security Code No. : JSL**

**Sub.: Intimation pursuant to Regulation 30 of SEBI (Listing Obligations and Disclosure Requirements) Regulations, 2015 – Earning presentation**

Dear Sir / Madam,

Pursuant to Regulation 30 of the Securities and Exchange Board of India (Listing Obligations and Disclosure Requirements) Regulations, 2015, we are enclosing herewith the Earnings presentation of Jindal Stainless Limited (“the Company”), for the quarter ended June 30, 2020. The same is also being uploaded on the website of the Company- [www.jslstainless.com](http://www.jslstainless.com).

Please note that the above information on record.

Thanking you,

Yours Faithfully,

**For Jindal Stainless Limited**

  
Navneet Raghuvanshi  
Company Secretary

Encl. As above

**Jindal Stainless Limited**

**CIN:** L26922HR1980PLC010901

**Corporate Office:** Jindal Centre, 12 Bhikaiji Cama Place, New Delhi - 110066, India

**Registered Office:** O.P. Jindal Marg, Hisar - 125005 (Haryana) India

**T:** +91 11 26188345, 41462000, 61462000 **F:** +91 11 41659169 **E:** [info@jindalstainless.com](mailto:info@jindalstainless.com)

**Website:** [www.jindalstainless.com](http://www.jindalstainless.com), [www.jslstainless.com](http://www.jslstainless.com)





# JINDAL STAINLESS LIMITED


Q1FY21  
Earnings Presentation

September 8, 2020



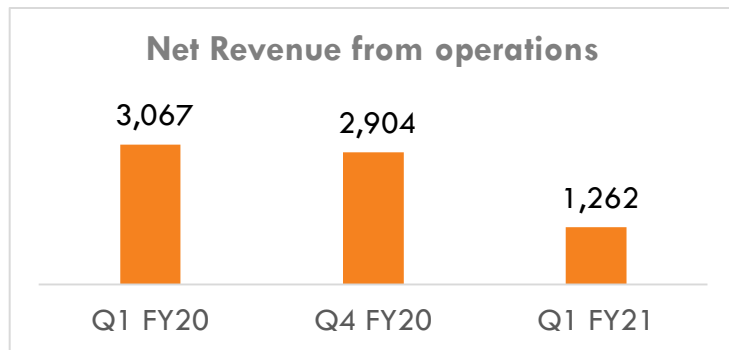
# Disclaimer

This presentation and the accompanying slides (the "Presentation"), which has been prepared by Jindal Stainless Limited (the "Company"), has been prepared purely for information purposes only and is not, and is not intended to be, an offer, or solicitation of offer, or invitation or recommendation or advise to buy or sell or deal with any securities of the Company, and shall not constitute an offer, solicitation or invitation or recommendation or advise to buy or sell or deal with any securities of the Company in any jurisdiction in which such offer, solicitation or invitation or recommendation or advise is unlawful or in contravention of applicable laws. No part, or all, of this Presentation shall be used or form the basis of, or be relied on or referred to in connection with, any contract or investment decision in relation to any securities of the Company. This Presentation is strictly informative and relating to the financial conditions, internal functioning, day to day operations, future events and projections etc. of the Company and this presentation shall not be used or relied upon or referred to in whole or in part, for any purpose whatsoever. The information in this Presentation is being provided by the Company and is subject to change without any notice or liability. This Presentation has been prepared by the Company based on information and data which the Company considers reliable, but the Company makes no representation or warranty, express or implied, whatsoever, and no reliance shall be placed on, the truth, accuracy, completeness, veracity, fairness, integrity, sufficiency and reasonableness of the contents of this Presentation. This Presentation may not be all inclusive and exhaustive and may not contain all of the information that you may consider material. Any liability in respect of the contents of, or any omission from, this Presentation is expressly excluded. This Presentation contains statements about future events and expectations that are forward-looking statements. These statements typically contain words such as "expects" and "anticipates" and words of similar import. Any statement in this Presentation that is not a statement of historical fact is a forward-looking statement that involves known and unknown risks, uncertainties, contingencies and other factors which may cause our actual results, performance or achievements to be materially different from any future results, performance or achievements expressed or implied by such forward-looking statements. None of the future projections, expectations, estimates or prospects in this Presentation should be taken as forecasts or promises nor should they be taken as implying any indication, assurance or guarantee that the assumptions on which such future projections, expectations, estimates or prospects have been prepared are correct or exhaustive or, in the case of the assumptions, fully stated in the Presentation. The Company assumes no obligations or responsibility to update the forward-looking statements contained herein to reflect actual results, changes in assumptions or changes in factors affecting these statements. You unconditionally and irrevocably acknowledge and undertake that you will be solely responsible for your own assessment of the market, the market position, the business and financial condition of the Company and that you will conduct your own analysis and be solely responsible for forming your own view of the potential future performance of the business of the Company. All the risks, liabilities or consequences arising out of or consequent to the use of or reliance on or reference to this Presentation and/or acting on the basis of the analysis/views formed by you, shall be solely borne by you. This Presentation speaks as of the date mentioned herein. Neither the delivery of this Presentation nor any further discussions of the Company with any of the recipients shall, under any circumstances, create any implication that there has been no change in the affairs of the Company since that date.



# Q1FY21 Results Overview

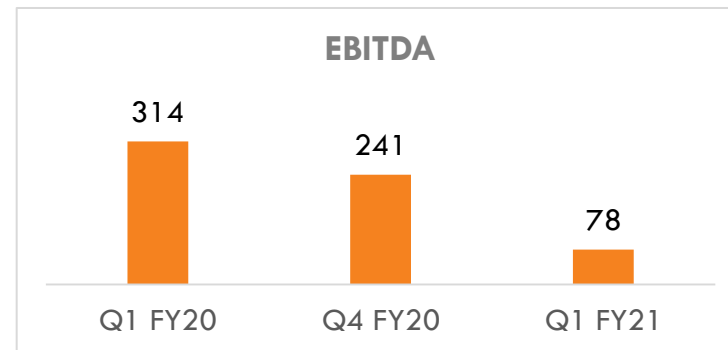
# Key Financials Highlights – Q1FY21



Shift (%)

QoQ: (57%)

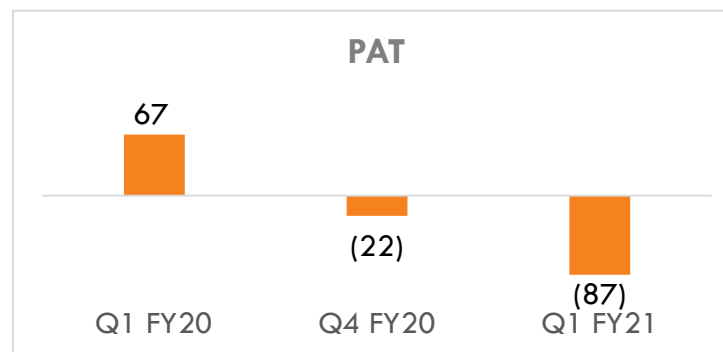
YoY: (59%)



Shift (%)

QoQ: (68%)

YoY: (75%)

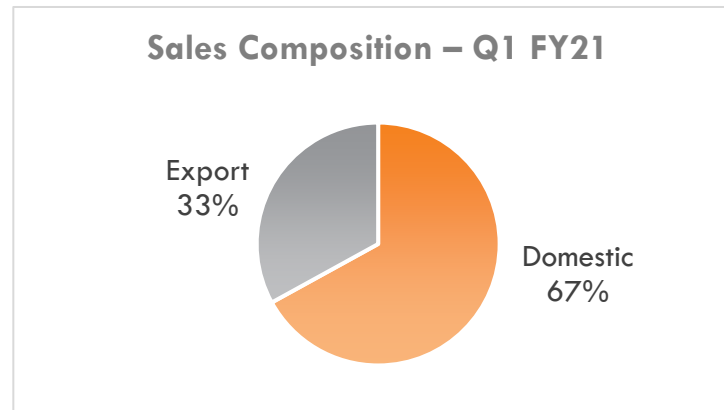
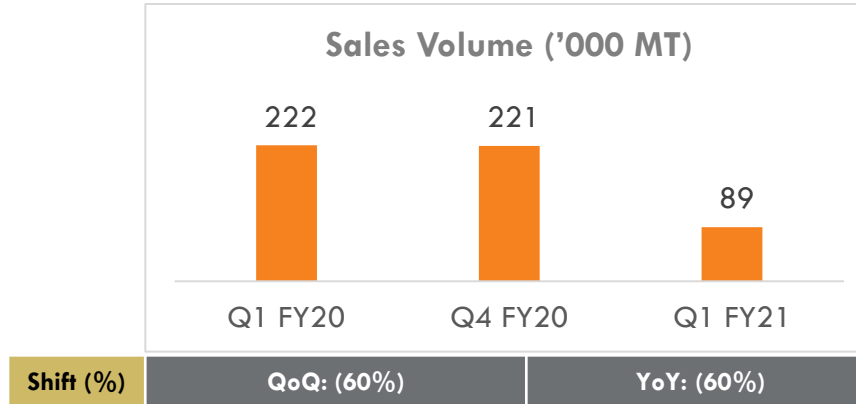


Shift (%)

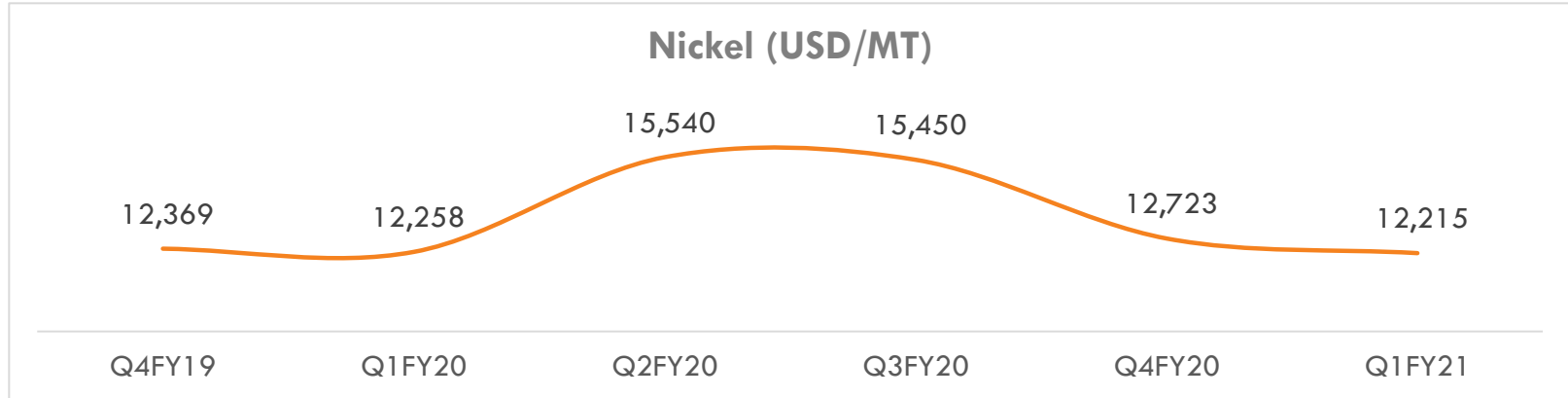
QoQ: NA

YoY: NA

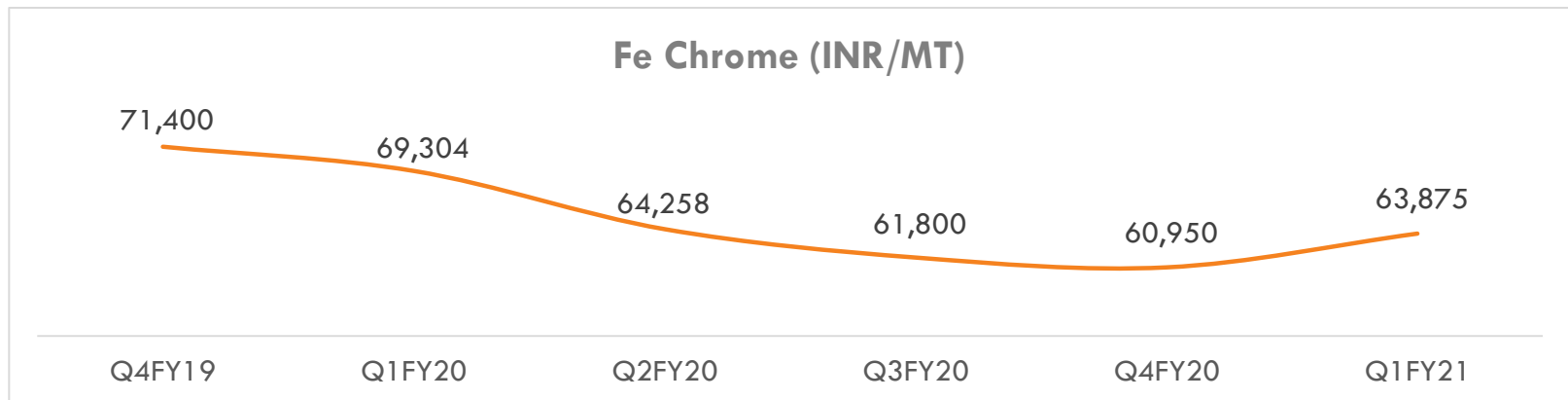
# Key Operational Update – Q1FY21



# Key Raw Materials – Price Trend



**Note:** Average quarterly prices; Source: LME



**Note:** Average quarterly prices; Source: Steel Mint

# Q1 FY21 Financial and Operational Discussions (Standalone)

- **Revenue stood at Rs. 1,262 crore, down 59% Y-o-Y**

- Sales volume contracted by 60% Y-o-Y to 89 kt due to widespread disruption in supply chain and temporary suspension of manufacturing activity

- **EBITDA reported at Rs. 78 crore**

- Operating performance adversely impacted due to COVID-19 induced business environment

- **Net Loss stood at Rs. 87 crore**

- Interest cost fell by 8% Y-o-Y to Rs. 131 crore



# Management Comment



Commenting on the performance, Mr. Abhyuday Jindal, Managing Director, Jindal Stainless Limited said:

*“Domestic stainless steel industry was no exception to the slowdown caused by COVID-19. For JSL too, it was an unprecedented quarter, with operations completely suspended in April.*

*Through agile business planning and a global outreach, we were able to revive our exports in the May-June period, which helped offset the adverse impact of a depressed domestic market to some extent. We have undertaken several business, operational, and strategic initiatives to minimise the impact of the pandemic, and hope to recover by end of September’20 with improved business sentiments.”*

# Abridged P&L Statement (Standalone)

Particular (Rs. crore)	Q1 FY21	Q1 FY20	YoY Change (%)	Q4 FY20	QoQ Change (%)
Net Revenue from operations	1,262	3,067	(59%)	2,904	(57%)
Total Expenditure	1,184	2,753	(57%)	2,662	(56%)
EBITDA	78	314	(75%)	241	(68%)
EBITDA / ton	8,737	14,127	(38%)	10,917	(20%)
EBITDA margin (%)	6.2%	10.2%	(408 bps)	8.3%	(217 bps)
Other Income	10	10	0%	11	(8%)
Finance Cost	131	142	(8%)	143	(8%)
Depreciation	95	101	(6%)	99	(4%)
Exceptional gain/(loss)*	14	24	(43%)	(48)	NA
PBT	(125)	105	NA	(38)	NA
Tax	(38)	38	NA	(16)	NA
PAT	(87)	67	NA	(22)	NA
PAT margin (%)	NA	2.2%	NA	NA	NA
EPS (Diluted) in INR	(1.8)	1.3	NA	(0.5)	NA

Note: Standalone financials

\* Exceptional items represent net foreign exchange gain/(loss) and mark-to-market gain/(loss) on foreign exchange derivative forward contracts

# Abridged P&L Statement (Consolidated)

Particular (Rs. crore)	Q1 FY21	Q1 FY20	YoY Change (%)	Q4 FY20	QoQ Change (%)
Net Revenue from operations	1,376	3,263	(58%)	3,094	(56%)
Total Expenditure	1,312	2,963	(56%)	2,873	(54%)
EBITDA	64	300	(79%)	222	(71%)
EBITDA / ton	7,208	13,500	(47%)	10,015	(28%)
EBITDA margin (%)	4.7%	9.2%	(454 bps)	7.2%	(251 bps)
Other Income	10	10	3%	13	(26%)
Finance Cost	134	147	(8%)	148	(9%)
Depreciation	103	105	(2%)	104	(1%)
Exceptional gain/(loss)*	15	25	(39%)	(51)	NA
Share of profit of investments gain/(loss)	(18)	2	NA	(5)	NA
PBT	(167)	84	NA	(73)	NA
Tax	(43)	36	NA	(7)	NA
PAT	(124)	48	NA	(66)	NA
PAT margin (%)	NA	1.5%	NA	NA	NA
EPS (Diluted) in INR	(2.5)	1.0	NA	(1.3)	NA

Note: Consolidated financials

\* Exceptional items represent net foreign exchange gain/(loss) and mark-to-market gain/(loss) on foreign exchange derivative forward contracts

# Comfortable Debt Position

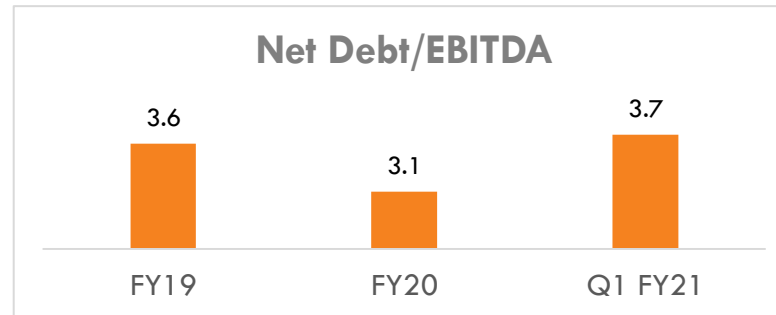

Borrowings (Standalone) (Rs. crore)	As on Jun.2020	As on Mar.2020	As on Mar.2019
<b>Long term debt</b>	2,338	2,357	2,050
Inter corporate loan from related party	900	900	900
<b>OCRPS*</b>	-	-	695
<b>Total Long term debt</b>	<b>3,238</b>	<b>3,257</b>	<b>3,645</b>
<b>Short term borrowing</b>	334	398	473
<b>Total Debt</b>	<b>3,572</b>	<b>3,655</b>	<b>4,118</b>
<b>Cash &amp; Investments</b>	54	44	14
<b>Net Debt</b>	<b>3,518</b>	<b>3,610</b>	<b>4,104</b>
<b>Long Term Debt Breakup:</b>			
-INR Debt	2,962	2,981	3,139
-Foreign Currency Debt	276	276	506

Note : \*Optionally Convertible Redeemable Preference Shares

Borrowings (Subsidiaries) (Rs. crore)	As on Jun.2020	As on Mar.2020	As on Mar.2019
<b>Long-Term Debt</b>	-	-	-
<b>Short-Term Debt</b>	<b>243</b>	<b>248</b>	<b>270</b>
<b>Total</b>	<b>243</b>	<b>248</b>	<b>270</b>

- Healthy Cash generation to comfortably support debt repayment
- Focus on further improving debt position going forward

# Key Financial Ratios (Standalone)



**Note:**

- 1) Q1 FY21 calculations based on TTM figure
- 2) Net Debt includes short-term & long term debt less cash & investments

# About Us

Jindal Stainless Limited (JSL) is amongst the leading stainless steel manufacturing companies in the world and India's largest stainless steel manufacturer. The Company operates an integrated stainless steel plant at Jajpur, Odisha. The complex has a total stainless steel capacity of 1.1 million tonnes per annum.

JSL has the 'State-of-the-Art' machinery and engineering from the best of European suppliers, capable of producing globally competitive stainless steel products. The Company has a well-established distribution network with service centers in both domestic and an overseas market to serve its customers.

A leader and a name synonymous with 'Enterprise', 'Excellence' and 'Success', Company's ethos mirrors most characteristics similar to the metal it produces; akin to stainless steel JSL is innovative and versatile in its thought process; strong and unrelenting in its operations. JSL's growth over the last 4 decades has been backed by the excellence of its people, value driven business operations, customer centricity, adoption of one of the best safety practices in the stainless steel industry and a commitment for social responsibility.

---

**Goutam Chakraborty / Shreya Sharma**

**Jindal Stainless Limited**

**Tel:** +91 11 2618 8345

**Email:** [goutam.chakraborty@jindalstainless.com](mailto:goutam.chakraborty@jindalstainless.com)

[shreya.sharma@jindalstainless.com](mailto:shreya.sharma@jindalstainless.com)

---

**Anoop Poojari / Devrishi Singh**

**Citigate Dewe Rogerson**

**Tel:** +98330 90434 / +91 98205 30918

**Email:** [anoop@cdr-india.com](mailto:anoop@cdr-india.com)

[devrishi@cdr-india.com](mailto:devrishi@cdr-india.com)



**Thank You**