

K.P.R. MILL LIMITED

Corporate Office : 1st Floor Srivari Shrimat, 1045, Avinashi Road, Coimbatore - 641018. India © : 0422-2207777 Fax : 0422-2207778

09.02.2022

The Listing Department
Bombay Stock Exchange Ltd
1st Floor, Rotunda Buildings,
PhirozeJeejeebhoy Towers,
Mumbai-400 001

The Listing Department
National Stock Exchange of India Ltd
Exchange Plaza, Plot: C/1, G Block,
Bandra-Kurla Complex, Bandra (E),
Mumbai - 400 051.

SCRIP CODE: 532889

SYMBOL: KPRMILL

Dear Sir,

Sub: Investor Presentation for the Quarter ended 31.12.2021

Ref: Disclosure of Material Events

Pursuant to Regulation 30(6) of the Securities and Exchange Board of India (Listing Obligations and Disclosure Requirements) Regulations, 2015 the investor presentation for the Quarter ended 31st December, 2021 is uploaded in our Company website www.kprmilllimited.com and being filed with the exchanges.

This is for your kind information and dissemination.

Thanking you,

Yours faithfully

For K.P.R. Mill Limited

Kandaswa
my P

Digitally signed by Kandaswamy P
DN: cn=Kandaswamy P, o=Personal,
postalCode=641045, st=Tamil Nadu,
serialNumber=f7e3c313ca0e6de33fa93b
52f4dec86c674af5b808b600320780e71d
effd15fb, cn=Kandaswamy P
Date: 2022.02.09 09:41:24 +05'30'

**P. Kandaswamy
Company Secretary**

Encl: As above

KPR MILL LIMITED

RESULT UPDATE

Q3FY2022



Safe Harbor



This presentation and the accompanying slides (the “Presentation”), which have been prepared by KPR Mill Limited (the “Company”), have been prepared solely for information purposes and do not constitute any offer, recommendation or invitation to purchase or subscribe for any securities, and shall not form the basis or be relied on in connection with any contract or binding commitment whatsoever. No offering of securities of the Company will be made except by means of a statutory offering document containing detailed information about the Company.

This Presentation has been prepared by the Company based on information and data which the Company considers reliable, but the Company makes no representation or warranty, express or implied, whatsoever, and no reliance shall be placed on, the truth, accuracy, completeness, fairness and reasonableness of the contents of this Presentation. This Presentation may not be all inclusive and may not contain all of the information that you may consider material. Any liability in respect of the contents of, or any omission from, this Presentation is expressly excluded.

Certain matters discussed in this Presentation may contain statements regarding the Company’s market opportunity and business prospects that are individually and collectively forward-looking statements. Such forward-looking statements are not guarantees of future performance and are subject to known and unknown risks, uncertainties and assumptions that are difficult to predict. These risks and uncertainties include, but are not limited to, the performance of the Indian economy and of the economies of various international markets, the performance of the textile industry in India and world-wide, competition, the company’s ability to successfully implement its strategy, the Company’s future levels of growth and expansion, technological implementation, changes and advancements, changes in revenue, income or cash flows, the Company’s market preferences and its exposure to market risks, as well as other risks. The Company’s actual results, levels of activity, performance or achievements could differ materially and adversely from results expressed in or implied by this Presentation. The Company assumes no obligation to update any forward-looking information contained in this Presentation. Any forward-looking statements and projections made by third parties included in this Presentation are not adopted by the Company and the Company is not responsible for such third party statements and projections.

Manufacturing Facilities

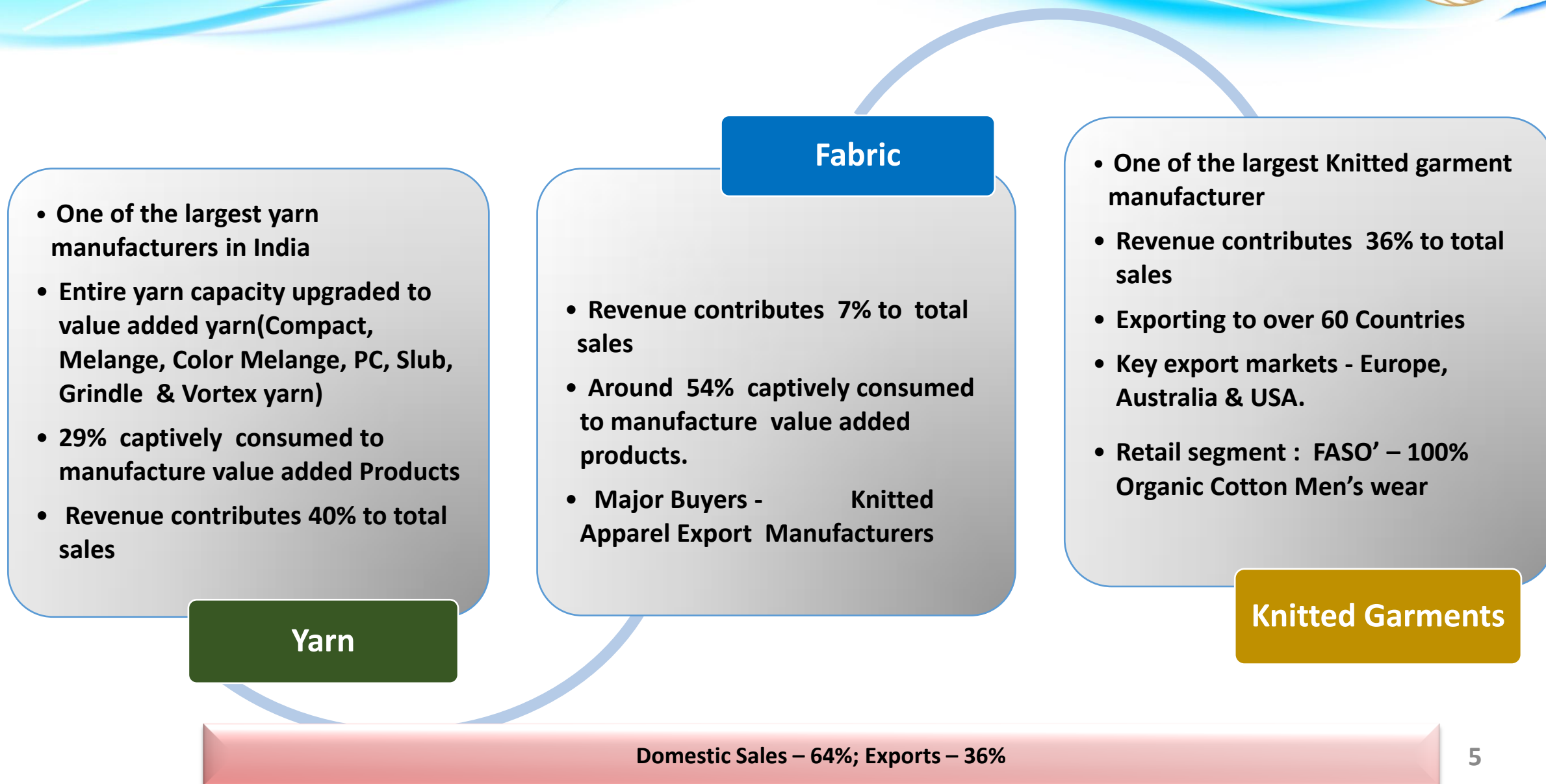


An Overview



- **One of the largest vertically integrated textile player with presence across the entire value chain - from “fibre to fashion”**
- **Best quality cotton ‘Shankar 6’ used as the raw material for consistent quality**
- **Strategic investment in Wind Power Projects & Co-gen plant for captive consumption**
- **Marquee relationships with more than 1,200 regular domestic clients for yarn and fabric and around 60 Countries for garments**
- **Trendsetting welfare policies including higher education facilities for employees & various CSR activities**
- **An exemplary and massive ETP in its Processing Unit to treat 5 Million litres a day**
- **Quality initiatives and consistent technology up-gradation secured several International Accreditations**
- **With 115 million Knitted Garments capacity, KPR has become one of the largest Apparel Manufacturers in India. Establishment of New Garment facility with 42 Million knitted garments per annum is in progress.**
- **Expansion of Sugar, Co-gen and Ethanol production capacity with 10,000 TCD, 47 MW and 230 KLPD is in progress**
- **Eco-friendly Processing facility and sophisticated high resolution printing facility**
- **Retail segment - ‘FASO’ - 100% Organic Cotton Men’s innerwear Sportswear and Athleisure**
- **To enlarge export activities established a Company at Singapore**

Presence across the textile value chain



Key competitive advantages

Strong Fundamentals

- Rich exposure in textile and apparel Industry
- Consistent better performer even during tough times and growth driven entity
- Dividend track record since listing

Largest vertically Integrated Apparel Manufacturer strategically located

- Assuring superior quality products meeting market requirement
- On time delivery – An essential factor for market reputation
- Facilities located within a 50 KM radius of Tirupur, the largest apparel manufacturing cluster in Asia
- Proximity to buyers helps to reduce the material handling costs and facilitates immediate feedback
- Utilize the key technical personnel across all plant sites

Strategic Investment in Green Power

- Ability to maintain power cost through investment in Green Power
- 61.92 MW Wind Power & 40 MW Co-Gen
- Green power availability throughout the year

Competitive cost

- Low power cost through captive green power
- Minimal finance cost through prudent financial planning

Key competitive advantages Contd...

Rejoiced Workforce

- Feel at home accommodation and amenities including Higher Education, Vocational training, yoga, meditation, library, sports, swimming pool, etc.
- The trendsetting welfare factors crowned by Five Star Certification & Higher Education facilities at KPR distinguishes it from Peer Group with higher efficiency level and lower attrition rate facilitating enhanced Productivity at optimized Operating cost
- During Covid-19, KPR employees stayed back acknowledging KPR's parental care, though the industry faced return of migrant employees to home town

Strong client base

- More than 1,200 Customers for yarn & fabric
- Leading International Brands
- Exporting to over 60 Countries

Growth Initiatives

- Converted conventional yarn capacity to value added yarn, carrying premium prices
- Expanded garment capacity to 115 million garments per annum – Making KPR a largest Knitted garment manufacturer in India. Establishment of New garment facility with 42 million knitted garments per annum is in progress
- Expansion of Sugar, Co-gen and Ethanol production capacity with 10,000 TCD, 47 MW and 230 KLPD is in progress
- Eco-friendly Processing facility and sophisticated high resolution printing facility
- Company at Singapore-To enlarge Export business
- Retail segment - 'FASO' - 100% Organic Cotton Men's innerwear, Sportswear and Athleisure

Key Growth drivers of Indian Textile Industry

INDUSTRY GROWTH DRIVERS

- Most cost competitive Textile manufacture base
- Largest Cotton base – Number one in World
- Most efficient Spinning sector in the World
- Growing Domestic & Global demand
- Challenges of growth in neighboring competing countries driving the Indian textile Industry
- India has an edge over other major competitors in Asia in respect of raw materials.

COMPANY SPECIFIC GROWTH DRIVERS

- Consistent Modernization & Capacity Expansion –enhanced realization
- Value Added Yarn - Compact, Melange, PC, Colour Melange, Slub, Grindle and Vortex Yarn– Volume Driven Growth
- A largest Knitted garment manufacturer with 115 mn garment capacity. Establishment of New garment facility with 42 mn garments per annum is in progress.
- Expansion of sugar, Co-gen and Ethanol production capacity with 10,000 TCD, 47 MW and 230 KLPD is in progress
- Eco-friendly Processing facility and sophisticated high resolution printing facility.
- Self sufficiency in power generation
- Increased focus on exports
 - Enhanced garment production
 - Penetrate into newer markets for garments & yarn
 - Impressive response from existing clients, new buyers and new market
- Company at Singapore-To enlarge Export business
- Retail segment - '**FASO**' 100% organic Cotton Men's wear.

Evolution



- ❖ 1984 – Maiden business at Coimbatore, India
- ❖ 1989 – Knitted garment export at Tirupur.
- ❖ 1995 – First spinning unit at Sathyamangalam with 6,000 spindles. Increased to 30,240 spindles by 1999

1984-1999

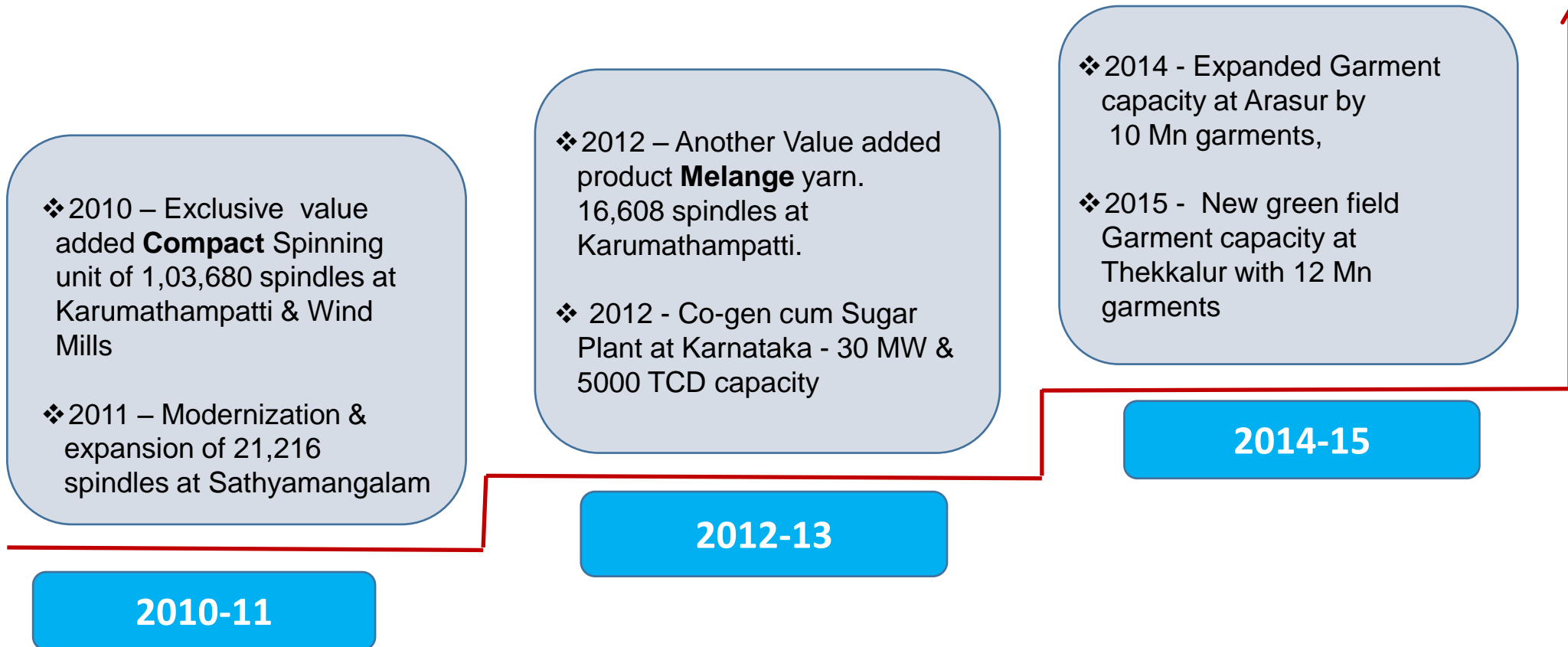
- ❖ 2001 – Spinning mill at Karumathampatti with 30,240 spindles; Knitting facility & Wind mill for captive use
- ❖ 2003 – Spinning unit at Neelambur with 50,784 spindles; Knitting facility & Wind mill
- ❖ 2005 – At Arasur 1,00,800 spindles; Knitting facility, Garment Unit and Wind Mills

2000-2005

- ❖ 2006 – Private Equity participation by leading US Corporate 'Brandot Investments' & Two others - \$ 25 Mn
- ❖ 2007 – IPO at a premium. Shares Listed at Bombay & National Stock Exchanges, India
- ❖ 2008 – Fabric Processing Unit at SIPCOT, Perundurai 9,000 MT per annum with trendsetter Effluent Treatment Plant

2006-2009

Evolution Contd...



Evolution Contd....



- ❖ 2016 – Established New green field garment facility of 36 Mn garments at Thekkalur

- ❖ 2017 – Established new Eco-friendly Processing capacity with Advanced Technology – 9000 MT. Established Sophisticated high resolution printing division – 7500 MT

2016-17

- ❖ 2018 – Established 10 Million Garment manufacturing unit at Mekelle, Ethiopia

- ❖ 2019 – Increased Processing capacity by 4000 MT

- ❖ 2019 – Brown field garment expansion by 10 Mn garments in existing facilities

2018-19

- ❖ 2019 – Set up 130 KLPD Ethanol Plant along with 10 MW Co-gen power

- ❖ 2019 –Retail segment : ‘FASO’ 100% Organic Cotton Men’s inner wear Sports wear and Athleisure

- ❖ 2019 - To enlarge export activities in Asia, established a Wholly owned Subsidiary Company at Singapore

2019-20

Evolution Contd...



- ❖ 2020 – Knitting facility of 13000 MT at karumathampatti

- ❖ 2020 – Vortex Viscose Yarn capacity of 4000 MT at Neelambur

- ❖ 2021 Processing unit modernization - Capacity increase 3000 TPA

2020-21

- ❖ 2021 – New garment facility of 42 Million garments at Chengapalli, Tirupur

- ❖ 2021 New 10,000 TCD Sugar Facility 50 MW Co-Gen and 230 KLPD Ethanol

2021-22

Key Highlights of 9M FY 2022

- 9MFY22 PAT up by 89.02% YoY to ₹ 622.06 Crores from ₹ 329.10 Crores
- 9MFY22 PBT up by 85.50% YoY to ₹ 836.05 Crores from ₹ 450.69 Crores
- 9MFY22 EBITDA up by 63.00 YoY to ₹ 958.41 Crores from ₹ 588.00 Crores
- 9MFY22 Revenue up by 41.56% YoY to ₹ 3,451.51 Crores from ₹ 2,438.11 Crores
- 9MFY22 Garments Production up by 32.50% YoY to 89.90 Mn Garments compared to 67.85 Mn Garments



Consolidated P&L



| ₹ Crore | Q3 FY22 | Q3FY21 | YoY % | 9MFY2022 | 9MFY2021 | YoY |
|----------------------------|----------------|---------------|--------------|----------------|----------------|--------------|
| Revenue | 1285.88 | 939.51 | 36.9% | 3451.51 | 2438.11 | 41.6% |
| Raw Material | 708.56 | 466.05 | | 1828.31 | 1318.35 | |
| Employee Expenses | 112.01 | 111.28 | | 334.44 | 291.97 | |
| Other Expenses | 134.72 | 100.02 | | 330.34 | 239.79 | |
| EBITDA | 330.59 | 262.16 | 26.1% | 958.42 | 588.00 | 63.0% |
| EBITDA Margin | 25.7% | 27.9% | | 27.8% | 24.1% | |
| Interest & Finance Charges | 5.60 | 7.52 | | 17.61 | 23.93 | |
| Depreciation | 41.76 | 36.43 | | 104.76 | 113.38 | |
| PBT | 283.23 | 218.21 | | 836.05 | 450.69 | |
| Tax | 71.46 | 61.95 | | 213.99 | 121.59 | |
| PAT | 211.77 | 156.26 | 35.5% | 622.06 | 329.10 | 89.0% |
| PAT Margin | 16.5% | 16.6% | | 18.0% | 13.5% | |

Self sufficiency in Power with 102 MW Green Power portfolio



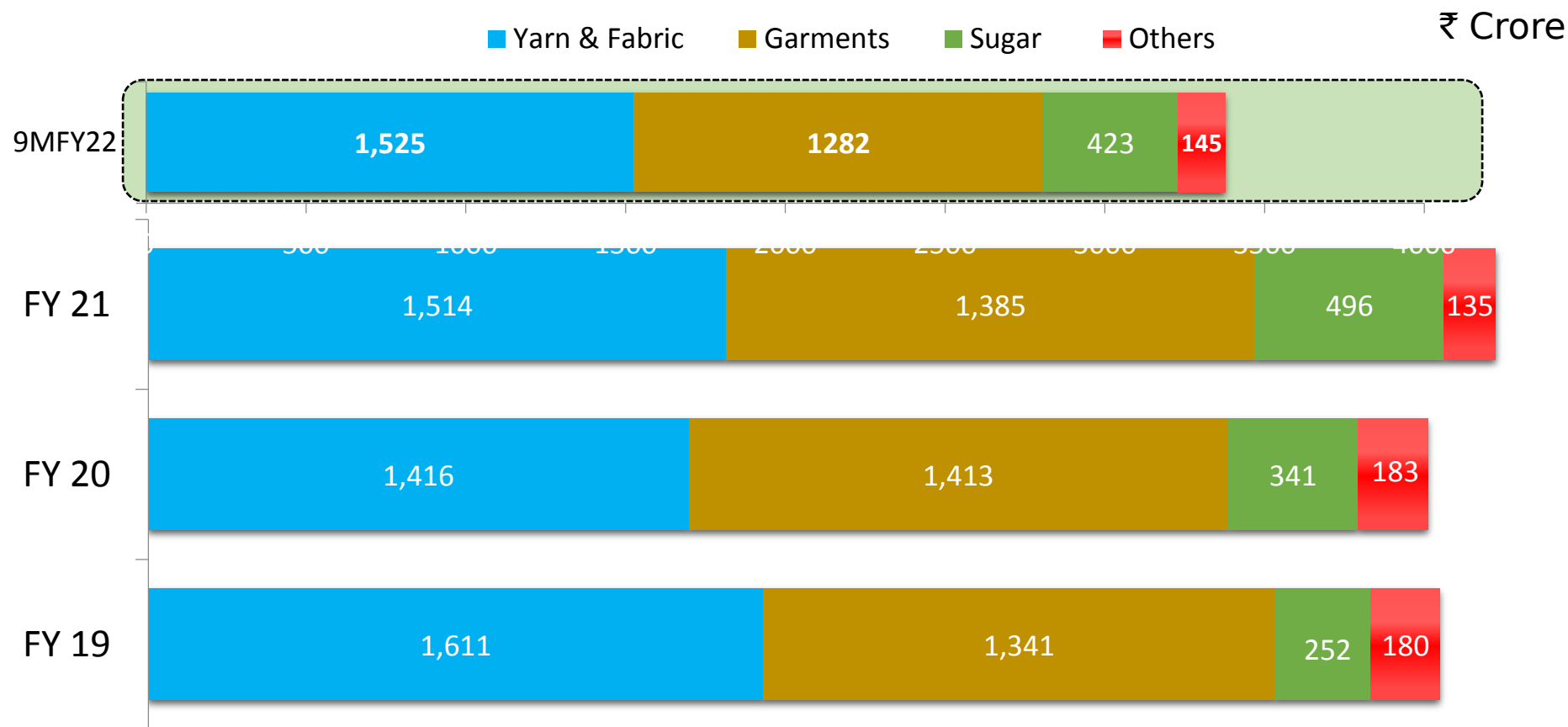
Strategic Investment in Wind Power Project 61.92 MW

- One of the largest Captive power generators in Textile Industry
- Invested in eco-friendly Wind Mills at Tirunelveli, Tenkasi, Theni & Coimbatore Districts in Tamil Nadu, India
- Total Wind Power Capacity 61.92 MW
- 60% of Textile power requirement met through wind power

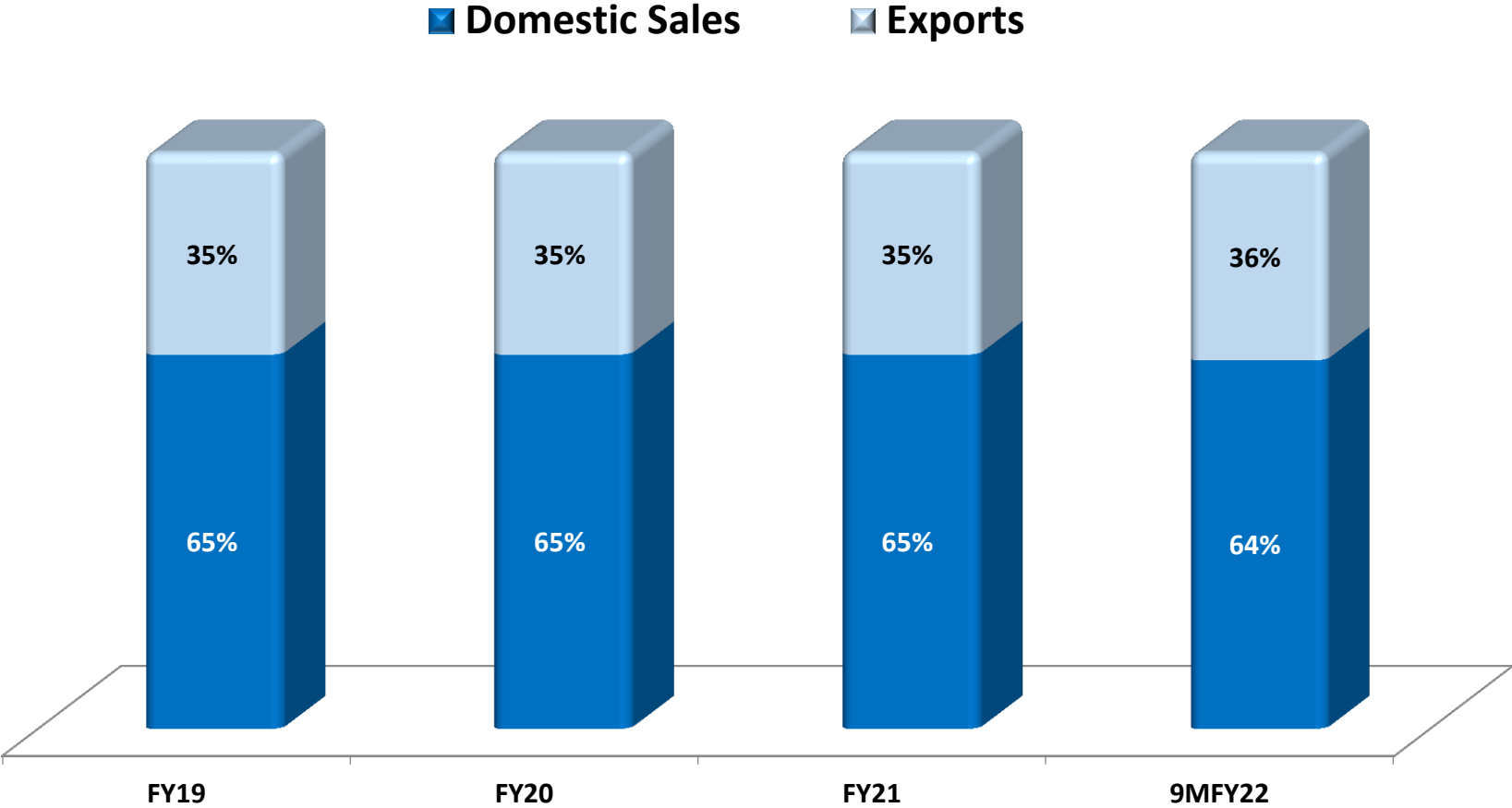
Investments in Co-Gen Power Project 40 MW

- Invested in 40 MW Co-Gen Power Project
- With Co-gen Power, KPR attained self sufficiency in meeting its substantial power requirement throughout the year

Segment Wise Revenue contribution



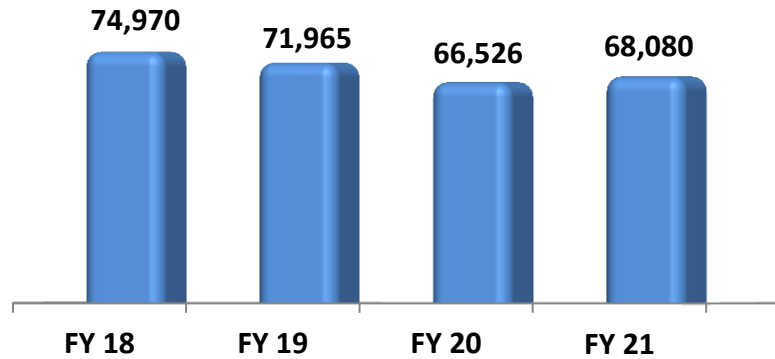
Geographical Split



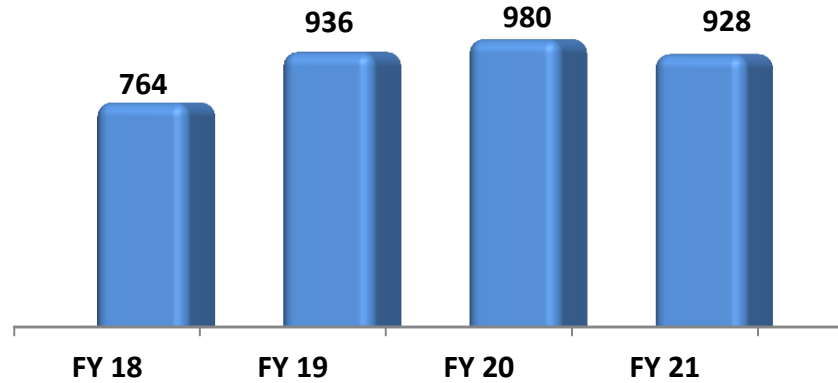
Historical Performance



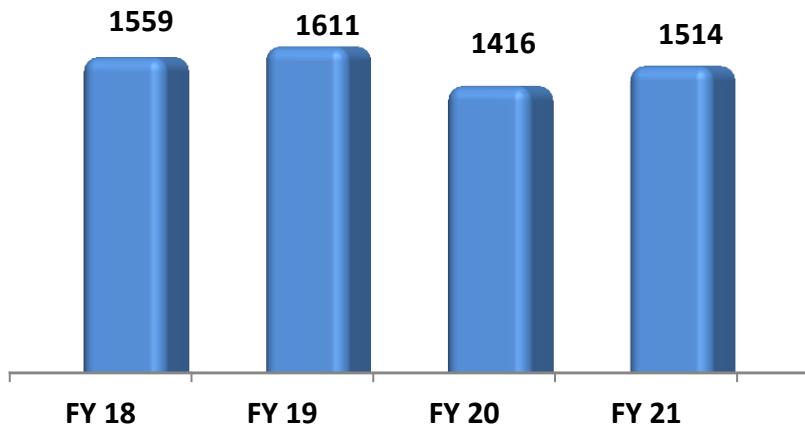
Yarn & Fabric Sales [MT]



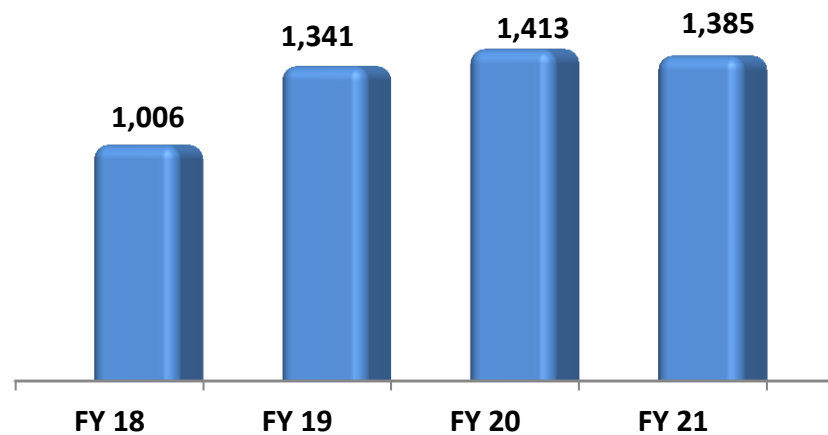
Garment Sales [No. of Garments in Lacs]



Yarn & Fabric Sales [₹ Crore]



Garment Sales [₹ Crore]



Profit distributed to Share Holders





| Particulars | FY 18 | FY19 | FY20 | FY21 | 9M FY22 |
|-----------------------------|--------|--------|--------|--------|----------|
| Profit After Tax - ₹ Crores | 290.38 | 334.87 | 376.68 | 515.26 | 622.06 |
| - Buyback - ₹ Crores | 108.13 | 263.31 | -- | -- | * 221.93 |
| - Dividend - ₹ Crores | 6.54 | 6.54 | 36.27 | 30.96 | -- |
| - Dividend % | 15 | 15 | 90 | 90 | |

* Board meeting held on 07-02-2022 proposed a buyback of 22,36,000 Equity shares of ₹ 1 each at a price of ₹ 805 per equity share plus applicable taxes

 **FASO**[™]
ITALIAN AT HEART  

B O D Y W E A R

 100% ORGANIC COTTON
 COTTON STRETCH

For further information, please contact:

Company :

KPR Mill Limited
CIN - L17111TZ2003PLC010518
Mr. PL Murugappan, CFO
murugappan@kpmill.com

www.kpmilllimited.com
