



January 28, 2021

✓ **BSE Limited**

Department of Corporate Services,
P. J. Towers,
Dalal Street,
MUMBAI - 400 001.

National Stock Exchange of India Limited

Exchange Plaza,
Bandra Kurla Complex,
Bandra (East),
Mumbai - 400 051.

Dear Sir/Madam,

Sub: Q3 FY2021 Investor Presentation.

Pursuant to Regulation 30(2) read with Schedule III Part A (15) of the SEBI (Listing Obligations and Disclosure Requirements) Regulations, 2015, enclosed is a copy of the Q3 FY2021 Investor Presentation.

Kindly confirm receipt.

Thanking you,

Yours faithfully,
For LUPIN LIMITED



**R. V. SATAM
COMPANY SECRETARY
(ACS - 11973)**

Encl.: a/a

LUPIN LIMITED

Registered Office: 3rd Floor, Kalpataru Inspire, Off W. E. Highway, Santacruz (East), Mumbai - 400 055 India. Tel : (91-22) 6640 2323.

Corporate Identity Number: L24100MH1983PLC029442

www.lupin.com



Investor Presentation

Q3 FY2021

January 28, 2021



Safe Harbor Statement



Materials and information provided during this presentation may contain ‘forward-looking statements’. These statements are based on current expectations, forecasts and assumptions that are subject to risks and uncertainties which could cause actual outcomes and results to differ materially from these statements.

Risks and uncertainties include general industry and market conditions, and general domestic and international economic conditions such as interest rate and currency exchange fluctuations. Risks and uncertainties particularly apply with respect to product-related forward-looking statements. Product risks and uncertainties include, but are not limited to, technological advances and patents obtained by competitors. Challenges inherent in new product development, including completion of clinical trials; claims and concerns about product safety and efficacy; obtaining regulatory approvals; domestic and foreign healthcare reforms; trends toward managed care and healthcare cost containment; and governmental laws and regulations affecting domestic and foreign operations.

Also, for products that are approved, there are manufacturing and marketing risks and uncertainties, which include, but are not limited to, inability to build production capacity to meet demand, unavailability of raw materials, and failure to gain market acceptance.

You are cautioned not to place undue reliance on these forward-looking statements, which reflect our opinions only as of the date of this presentation.

The Company disclaims any intention or obligation to update or revise any forward-looking statements whether as a result of new information, future events, or otherwise.

Lupin – Awards and Accolades



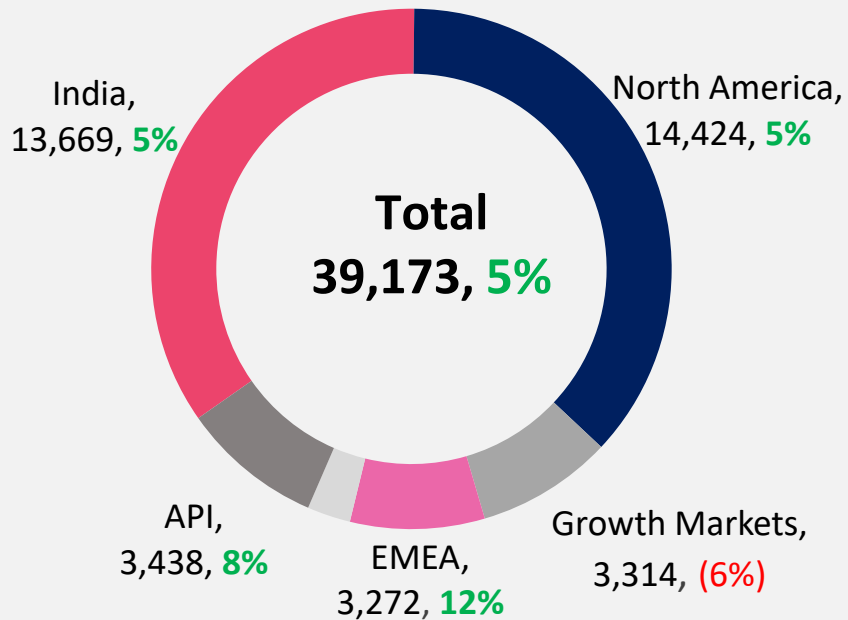
- **Vinita Gupta** named among **Most Powerful Women** in Business in India – **#7** by Fortune India
- **India Pharma Leader Award** - India Pharma 2020 and India Medical Device 2020 conference organized by FICCI and the Ministry of Chemicals and Fertilizers, GOI
- Lupin ranked **No.1** in the **Biotech and Pharma**, and amongst **Top 50** large organisations in the list of top 100 – **Great Place to Work™** for 2019-20
- LHWRF won **Greentech CSR India Award**
- Lupin's Ankleshwar Facility won the **Gold Award - American Society for Quality; Gold Award for Improvement Project in Manufacturing and Operation** by CII, **Gold Award** at the National Award for Manufacturing Competitiveness Assessment conducted by International Research Institute of Management and **Gold Award** in 13th Cycle of QCI - D.L. Shah Quality Awards
- Lupin's Goa Facility won the **Gold Category Award** in 13th Cycle of QCI-D.L. Shah Quality Awards
- **3 sites rated 7** by **ISRS (International Sustainability Rating System)**, the highest score in the pharmaceutical sector globally
- **In house Tax Director of the year (Ramesh Khaitan)** and **In house Indirect Tax team of the year** - ITR Asia Tax Awards 2020
- **Sreeji Gopinathan** in **CIO Power List 2020 - RPA Icon** from Core media
- Won **5 INDIASTAR Awards** for Excellence in Packaging - **2020**
- **"BEST Award"** from **Association of Talent Development** – 2019
- **India Pharma Innovation of the Year 2019** - Department of Pharmaceuticals, GOI

FORTUNE
INDIA

McKESSON



Sales (INR mn, YoY Growth)



Mr. Nilesh.D.Gupta
Managing Director
 Lupin Limited

“We continue our trajectory of improved profitability and sustainable business growth. All our major businesses delivered robust growth amidst pandemic related challenges and a weak flu season, reflecting the resilience of our business. The ramp up of our complex generics and inline business helped expand our gross margins, while cost controls delivered the desired operating leverage. Delivering on quality and compliance remains an important organizational priority.”

Important developments

Commercial

- Resilient US generics business registered growth despite limited seasonal products uptake
- Albuterol ramped up to 8%+ generic market share for Q3 FY21², expect further ramp up ahead
- In India, our Anti-Diabetic, Cardiac and CNS therapeutic segments registered robust (mid to high teens) growth

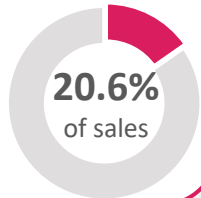
Pipeline

- Received 5 ANDA approvals during the quarter; 152 ANDAs pending review
- USFDA acceptance of supplemental New Drug Application (sNDA) for Solosec (secnidazole) to treat Trichomoniasis
- 7 brands launched in India in Q3FY21

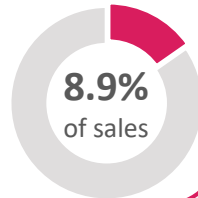
Regulatory

- Somerset USFDA observations - Initial response and first update submitted

EBITDA¹
INR 8,064 mn



R&D
INR 3,479 mn



Note:
 1. Before Fx & Other Income 2. IQVIA Weekly NPA data

Strategic Vision

Well Diversified Pharma Company



Integrated Global Quality Culture

Novel products

Committed to building robust specialty business

North America
Women's Health

Capability building and portfolio expansion

NaMuscla
Franchise

Geographic expansion and partnership

Novel Oncology
Research Platform

Pipeline acceleration

Complex Generics

Investing heavily in the development of high barrier therapeutics

Global Inhalation
Platform

Execution and scaling in our markets and beyond

Global Biosimilars
Business

Launch execution, Portfolio expansion and Development

Global Long Acting
and US Gx Injectables

Clinical execution and Scale

Strong Generics Foundation

Amongst the Top 10 generic companies in the World

US Generics

Growth driven by a diversified portfolio

Execution on high-value opportunities

India Region Formulations

Achieving Top 3 by share

Build select adjacencies

Other Growth
Markets

Self Sustenance, Growth and Operating Leverage

Commercial leverage through In-licensing, M&A and Partnerships

Highly scaled and efficient Research, Development and Operational capabilities



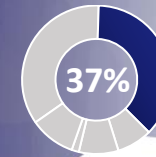
Q3 FY2021 Financial Results Review

P&L Highlights – Q3 FY2021



Amount in INR mn	Q3 FY21	% of sales	Q2 FY21	% of sales	QoQ growth	Q3 FY20	% of sales	YoY growth
Net sales	39,173	100.0%	37,818	100.0%	3.6%	37,161	100.0%	5.4%
Other operating income	1,001		532			532		
Total revenue	40,174		38,350		4.8%	37,693		6.6%
Gross profit (excl. other operating income)	25,423	64.9%	24,001	63.5%	5.9%	23,568	63.4%	7.9%
EBITDA	7,999	20.4%	6,061	16.0%	32.0%	5,227	14.1%	53.0%
PBT before exceptional item	5,247	13.4%	3,598	9.5%	45.8%	1,809	4.9%	190.0%
Exceptional item ¹	-		-		-	2,887	7.8%	NA
PBT after exceptional item	5,247	13.4%	3,598	9.5%	45.8%	(1,078)	(2.9%)	NA
Profit after Tax	4,412	11.3%	2,131	5.6%	107.0%	(8,748)	(23.5%)	NA
Net Profit from continuing operations	4,383	11.2%	2,110	5.6%	107.7%	(8,685)	(23.4%)	NA
Profit/(Loss) from discontinued operations	0	NA	0	NA	NA	335	0.9%	NA
Profit/(Loss) for the period	4,383	11.2%	2,110	5.6%	107.7%	(8,350)	(22.5%)	NA

For Q3FY20 : Exceptional item includes (i) Divestiture of Japan Operations: INR 2,941 mn and (2) Impairment of Gavis Assets triggering a reversal of the Deferred Tax Assets: INR 4,054 mn

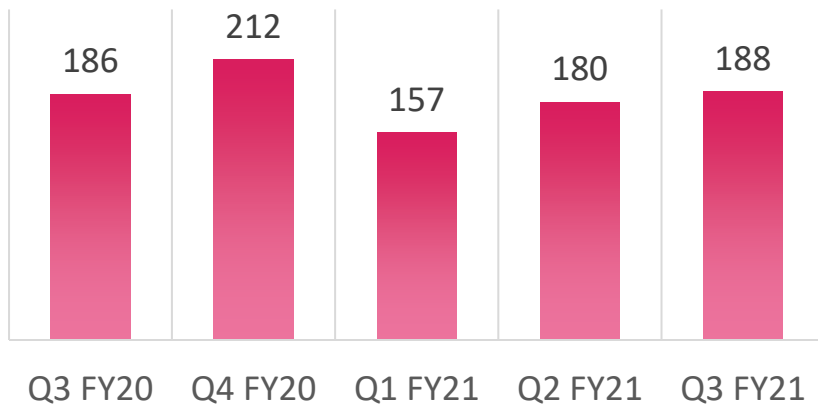


Q3FY21	
YoY	QoQ
↑ 4.8%	↑ 3.1%



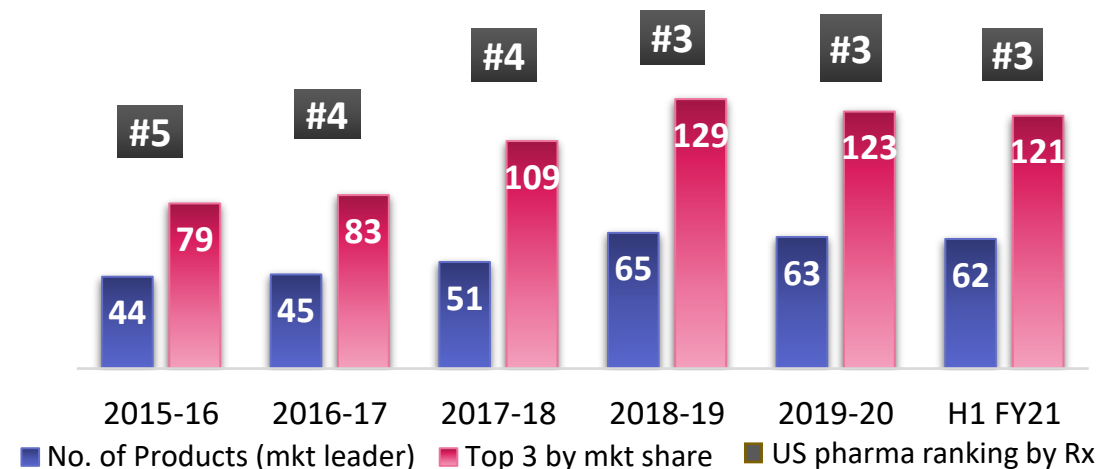
Resilient generics business

US quarterly sales (US\$ mn)

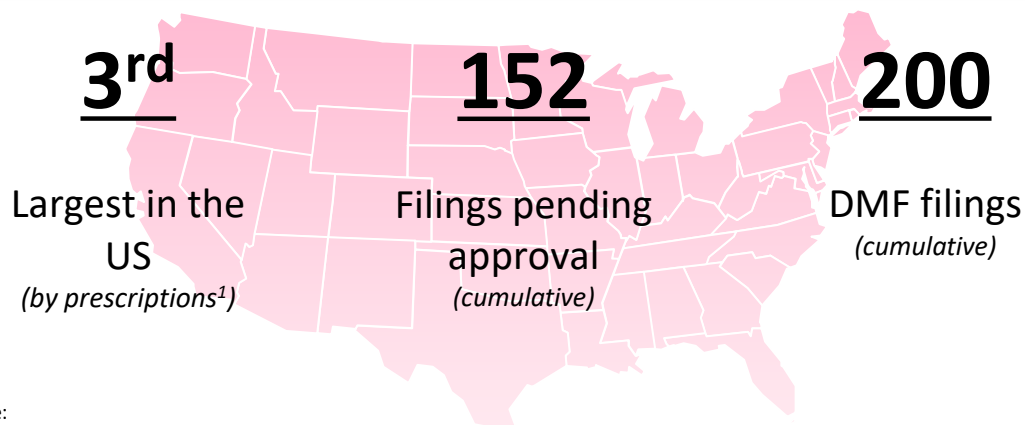


28.8% average market share²

Consolidating our position in the US²

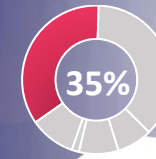


US Generics: Established Leader



- Resilient US Generics business registered growth amidst a weak flu season
- Continued focus to maximize uptake of Albuterol
- Solosec™: sNDA accepted; once approved in Trichomoniasis, would be the only single oral dose approved for both BV and Trichomoniasis
- 46 FTF's incl. 16 exclusive FTF await USFDA approval

Note:
1. IQVIA Dec-20 2. IQVIA Sep-20

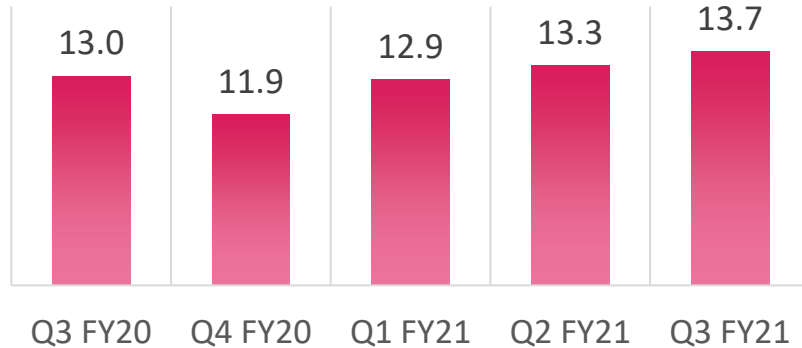


Q3FY21	
YoY	QoQ
↑ 5.4%	↑ 2.6%

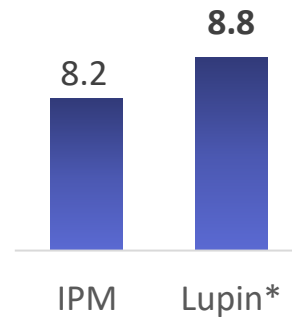


Consistent Outperformer

India quarterly Sales (INR bn)



Q3 FY21
(YoY% growth)



Strong portfolio

2 brands in Top 100

11 brands in Top 300

BRANDS	RANK (MAT Dec'20)
GLUCONORM-G	33
HUMINSULIN	76
BUDAMATE	105
GIBTULIO	139
CIDMUS	171
ONDERO	179
TONACT	189
IVABRAD	249
RABLET – D	273
AJADUO	284
ONDERO MET	292

Note:
1. IQVIA Dec-20 * Branded Formulations

Leadership across cardiac, diabetes, and respiratory

Therapy	5 Year CAGR %		Lupin Rank ¹	
	Market	Lupin	MAT Dec-15	MAT Dec-20
Acute	7%	4%	13	15
Chronic	11%	14%	5	4
Cardiac	11%	11%	3	3
Anti-diabetics	14%	21%	5	3
Respiratory	9%	13%	3	2

- Branded formulations up 8.8% YoY in Q3FY21 (8.4% for IPM¹)
- 65% Chronic contribution¹; Our chronic segment grew 12.9% against 9.7% chronic market growth in Q3 FY21¹; our chronic segment grew 11.4% YoY in 9MFY21¹ (vs 8% for chronic market)
- For Lupin, Anti-Diabetic, Cardiac and CNS registered robust (mid to high teens) growth; double digit growth in GI
- 6 cardiac brands and 1 antineoplastic brand launched in Q3
- ~7,700 domestic sales force strength

Other Markets

Developed

EU5

- Germany: EUR 8.1 mn sales in Q3 FY21
- Our 1st biosimilar Nepexto® (bEtanercept) launched in Germany through commercial partner
- ARVs, Inhalation and CNS are the key focus therapeutic segments

Australia

- 4th largest generics player³
- Q3 FY21 revenues of AU\$ 15.7 mn (up 35% YoY) driven by competitor issues & high margin launches

Emerging markets

South Africa

- 3rd largest Rx generics player²; Market leader in CVS space
- ZAR 323 mn sales in Q3 FY21 (up 12% YoY)

Brazil

- BRL 66 mn sales in Q3 FY21 (up 39% YoY)
- Outperformed market growth across the generics and OTC segment

Mexico

- MXN 188 mn sales in Q3 FY21 (up 2% YoY)
- Market Leader in Ophthalmology (#2 in units) with a national footprint

API + Global
Institutional

- API revenues grew 8% YoY in Q3 FY21
- Continued leadership in anti-TB Institutional business

Note:

1. IQVIA Dec-20

2. IQVIA Nov-20

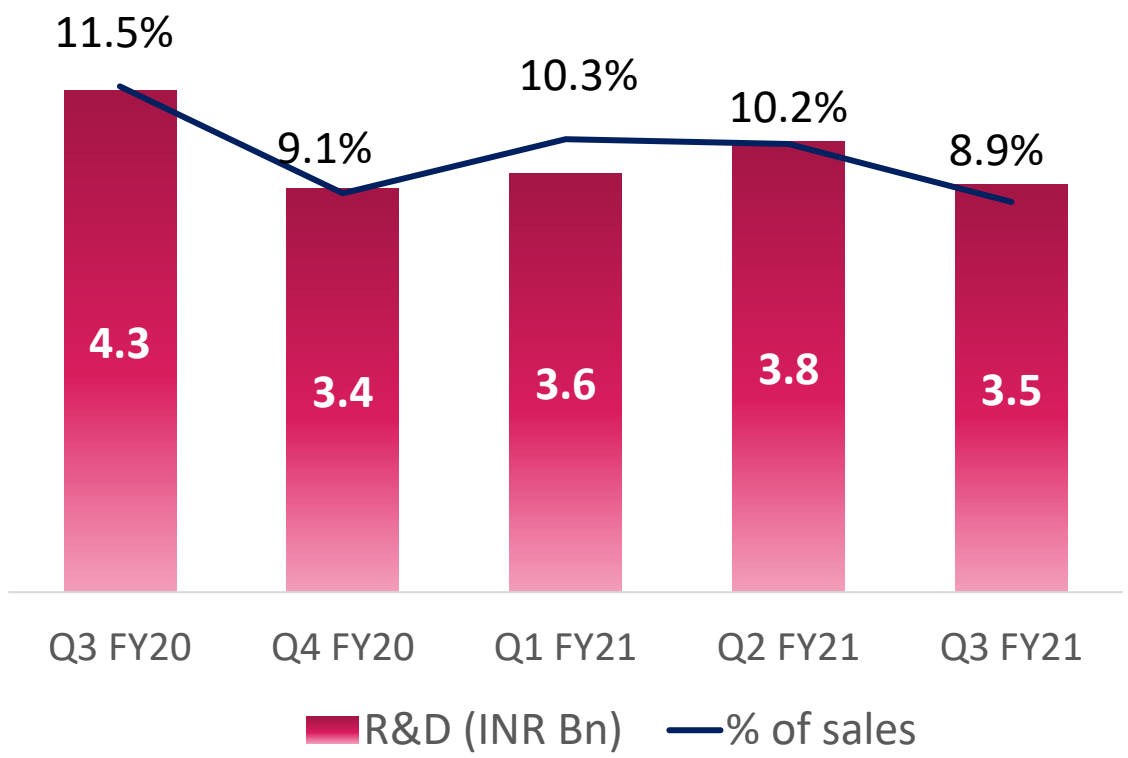
3. IQVIA Sep-20

R&D – Higher focus on complex products and FTFs

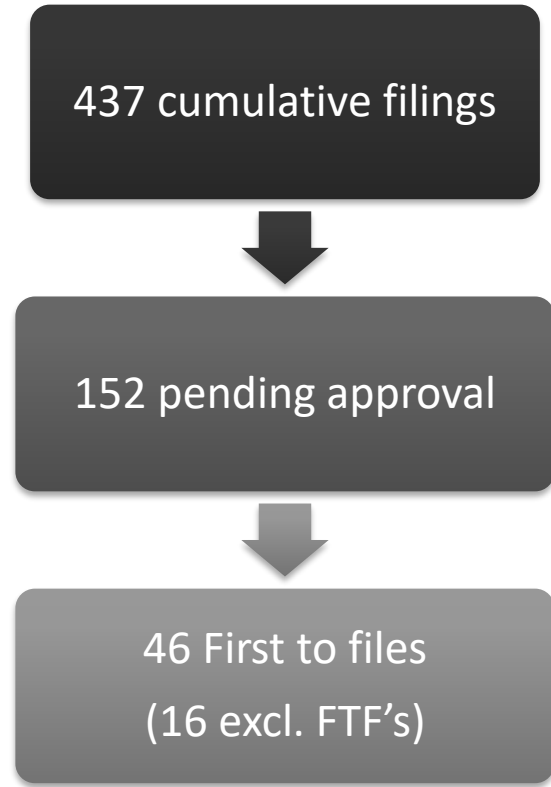


Invested INR 3.5 bn or 8.9% of sales on R&D in Q3 FY21 at 7 R&D sites globally

Optimizing R&D spend



US Pipeline



Manufacturing and R&D – Diverse Global Network



Global Commercial Presence		
100	23	7
Countries where products are sold	Countries with marketing offices	Countries with subsidiaries



15

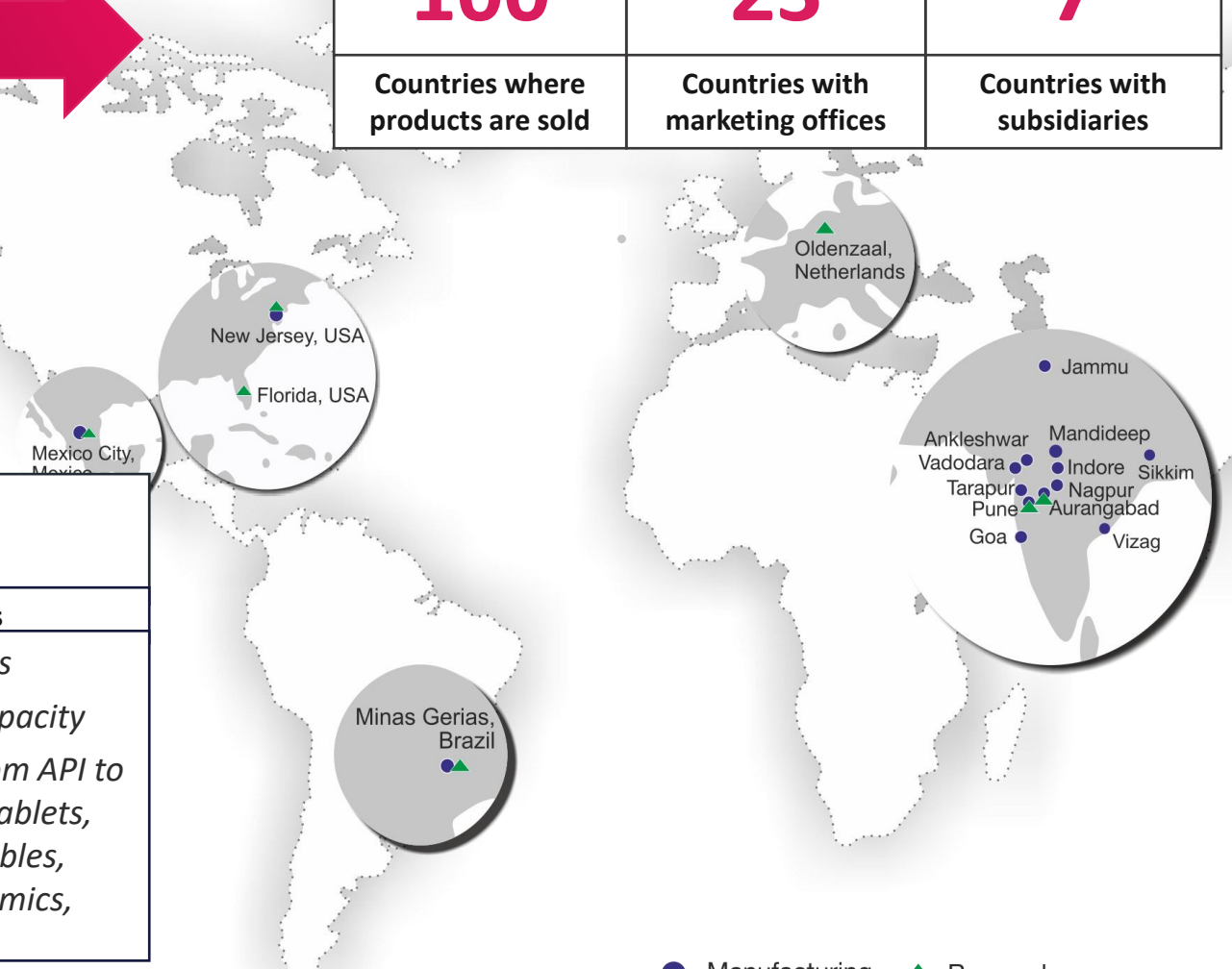
Manufacturing Sites

- 12 USFDA inspected sites
- 30 bn+ extended unit capacity
- Range of capabilities from API to formulations including tablets, capsules, liquids, injectables, dermatological, ophthalmics, inhalation

7

R&D Sites

- 437 US ANDAs; 285 approved
- 46 pending US First to Files
- Secured a total of 65 patents in FY20



● Manufacturing ▲ Research



Thank you

Registered Office

Lupin Limited,
3rd Floor, Kalpataru Inspire, Off. Western Expressway Highway
Santacruz (East), Mumbai 400 055, India.

Phone: +91 22 6640 2323 | **Fax:** +91 22 6640 2051



www.lupin.com



www.twitter.com/LupinGlobal



www.linkedin.com/company/lupin/



www.facebook.com/LupinWorld/