



Date: June 16, 2023

To,

The National Stock Exchange of India Ltd.
Exchange Plaza, 5th Floor,
Plot No. C/1, G- Block,
Bandra Kurla Complex,
Bandra (E), Mumbai- 400051.

BSE Limited
25th Floor, Phiroze Jeejeebhoy
Towers,
Dalal Street,
Mumbai- 400001

Scrip Symbol "MINDSPACE" ("Units")

Scrip Code "543217" (Units) and
Scrip Code "960327", "973069",
"973070", "973754", "974075"
"974882" and "974668" (Debentures)

Subject: Meeting with Investors under non- deal Roadshows

Dear Sir/Madam,

You are requested to note the below mentioned details of the meetings between the members of the management team and the investors under non-deal roadshows scheduled from June 19, 2023, to June 22, 2023 in Singapore and Hong Kong:

Date	Nature of interaction
June 19, 2023 to June 22, 2023	One-on-One Meeting (In person)

Please take the same on your record.

The presentation to be used at the meetings is enclosed and is also available on the website of Mindspace Business Parks REIT.

Thanking you,

**For and on behalf of K Raheja Corp Investment Managers LLP
(acting as the Manager to Mindspace Business Parks REIT)**

**Name: Chanda Makhija Thadani
Designation: Compliance Officer**



Roadshow Presentation

June 2023



Disclaimer

By attending the meeting where this presentation ("Presentation") is made, or by reading the Presentation materials, you agree to be bound by the following limitations:

This Presentation (a) is for information purposes only without regards to specific objectives, financial situations or needs of any particular person, (b) should not be considered as a recommendation to any person to purchase / subscribe to any units, debentures, bonds or any other securities / instruments issued or proposed to be issued by Mindspace Business Parks REIT ("Mindspace REIT").

This Presentation and the information contained herein does not constitute or form part of any offer for sale or subscription of or solicitation or invitation of any offer to buy or subscribe for, or advertisement with respect to, the purchase or sale of any units, debentures, bonds or any other securities / instruments of Mindspace REIT in any jurisdiction, and no part of it shall form the basis of or be relied upon by any person in connection with any contract or commitment whatsoever.

The material that follows is a presentation of general background information. We don't assume responsibility to publicly amend, modify or revise any forward looking statements on the basis of any subsequent development, information or events, or otherwise. This Presentation comprises information given in summary form and does not purport to be complete and it cannot be guaranteed that such information is true and accurate. This Presentation includes statements that are, or may be deemed to be, "forward-looking statements". By their nature, forward-looking statements involve risks and uncertainties because they relate to events and depend on circumstances that may or may not occur in the future. Forward-looking statements are not guarantees of future performance including those relating to general business plans and strategy, future outlook and growth prospects, and future developments in its businesses and its competitive and regulatory environment. Any projection of future income or performance should be viewed merely as a fair estimate of the management of Mindspace REIT, which may be dependent on several factors and in no manner should be construed as an indication of its reflection in the market price of units, debentures, bonds or any other securities / instruments issued or proposed to be issued by Mindspace REIT. No representation, warranty or undertaking, express or implied, is made or assurance given that such statements, views, projections or forecasts, if any, are correct or that any objectives specified herein will be achieved. Neither we, nor any of our affiliates or advisors, as such, make any representation or warranty, express or implied, as to, and do not accept any responsibility or liability with respect to, the fairness, accuracy, completeness or correctness of any information or opinions contained herein and accept no liability whatsoever for any loss, howsoever, arising from any use or reliance on this Presentation or its contents or otherwise arising in connection therewith. Unless otherwise stated in this Presentation, the information contained herein is based on management information and estimates. The information contained herein is subject to change without notice and past performance is not indicative of future results.

The units, debentures, bonds or any other securities / instruments of Mindspace REIT have not been and will not be registered under the U.S. Securities Act, 1933, as amended ("U.S. Securities Act"), or the securities laws of any applicable jurisdiction and these materials do not constitute or form a part of any offer to sell or solicitation of an offer to purchase or subscribe for units, debentures, bonds or any other securities / instruments in the United States of America or elsewhere in which such offer, solicitation or sale would be unlawful prior to registration under the U.S. Securities Act or the securities laws of any such jurisdiction. No units, debentures, bonds or any other securities / instruments of Mindspace REIT may be offered or sold in the United States of America without registration or an applicable exemption from registration requirements under the U.S. Securities Act. By accessing this Presentation, each investor is deemed to represent that it is and any customer it represents are either (a) qualified institutional buyers (within the meaning of Rule 144A under the U.S. Securities Act) or (b) outside the United States of America (within the meaning of Regulation S under the U.S. Securities Act), and is a sophisticated investor who possesses sufficient investment expertise to understand the risks involved in the offering.

This document is just a Presentation and is not intended to be a "prospectus" or "draft offer document" or "offer document" or "final offer document" or "offer letter" or "offering memorandum" (as defined or referred to, as the case may be, under the Companies Act, 2013 and the rules notified thereunder, and the Securities and Exchange Board of India (Real Estate Investment Trusts) Regulations, 2014, Securities and Exchange Board of India (Issue and Listing of Debt Securities) Regulations, 2008, as amended, or any other applicable law). This Presentation has not been and will not be reviewed or approved by a regulatory authority in India or elsewhere or by any stock exchange in India or elsewhere.

If we should at any time commence an offering of units, debentures, bonds or any other securities / instruments of Mindspace REIT, any decision to invest in any such offer to subscribe for or acquire units, debentures, bonds or any other securities / instruments of Mindspace REIT, must be based wholly on the information contained in an offer document or offering circular (including the risk factors mentioned therein) issued or to be issued in connection with any such offer and not on the contents hereof. Any prospective investor investing in such invitation, offer or sale of securities by Mindspace REIT should consult its own advisors before taking any decision in relation thereto.

This Presentation is not intended to be an offer or placement for the purposes of the Alternative Investment Fund Managers Directive ("AIFMD"), and any "marketing" as defined under AIFMD may only take place in accordance with the national private placement regimes of the applicable European Economic Area jurisdictions.

01

Sponsor Pedigree



Mindspace REIT: Sponsored by One Of India's Leading Real Estate Player

Experience of over 4 decades



Pan-India presence

Office

Hospitality

Malls

Residential

Retail



Developed **>36 msf**

3,000+ ⁽¹⁾ operational hotel keys

4 operational malls across **2.2 msf**

Developed residential projects across **5 cities**

Operates **270+** retail outlets across India



Partner with Marriott and Accor Group ⁽²⁾



SHOPPERS STOP

Strong experience of working with institutional investors - **GIC, Blackstone, JP Morgan, etc.**

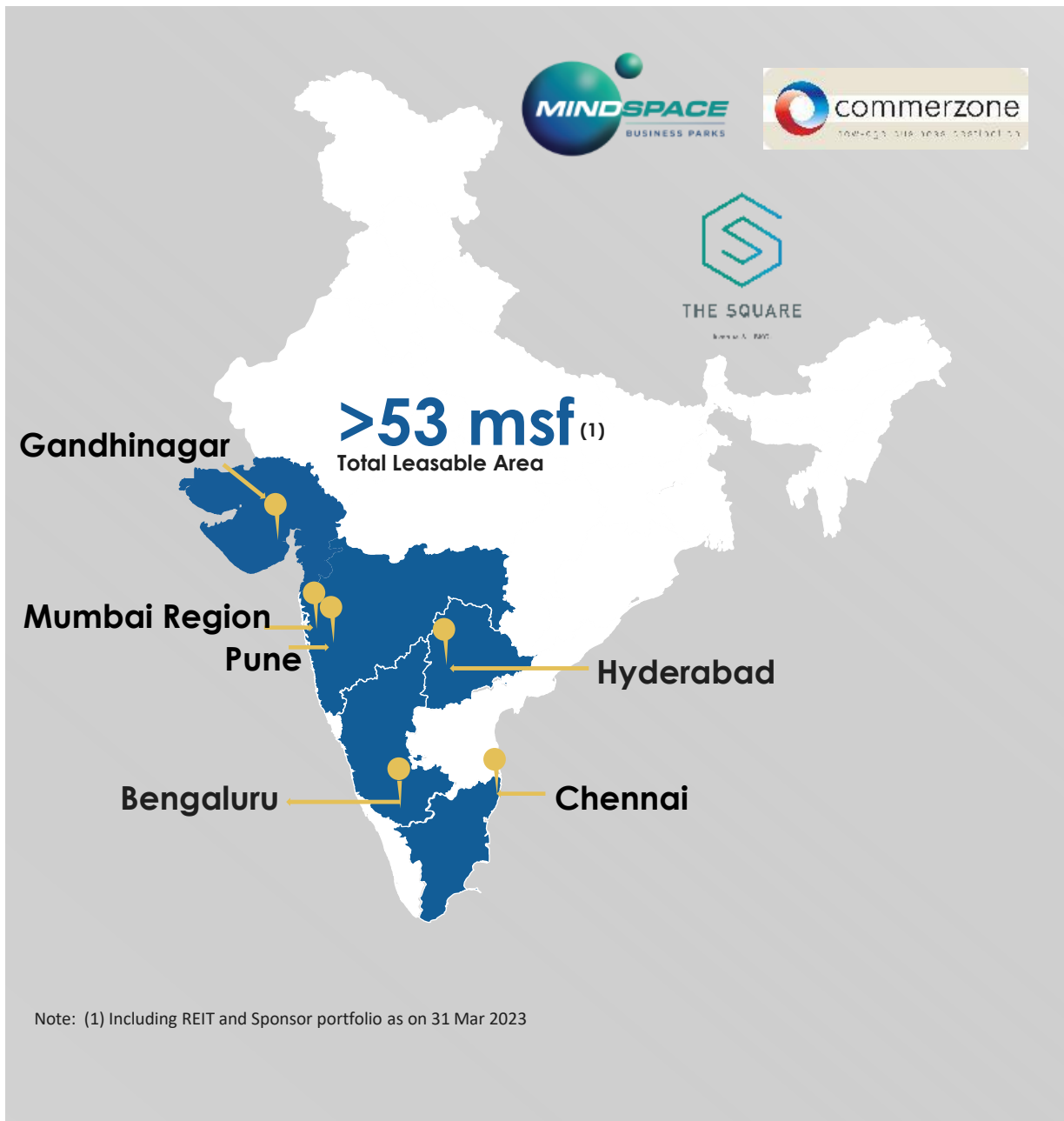
Experience of operating 3 listed entities – Shoppers Stop, Chalet Hotels & Mindspace REIT with a cumulative **MCap of c.US\$ 5 Bn**

Note: All data as on 31 Mar 2023

1. Including joint ownership assets of K Raheja Corp

2. Marriot Hotels India Pvt. Ltd and its affiliates | AAPC India Hotel Management Private Limited

Commercial Portfolio (REIT + Sponsor Assets) Spanning across Key Micro-Markets



32.0 msf spread across 10 integrated eco-systems of the Commercial Portfolio carved into listed entity 'Mindspace Business Parks REIT'

Well recognized commercial brands 'Mindspace', 'Commerzone' & 'The Square'

Fully Integrated Business Parks and high-quality independent office assets

Amongst the largest parks in India supporting country's highly-skilled and young workforce

Pioneers in Creating Integrated Business Districts

- Foresight to go to new areas and develop business districts which have grown to become major commercial hubs
- Land which was once enveloped with boulders and rocks was successfully converted into one of the largest and most preferred business districts

MindSpace Malad, Mumbai Region

Year 2000




Today




MindSpace Madhapur, Hyderabad

Year 2004



Today



02

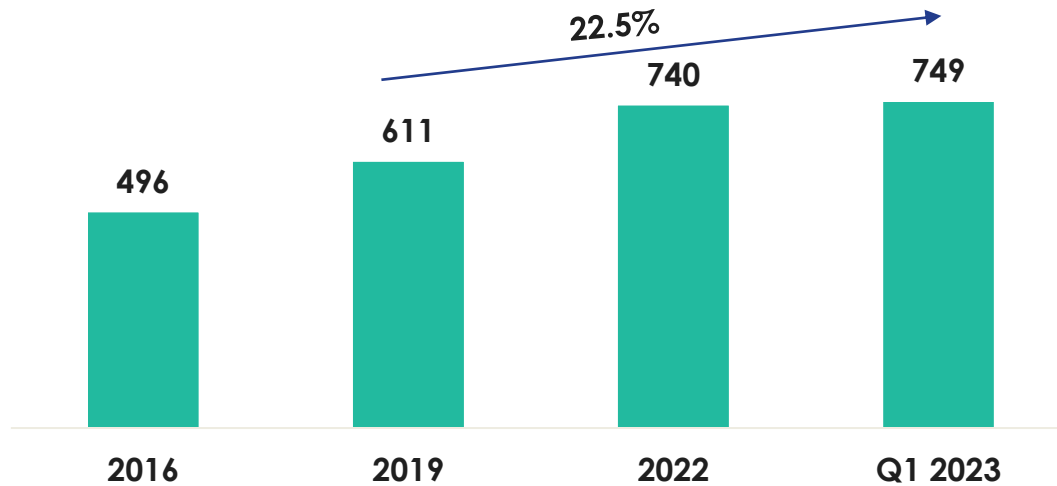
India Office Market Overview



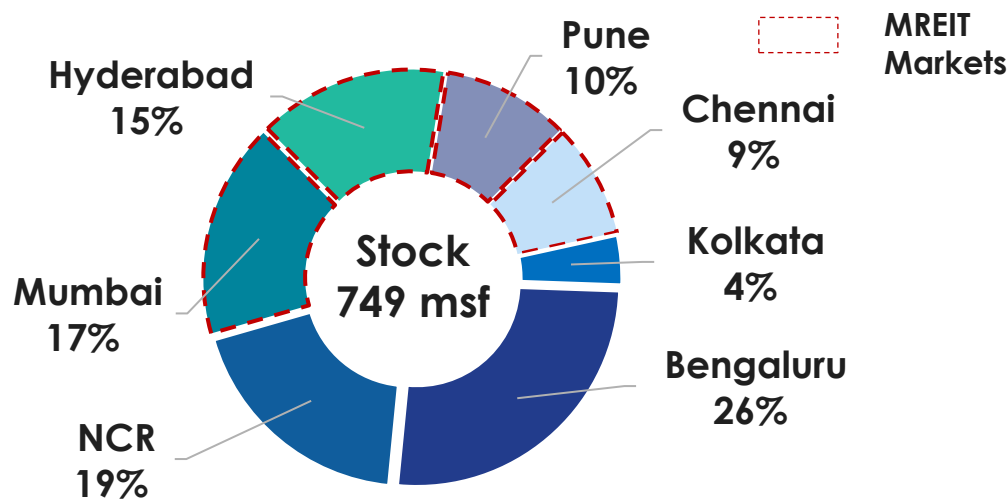
Overview of Indian Commercial Real Estate Market

CY22 was the 2nd Best Year in Indian Office history in terms of Gross and Net Leasing

Growth of Grade A Office Stock (Top-7 markets msf)



Top 7 Office Markets - Completed Stock



- India remains **an attractive offshoring** destination offering vast STEM talent pool at affordable costs and real estate at sub-dollar rents
- **Top 6** out of 7 **Indian cities** rank in **top 15 office markets globally** in terms of grade A completed office stock
- Since 2016, **top 7** office markets in India have recorded **net leasing** of over **238 msf**
- **MindSpace REIT markets** contribute to **51%** of total office stock and **57%** of the **net leasing** in **CY22**

Current Trends in Commercial Office Space in India

Office space take up has not been commensurate with new hiring since 2020

Rising demand for institutionally managed Grade A office assets scoring high on ESG metrics

Lower vacancy in Grade A assets across most markets

Office continues to be the mainstay, while work patterns continue to evolve

Large RFPs are on hold, while expansion demand for office spaces between 50-100ksf continues

Increased space take up by enterprise solution players and domestic companies

SEZ demand remains subdued; Industry pursuing efforts to unlock these spaces

Raising interest rates and tightening access to capital limiting speculative supply

03

Mindspace REIT Overview



Mindspace Business Parks REIT Portfolio Overview

One of the largest Grade-A office portfolios in India

32.0 msf
Total Leasable Area ⁽¹⁾

c.89.0%
Committed Occupancy
on 25.8 msf

- Sponsored by K Raheja Corp.
- Listed in Aug-20; was oversubscribed ~13x
- Substantially completed and rent generating portfolio

Presence in 4 out of top 6 Indian office markets

8.3%
Mark to Market Potential

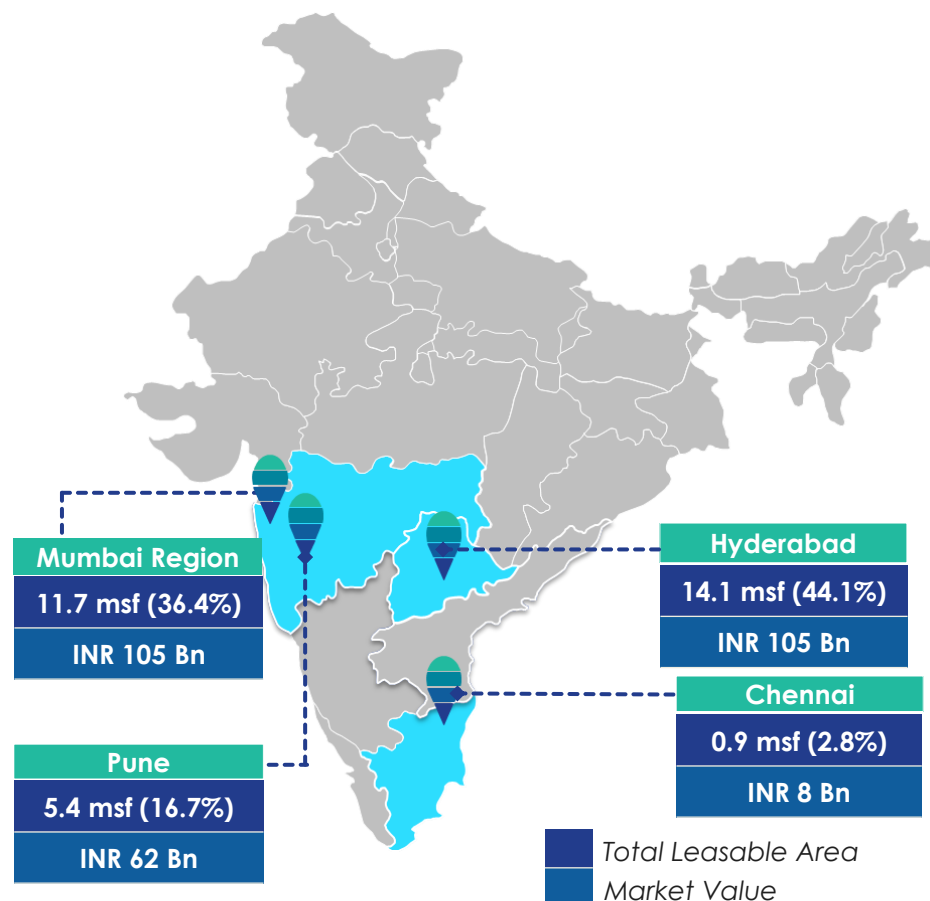
7.0 years
WALE

US\$ 2.3 Bn
Market capitalization⁽²⁾

US\$ 207 Mn
NOI in FY23

US\$ 3.4 Bn
Total Portfolio Market Value ⁽³⁾

92.7%
Market Value
of Completed Area ⁽²⁾ ⁽³⁾



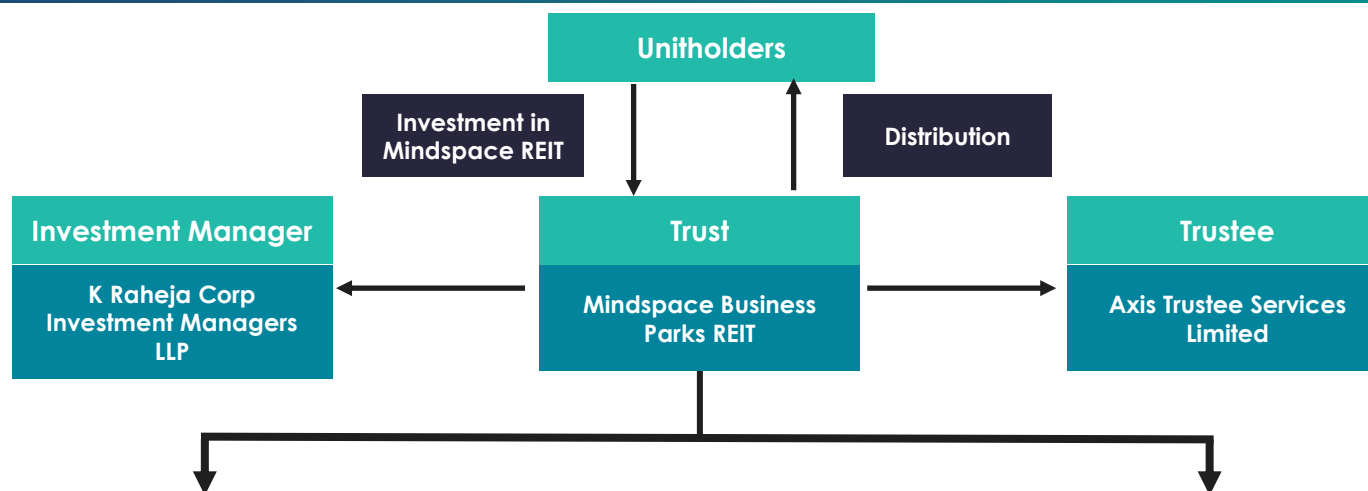
1. Comprises 25.8 msf Completed Area, 2.5 msf of Under-Construction area and 3.7 msf Future Development Area

2. As on 31 Mar 2023

3. Market Value as on 31 Mar 23; Market Value of Mindspace Madhapur is with respect to 89.0% ownership of REIT in respective Asset SPVs. USD 1 = INR 82.6

Structure

Efficient structure aiding higher tax-free distributions



SPV: K Raheja IT Park (Hyderabad) Ltd., Intime Properties Ltd. and Sundew Properties Ltd. 89%⁽¹⁾ ⁽²⁾

SPV: Avacado Properties & Trading (India) Pvt. Ltd., Mindspace Business Parks Pvt. Ltd., Gigaplex Estate Pvt. Ltd., KRC Infrastructure and Projects Pvt. Ltd., Horizonview Properties Pvt. Ltd. 100%⁽¹⁾

Mindspace Madhapur, Hyderabad – SEZ / IT Park

Paradigm Mindspace Malad, Mumbai Region – IT Park

Mindspace Airoli (E), Mumbai Region - SEZ

Mindspace Airoli (W), Mumbai Region – SEZ/IT Park

Gera Commerzone Kharadi, Pune – SEZ/IT Park

Commerzone Porur, Chennai – IT Park

The Square BKC, Mumbai Region – Commercial

Commerzone Yerwada, Pune – IT Park

In-house Facility Management Division

The Square Nagar Road, Commercial IT Park

Mindspace Pocharam, Hyderabad - SEZ

Clean structure with 100% holdings in SPV ⁽²⁾

In-house facility management division minimizing related party transactions

Note:

1. % indicates Mindspace REIT's shareholding in respective Asset SPVs
2. 11% shareholding in these Asset SPVs is held by Telangana State Industrial Infrastructure Corporation Limited (TSIIC)



Governing Board of the Manager

Six-member board with majority Independent Directors and an Independent Chairman



Deepak Ghaisas

Independent Member (Chairman)

Experience

- Chairman of Gencoval Group of Companies
- Chairperson on the Board of Governors of Indian Institute of Information Technology & Design, Jabalpur and also of IIIT, Gwalior
- Director of Stemade Biotech Private Limited
- Ex-CEO of iFlex Solutions Limited



Manisha Girotra

Independent Member

Experience

- Chief Executive Officer of Moelis India
- Former CEO and Country Head at UBS
- Global Board of Naspers and Prosus
- Director on the boards of Ashok Leyland Limited, and a trustee of the Neurology Foundation and Trust
- Masters from Delhi School of Economics & undergrad from St. Stephens College



Bobby Parikh

Independent Member

Experience

- Chartered Accountant with several years of experience in advising clients on business model identification, mergers and acquisitions, and business re-organization
- Ex-CEO of EY India, Co-founder BMR Advisors
- Ex-Managing Partner Arthur Andersen



Manish Kejriwal

Independent Member

Experience

- Managing Partner, Kedaara Capital
- 18+ years of experience in PE
- Has been on Boards of various Bharti Infratel, Temasek, ICICI Onsource and others
- MBA from Harvard University



Ravi Raheja

Non-Executive Member

Experience

- Group President at K Raheja Corp
- 26+ years of experience
- Key role in guiding the finance, corporate strategy & planning teams across divisions of the KRC group
- MBA from London Business School



Neel Raheja

Non-Executive Member

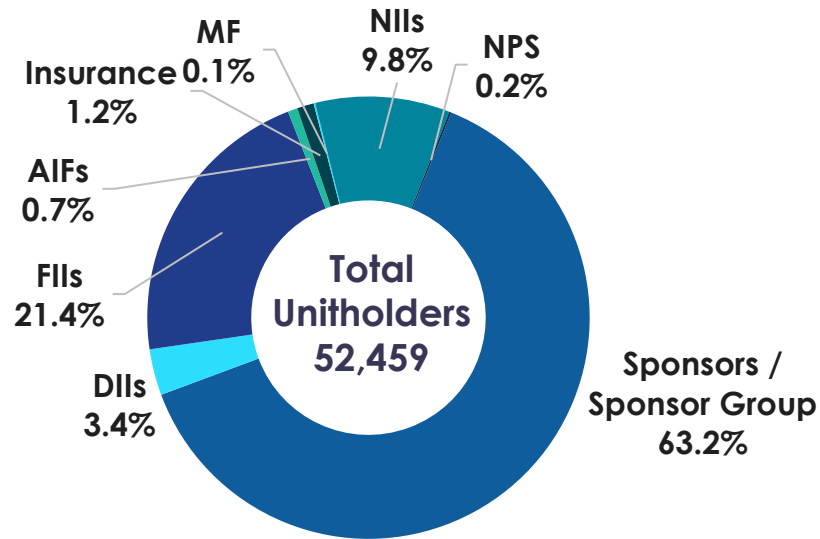
Experience

- Group President at K Raheja Corp, 24+ years of experience
- Alumnus of Harvard Business School
- Chairman, India Chapter of APREA
- Vice President - West, NAREDCO India

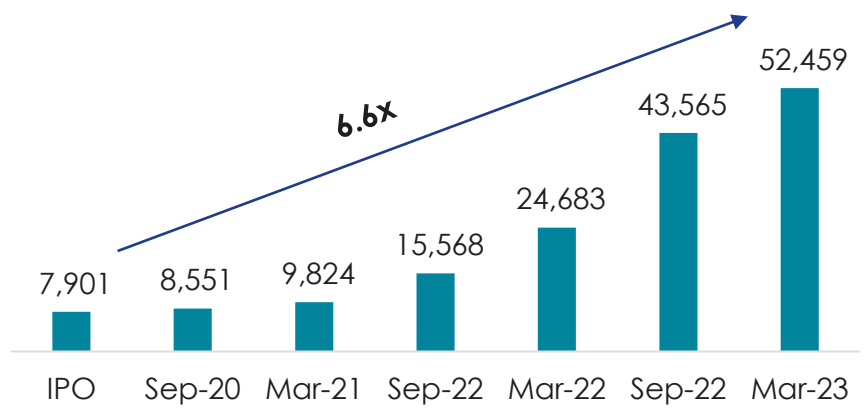
Unitholding Pattern as on 31 Mar 2023

US\$ 2.3 Bn Market Cap ⁽¹⁾	37 % % Free- float
---	------------------------------

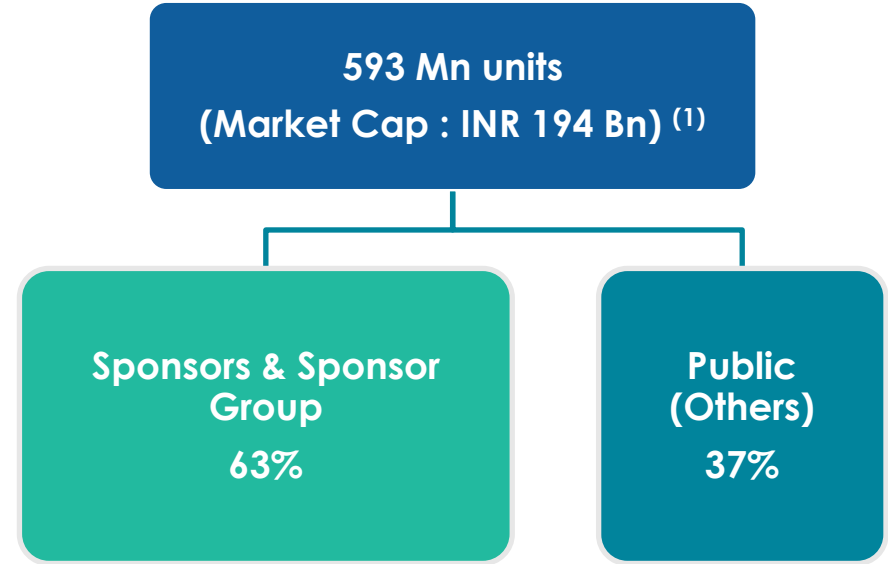
Unitholding Pattern



Total unitholder growth since listing



Unitholding Summary



Current Marquee Investors



1. Closing price of INR 327 p.u. as on 31 Mar 23. US\$ 1 = INR 82.6
 2. Through Platinum Illumination Trust


Premier Offerings in Mumbai Region

Mindspace Airoli East
Mumbai Region | 5.6 msf



Completed Area: 4.7 msf; Committed Occupancy: 88.3%

Mindspace Airoli West
Mumbai Region | 5.2 msf



Completed Area: 4.9 msf; Committed Occupancy: 70.7%

Paradigm, Mindspace Malad
Mumbai Region | 0.7 msf



Completed Area: 0.7 msf; Committed Occupancy: 97.9%


The Square, BKC
Mumbai Region | 0.1 msf



Completed Area: 0.1 msf; Committed Occupancy: 100.0%

Note: Above areas include Under-Construction Area and Future Development Area

Premier Offerings in Pune



Completed Area: 1.9 msf; Committed Occupancy: 100.0%



Completed Area: 1.7 msf; Committed Occupancy: 99.9%



Completed Area: 0.7 msf; Committed Occupancy: 100.0%

Note: Above areas include Under-Construction Area and Future Development Area
1. Total Leasable Area for these assets comprises only Asset SPVs' share of the area

Premier Offerings in Hyderabad & Chennai



Completed Area: 9.5 msf; Committed Occupancy: 95.4%



Completed Area: 0.6 msf; Committed Occupancy: 37.5%



Completed Area: 0.9 msf; Committed Occupancy: 93.5%

Note: Above areas include Under-Construction Area and Future Development Area
1. Total Leasable Area for these assets comprises only Asset SPVs' share of the area

Value Enhancement via Venturing into Newer Asset Classes

Data Centers are emerging and high growth verticals

B10 – DC



Completed and Handed over block to the client

B8 - Perspective



Committed block


- Pre-Committed two data centre buildings to Princeton Digital Group (PDG) at Mindspace Airoli West with total leasable area of 0.6 msf
- Typical lease tenure of 20-40 years, higher lock-ins and attractive rents offer long-term growth

Redevelopment at Mindspace Madhapur

Value Maximization throughout the Asset Lifecycle

Opportunity to expand the portfolio through redevelopment of some of the legacy low-density buildings; increasing their leasable area four-fold

Legacy Buildings



Leasable Area
across 2 projects

0.75 msf⁽¹⁾

Redevelopment

c.4x increase
in leasable area

Post redevelopment

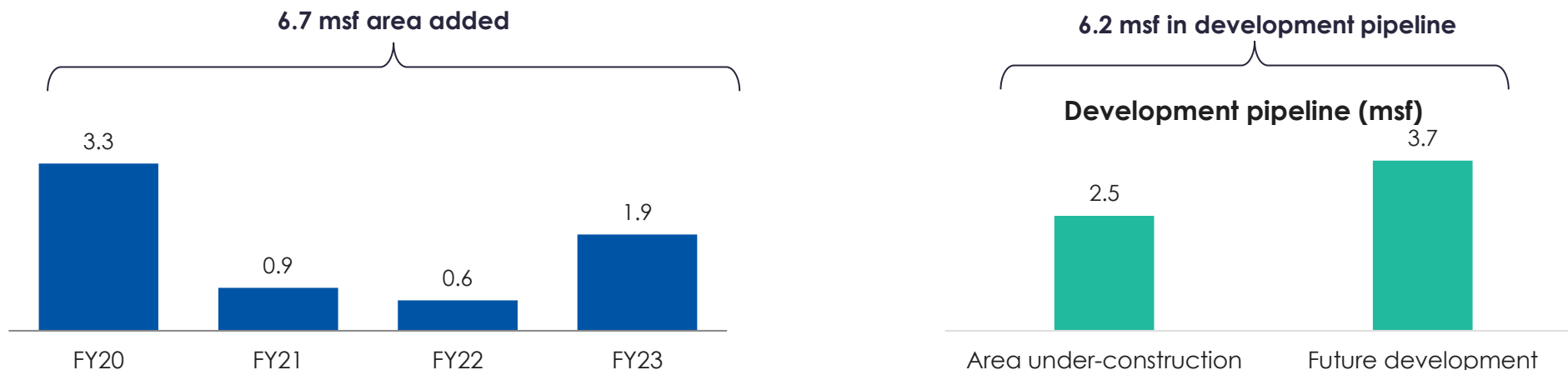


Leasable Area
across 2 projects

2.9 msf⁽¹⁾

Robust Development Pipeline in Each of Our Micro-markets

Historical development and expansion potential of our Portfolio



Select Under Construction / Future Development Projects:

Commerzone Kharadi - (B4), Pune

Perspective

Leasable area: ~1.0 msf
Estimated completion : Q3 FY25

Mindspace Madhapur, Hyderabad (1A-1B Redevelopment)

Perspective

Leasable area: 1.3 msf
Estimated Completion: Q3 FY26

Mindspace Madhapur, Hyderabad (7&8 Redevelopment)




Perspective

Leasable area: 1.6 msf
Estimated Completion: Q3 FY27

Note: As of 31 Mar 23
FY refers to Indian Financial Year – 1st April to 31st March


Value Creation by Developing “Integrated Business Eco-systems”

Biophilic Design interweaving the elements of Nature into Workspaces at Commerzone Kharadi, Pune



Re-Energizing Our Parks

Energized & Appealing Entry Points



Attractive Aesthetics & Outside Seating across Parks



Food Court Upgrade – Easier F&B access to clients



Attractive Aesthetics



ROFO Assets to Add Further Scale And Growth

Strong pipeline spread across Mumbai Region, Chennai and Hyderabad

3 currently identified assets

8.6 msf total potential

3.5 msf by FY23

10 year ROFO term⁽³⁾

Hyderabad | 1.8 msf Commerzone Raidurg

Status:

- **1.8 msf pre-leased**
- Tenant has started fit-out work in the premises
- OC received



Chennai | 1.8 msf Commerzone Pallikaranai

Status:

- **0.7 msf pre-leased** ⁽¹⁾
- Block 2: Façade WIP
- Expected completion :
Block 1 – Yet to commence
Block 2 – Q4 FY23



Mumbai Region | 5.0 msf Mindspace Juinagar

Status:

- Completed: 1.0 msf⁽²⁾
- U/C – 0.5 msf (100% Pre-leased)
- Future Development: 3.5 msf



Note: Area represents Sponsor Group's share; ROFO Assets comprise only commercial development within the park
1. Includes hard option of 0.2 msf

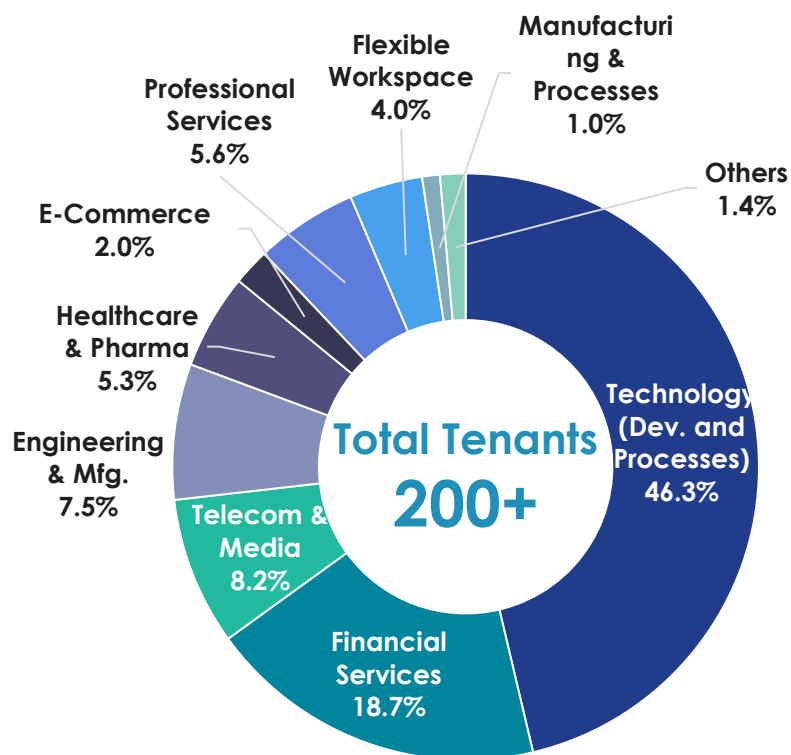
2. Committed Occupancy of 47%; Completed area as on 31 Mar 23
3. Effective from Aug 20

Diversified Portfolio of Marquee Tenants

Top 10 tenants contributing 32.2% (Mar 23) vs. 41.6% (Mar 20)

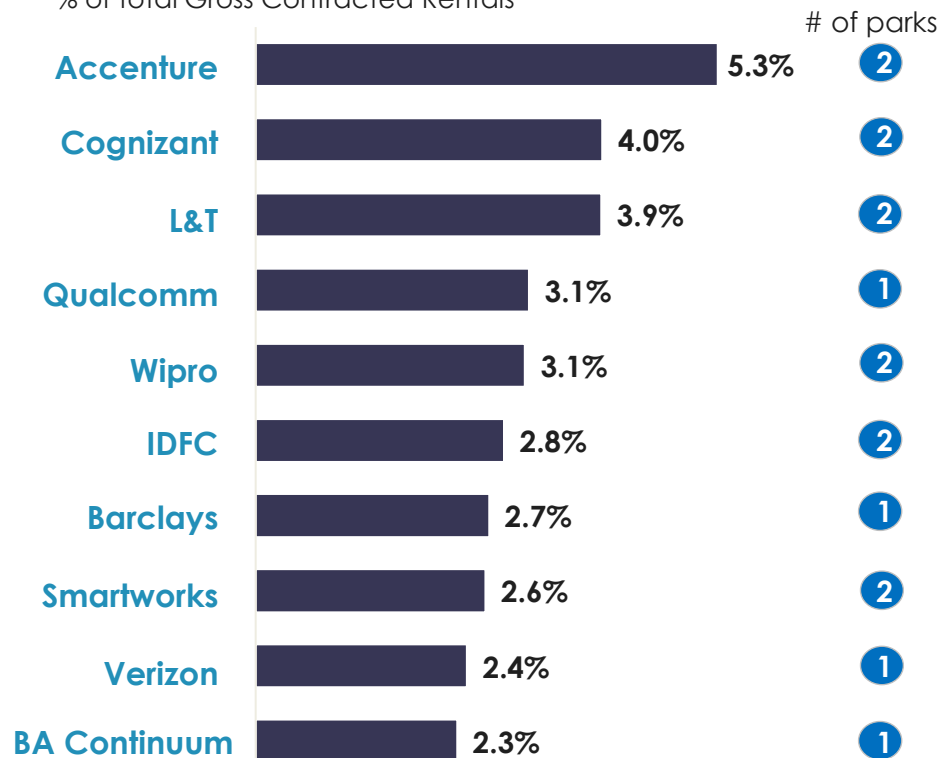
Diversified tenant mix across sectors

% split by Gross Contracted Rentals⁽¹⁾



Top 10 tenants Gross Contracted Rentals contribution (32.2%)

% of total Gross Contracted Rentals⁽¹⁾



75.4%

Share of foreign MNCs in rentals ⁽¹⁾

32.2%

Share of top 10 tenants in rentals ⁽²⁾

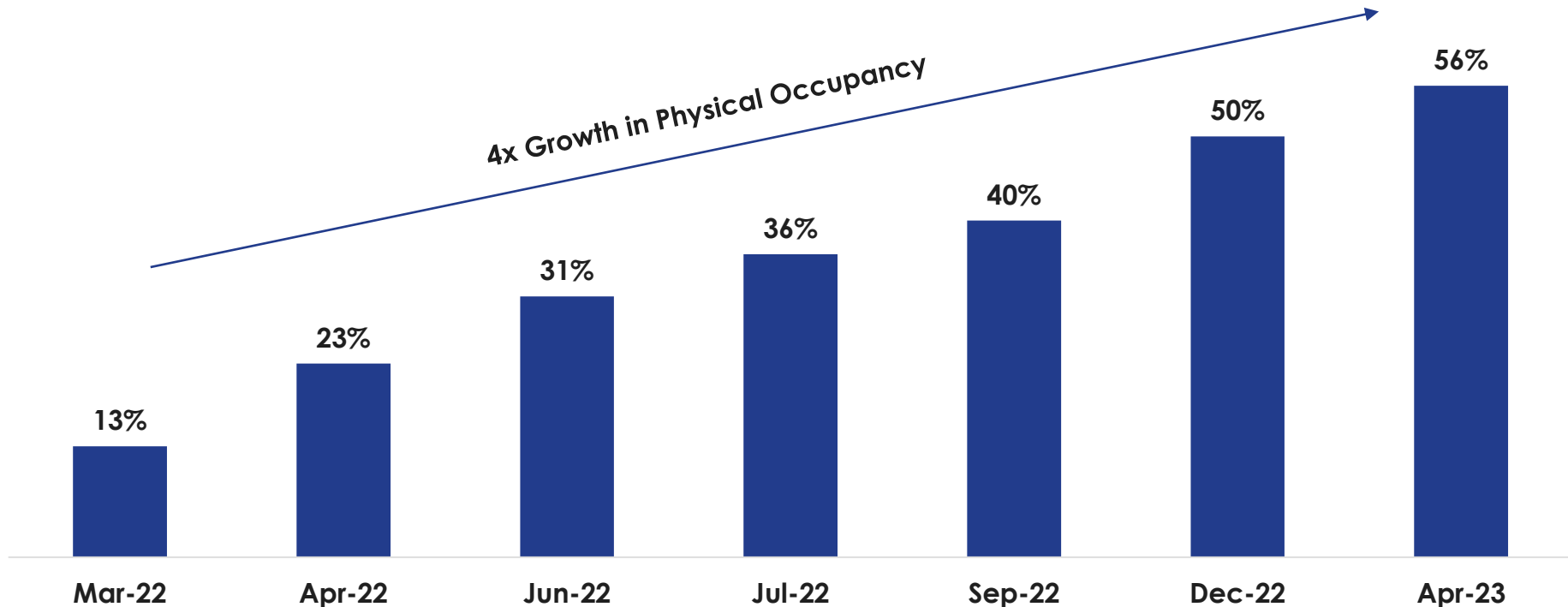
31.2%

Share of Fortune 500 companies in rentals ⁽²⁾⁽³⁾

1. Basis Gross Contracted Rentals as on 31 Mar 23
 2. Represents % of Gross Contracted Rentals as on 31 Mar 23
 3. Fortune 500 Global List of 2022

Steady Improvement in Physical Occupancy across Our Parks

Employers are Firmly Working on Return to Office Policies



Driving Physical Occupancy at Our Parks

Portfolio premiumization to capture Grade A demand

Consistent portfolio refreshment via dedicated upgrade programs

Focusing on emerging sectors such as GCCs

Enhancing offerings via continuous tenant engagement

04

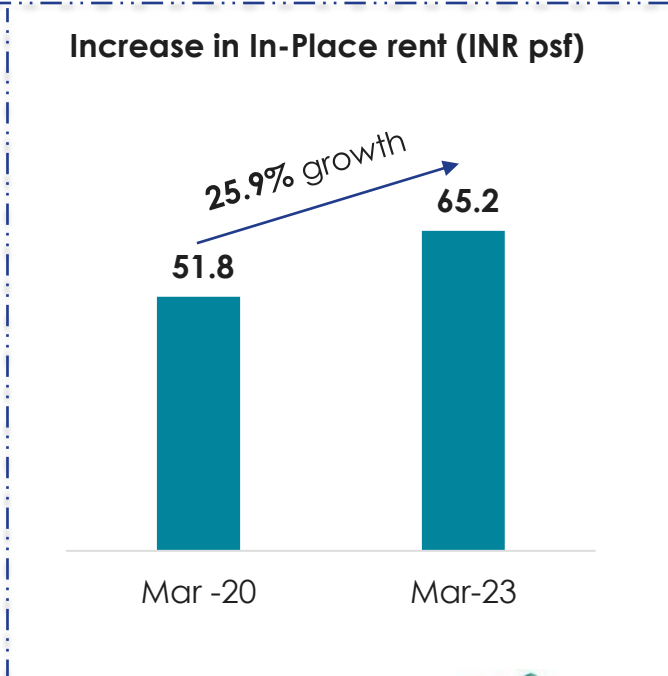
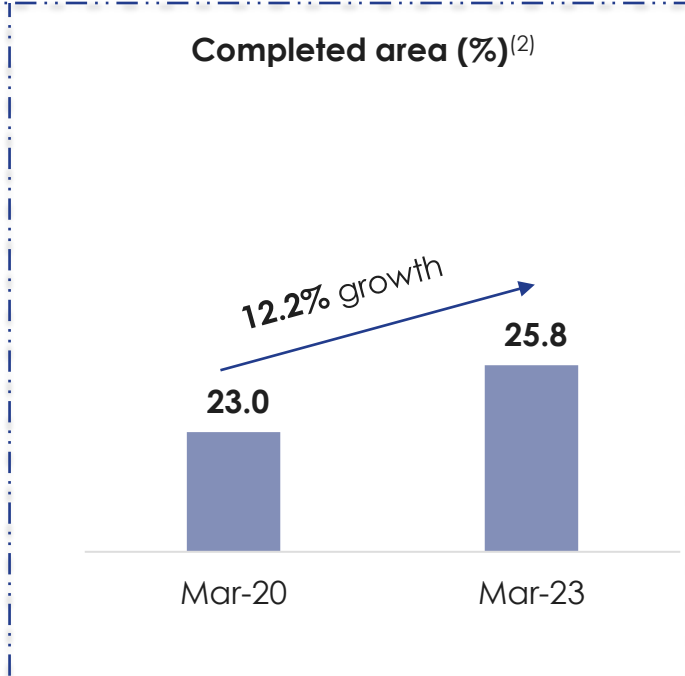
Operating/ Financial Highlights



Growth Trajectory Since FY20 (1st April 2020)

Demonstrated strong Gross Leasing as macroenvironment continues to improve

<p>12.2 msf</p> <p>Gross Leasing <i>(Incl. hard option)</i></p>	<p>7.5 msf</p> <p>Re-leased</p>	<p>4.7 msf</p> <p>New & Vacant area Leased</p>
<p>30+</p> <p>Net expansion of tenant base</p>	<p>25.7 %</p> <p>Re-leasing Spread⁽¹⁾</p>	<p>8.3 %</p> <p>MTM opportunity as on 31 Mar 23</p>



Note: All operating numbers pertains to FY21, FY22 & FY23
1. Includes releasing and vacant area leasing

2. Adjusted for redevelopment of buildings 1A-1B and 7&8 at Mindspace Madhapur, Hyderabad

Strong Financial Performance Since Listing in Aug 2020

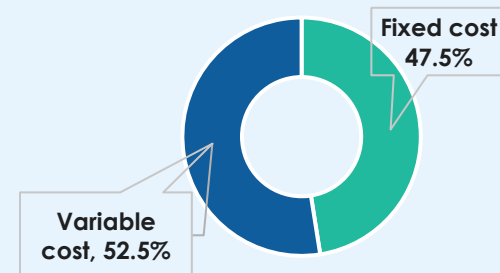
Delivered 36.1% cumulative returns for Unitholders Since Aug-2020

INR **47.1** p.u.
Total distribution till date

7.6 % p.a.
Weighted Average Cost of Debt as on 31 Mar 23

17.9 %
Loan to Market Value⁽¹⁾

Debt outstanding



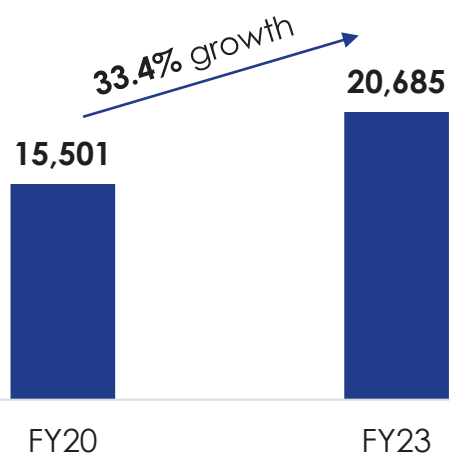
18.9 %
Price appreciation since listing

36.1 %
Cumulative returns since listing⁽²⁾

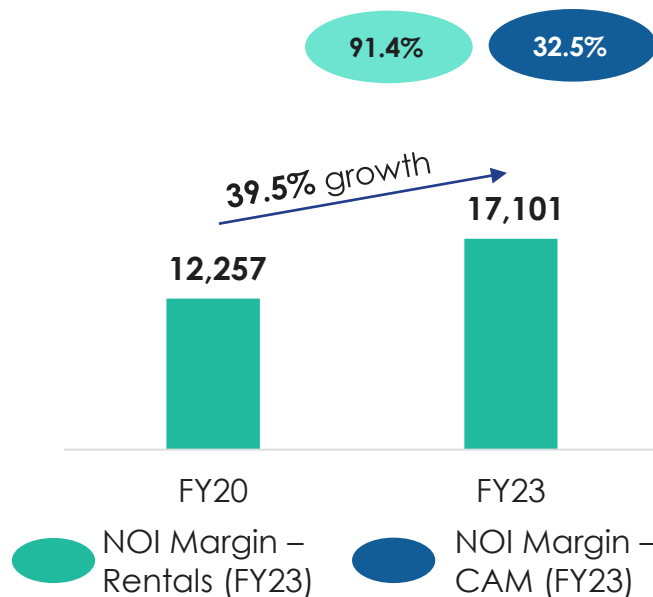
13.1 %
Annualized returns since listing⁽²⁾

Strong Credit Profile: CRISIL AAA/ Stable & [ICRA] AAA (Stable)

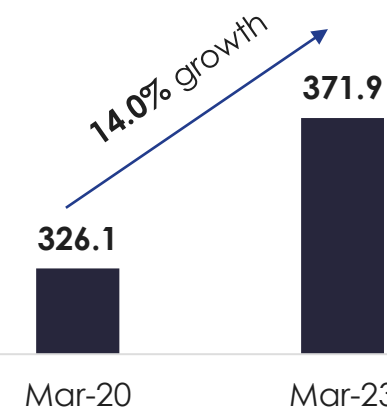
Revenue from Operations (INR Mn)⁽³⁾



Net Operating Income (INR Mn)



Net Asset Value (INR p.u.)



Note: Data as on 31 Mar 23

1. Market value as of 31 Mar 23; For the purpose of LTV calculation, Net Debt is considered post accounting & minority adjustment

2. Includes distribution for Q4 FY23

3. excludes Revenue from Works Contract Services amounting to INR 2,278 mn in FY23

05

Value
Creation via
ESG



Beyond Business Operations, Towards Long-term Value

Commitment to Ecological balance, health & safety



G R E S B

- Development – 5/5 stars
- Standing Investment – 4/5 stars
- Ranked 4th within Office in Asia on Development Benchmark

WELL HEALTH-SAFETY RATED

- Received WELL Health & Safety certification for 41 buildings across locations

BRITISH SAFETY COUNCIL
COVID-19 Assurance Statement

Received Awards/Certification

- 9 'Sword of Honour' across 7 parks
- Five Star rating
- COVID 19 Assurance Statement

54 Green Buildings

>25 msf Green footprint

97.3% of completed portfolio is rated LEED/IGBC Gold/Platinum

Our Commitment to Build an ESG Centric Ecosystem



India's first real estate entity to join RE100 initiative



Signatory of EV100 Initiative



Value creation for tenants through engagement activities



Durgam Cheruvu Lake Makeover, Hyderabad



Added additional floor in Govt Hospital for COVID-19



Great place to work certified

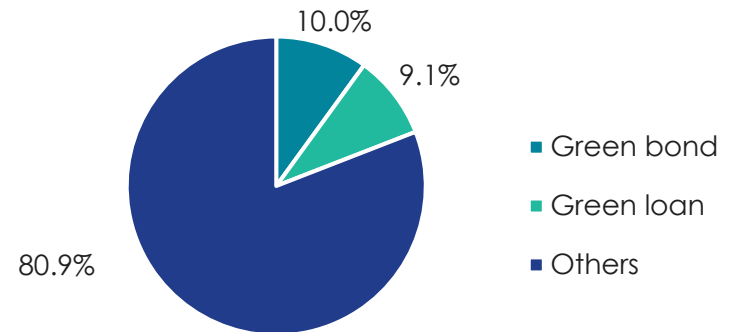
Beyond Business Operations, Towards Long-term Value

Almost 1/3rd of Senior Management consists of women



Concluded 1st REIT Level **Green Bond** Issuance in the Country

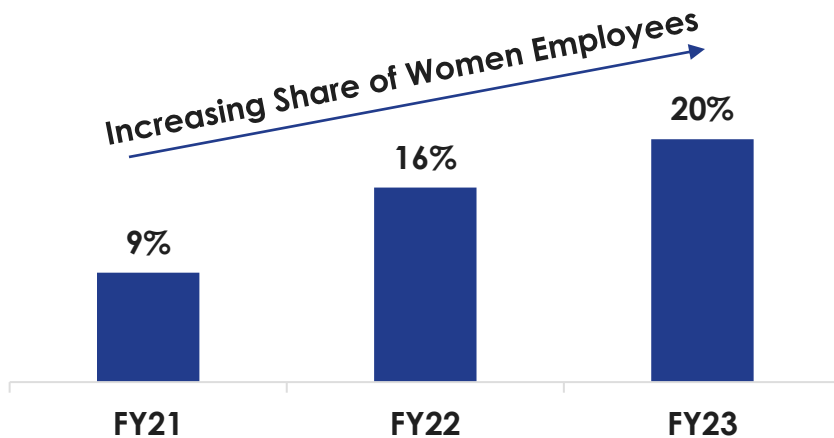
19.1% of debt outstanding is Green



Establishing a school with a capacity of 400 students in Gambhiraopet, Telangana



Increasing Share of Women Employees





Thank You

Investor Relations Enquiries: Kedar Kulkarni
(Finance & Investor Relations)
Email id: ir@mindspacereit.com

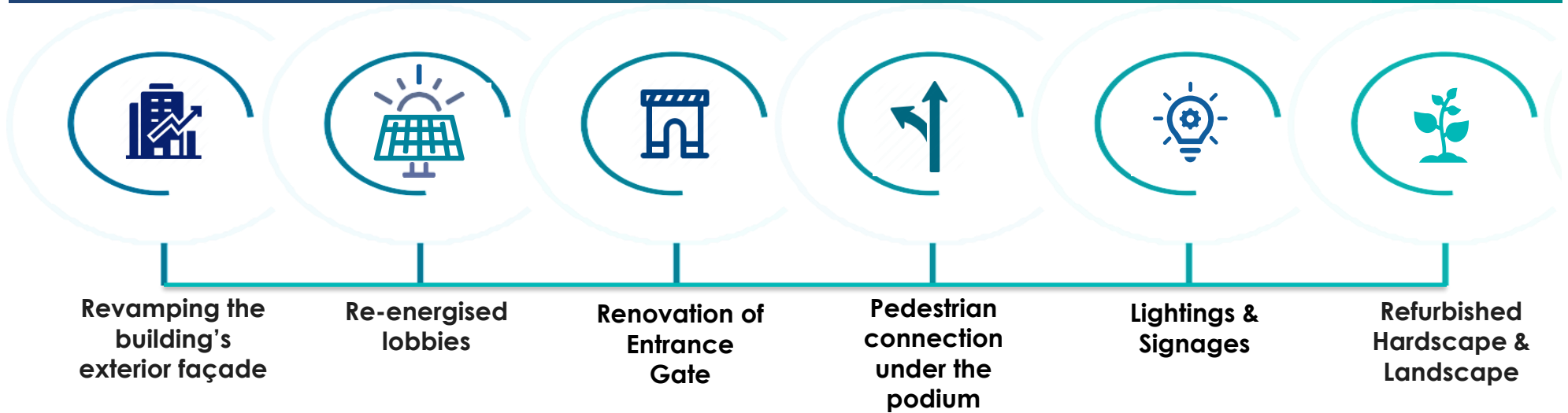


Annexures: Upgrades



Re-energizing Parks with Building and Infra Upgrades

Case Study - Mindspace Airoli East, Mumbai Region



Before

Façade of old building



After

Current



Value Creation by Developing “Integrated Business Eco-systems”

Commerzone Kharadi, Pune

Aesthetic Lobby enhancing the entry experience



Spacious lobby with Amphitheater



Food Court






Day Care Facility for Clients



Premiere Developments at Mindspace Airoli (W), Mumbai Region

Immersive Experience with Grand Entrance Lobbies



Mindspace Madhapur, Hyderabad – Recreational Zones across the Park

Amphitheater at the Entrance Lobby



Recreational Spaces for tenants



Vantage Café - Well spread F&B spaces across the Park



Landscape & Outside Seating Upgrade

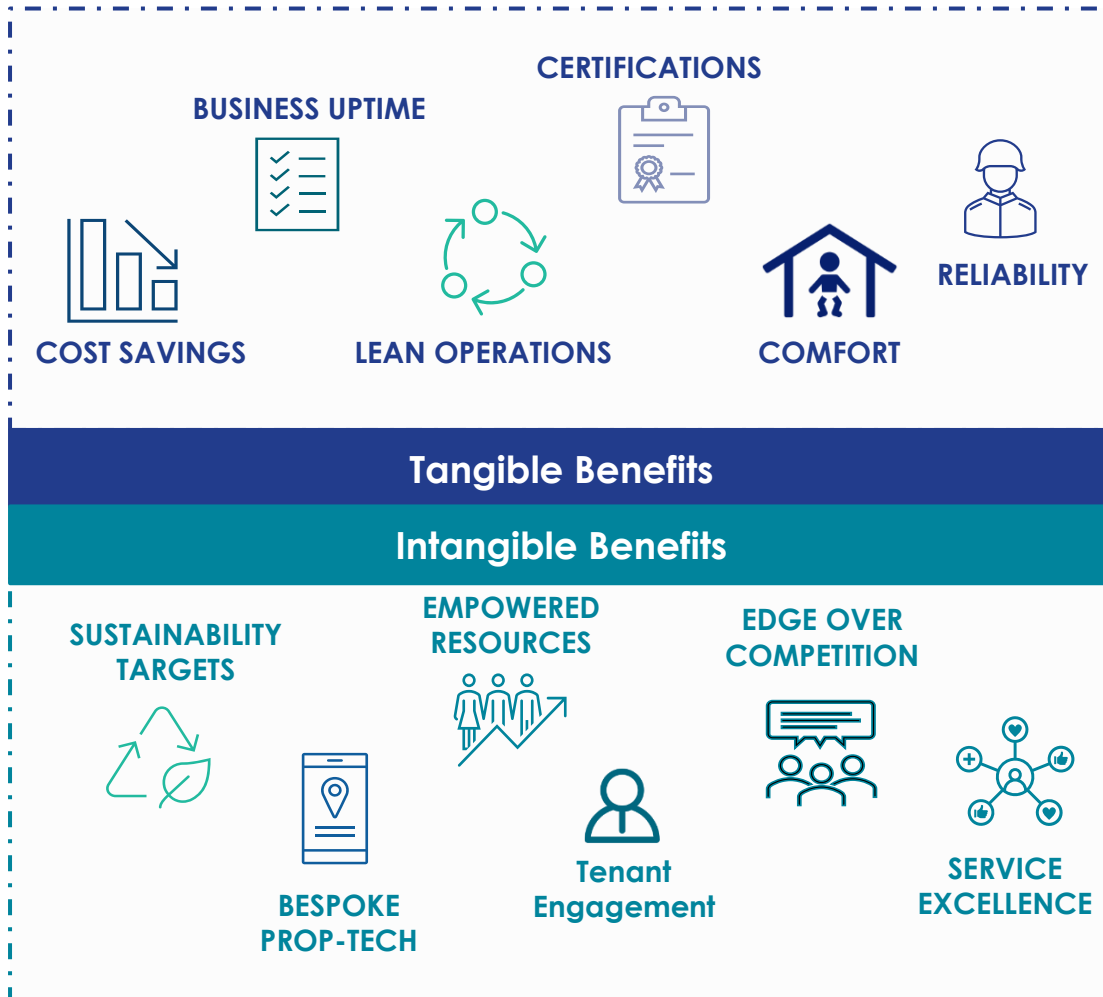


Annexures: Asset Management



Building Ecosystems Catering to the Needs of Quality Workforce

Building ecosystems catering to the needs of quality workforce



Technology focused management initiatives

Best in the class Sewage Treatment

Saving fresh water & 100% recyclable quality

Infrastructure Monitoring and Operations Center

Centralized Operations management

Integrated BMS

Automated operations of Engineering utilities through Integrated BMS

Tech Driven Process Automation Platform

Scalable and modular technology platform for Property & Asset Management

Technology focused Initiatives Enhancing Tenant Experience



Unique Biosonification Experience at Mindspace Airoli (W)

- Unveiled a first-of-its-kind Musical Plant Parlor at Mindspace, Airoli West
- Through biosonification, the sound from plants have been recorded and converted into relaxing soundscapes
- Offers tenants with a truly transformative way to relax and meditate



Infrastructure monitoring operational center (IMOC)

- Delivering seamless integration with Integrated Building Management Systems for efficiency
- Centralized control system monitors and collects data from equipments across the campus
- Provides real-time analytics and reporting capabilities to identify potential issues
- Pre-defined operational rules for all high-side MEP equipment helps optimizing energy use

Tenant Engagement Initiatives across Assets

Sports Engagement - Inter-corporate football tournaments



Navratri Celebration - 'Dandiya Bash'



IDCR Marathon 2023 at Mindspace Madhapur



National Farmer's Day - Organized Urban Farming; ~300 associates participated

