



PADMANABH  
MAFATLAL  
GROUP

Creating value. Sharing value.



March 08, 2022

**BSE Limited**  
Phiroze Jeejeebhoy Towers,  
Dalal Street, Fort,  
Mumbai 400001  
**Stock Code: 532504**

**National Stock Exchange of India Limited**  
Exchange Plaza,  
Bandra Kurla Complex, Bandra (East),  
Mumbai 400051  
**Stock Code: NAVINFLUOR EQ**

Dear Sir / Madam,

**Sub.: Intimation of Schedule of Analyst / Institutional Investor meeting under the SEBI (Listing Obligations and Disclosure Requirements) Regulations, 2015**

Pursuant to the relevant provisions of SEBI (Listing Obligations and Disclosure Requirements) Regulations, 2015, we would like to inform you that the officials of the Company will be interacting with Analysts / Investors on March 8, 2022 via video conference and meeting.

Discussions will be based on publicly available information. Presentation to be made at the Meeting is enclosed.

Kindly note that changes may happen due to exigencies on the part of Host / Company.

This intimation is also being made available on the website of the Company at:  
[https://www.nfil.in/investor/comp\\_announce.html](https://www.nfil.in/investor/comp_announce.html)

Kindly take the information on record.

Thanking you,  
**For NAVIN FLUORINE INTERNATIONAL LIMITED**

**Akshika Thakkar**  
**Authorised Signatory**

Encl.: a/a

Speciality Fluorochemicals



CRAMS



Inorganic Fluorides



Refrigeration



Growing responsibly

## Navin Fluorine International Limited

Investor Presentation – January 2022

This presentation and the accompanying slides (the “**Presentation**”), **which have been prepared by Navin Fluorine International Limited (the “Company”), have been prepared solely for information purposes and do not constitute any offer, recommendation or invitation to purchase or subscribe for any securities, and shall not form the basis or be relied on in connection with any contract or binding commitment whatsoever. No offering of securities of the Company will be made except by means of a statutory offering document containing detailed information about the Company.**

This Presentation has been prepared by the Company based on information and data which the Company considers reliable, but the Company makes no representation or warranty, express or implied, whatsoever, and no reliance shall be placed on, the truth, accuracy, completeness, fairness and reasonableness of the contents of this Presentation. This Presentation may not be all inclusive and may not contain all of the information that you may consider material. Any liability in respect of the contents of, or any omission from, this Presentation is expressly excluded.

Certain matters discussed in this Presentation may contain statements regarding the Company’s market opportunity and business prospects that are individually and collectively forward-looking statements. Such forward-looking statements are not guarantees of future performance and are subject to known and unknown risks, uncertainties and assumptions that are difficult to predict. These risks and uncertainties include, but are not limited to, the performance of the Indian economy and of the economies of various international markets, the performance of the industry in India and world-wide, competition, the company’s ability to successfully implement its strategy, the Company’s future levels of growth and expansion, technological implementation, changes and advancements, changes in revenue, income or cash flows, the Company’s market preferences and its exposure to market risks, as well as other risks. The Company’s actual results, levels of activity, performance or achievements could differ materially and adversely from results expressed in or implied by this Presentation. The Company assumes no obligation to update any forward-looking information contained in this Presentation. Any forward-looking statements and projections made by third parties included in this Presentation are not adopted by the Company and the Company is not responsible for such third party statements and projections.



Growing responsibly

# Sustainable Growth in Performance in 9MFY22

# Delivered strong **Growth** with **Sustained** margins



YoY Highlights

Q3FY22

On Standalone basis

Operating Revenue **+24%**  
**Rs. 367 crores**



Operating EBITDA **+21%**  
**Rs. 98 crores**



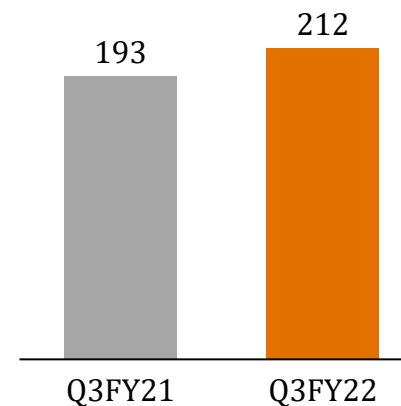
*Margin at 27%*

Operating PBT **+23%**  
**Rs. 87 crores**



*Margin at 24%*

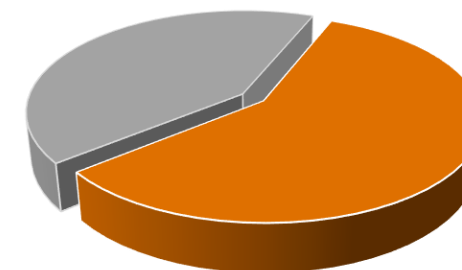
## High Value Businesses



**+10%**



## Q3FY22 Revenue Contribution



**58%**

**Contribution  
from  
High Value Businesses**

■ High Value ■ Legacy

# 9MFY22 – Performance Highlights



YoY Highlights

9MFY22

On Standalone basis

Operating Revenue  
**Rs. 1005 crores** +24%



Operating EBITDA  
**Rs. 260 crores** +15%



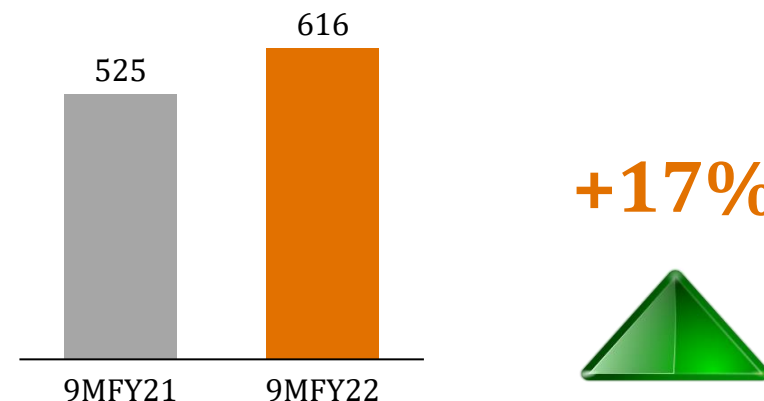
Margin at 26%

Operating PBT  
**Rs. 226 crores** +15%

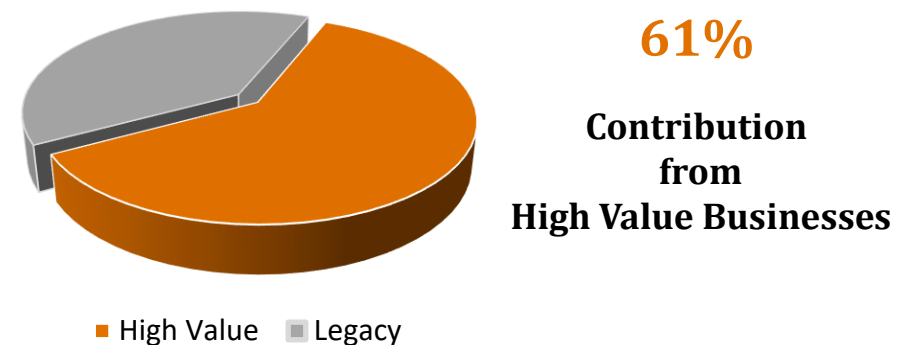


Margin at 22%

## High Value Businesses

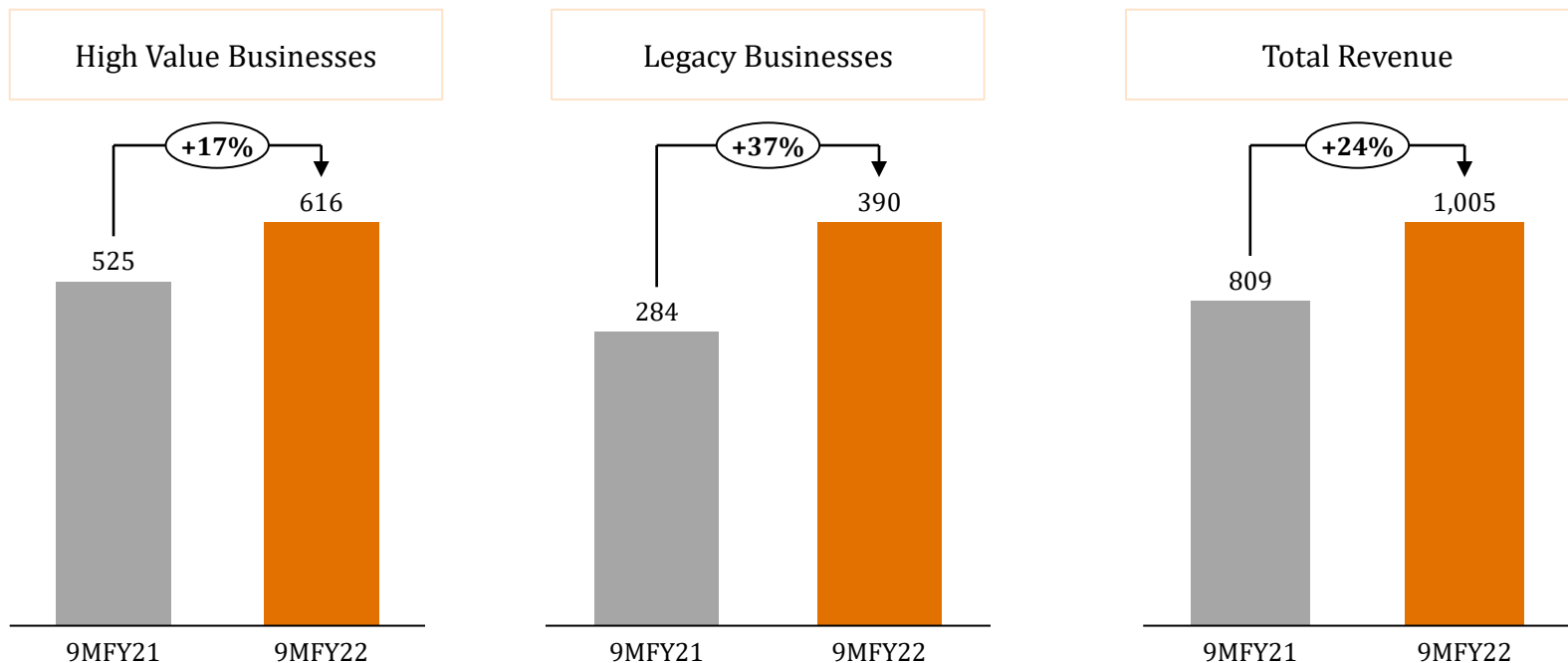


## 9MFY22 Revenue Contribution



# Sustainable Performance in 9MFY22

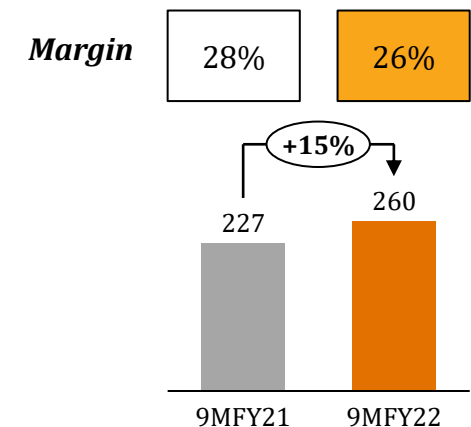
(Rs. Crs)



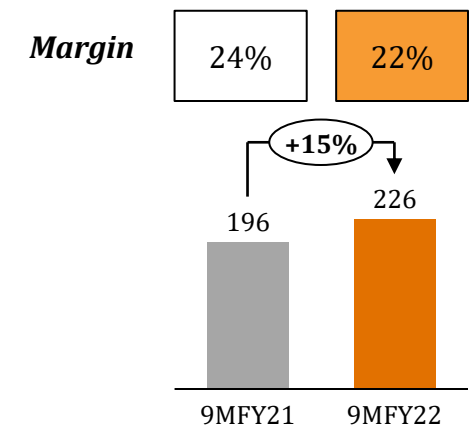
Sustainable growth momentum in High Value and Legacy Businesses

Legacy businesses uptick driven by improved demand scenario and increased realizations

## Operating EBITDA



## Operating PBT

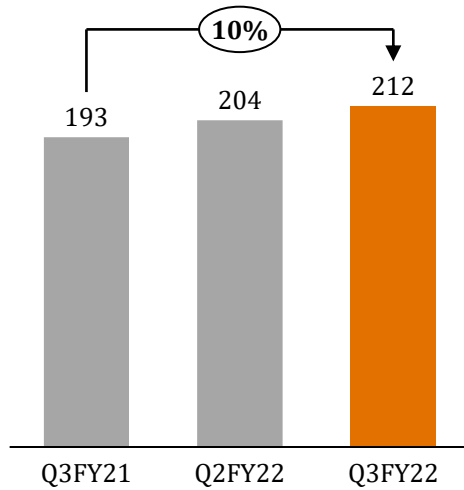


On Standalone basis

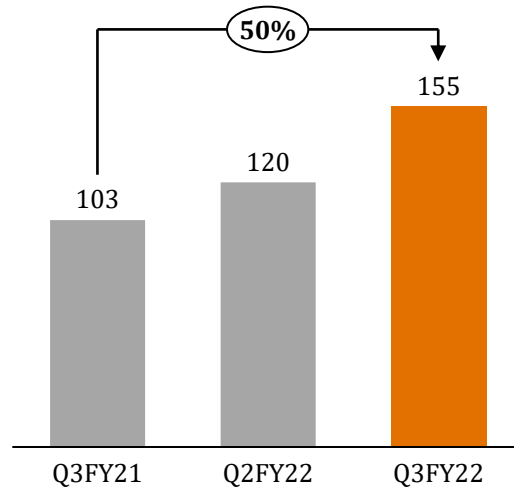
# High Value and Legacy business grew sequentially

(Rs. Crs)

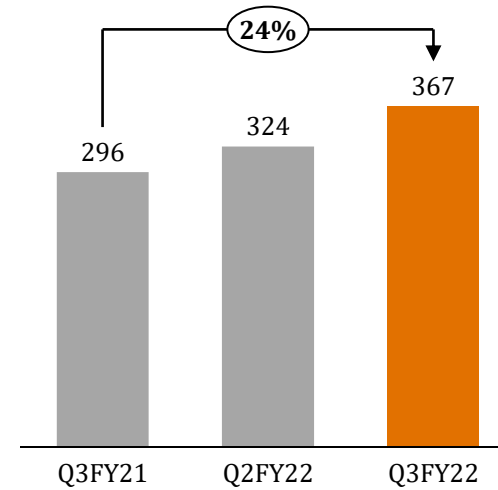
High Value Businesses



Legacy Businesses



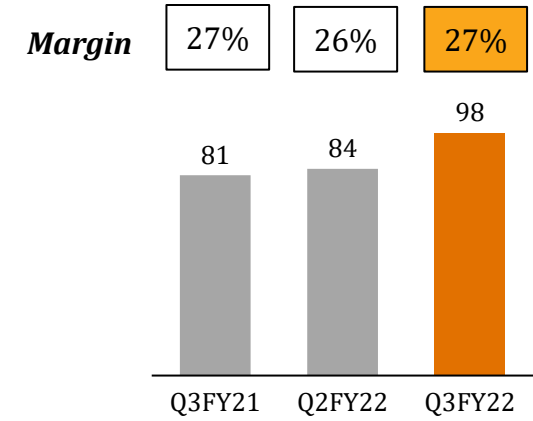
Total Revenue



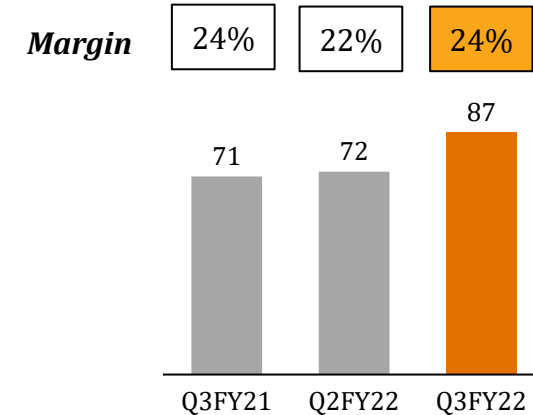
Specialty Business continues to deliver strong performance backed by strong partnerships

Margins improved despite higher employee cost and one-time consulting fees

Operating EBITDA



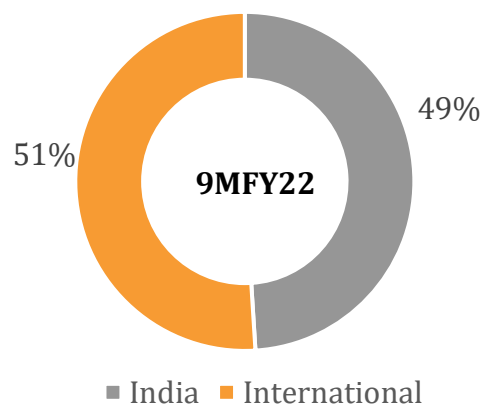
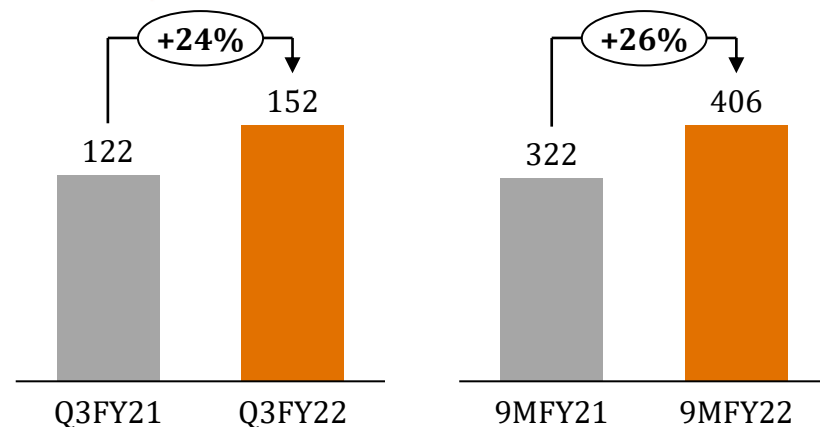
Operating PBT



On Standalone basis



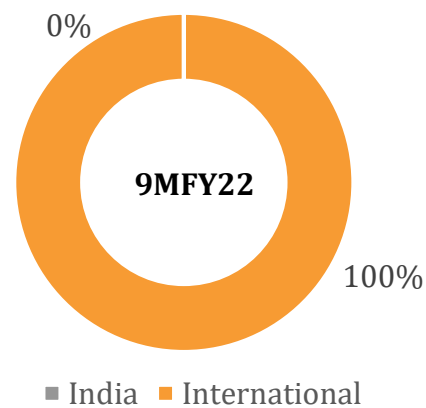
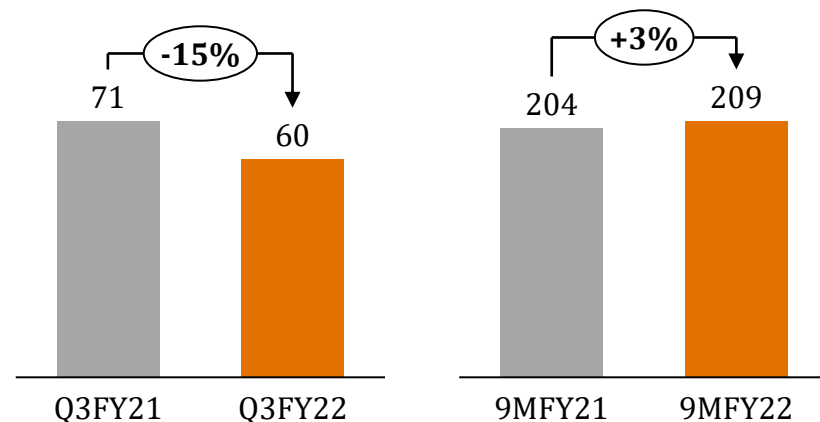
## Revenues (Rs. Crs)



## 9MFY22 Highlights

- Growth driven by partnerships with Large International Customers
- Agrochemicals and Industrial segment continues to perform very well
- Price hike initiated to offset high input costs

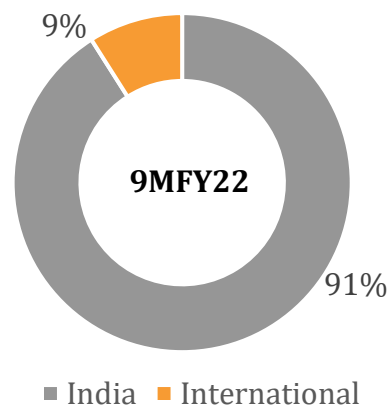
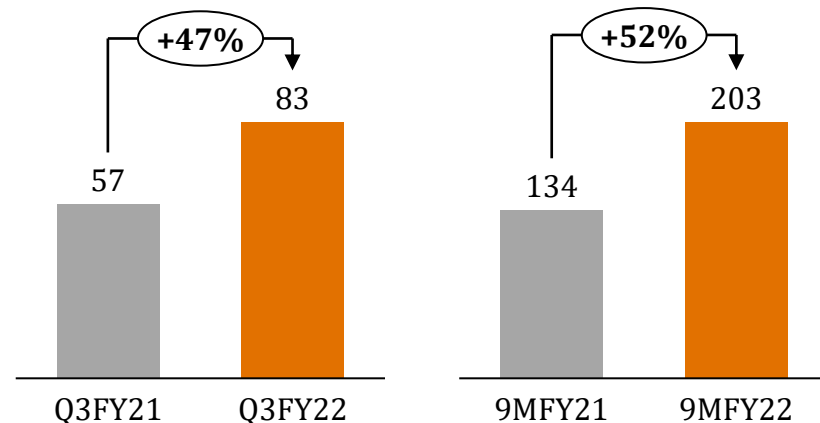
## Revenues (Rs. Crs)



## 9MFY22 Highlights

- Focus on expanding project pipeline and further diversifying customer base
- Shift of some of the orders from Q3 to Q4FY22
- Debottlenecking of CGMP3 approved on the back of robust opportunity pipeline

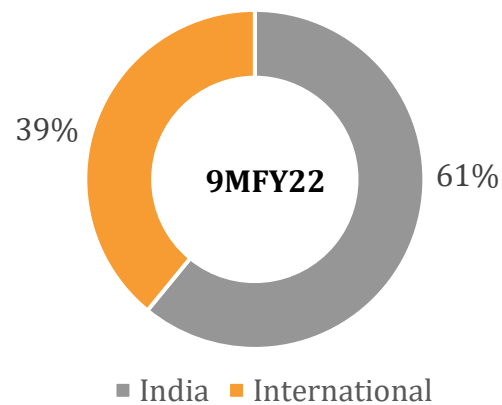
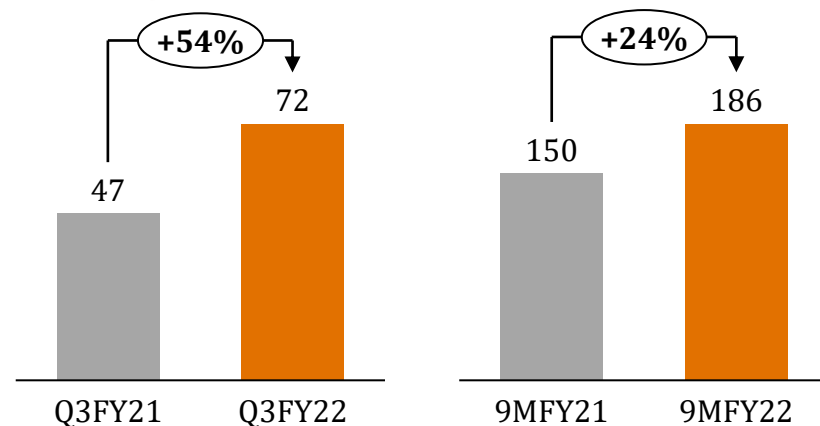
## Revenues (Rs. Crs)



## 9MFY22 Highlights

- Increase in realizations helped drive growth
- Good traction seen from end user segments especially in India
- Optimized sales mix between Domestic & International market for better profitability

## Revenues (Rs. Crs)



## 9MFY22 Highlights

- Growth in profitability was driven by significant price increase despite higher input costs
- Exports sales impacted due to higher logistics cost
- Sales into Non-emissive applications continues to look robust



Growing responsibly

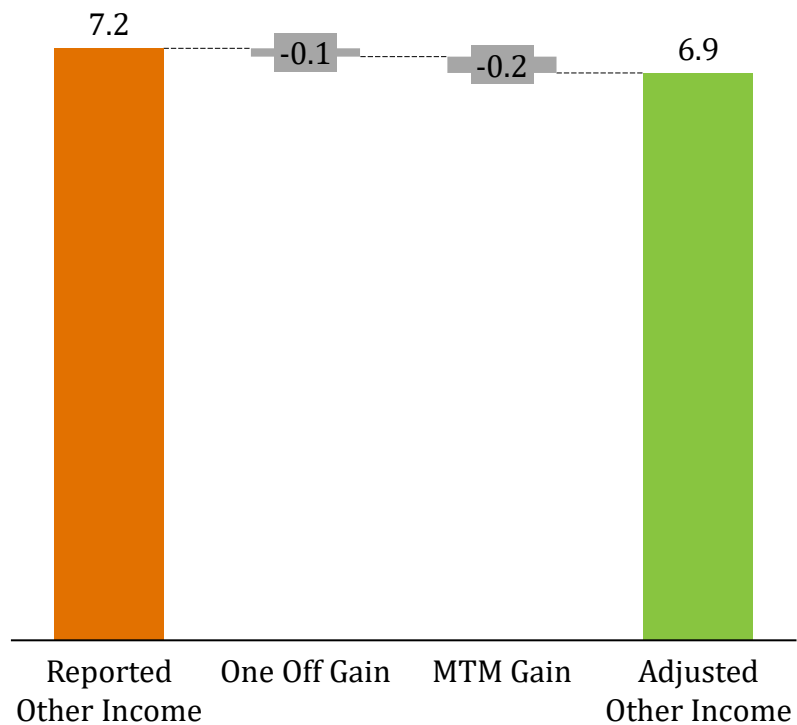
# Financial Performance

# Standalone Profitability Statement

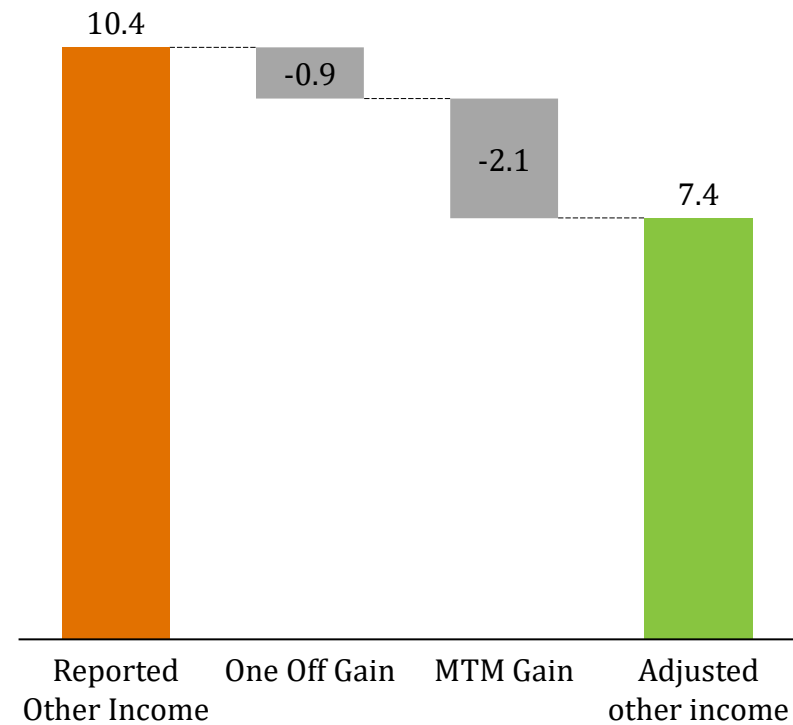
Particulars (Rs. Crs.)	Q3 FY22	Q3 FY21	Y-o-Y Change %	Q2 FY22	Q-o-Q Change %	9MFY22	9MFY21	Y-o-Y Change %
<b>Net Revenue from Operations</b>	<b>367.0</b>	296.6	<b>24%</b>	<b>324.4</b>	<b>13%</b>	<b>1,005.2</b>	<b>809.1</b>	<b>24%</b>
Raw Material	162.0	135.9		144.7		448.3	357.7	
Employee Expenses	42.6	31.4		39.4		121.5	92.4	
Other Expenses	64.2	48.3		56.8		<b>175.7</b>	132.3	
<b>Operating EBITDA</b>	<b>98.1</b>	<b>81.0</b>	<b>21%</b>	<b>83.6</b>	<b>17%</b>	<b>259.7</b>	<b>226.6</b>	<b>15%</b>
<i>Operating EBITDA Margin</i>	<b>26.7%</b>	<b>27.3%</b>	<b>-57 Bps</b>	<b>25.8%</b>	<b>99 Bps</b>	<b>25.8%</b>	<b>28.0%</b>	<b>-217 Bps</b>
Interest Expenses	0.4	0.3		0.3		1.1	0.8	
Depreciation	11.2	10.1		11.0		33.1	30.0	
<b>Operating PBT</b>	<b>86.5</b>	<b>70.6</b>	<b>23%</b>	<b>72.3</b>	<b>20%</b>	<b>225.5</b>	<b>195.8</b>	<b>15%</b>
<i>Operating PBT Margin</i>	<b>23.6%</b>	<b>23.8%</b>	<b>-22 Bps</b>	<b>22.3%</b>	<b>129 Bps</b>	<b>22.4%</b>	<b>24.2%</b>	<b>-176 Bps</b>
Other Income	7.2	10.4		8.5		23.4	54.8	
<b>PBT</b>	<b>93.7</b>	<b>81.0</b>		<b>80.8</b>		<b>248.9</b>	<b>250.6</b>	
Tax	24.6	22.3		18.7		61.2	73.0	
<b>Profit After Tax</b>	<b>69.2</b>	<b>58.7</b>	<b>18%</b>	<b>62.1</b>	<b>11%</b>	<b>187.7</b>	<b>177.6</b>	<b>6%</b>
Other Comprehensive Income	0.14	-0.4		-0.40		-0.6	-0.8	
<b>Total Comprehensive income for the Period</b>	<b>69.3</b>	<b>58.3</b>	<b>19%</b>	<b>61.7</b>	<b>12%</b>	<b>187.1</b>	<b>176.7</b>	<b>6%</b>

# Other Income Built-up

Q3 FY22 (Rs. Crs)



Q3 FY21 (Rs. Crs)



\* One-Off Gain is towards Sale of Investments

On Standalone basis

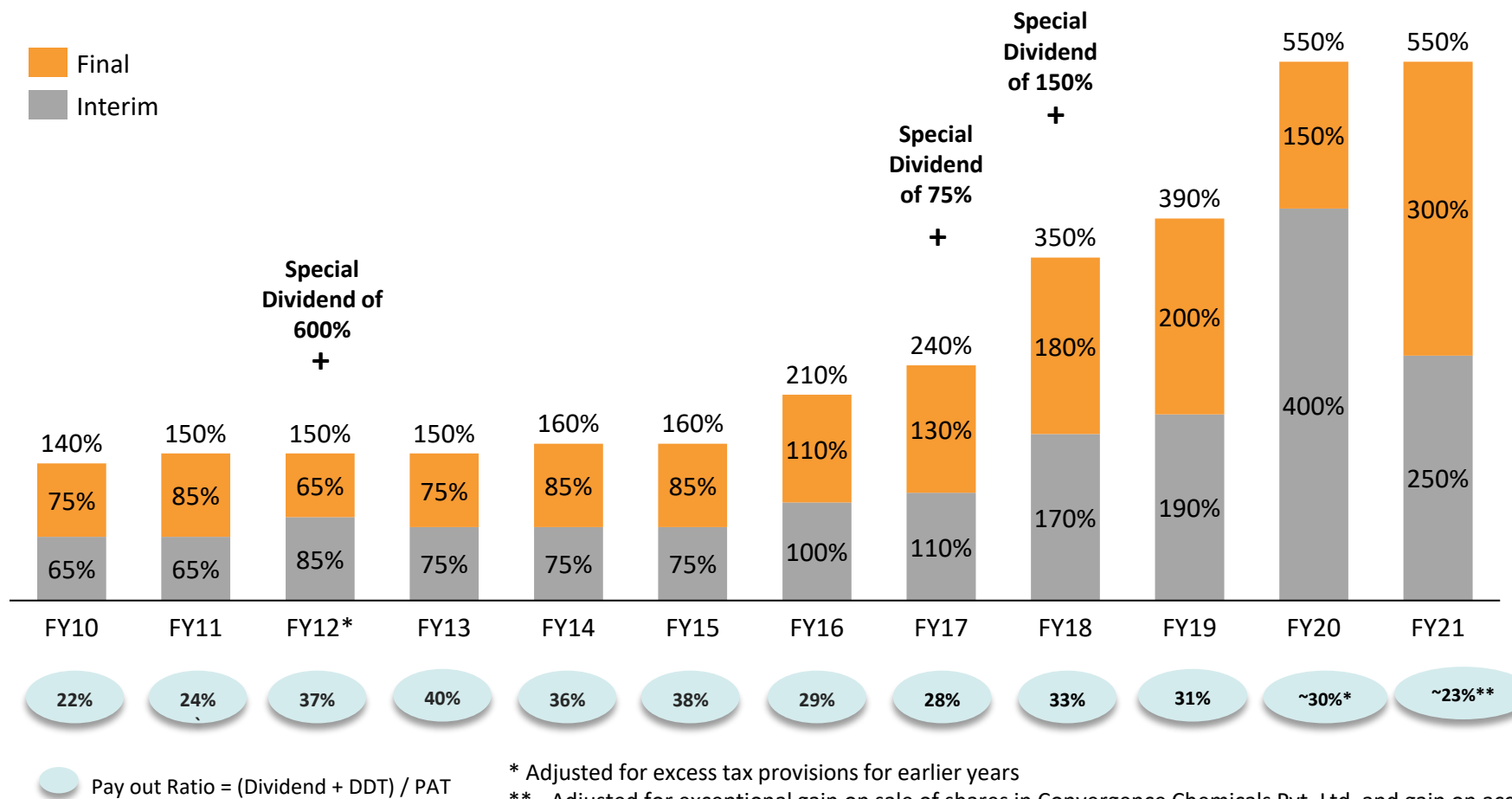
# Consolidated Profitability Statement

Particulars (Rs. Crs.)	Q3 FY22	Q3 FY21	Y-o-Y Change %	Q2 FY22	Q-o-Q Change %	9MFY22	9MFY21	Y-o-Y Change %
<b>Net Revenue from Operations</b>	<b>379.0</b>	<b>309.1</b>	<b>23%</b>	<b>339.0</b>	<b>12%</b>	<b>1,044.4</b>	<b>843.0</b>	<b>24%</b>
Raw Material	168.2	142.5		152.4		468.9	376.7	
Employee Expenses	46.9	36.2		43.6		134.3	104.8	
Other Expenses	65.4	51.2		58.8		<b>180.7</b>	137.7	
<b>Operating EBITDA</b>	<b>98.6</b>	<b>79.2</b>	<b>24%</b>	<b>84.2</b>	<b>17%</b>	<b>260.6</b>	<b>223.7</b>	<b>16%</b>
<b>Operating EBITDA Margin</b>	<b>26.0%</b>	<b>25.6%</b>	<b>39 Bps</b>	<b>24.8%</b>	<b>118 Bps</b>	<b>24.9%</b>	<b>26.5%</b>	<b>-160 Bps</b>
Interest Expenses	0.4	0.4		0.4		1.3	1.1	
Depreciation	12.1	11.0		11.9		36.0	32.6	
<b>Operating PBT</b>	<b>86.1</b>	<b>67.8</b>	<b>27%</b>	<b>71.9</b>	<b>20%</b>	<b>223.3</b>	<b>190.1</b>	<b>17%</b>
<b>Operating PBT Margin</b>	<b>22.7%</b>	<b>21.9%</b>	<b>77 Bps</b>	<b>21.2%</b>	<b>150 Bps</b>	<b>21.4%</b>	<b>22.6%</b>	<b>-117 Bps</b>
Other Income	7.5	11.2		10.5		26.8	57.0	
<b>PBT</b>	<b>93.6</b>	<b>79.0</b>		<b>82.4</b>		<b>250.1</b>	<b>247.1</b>	
Tax	24.8	22.6		19.2		62.2	73.3	
<b>Profit After Tax</b>	<b>68.8</b>	<b>56.5</b>	<b>22%</b>	<b>63.2</b>	<b>9%</b>	<b>187.9</b>	<b>173.8</b>	<b>8%</b>
Profit from Associates and joint ventures (net)		2.4		0.0			8.9	
Other Comprehensive Income	0.28	1.22		-1.36		-0.7	1.1	
<b>Total Comprehensive income for the Period</b>	<b>69.1</b>	<b>60.1</b>	<b>15%</b>	<b>61.9</b>	<b>12%</b>	<b>187.2</b>	<b>183.8</b>	<b>2%</b>



# Consistent Dividend Performance

## Dividend as % of Face Value



## Robust Dividend Payout

- ✓ Continuous Dividend over 12 years
- ✓ Special Dividend of 600% on FV of Rs. 10 in FY12
- ✓ Special Dividend of 75% on FV of Rs. 10 in FY17
- ✓ Special Dividend of 150% on FV of Rs. 2 in FY18

The Company has paid interim dividend of Rs. 5 per share of FV of Rs. 2 each (250% of FV)



Growing responsibly

# NFIL at glance



Manufacturing **plants strategically located** closer to major ports



**Strong Clientele** base in India & abroad, including Global Innovators



One of **Largest Integrated Specialty Fluorochemical** Company in India



Over **50 years** of expertise in Handling Fluorine



Built “**India’s only plant with high pressure fluorination capabilities with cGMP compliance**” for CRAMS Business



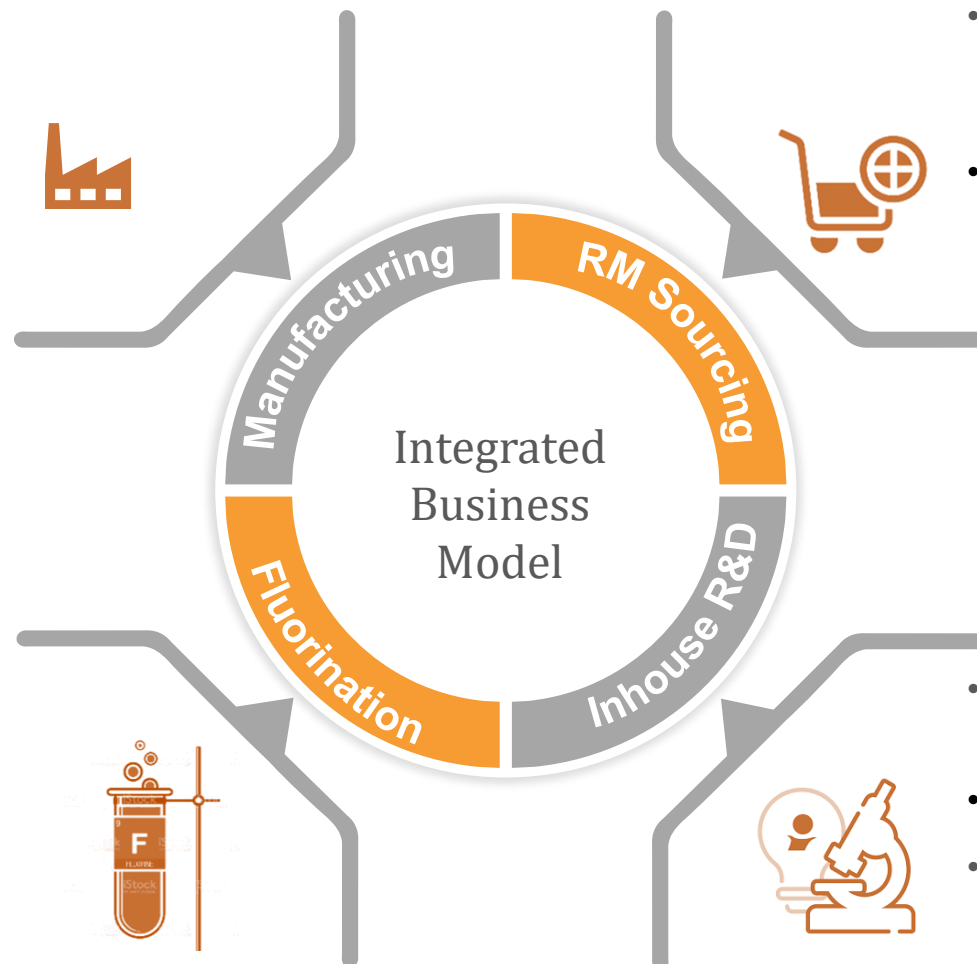
**Pioneers** of Refrigerant Gas manufacturing in India



“**RESPONSIBLE CARE**” certification

# Integrated Business Model

- Chemical Complex at **Surat** spread over **135 acres**, houses Refrigerant, Inorganic Fluorides & Specialty Chemicals Plants
- **cGMP Compliant facility** for CRAMS in **Dewas**
- **New Greenfield Investment** coming up in Dahej



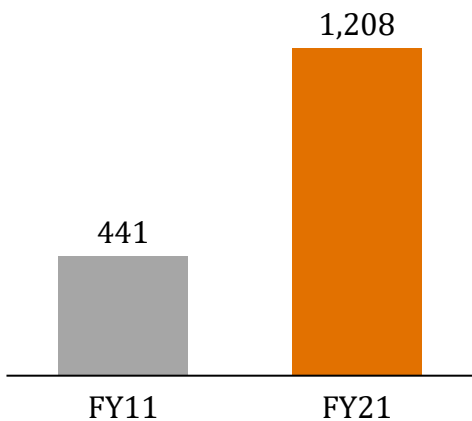
- **Pioneered Manufacturing** of Refrigerant Gases in India
- Over **45 years of experience** in handling Fluorine
- Extensive expertise focusing on **specialty fluorine chemistry**

- Backward integration for Raw material through **25% JV partner** in the only Fluorspar beneficiation company in India
- **Diversified sourcing of Fluorspar** away from China

- State-of-the-art **R&D centre** – Navin Research Innovation Centre at Surat
- **DSIR approved** R&D Centre
- Supports in **product addition & process efficiency** in all business units
- R&D strength augmented by **Manchester Organics Acquisition**

# Our Delivery

Revenues (Rs. Crs)

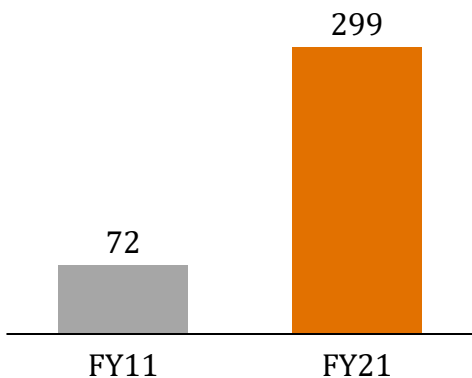


**10.60 %**  
10Y CAGR

Commenced **Specialty Chemicals** in 2000

Commenced **CRAMS** business in 2011

Net Profit (Rs. Crs)



**15.37 %**  
10Y CAGR

**Inorganic Fluorides & Refrigerants** are traditional business since 1967

Revenue Contribution (%)

FY2011

FY2021

Specialty Chemicals

**27 %**

**40 %**

CRAMS

**0 %**

**24 %**

Inorganic Fluorides

**18 %**

**18 %**

Refrigerants

**55 %**

**18 %**

\*Figures from 2016-17 to 2020-21 are as per Ind AS and for earlier periods as per IGAAP and hence not directly comparable

\* CRAMS business generating revenue since FY13 and Excludes Revenue from Dahej Operations of Rs. 55.68 Crs till 30th November 2017 for FY18

Delivering on the 3P Strategy (Product, Platform and Partnerships) through New Capex Programs



- \$410 Mn Multi Year Contract in **High Performance Product (HPP)**
- Launch of new products in agrochemicals through **Multi-Purpose Plant (MPP)**
- Beginning of **New Partnership** in agrochemicals backed by multi year supply contract

# Capacity Expansion - High Performance Product (HPP)

## Key Highlights

**\$410 Mn**  
(Rs. 2,800 crs)

Contract Signed  
with Global  
Company

**\$61.5 Mn**  
(Rs. 436 crs)

Capex required



**7 Years**

Contract Period;  
Sales will be evenly  
staggered

**Q1 FY23**

Expected  
Commencement of  
Supplies

**ROC &  
Margins**

Company level  
EBIDTA & ROC for this  
project

- Entered into a \$410 million contract with Honeywell International Inc. for manufacture and supply of a High-Performance Product (HPP) in the fluorochemical space
- Project will be executed through wholly owned subsidiary Navin Fluorine Advanced Sciences Limited (NFASL) at Dahej in the state of Gujarat
- Investing \$51.5mn (Rs. 365 crs) for dedicated manufacturing facility and ~\$10mn (Rs.71 crs) for captive power plant
- The product is not part of the Navin Fluorine's existing product portfolio and is a new set of opportunities for application of fluorine for completely new vertical
- Will manufacture both intermediate & final product
- Intermediate can be used for multi-product manufacturing, currently the contract is for one product

High performance  
product in  
fluorochemical space

Capex to be funded  
through internal  
accruals & debt

Royalty free access  
to technology

Through wholly  
owned subsidiary  
(NFASL)



**Rs. 195 crores**

Capex to be funded  
by internal accruals  
& debt

**1.35x – 1.45x  
at peak**

Asset Turnover

**Rs. 260 – 280 crores**

Expected peak  
annual revenue

**Fluorochemical space  
Products**

New Products  
Portfolio

## Other Key Points

- Project will be executed through wholly owned subsidiary **Navin Fluorine Advanced Sciences Limited (NFASL)** at Dahej in the state of Gujarat
- This investment will lay foundation for the **next phase of growth** of our specialty chemicals business.
- It will help enhance our product offerings and strengthen our customer relationships along with **providing building blocks for future growth**
- Margins and return ratios at company levels. Capacity is expected to come on stream during **H1 of FY23**

**Work at site progressing well**





## Navin Fluorine signs Rs. 800 crores multi year agreement for supply of key agro-chemical fluoro-intermediate

**Rs. 800 crores**

Agreement Value

**5 years**

Agreement Term

Strengthen our Product Offerings

**Rs. 125 crores**

Investment  
( incl. 14 crores for ETP)

**End of FY23**

Supply  
commencement

Strengthen Customer Relationship

Provide building block for future growth

Navin Fluorine Advanced Sciences Limited ('NFASL'), a wholly owned subsidiary of the Company, has entered into a multi-year agreement with a large multinational company for manufacture and supply of a key agro-chemical fluoro-intermediate

The facility will be located at Dahej, in the state of Gujarat and will be funded through a mix of internal accruals and debt



Presence into High-demand **specialized product basket**

Customer's clear choice - **Strong pillar of Partnership**

**Valuable and Dependable**  
Fluorochemical  
Company



**Increase share of our High Value Business** (CRAMS & Specialty) which now contributes ~64% of the Topline



**Innovation & Change growth**  
- Moving into the new High-Performance Product (HPP) vertical in the fluorochemicals space



**Investment In MPP (Multi Purpose Plant)** - Entering into portfolio of new products for next phase of growth

*Journey of Transformation continues...*



Growing responsibly

ESG represents  
the cornerstone  
of our business

# Our Approach to Sustainability

## Approach



## Environment

- ✓ Robust Internal Controls
- ✓ Building resilience towards climate change
- ✓ Reduce our impact on environment and nature
- ✓ Audit Discipline

## Social

- ✓ Employees
- ✓ Customer and Vendors
- ✓ Community

## Governance

- ✓ Controlled Growth
- ✓ Balanced Approach
- ✓ Board of Directors
- ✓ Trust
- ✓ Think Long-Term
- ✓ Specialisation

## Environmental Declarations

Adopted reduction at source as one of the principles comprising a systematic approach of recover, reuse and abatement of environmental pollution

Increased product batch sizes, resulting in a reduction of carbon emission equivalent to 4.7 lakhs SM3/ annum of natural gas

Invested in new manufacturing processes (solvent-free transformations, continuous flow reactor system, vapour pressure technology etc.)

Refined wastewater residence time in the bromine recovery system; eliminated the generation of 20 tonnes of wastewater load for treatment and disposal

Reduced natural gas consumption by 8% through flue gas recycling

Reduced per unit power consumption, which translated into an estimated reduction of ~2.2 million KWH of power per year (approximately 4%)

Optimized waste generation through solvent recycling, waste conversion into by-products and novel technologies for energy conservation

Recycled 2000m3/day treated waste-water, saving fresh-water consumption; made the recycled water available for irrigation purposes

Sustained the initiative of sustainable packaging practices; supplied products in ISO and IBC containers

Used greener processes of HALEX for specialty molecules; eliminated the use of 26 tonnes of solvents

## Environment Approach

Our environment approach has been woven around the elements of

**Plan**

**Mitigate**

**Adapt**

**Resilience**



## Social Programme

- ✓ Structured induction programme for all onboarded employees
- ✓ Trained around safety, health, technical and soft skills based on competence mapping - safety training and skill upgradation training was imparted to 850 permanent employees (out of a total strength of 859) and 910 contractual employees (out of a total strength of 920)
- ✓ Made an unambiguous policy declaration for not employing any child labour (directly or indirectly)
- ✓ Sustained merit-based recruitment with no discrimination on the basis of race, gender, religion, colour or disability
- ✓ Provided employees fair access to development opportunities

- ✓ Engaged in bonds with communities for better living; undertook 15 projects benefiting 31,500 people
- ✓ Formed a cross-functional Risk Management Office to protect against the pandemic
- ✓ Segregated plants within factories into mutually exclusive zones for ease in contact tracing and control personnel movement
- ✓ Ensured employee and contractor workers' health and hygiene; provided masks and installed hand sanitizing facilities; periodically disinfected the entire factory/office premises using suitable disinfectants
- ✓ Took an additional special life cover for staff in June 2020 for COVID-19

## Social Approach

'S' comprises the role of

**Harmonious industrial  
Relations  
Diversity  
Inclusion**



At Navin Fluorine, our people-driven ferment has progressively enriched, resulting in sustainable and superior performance.

## Governance Programme



### Reported NO

- ✓ Defaults for repayments, creditors, dividends and statutory dues
- ✓ Auditor qualification against the Company
- ✓ Re-statements of financial statements
- ✓ Allegations of financial imprudence



Structured policies and processes addressed investor grievances



Accepted all resolutions proposed by the Board to shareholders



Employed a rigorous Board evaluation policy; Board comprised eminent members



Implemented an active succession pipeline for critical roles and the Board



Carried out an Internal audit through an independent audit firm reporting directly to the Audit Committee



Implemented two ESOP plans

## Composition of Committees

Out of three Members of **Nomination and Remuneration Committee**, two were Independent and one Non-Executive;

Out of four Members of the **Audit Committee**, three were Independent and one Non-Executive

All three Members of **Stakeholders Relationship Committee** were Independent

Out of three Members of the **Corporate Social Responsibility Committee**, two were Independent

# Diversity of thought and experience

**Mr. Vishad Mafatlal**  
*Chairman*

He holds a Bachelor of Science Degree in Economics from University of Pennsylvania, Wharton School and has a rich experience of more than two decades in the field of Textiles and Chemicals industries.

**Mr. Mohan Nambiar**  
*Non-Executive Director*

He is a CA with vast experience of 57 years. He was associated for more than 26 years with the Associated Cement Company Ltd., including 6 years as its Managing Director. He is non-executive director on board of Ion Exchange (India) Ltd.

**Mr. Pradip Kapadia**  
*Independent Director*

He is an advocate and solicitor and is a partner in Vigil Juris, Mumbai and has an experience of over 40 years in the legal field. He is non-executive director on boards of Gokak Textiles Ltd and Mafatlal Industries Ltd.

**Mr. Sunil Lalbhai**  
*Independent Director*

He is a science graduate and holds M. S. degree in Chemistry from USA and M. S. degree in economic planning and policy from Boston University of USA. He is an industrialist having varied experience of over 29 years in Chemicals and general management. He is Chairman and MD – Atul Limited and is non-executive director on board of Amal Limited, Bombay Dyeing & Manufacturing Co. Ltd and Pfizer Ltd ( India)

**Mr. Sudhir Mankad**  
*Independent Director*

He is IAS (Retd.), has served in senior positions, both with the Government of India and Government of Gujarat. He is non-executive director on boards of Swaraj Engines Ltd and Deepak Nitrite Ltd

**Mr. Harish H. Engineer**  
*Independent Director*

He has bachelor's degree of science and diploma in Business Management. He has varied experience of over 44 years in the banking sector. He retired as an executive director, wholesale banking of HDFC Bank Ltd.

**Mr. Atul Srivastava**  
*Independent Director*

He is a CA with experience of over 35 years in large corporates, in the areas of Finance, Accounting, Taxation and Commerce. He is non-executive director on board of Mafatlal Industries Ltd.

**Mrs. Radhika Haribhakti**  
*Independent Director*

She is a graduate in commerce from Gujarat University and postgraduate in management from IIM – Ahmedabad. She has over 30 years of experience in Commercial and Investment Banking. She is non-executive director on boards of EIH Associated Hotels , Rain Industries and ICRA Ltd

**Mr. Ashok Sinha**  
*Independent Director*

He is BTECH in electrical engineering from IIT, Kanpur and post graduate diploma in Management from IIM, Bangalore. He has a wealth of experience from his leadership journey as the Chairman and MD of BPCL. He is non-executive director on board of J. K. Cement Ltd, Tata Power Co. Ltd and Cipla Ltd

**Mr. Sujal Shah**  
*Independent Director*

He is a CA with overall experience of over 28 years in the fields of valuations, due diligence, corporate restructuring, audit and advisory. He is non-executive director on board of Amal Ltd., Amrit Corp. Ltd., Deepak Fertilisers & Petrochemicals Corp. Ltd. , Hindoostan Mills Ltd., Ironwood Education Ltd. and Mafatlal Industries Ltd.

**Mrs. Apurva Purohit**  
*Independent Director*

She has post graduate diploma in management from IIM Bangalore. She has over three decades of experience in media and entertainment industry. She is non-executive director on boards of Mindtree Ltd, and L&T technology Services Ltd.

**Mr. Radhesh Welling**  
*Managing Director*

He is a Mechanical Engineer from National Institute of Technology. Masters of International business from IIFT, and MBA from IMD. Lausanne, Switzerland. He has handled many functions ranging from Innovation to Sales & Marketing to Corporate Strategy to Manufacturing, across multiple geographies in his career spanning 24 years . In his previous role he was at senior positions with Laxmi Organic Industries Ltd, and JM Huber Corporation.



# Balanced Board with Experience and Expertise

## Board Demographics

### Highly engaged Board

actively involved in NFIL's strategic transformation



meetings during FY2021

**13**  
Board Committee

**6**  
Board

**66 years** median director's age

### Highly Experienced Board to chair Committees

Audit Committee

CSR Committee

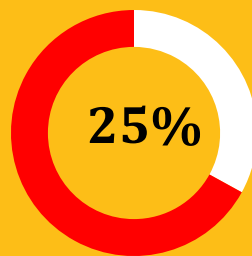
Nomination & Remuneration Committee

Stakeholders Relationship Committee

Risk Management Committee

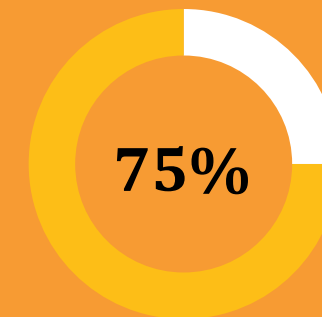


### Separate Chairman & MD

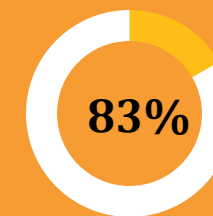


**3 Directors**  
inducted in last 2 Years

## Board Independence



9 of 12 Directors are Independent



**10 of 12** directors are non-executive



**2 Women**  
Directors on the Board

# Deepen respect for contribution to **Societal Goals**

**5.68 Crores**

Total CSR expenditure for the year ended March 31, 2021

This includes Rs. 2 Crores for PM cares and

Rs. 1 Crore each for CM Relief Funds of Maharashtra, Gujarat and MP

## **HEALTH AND MEDICAL CARE**

NFIL's mobile health van covered 20 villages in and around Surat and Dewas, visiting around four villages a day. The team comprised doctors and supporting staff who checked villagers for respiratory, gastro-intestinal, fever, muscle-skeletal, ENT, eye, dental, skin and chronic ailments

## **FOOD PACKETS DISTRIBUTION**

Supported pandemic affected families with daily food rations in Bhatia village, Halpati Vaas near Surat where economically downtrodden families were affected by the lockdown. In April 2020, distributed 125 food kits (toor dal, chana dal, edible oil, spices, biscuits etc.) and food to needy families

## **ADDRESSING THE OLD AND INFIRM**

Contributed to the development of old age homes. In August 2020, the Company's Dewas team visited Basera Vridh Ashram, organising meals for the senior citizens and donating items. Supported Shri Sadguru Seva Sangh Trust, dedicated to blindness eradication, with surgical and laboratory equipment for cataract surgery. Donated 230 mobile phones to Blind People's Association of India to facilitate online education in Ahmedabad, Surat and Bharuch.

## **CHILD DEVELOPMENT**

NFIL collaborated with Salaam Balak Trust, an NGO addressing the needs of street children in Mumbai, covering child development from physical and medical needs to educational, social, cultural and vocational interventions. The Company provided financial support of monthly grocery to a shelter home in Andheri, Mumbai comprising 70 street children.

## **WOMEN EMPOWERMENT**

Supported the NGO-Shakti Foundation in Surat in activities relating to women empowerment (health, hygiene and skill development in tribal areas of South Gujarat). The Company supported in establishing a sanitary pad manufacturing unit (30,000 pads per day)

## **SPORT**

Supported Olympic Gold Quest to help India fulfill its mission to win Olympic gold medals. The Company funded trainees in shooting, badminton, archery, boxing, wrestling and athletics.

## **RAINWATER HARVESTING**

Collaborated with Piramal Sarvajal Yojana across six villages in Madhya Pradesh (Tong Kalan, Pagrawadi Kalan, Udaynagar, Donta Jagir, Shahpura and Kelod)

# Thank You Note

Thank  
you

For further information, please contact:

**Company :**

**Investor Relations Advisors :**



**Navin Fluorine International Ltd.**  
CIN : L24110MH1998PLC115499  
**Mr. Basant Bansal**  
Chief Financial Officer  
Basant.Bansal@nfil.in

[www.nfil.in](http://www.nfil.in)



**orient capital**

**Orient Capital** (a division of Link Group)

**Ms. Payal Dave**

+91 9819916314

[payal.dave@linkintime.co.in](mailto:payal.dave@linkintime.co.in)

[www.orientcap.com](http://www.orientcap.com)