



एनएचपीसी लिमिटेड
(भारत सरकार का उद्यम)

NHPC Limited

(A Government of India Enterprise)

संदर्भ सं./Ref. No. **NH/CS/199/**

फोन/Phone : _____

दिनांक/Date : **16.08.2021**

<p>Manager The Listing Department, M/s BSE Limited, Phiroze Jeejeebhoy Towers, Dalal Street, Mumbai-400001 मैनेजर, लिस्टिंग विभाग, बीएसई लिमिटेड पि.जे .टावर्स,दलाल स्ट्रीट, मुंबई- 400 001 Scrip Code: 533098</p>	<p>General Manager The Listing Department M/s National Stock Exchange of India Limited, Exchange Plaza, Bandra Kurla Complex, Bandra(E), Mumbai- 400051 महा प्रबंधक, लिस्टिंग विभाग, नेशनल स्टॉक एक्सचेंज ऑफ इंडिया लिमिटेड एक्सचेंज प्लाजा, बांद्रा कुर्ला कॉम्प्लेक्स, बांद्रा (ई), मुंबई - 400 051 Scrip Code: NHPC</p>
--	--

ISIN No. INE848E01016

Sub: Presentation made by Company

विषय: कंपनी द्वारा दी गई प्रस्तुतीकरण के सम्बन्ध में

Sirs/महोदय,

In continuation to our earlier letter of even number dated 12.08.2021 and in compliance to Regulation 30 of SEBI (Listing Obligations and Disclosure Requirements) Regulations, 2015, please find attached herewith investor presentation given to the analysts / investors at the conference call held today i.e. on 16.08.2021.

This is for your record and information.

धन्यवाद।

भवदीय

(सौरभ चक्रवर्ती)
कंपनी सचिव

पंजीकृत कार्यालय : एन एच पी सी ऑफिस कॉम्प्लेक्स, सेक्टर-33, फरीदाबाद - 121 003, हरियाणा

Regd. Office : NHPC Office Complex, Sector-33, Faridabad - 121 003, Haryana

CIN : L40101HR1975GOI032564; Website : www.nhpcindia.com

E-mail : webmaster@nhpc.nic.in; EPABX No. : 0129-2588110/2588500

बिजली से संबंधित शिकायतों के लिए 1912 डायल करें। Dial 1912 for Complaints on Electricity



INVESTOR PRESENTATION

FINANCIAL YEAR 21-22 : June 2021



Presentation Outline

2

NHPC Today

Financial Highlights

Financial Ratios

Other Business Initiatives

Projects At Glance



Our Vision: To be a global leading organization for sustainable development of clean power through competent, responsible and innovative values.



Subansiri Lower Project



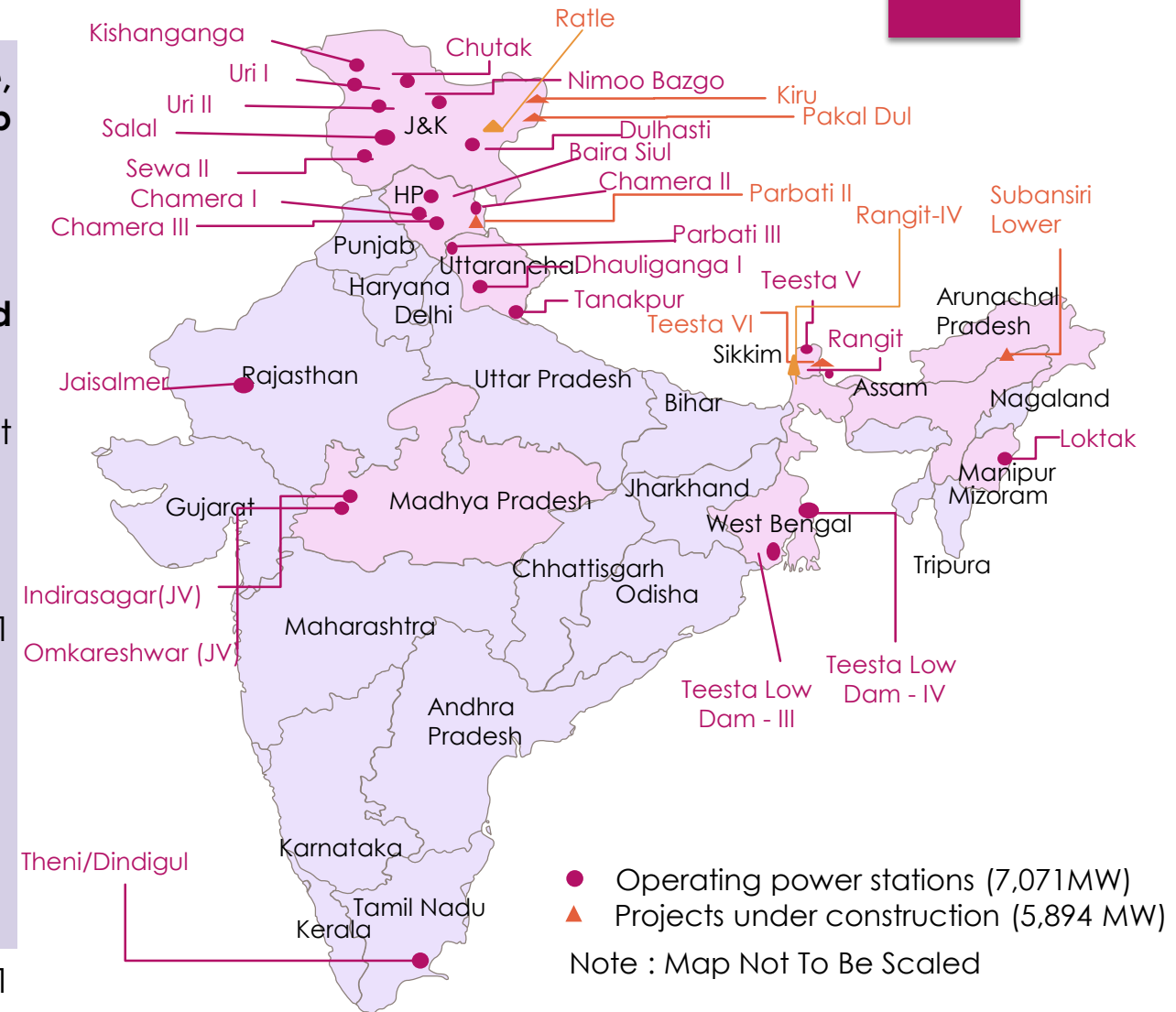
Teesta V, Sikkim

PHYSICAL SNAPSHOT

4

- Incorporated in 1975 with authorised capital of Rs. 200 crore, the present authorised capital is Rs.15000 crore (Paid Up Capital Rs.10,045 crore)
- Mini-Ratna Category-I PSU (since Apr-08)
- Established track record, strong operational performance and in-house engineering capabilities
- Involved across the entire chain of hydro power project development – from concept to commissioning.
- Presence across 11 states.
- 15% share of installed hydro-electric capacity in India (6,971 MW out of 46,322 MW*).
- Consultancy business.
- Power trading business.
- Exposure to international business opportunities.

* Source-CEA as on 30.06.2021



7071 MW installed capacity (6971 MW Hydro & 100 MW Renewable Energy) through 24 power stations

PHYSICAL SNAPSHOT

5

Installed Capacity

- ❖ Power Stations under Operation-22 Nos. (5551 MW*)
- ❖ Power Stations with Subsidiary (NHDC) - 2 Nos. (1520 MW)
- ❖ Total Operational Projects – 24 Nos. (7071 MW)

Under Construction

- ❖ Projects Under Construction (including Subsidiary & JV) :-
 - Hydro - 7 Nos. (5894 MW)

Awaiting Clearances

- ❖ Projects Awaiting Clearances : -
 - Standalone - 9 Nos. (8236 MW)
 - Joint Venture - 3 Nos. (2240 MW)
 - Subsidiary – 1 No. (66 MW)

Under Survey & Investigation

- ❖ Projects under Survey & Investigation - 3 Nos. (1128 MW)

Hydro Power is 12% (46322 MW) of All India Installed Capacity (384116 MW**).

NHPC Contribution is 15% of Installed Hydro Power On Consolidated Basis.

Status	Capacity (MW)
Operational Projects	7,071
Projects Under Construction (including Subsidiary & JV)	5,894
Projects Under Clearance:	
Stand alone	8,236
JV Projects	2,240
Subsidiaries	66
Projects Under Pipeline	1,128
Total	24,635

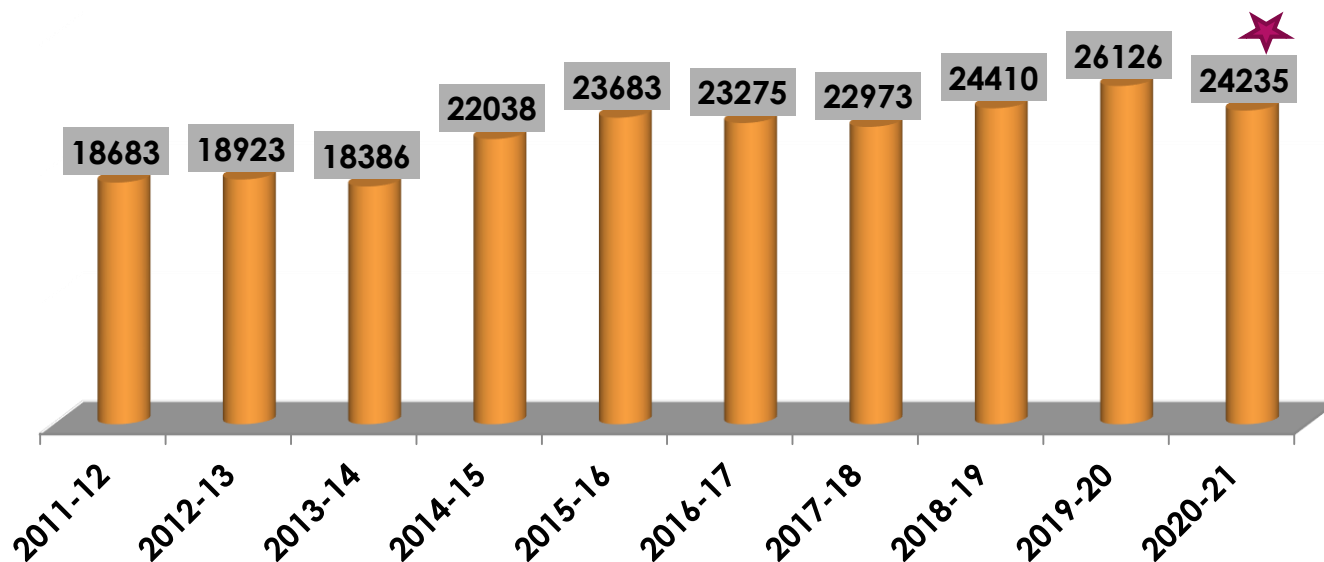
* Including 50 MW Wind Power Project, Jaisalmer & 50 MW Solar Power Project, Tamilnadu.

** Source-CEA as on 30.06.2021

NHPC 's Track Record – A Ten Year Digest

6

Standalone Generation (in M.U.)



Actual Q1 FY'22

Actual Q1 FY'21

• Country Generation
219 BU*

• Country Generation
277 BU

• Share of Hydro Power
20 BU (9%)*

• Share of Hydro Power
41 BU (15%)

• Share of NHPC (Hydro) Standalone
7193 MU

• Share of NHPC (Hydro) Standalone
8069 MU

★ Hydro: 24083 MU(excl. infirm power of 236 MUs : Parbati II), Wind: 62 MU & Solar: 90 MU.

* Upto 31.05.2021

Financial Highlights



Sewa II, J&K



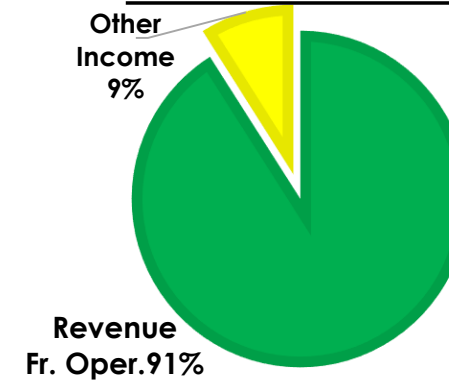
Chamera I, Himachal

Clean Power For Every Home

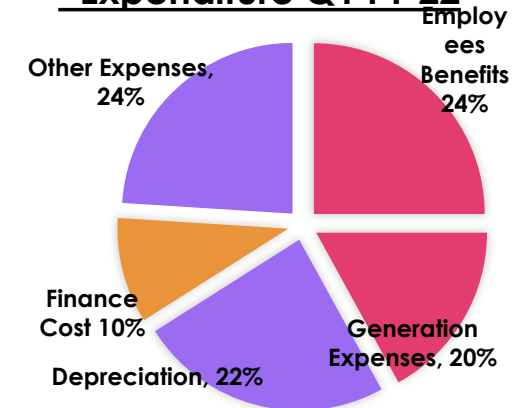
Financial Highlights : Standalone

Revenue & Expenditure-Analysis

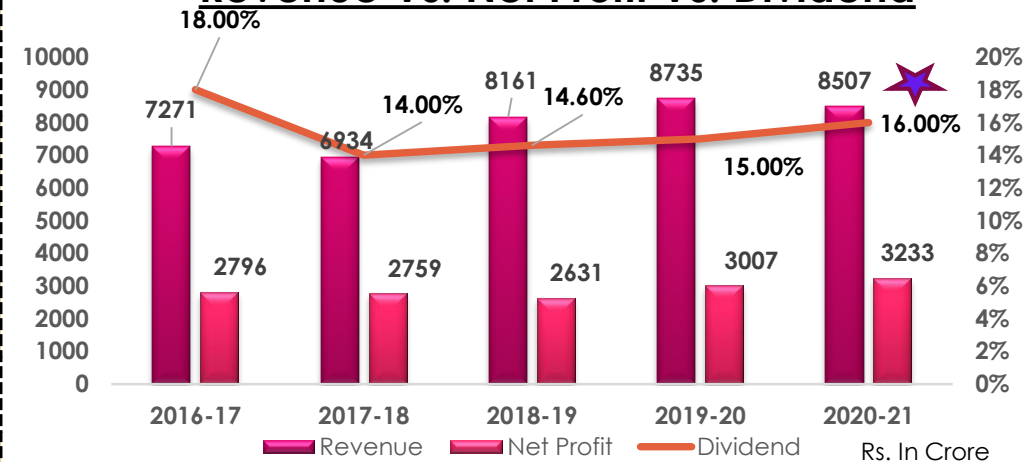
Revenue Q1 FY'22



Expenditure Q1 FY'22



Revenue Vs. Net Profit Vs. Dividend



★ Interim Dividend - 12.50% & Final Dividend 3.50%.

Particulars	FY'22	FY'21	% Change
	Qtr-1	Qtr-1	Qtr-1
Revenue from Operation	2170.21	2518.87	-13.84
Other Income	203.05	85.95	136.24
Total Income (A)	2373.26	2604.82	-8.89
Purchase of Power - Trading	0.00	207.09	-100.00
Generation Expenses	262.46	290.98	-9.80
Employee Benefits Expense	316.74	326.20	-2.90
Finance Cost	134.14	146.69	-8.56
Depre. & Amort. Expense	279.15	330.27	-15.48
Other Expenses	311.73	273.91	13.81
Total Expenditure(B)	1304.22	1575.14	-17.20
Exceptional Items (C)	0.00	185.00	-100.00
Rate Regu. Income (D)	46.03	35.23	30.66
PBT (A-B-C+D)	1115.07	879.91	26.73
Tax	202.81	157.37	28.87
Profit After Tax	912.26	722.54	26.26

Statement of Assets & Liabilities

Rs. In Crore



Equity and Liabilities	Q1 FY'22	FY'21
Share Holder's Funds	32587.01	31647.31
Loan Funds-Long Term	21170.03	21241.22
Deferred Tax Liabilities	3596.91	3589.36
Other Long term Liabilities & Provisions	4121.83	4117.32
Current Liabilities & Provisions	6300.72	5706.82
Total Equity & Liabilities	67776.50	66302.03
ASSETS		
PPE (incl. investment property)	18912.97	19168.10
Capital Work in Progress	18387.54	17754.48
Right of Use Assets	1747.11	1752.92
Intangible Asset	3.37	3.52
Non Current Financial Asset	10025.35	9782.22
Non Current Assets (Others)	3624.39	3560.71
Regulatory Asset	7109.34	7063.31
Trade Receivables	4061.56	3206.02
Cash and Bank Balances	765.31	913.96
Current Assets (Others)	3139.56	3096.79
Total Assets	67776.50	66302.03

Debtors Position

Rs. In Crore

10

Total Debtors (in Crs.)

S. N.	Particulars	As on 30.06.2021	As on 31.03.2021	As on 31.12.2020	As on 30.09.2020	As on 30.06.2020
1	Trade Receivables	4062	3206	4059	4860	4442
2	More than 45 days*	2429	1804	3233	3574	3434

Top Five Debtors* (in Crs.)

Name	30.06.2021		31.03.2021	
	Total	More than 45 days	Total	More than 45 days
PDD, J&K (Incl. JKPCCL)	1594	1350	1147	986
WBSEDCL	925	776	847	46
UPPCL, UP	599	183	462	298
PSPCL, Punjab	313	30	333	215
JDVNL	141	3	128	68

* Net of Provision.

Incentives Position

Comparative Incentive YoY (in Crs.)

Sl.	Particulars	FY21-22					FY20-21				
		Q-1	Q-2	Q-3	Q-4	Total	Q-1	Q-2	Q-3	Q-4	Total
1	Secondary Energy	0.00	-	-	-	0.00	0.00	22.80	46.88	146.93	216.61
2	Incentives	134.64	-	-	-	134.64	148.25	136.54	75.11	49.74	409.64
3	Deviation Chrgs.	38.03	-	-	-	38.03	34.58	44.51	39.42	38.45	156.96
	G. Total	172.67	-	-	-	172.67	182.83	203.85	161.41	235.12	783.21
4	PAF	91.42%	-	-	-	91.42%	90.98%	91.65%	83.11%	73.51%	84.87%

Supplements

Power Station With Highest PAF Incentive : Salal (Rs. 24 Cr. PAF : 101.56%, NAPAF : 64%)

Power Station with highest Deviation Charges: Salal (Rs. 14 Cr.)

Power Station Giving Best Generation : Uri-II (46% of the annual design energy)

Supplements

Power Station with Highest PBT- Dulhasti (Rs. 184 Crs)

NHPC Profit per MW: Rs. 17 lakhs (Q1 FY'22), Rs. 13 lakhs (Q1 FY'21)

NHPC Profit per Employee: Rs. 17 lakhs (Q1 FY'22), Rs. 12 lakhs (Q1 FY'21)

Key Financials : Q1 FY'22

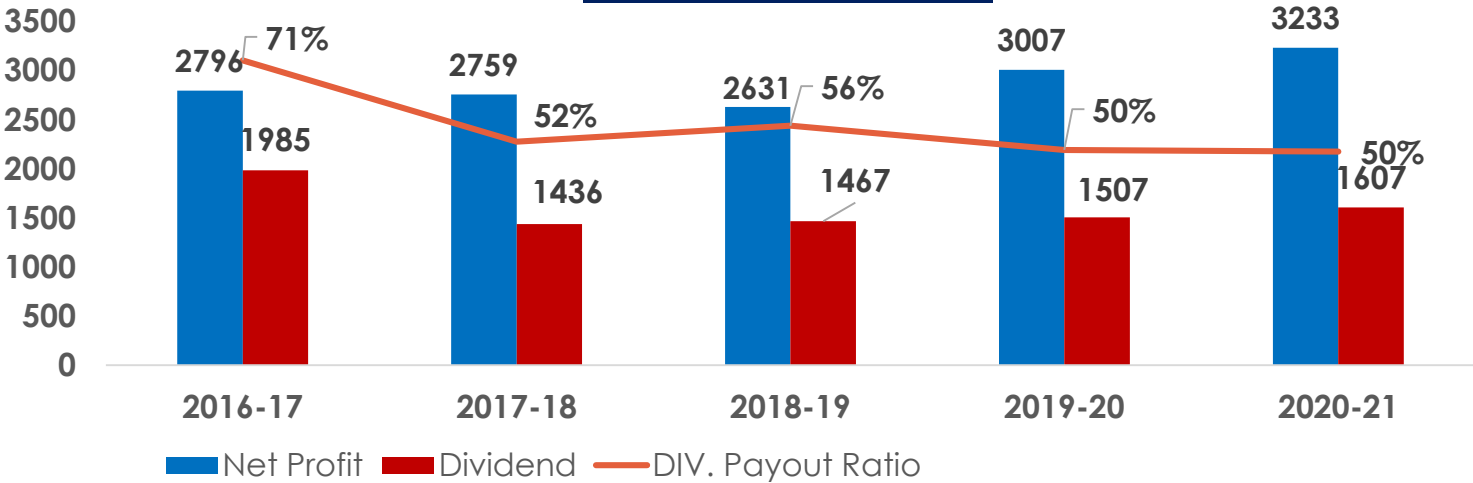
12

₹ In Crore

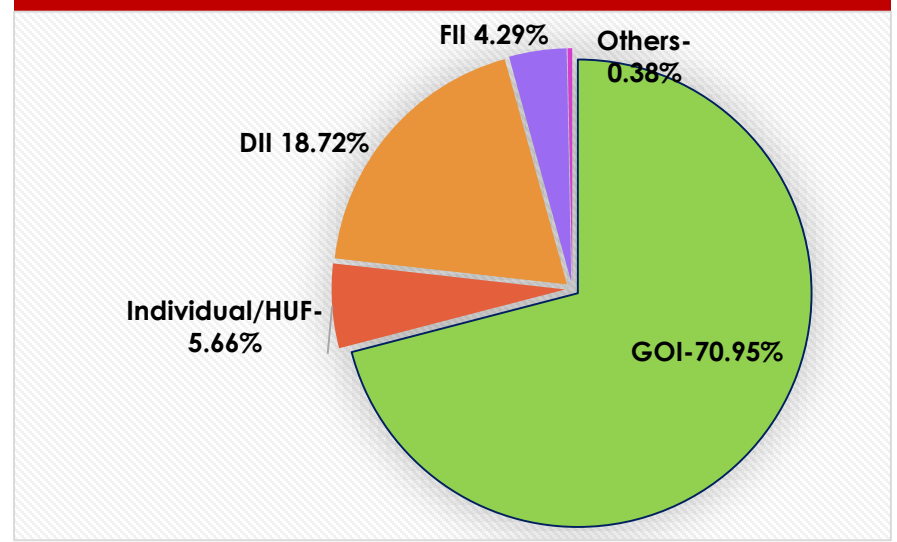
P&L	Standalone
Total Income	2373
EBITDA	1483
EBITDA Margin	62%
PAT	912
Profit Margin	38%
Dividend Pay Out (FY'21)	Rs. 1.60 Per Share/ 50% of Profit

Balance Sheet	Standalone
Share Capital	10045
Net worth	32587
Long Term Debt	21170
Cash & Bank Bal.	765
Gross Block	38777
CWIP	18388

Dividend Pay out



Shareholding pattern as on 30.06.2021



NHPC – Key Ratios

S. No.	Particulars	Q1 FY'22		FY'21	
Particulars		Standalone	Consolidated	Standalone	Consolidated
1.	PAT (Rs. in Cr.)	912.26	907.77	3233.37	3257.00
2.	Net-worth (Rs. in Cr.)	32587.01	34025.16	31647.31	33090.29
3.	No. of Equity Shares (In Cr.)	1004.50	1004.50	1004.50	1004.50
4.	EPS (Rs.)	0.91*	0.90*	3.22	3.24
5.	Earning Yield(%)**	3.50*	3.46*	11.97	12.04
6.	Dividend Per Share (Rs.)			1.60#	
7.	Dividend Yield(%)**			6.54	
8.	Book Value per share (Rs.)	32.44	33.87	31.51	32.94
9.	PB Ratio**	0.80	0.77	0.78	0.74
10.	PE Ratio**	7.14	7.22	7.59	7.55
11.	Return On Net worth (%)	2.80*	2.67*	10.22	9.84
12.	Market Capitalisation (Rs. in Cr.)**	26117		24560	
13.	Debt Equity Ratio	0.69	0.66	0.78	0.75

* Not annualised. **Stock Price (BSE): as on 12.08.2021 Rs. 26.00 & as on 31.03.2021 Rs. 24.45.

Including Final Dividend @ Rs. 0.35 per share recommended by BODs of the Company and is subject to approval of shareholders in AGM.

NHDC Ltd. (Subsidiary) – Snapshots : FY 20-21

Shareholding Pattern : 51:49 (NHPC : GoMP)

Installed Capacity : 1520 MW

Design Energy : 2092.76 MUs

Generation : 4236 MUs (FY'21), 4110 MUs (FY'20)

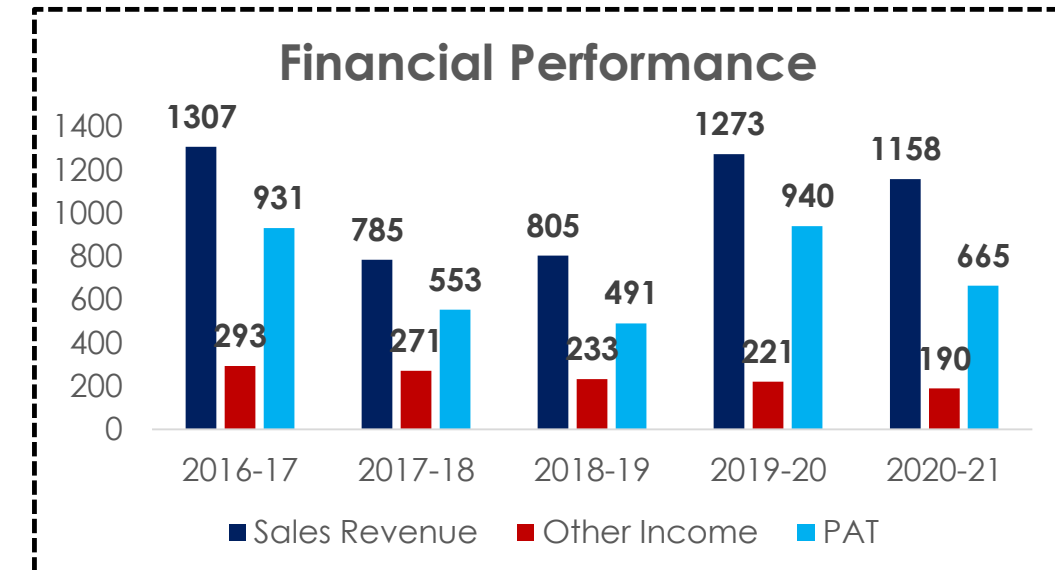
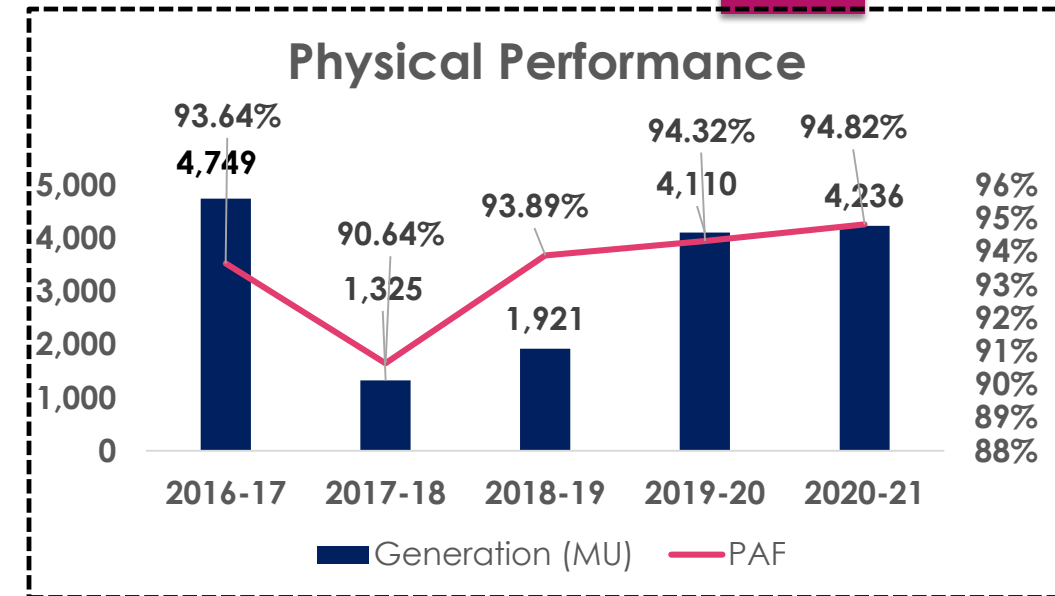
PAF : 94.82% (FY'21), 94.32% (FY'20)

Revenue from operations : Rs. 1158 Crs. (FY'21), 1273 Crs. (FY'20)

PAT : 665 Crs. (FY21), 940 Crs. (FY20)

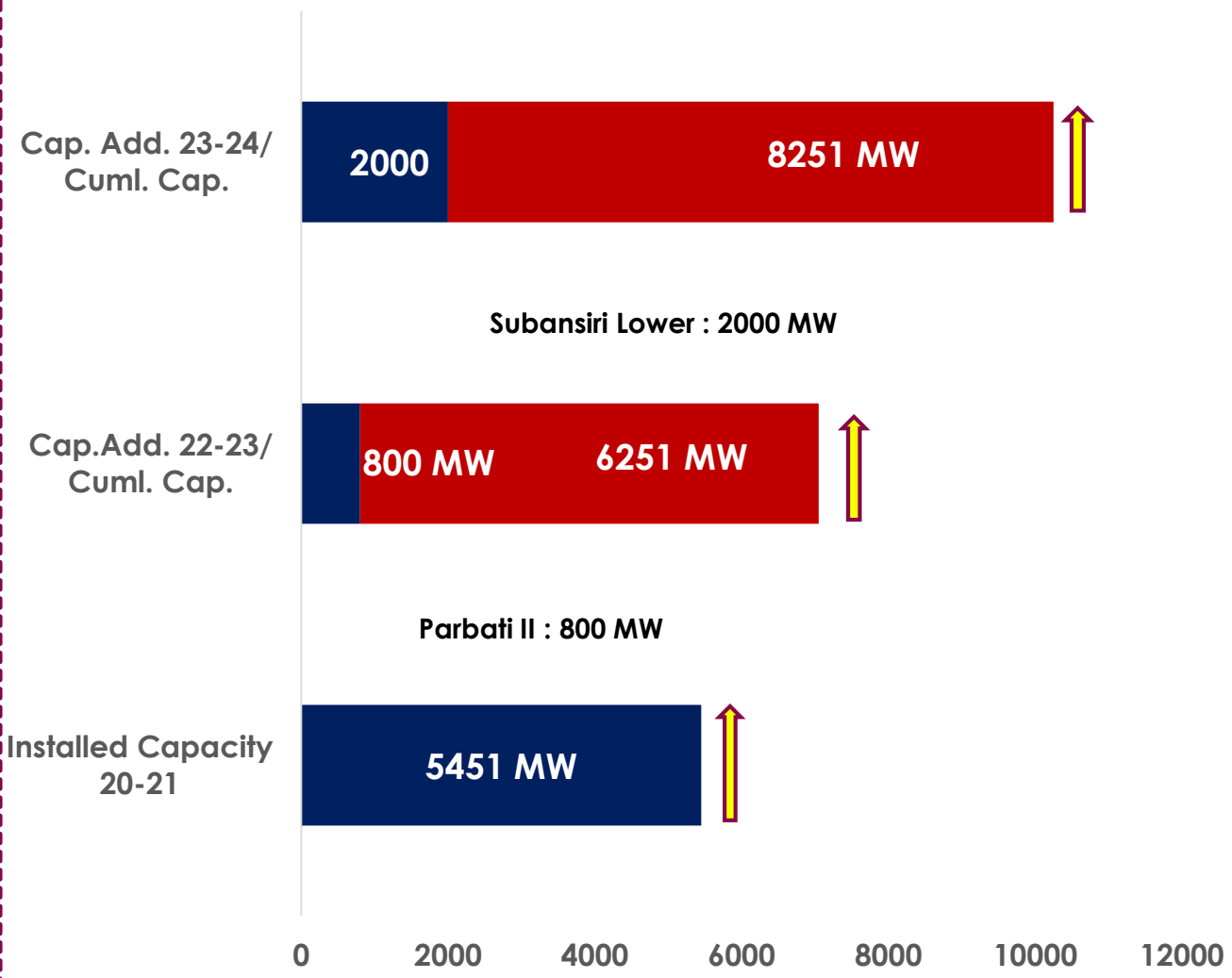
PAF Incentive : Rs. 34 Crs. (FY 21), Rs. 32 Crs. (FY 20)

Secondary Energy : Rs. 254 Crs. (FY 21), Rs. 235 Crs. (FY 20)

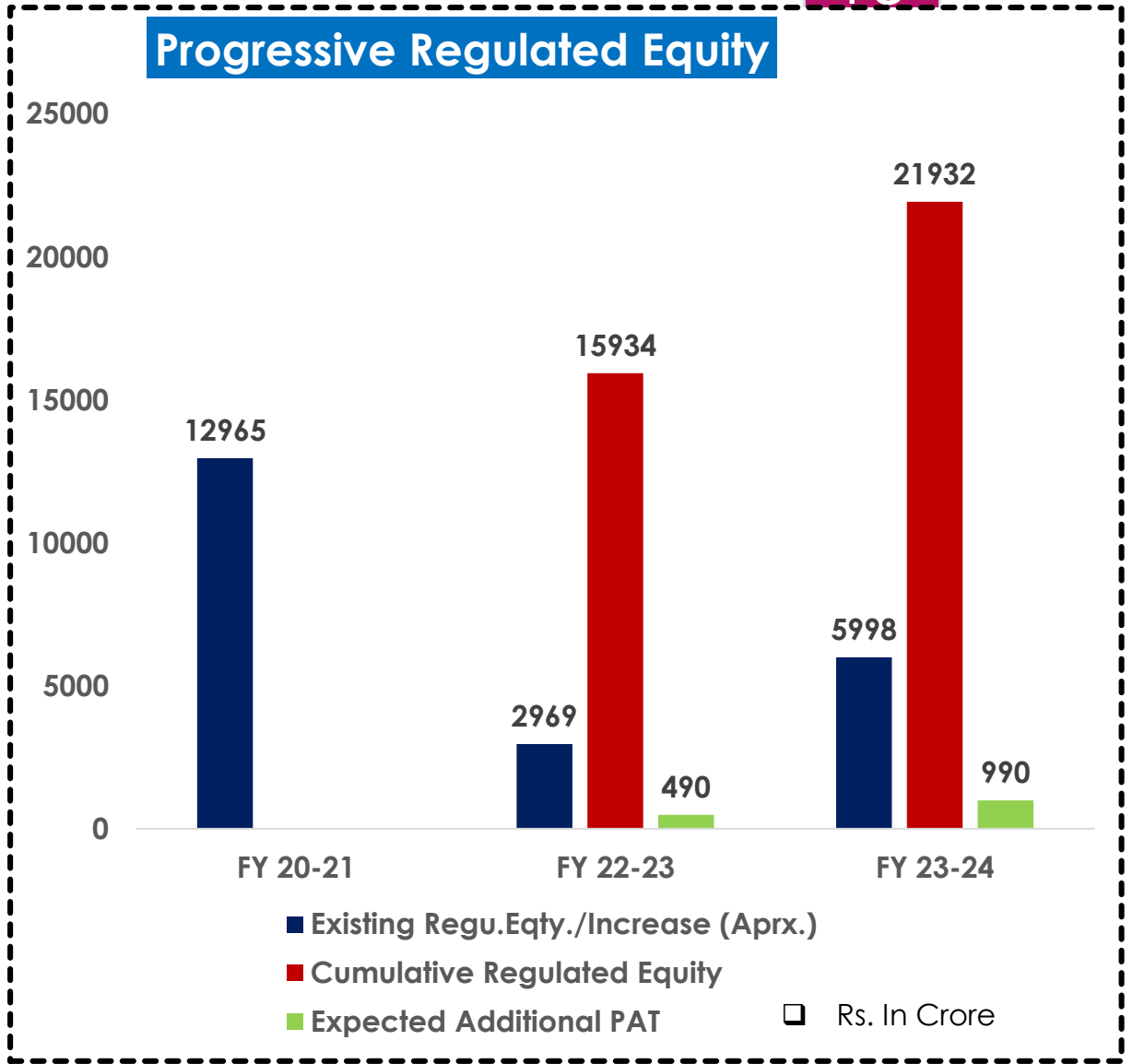


NHPC – Capacity Addition & Regulated Equity (Hydro)

Progressive Capacity Addition



Progressive Regulated Equity



Power Station with highest generation during Q1FY'22 : Salal (1094 MU, Annual D.E-3082 MU)



F.Y	Amount (Rs. In Crore)	Remarks
2014-15	2615	(Actual)
2015-16	2793	(Actual)
2016-17	2438	(Actual)
2017-18	2722	(Actual)
2018-19	2213	(Actual)
2019-20	4155	(Actual)
2020-21	3568	(Actual)
2021-22	9104	(BE)



- ❖ Ministry of Power vide letter dated 28.06.2021 conveyed its 'No objection' for setting up of 600 MW Solar Project in EPC Mode by NHPC inside Ultra Mega Renewable Energy Power Parks (UMREPP) scheme subject to approval of Government as per extant rules.
- ❖ MoU has been signed with Bihar State Hydroelectric Power Corporation Limited (BSHPC) on 14th June'21 for implementation of 130.1 MW Dagmara Hydro Electric Project in Supaul district of Bihar. The project is the largest hydropower project in Bihar and shall be implemented by NHPC on ownership basis.
- ❖ Public Investment Board (PIB) had recommended 850 MW Ratle HE Project for implementation. The new joint venture of NHPC and Jammu & Kashmir State Power Development Corporation Limited (JKSPDC) by which the project shall be implemented has been incorporated namely "Ratle Hydroelectric Power Corporation Limited" on 1st June'21. Ministry of Power has conveyed the Government investment sanction for implementation of Ratle HE Project at an amount of Rs.5281.94 crore.
- ❖ Power Purchase Agreement (PPA) has been signed between NHPC and State Discom, GRIDCO on 19.05.2021 for 40 MW Solar PV Project in Ganjam District and LOA for EPC Contract has also been issued to M/s Tata Power Solar Systems Limited on 24.05.2021.
- ❖ Chutak and Nimoo Bazgo Power Stations of NHPC have been certified under Clean Development Mechanism (CDM) of United Nation Framework Convention on climate Change (UNFCCC). CDM Registry, UNFCCC have issued 59811 and 141423 Certified Emission Reductions (CERs) for the CDM Project activity of these power stations respectively.

Renewable Energy

☐ Solar Energy



Clean Power For EVERY HOME

A (i) Standalone (Ownership Based)

(a) Works Awarded

S.No	Name of Project	Capacity (MW)	Estimated Capital cost	Expected Commissioning Schedule	Tariff (Rs./unit)	Status of PPA
1	Solar Power Project, Ganjam (Odisha)	40	178.00	2022-23	2.75	PPA Signed with GRIDCO
Total-(a)		40	178.00			

(b) Tender Stage

S.No	Name of Project	Capacity (MW)	Estimated Capital cost	Expected Commissioning Schedule	Tentative Tariff (Rs./unit)	Status of PPA
1	Floating Solar, West Kallada (Kerala) under UMREPP	50	250.00	2022-23	3.40	PPA to be signed with KSEB as per discovered tariff after tender finalization
2	Ground Mounted Solar, Jaisalmer (Rajasthan) under UMREPP	600	3000.00	2022-23	2.60	PPA to be explored after tender finalization as per discovered tariff
3	Solar Project, Tamilnadu	500	2500.00	2022-23	2.60	PPA to be explored after tender finalization as per discovered tariff
4	Solar Project, Tamilnadu	100	500.00	2022-23	2.60	
Total-(b)		1250	6250.00			

A (i) Standalone (Ownership Based)

(c) Under Pipeline

S.No	Name of Project	Capacity (MW)	Estimated Capital cost	Expected Commissioning Schedule	Tentative Tariff (Rs./unit)	Status of PPA
1	Solar Power Project, Deogarh (Odisha)	100	480.00	2022-23	3.25	Consent for PPA requested from GRIDCO
	Total-(c)	100	480.00			
Sub Total Standalone (Ownership Based) -A(i): (a+b+c)		1390	6908.00			

A (ii) Standalone (As Intermediary Procurer)

(a) Works Awarded

S.No	Name of Project	Capacity (MW)	Estimated Capital cost	Expected Commissioning Schedule	Tariff (Rs./unit)	Status of PPA
1	Projects through Solar Power Developers, Rajsthan	2000	0.00	2022-23	2.55 (1600 MW) 2.56 (400 MW)	PPA and PSA signed. Tariff adopted by CERC
	Total-(a)	2000	0.00			

(b) Under Pipeline

S.No	Name of Project	Capacity (MW)	Estimated Capital cost	Expected Commissioning Schedule	Tentative Tariff (Rs./unit)	Status of PPA
1	Solar, Wind & Storage Hybrid Projects Developers	1000	0.00	2022-23	To be discovered	To be explored subsequently
	Total-(b)	1000	0.00			
Sub Total Standalone (As Intermediary Procurer)-A(ii): (a+b)		3000	0.00			
Grand Total-A:[A(i)+A (ii)]		4390	6908.00			

B. JV Mode

(a) Works Awarded

S.No	Name of Project	Capacity (MW)	Estimated Capital cost	Expected Commissioning Schedule	Tentative Tariff (Rs./unit)	Status of PPA
1	Solar Power Project, Kalpi (UP) (JV-BSUL)	65	312.00	2021-22	3.02	In process with UPPCL
Total- (a)		65	312.00			

(b) Tender Stage

S.No	Name of Project	Capacity (MW)	Estimated Capital cost	Expected Commissioning Schedule	Tentative Tariff (Rs./unit)	Status of PPA
1	Floating Solar Project, Odisha (Proposed JV between NHPC (74%) & GEDCOL (26%))	500	2500.00	2023-24	3.50	To be explored by JVC with State Discom
2	Solar Park, Madhogarh (U.P.) (JV-BSUL)	45	210.00	2022-23	3.30	To be explored subsequently
3	Solar Park, Mirzaour (U.P.) (JV-BSUL)	100	480.00	2022-23	3.30	To be explored subsequently
Total- (b)		645	3190.00			

B. JV Mode

(c) Under Pipeline

S.No	Name of Project	Capacity (MW)	Estimated Capital cost	Expected Commissioning Schedule	Tentative Tariff (Rs./unit)	Status of PPA
1	Solar Park, Jalaun (U.P.) under UMREPP (JV-BSUL)	1200	840.00	2023-24	To be discovered	To be explored subsequently
	Total- (c)	1200	840.00			
Grand Total-B:(a+b+c)		1910	4342.00			

NHPC Projects At A Glance



NHPC-Energising India With Hydropower

S. No	NHPC Project & State/UT	Installed Capacity (MW)	Design Energy (MU)	Year of comm.	Capital Cost as on 31.03.21	Tariff (18-19) (Rs. /Kwh)*	Type of the project
1	Baira Siul (3x60) Himachal Pradesh	180	779.28	1981 (Sep)	204.86	2.04	Run of River (ROR) with small pondage
2	Loktak, (3*35) Manipur	105	448.00	1983 (May)	195.35	3.86	Storage
3	Salal, (6x115) Jammu & Kashmir	690	3082.00	1987 (Nov)	1067.82	2.35	ROR
4	Tanakpur, (3x40) Uttarakhand	94	452.19	1992 (Apr)	428.93	3.30	ROR
5	Chamera-I, (3x180) Himachal Pradesh	540	1664.55	1994 (Apr)	2108.03	2.28	Storage
6	Uri-I, (4x120) Jammu & Kashmir	480	2587.38	1997 (Apr)	3450.64	2.11	ROR
7	Rangit, (3*20) Sikkim	60	338.61	2000 (Feb)	511.98	3.81	ROR with small pondage
8	Chamera-II, (3*100) Himachal Pradesh	300	1499.89	2004 (Feb)	2021.80	2.01	ROR with small pondage
9	Dhauliganga-I, (4x70) Uttarakhand	280	1134.69	2005 (Oct)	1770.79	2.43	ROR with small pondage.
10	Dulhasti, (3x130) Jammu & Kashmir	390	1906.8	2007 (Mar)	5253.80	6.00	ROR with small pondage

NHPC – Projects in Operation... contd.

S.No.	NHPC Project	Installed Capacity (MW)	Design Energy (MU)	Year of Comm.	Capital Cost as on 31.03.21	Tariff (18-19) (Rs. /Kwh)*	Type of the project
11	Teesta-V, (3x170) Sikkim	510	2572.70	2008 (Mar)	2839.85	2.33	ROR with small pondage
12	Sewa-II, (3x40) Jammu & Kashmir	120	533.53	2010 (Jun)	1152.71	5.48	ROR with small pondage
13	Chamera-III , (3x77) Himachal Pradesh	231	1108.17	2012 (Jun)	2141.40	3.94	ROR with small pondage
14	Chutak , (4x11) Jammu & Kashmir	44	212.93	2013 (Jan)	947.93	9.24	ROR
15	TLDP-III, (4x33) West Bengal	132	594.07	2013 (Mar)	1931.49	5.03	ROR with small pondage
16	Nimoo Bazgo, (3x15) Jammu & Kashmir	45	239.33	2013 (Jan)	1073.96	10.69	ROR with small pondage
17	Uri –II, (4x60) Jammu & Kashmir	240	1123.77	2014 (Feb)	2443.78	5.16	ROR
18	Parbati-III (4x130) Himachal Pradesh	520	1963.29	2014 (May)	2726.61	3.08	ROR with small pondage
19	TLDP IV (4x40), West Bengal	160	717.72	2016 (Aug)	1698.86	4.62	Run of River with small pondage
20	Kishanganga (3x110) Jammu & Kashmir	330	1712.96	2018 (Mar)	5935.46	4.10	Run of River with Pondage
	Total-A	5451	24671.86		39906.05	3.41	* Tariff for 2019-20 and 2020-21 yet to be notified.

NHPC – Projects in Operation... contd.

Renewable Energy

27

S.No	Project	Installed Capacity (MW)	Design Energy (MU)	Year of Comm.	Capital Cost as on 31.03.2021	Tariff 20-21 (Rs./unit)	Place of Project
1	Wind Power	50	94.25	2016	330.40	3.67	Lakhmana, Jaisalmer
2	Solar Power	50	105.96	2018	290.59	4.41	Theni/Dindigul District, Tamilnadu
	Total-B	100	200.21		620.99		
	Sub Total Stand-alone(A+B)	5551	24872.07		40527.04	3.42	

Operational Projects with Subsidiary

S.No	Project	Installed Capacity (MW)	Design Energy (MU)	Year of Comm.	Capital Cost	Tariff 18-19 (Rs./Kwh)*	Type of the project
1	Indrasagar, (8x125) Madhya Pradesh	1000	1423.26	2005	4865.09	3.70	Storage
2	Omkareshwar, (8x65) Madhya Pradesh	520	669.50	2007	3152.66	5.25	Storage
	Total-C	1520	2092.76		8017.75		* Tariff for 2019-20 and 2020-21 yet to be notified.
	Grand Total-D:(A+B+C)	7071	26964.83				

NHPC: Projects Under Construction

Project Under Construction-Standalone

NHPC Project	Installed Capacity (MW)	Design Energy (MU)	Type of the project	CCEA Estimated Cost (Rs. Crore) (Price Level)	Anticipated Project Cost (Rs. Crore)	Provisional Project Expenditure till -June'21 (Rs. Crore)	Expected Commissioning Schedule
Subansiri Lower (8X250) Assam/ Ar. Pradesh	2000	7422	Run of River	6285.33 (Dec'02)	19992.43 (Jan'20)	13799.38	FY 23-24 (Q-2)
Parbati II (4X200) Himachal Pradesh	800	3125	Run of River with small pondage	3919.59 (Dec'01)	9897.59 (Apr'20)	9042.79	FY 22-23 (Q-4)
Total (A)	2800	10547		10204.92	29890.02	22842.17	

Project Under Construction-Subsidiary

NHPC Project	Installed Capacity (MW)	Design Energy (MU)	Type of the project	CCEA Estimated Cost (Rs. Crore) (Price Level)	Anticipated Project Cost (Rs. Crore)	Provisional Project Expenditure till -June'21 (Rs. Crore)	Expected Commissioning Schedule
Teesta-VI (4X125) Sikkim	500	2400	Run of River	5748.04 (July'18)	5748.04 (July'18)	1040.50	FY 23-24 (Q-4)
Rangit-IV (3X40) Sikkim	120	508	Run of River with small pondage	938.29 (Oct'19)	938.29 (Oct'19)	165.00	FY 24-25 (Q-1)
Total (B)	620	2908		6686.33	6686.33	1205.50	

NHPC: Projects Under Construction

Project Under Construction-JV

NHPC Project	Installed Capacity (MW)	Design Energy (MU)	Type of the project	CCEA Estimated Cost (Rs. Crore) (Price Level)	Anticipated Project Cost (Rs. Crore)	Provisional Project Expenditure till – June'21 (Rs. Crore)	Expected Commissioning Schedule
Pakal Dul (4X250) UT of J&K	1000	3330	Run of River	8112.12 (Mar'13)	8112.12 (Mar'13)	1148.19	FY 25-26 (Q-2)
Kiru (4X156) UT of J&K	624	2272	Run of River	4287.59 (July'18)	4287.59 (July'18)	320.03	FY 24-25 (Q-2)
Rattle (4X205+30) UT of J&K	850	3137	Run of River	5281.94 (Nov'18)	5281.94 (Nov'18)	53.50	FY 25-26 (Q-4)
Total (C)	2474	8739		17681.65	17681.65	1521.72	
Total (A+B+C)	5894	22194		34572.90	54258.00	25569.39	

S.No.	Projects	Installed Capacity (MW)	Design Energy (MUs)	Cost (In Crore) & PL	Status
1	Teesta-IV (4x130) (Sikkim)	520	2252	6113 (Apr'21)	<ul style="list-style-type: none"> All statutory clearances have been received except forest clearance (stage-II). FRA Compliance is underway. Approval for pre-investment activities has been received. Draft PIB Memo at Apr'21 PL has been submitted to MoP on 24.06.2021.
2	Dibang (12x240) (Ar. Pradesh)	2880	11223	32066 (May'21)	<ul style="list-style-type: none"> Concurrence to Project, Environment Clearance, Forest Clearance (Stage-I) and FRA clearance has been received. CCEA approval for Rs. 1600 crore to incur expenditure on pre-investment activities & balance clearances of the project has been accorded. Forest Clearance (Stage-II) has been accorded on 12.03.2020. Matter regarding cost of compensation for land acquisition is subjudice. CEA vetted the hard cost of Rs 2551.74 crore on 18.03.2021. Accordingly IDC, Tariff and EIRR/FIRR calculation on the basis of vetted hard cost and phasing submitted to CEA on 12.04.2021 which is under examination at CEA.
3	Dagmara (Bihar)	130.10	405	2436	<ul style="list-style-type: none"> MoU has been signed on 14.06.2021 for implementation of Project by NHPC on ownership basis. As per MoU, Govt. of Bihar has consented to sign the PPA for 100 % power to be generated. Govt. of Bihar has sanctioned grant of Rs. 700 Crs. DPR submitted by Bihar State Hydroelectric Power Corporation (BSHPC) is under examination in CEA/CWC.
4	Dugar (Himachal Pradesh)	500	1758	4392 (Apr'21)	<ul style="list-style-type: none"> MoU was signed on 25.09.2019 between NHPC and Govt. of Himachal Pradesh. Project Installed capacity revised from 449 MW to 500 MW as per Power Potential Study by HPA, CEA on 22.10.2020, resulting increase in design energy from 1610 MU to 1758.40 MUs. Detailed Project Report (DPR) has been submitted to CEA on 25.11.2020. DPR is under examination at CEA/CWC. Amendment in TOR was sought from MoEF&CC which was recommended by EAC of

S.No.	Projects	Installed Capacity (MW)	Design Energy (MUs)	Cost (In Crore) & PL	Status
5	Bursar (UT of J&K)	800	1924	25774 (Aug'19)	<ul style="list-style-type: none"> DPR has been submitted to CEA on 06.01.17 & is under examination at CEA/CWC. Defence clearance, wildlife clearance has been accorded. Environment clearance recommended by MoEF&CC but issue of EC letter is pending for want of Forest clearance which is in process.
6	Goriganga –III A (Uttarakhand)	150	645	2278 (Jul'19)	<ul style="list-style-type: none"> ToR for the project available. EIA /EMP studies in process. Final notification for Demarcation of Eco-sensitive zone for Ascot wildlife Sanctuary is yet to be notified. DPR prepared and submitted to CEA on 30.03.18/02.04.2018. Project removed from appraisal list by CEA on account of high tariff (LT - Rs. 8.35/unit).
7	Tawang –I (3x200) (Ar. Pradesh)	600	2963	5911 (Nov'20)	<ul style="list-style-type: none"> All statutory Clearances have been received except Forest clearance. FRA compliance is underway and Basin Study Report has been submitted and accepted. After receipt of Forest Clearance (Stage-I), the process for PIB / CCEA shall be initiated. Approval of Pre-investment activities is available.
8	Tawang –II (4x200) (Ar. Pradesh)	800	3622	7515 (Nov'20)	<ul style="list-style-type: none"> All statutory clearances received except forest clearance (stage-II). FRA Compliance is underway. Approval of pre-investment activities is available.
9	Sawalkot (6x225+1x56) (UT of J&K)	1856	7995	20872 (Nov'20)	<ul style="list-style-type: none"> MOU has been signed between NHPC Ltd. and JKSPDCL on 03.01.2021. The project shall be executed by NHPC on BOOT basis for the period of 40 years. The project is under handover/takeover stage.
Total		8236.10	32787	107357	

NHPC –JV Projects Under Clearance



Projects Under JV

S. No	Projects	Installed Capacity (MW)	Design Energy (MUs)	Cost (In Cr.) & PL	Status
1	Kwar (4x135) UT of J&K (JV between NHPC (49%) JKSPDC (49%), & PTC (2%))	540	1976	4633 (Sept'20)	<ul style="list-style-type: none"> All clearances are available. UT of JK has conveyed its approval vide letter dated 11.11.2020 for exemptions of free power & water usage charges for first 10 years and waiver of SGST of all supplies. Draft PIB Note has been circulated by MoP amongst various ministries vide O.M. No. 14/3/221-Fin dt 15.02.2021. Replies to all scrutinising departments / agencies stands submitted. The processing of draft PIB note by MOP is held up for want of consent from Govt of UT of J&K.
2	Kirthai-II (6x140 + 2x35 + 2x10)	930	3442	6384 (Feb'20)	<ul style="list-style-type: none"> MOU has been signed between NHPC Ltd. and JKSPDCL on 03.01.2021. The project shall be executed by M/s CVPPPL on the same terms and conditions of that of Pakaldul, Kiru & Kwar H E Projects. JKSPDC has formed a committee to expedite handing over- taking over process Vide letter dated 04.02.2021.
TOTAL		1470	5418	11017	

Projects Under JV

S.No	Projects	Installed Capacity (MW)	Design Energy (MUs)	Cost (In Cr.) & PL	Status
Foreign Assignment Under JV Scheme					
1	Chamkharchhu (Bhutan)	770	3344	7021 (Dec 16)	<ul style="list-style-type: none"> Project to be developed by JVC of NHPC and DRUKGreen Power Corporation, Bhutan. Joint venture Agreement cum Share Holder's Agreement of proposed JV Company is ready for signing. SHA & AOI shall be signed after finalisation of concession agreement with RGoB & CCEA approval of Gol. Revised draft material for PIB Memorandum submitted to MoP on 23.06.2017 & PIB memo circulated by MoP on 08.09.2017. Reply to all observations of various agencies stand submitted. NHPC vide letter dated 23.06.2020 has requested MoP to take up the issue of finalization of Concessional Agreement with MEA. PIB memo circulated by MOP on 08.09.2017. Comments of CEA, MEA , NITI Aayog, DOE (MoF), DEA (MoF) have been replied. MOP on 01.02.18 was requested to take up the matter with MEA for finalization and signing of concession Agreement with DGPC, Bhutan. Concession Agreement was sent to Druk Green Power Corporation on 15.01.2021 for seeking in principle consent from DHPS, RGOB. In reply, DGPC refused to give consent vide their letter dt 20.01.2021.
JV Grand Total		2240	8762	18038	

Projects Under Subsidiary

S.No	Projects	Installed Capacity (MW)	Design Energy (MUs)	Cost (In Cr.) & PL	Status
1	Loktak D/S (2x33) Manipur	66	333.76	1311 (Jul 20)	<ul style="list-style-type: none"> All statutory clearances of project except CCEA are available. Tendering of all major works is in process. PPA signed between Govt. of Manipur and LDHCL on 31.08.2020. PIB Memo meeting held on 14.07.2021. Minutes of Meeting are awaited.
TOTAL		66	333.76	1311	

NHPC –Projects Under Survey & Investigation



S. No.	Projects	State	Installed Capacity (MW)	Status
Projects Under FR/DPR Preparation				
1	Garba Tawaghat	Uttarakhand	630	<ul style="list-style-type: none"> Implementation of the project is held up due to the following reasons: <ol style="list-style-type: none"> To take up the matter at appropriate forum for obtaining consent of Govt. of Nepal. Issuance of final Notification of boundary of Eco-Sensitive zone of Askot Wildlife Sanctuary by MoEF. 8th Indo-Nepal meeting was held on 10th-11th December 2020, but the matter was not kept in final agenda, though its inclusion as agenda point was proposed by NHPC. A letter dtd 15.01.2021 has been sent by CMD, NHPC to Secy. (Water Resource) with a request to take up the matter with Govt. of Nepal/appropriate forums for clearance under Mahakali Treaty.
2	Dulhasti Stage-II	UT of Jammu & Kashmir	258	<ul style="list-style-type: none"> MOU has been signed between NHPC Ltd. and JKSPDCL on 03.01.2021. The project shall be executed by NHPC on BOOT basis for the period of 40 years. 1st Consultation Meeting with CEA for preparation of DPR was held on 17th Mar'2021 and MOM was issued on 25.03.2021. Further activities for preparation of DPR are in progress. MoEF&CC vide letter dated 16.07.2021 has conveyed the approval to the ToR for EIA/ EMP studies of the project.

NHPC –Projects Under Survey & Investigation

36

S. No.	Projects	State	Installed Capacity (MW)	Status
Projects Under FR/DPR Preparation				
3	Uri-I Stage-II	UT of Jammu & Kashmir	240	<ul style="list-style-type: none"> • MOU has been signed between NHPC Ltd. and JKSPDCL on 03.01.2021. • The project shall be executed by NHPC on BOOT basis for the period of 40 years. • 1st Consultation Meeting with CEA for preparation of DPR was held on 15th Feb'2021 and MOM issued on 22.02.2021. • CEA-HPA division during examination of power potential studies, vide letter dated 12.04.2021 has recommended that: "it is advised that the developer may drop the planned Uri-I Stage-II project and fully utilize existing project in national interest". • NHPC has requested CEA to review the power potential studies vide letter dated 21.4.2021. • MOEF&CC vide letter Dated.10.06.2021 has conveyed the approval to the TOR.
	Total		1128	



Thank
You

