



एनएचपीसी लिमिटेड

(भारत सरकार का उद्यम)

NHPC Limited

(A Govt. of India Enterprise)

फोन/Phone: 0129-2278018

दिनांक/Date: 10.08.2022

संदर्भ सं./Ref. No. NH/CS/199

Manager/ मैनेजर, Listing Department/ लिस्टिंग विभाग, M/s BSE Limited/ बीएसई लिमिटेड, Phiroze Jeejeebhoy Towers, Dalal Street/ फिरोज जीजीभोय टावर्स, दलालस्ट्रीट, Mumbai/ मुंबई -400 001 Scrip Code: 533098	General Manager/ महाप्रबंधक, Listing Department/ लिस्टिंग विभाग, M/s National Stock Exchange of India Limited/ नेशनल स्टॉक एक्सचेंज ऑफ इंडिया लिमिटेड, Exchange Plaza, Bandra Kurla Complex/ एक्सचेंज प्लाजा, बान्द्रा कुर्ला कॉम्प्लेक्स, Bandra (E)/ बान्द्रा (ई), Mumbai/ मुंबई - 400 051 Scrip Code: NHPC
--	---

ISIN No. INE848E01016

Sub: Presentation on Un-audited Financial Results for the 1st quarter of FY 2022-23

विषय: वित्त वर्ष 2022-23 की पहली तिमाही के गैर-लेखापरीक्षित वित्तीय परिणामों पर प्रस्तुति

Sirs/महोदय,

The Board of Directors in its meeting held today i.e. Wednesday, August 10, 2022 had inter-alia approved the Un-audited financial results (Standalone and Consolidated) of the Company for the quarter ended on 30th June, 2022. In this regard, Investor Presentation for the Q1 FY 2022-23 has been prepared for the benefit of Shareholders of the company (attached).

You are requested to kindly take the presentation on record and disseminate the same for information of shareholders. The presentation is also hosted on the website of the Company i.e. www.nhpcindia.com under Investor Corner tab.

This is for your information and records.

निदेशक मंडल ने आज यानी बुधवार, 10 अगस्त, 2022 को हुई अपनी बैठक में अन्य मामलों के साथ-साथ 30 जून, 2022 को समाप्त तिमाही के लिए कंपनी के गैर-लेखापरीक्षित वित्तीय परिणामों (स्टैंडअलोन और समेकित) को मंजूरी दी है। इस संबंध में, कंपनी के शेयरधारकों के लाभ के लिए FY 2022-23 के Q1 के लिए प्रस्तुति तैयार की गई है (संलग्न)।

आपसे अनुरोध है कि कृपया प्रस्तुति को रिकॉर्ड में लें और शेयरधारकों की जानकारी के लिए इसे प्रसारित करें। प्रस्तुति को कंपनी की वेबसाइट www.nhpcindia.com पर इन्वेस्टर कॉर्नर टैब के तहत भी होस्ट किया गया है।

यह आपकी जानकारी और रिकॉर्ड के लिए है।

धन्यवाद ।

भवदीय,

(रूपा देव)

कंपनी सचिव

संगलन: उपरोक्तानुसार



Clean Power For Every Home



INVESTOR PRESENTATION FINANCIAL YEAR 22-23 : June 2022



Presentation Outline

2

NHPC Today

Financial Highlights

Financial Ratios

Renewable Energy

Projects At Glance



Our Vision: To be a global leading organization for sustainable development of clean power through competent, responsible and innovative values.



Subansiri Lower Project



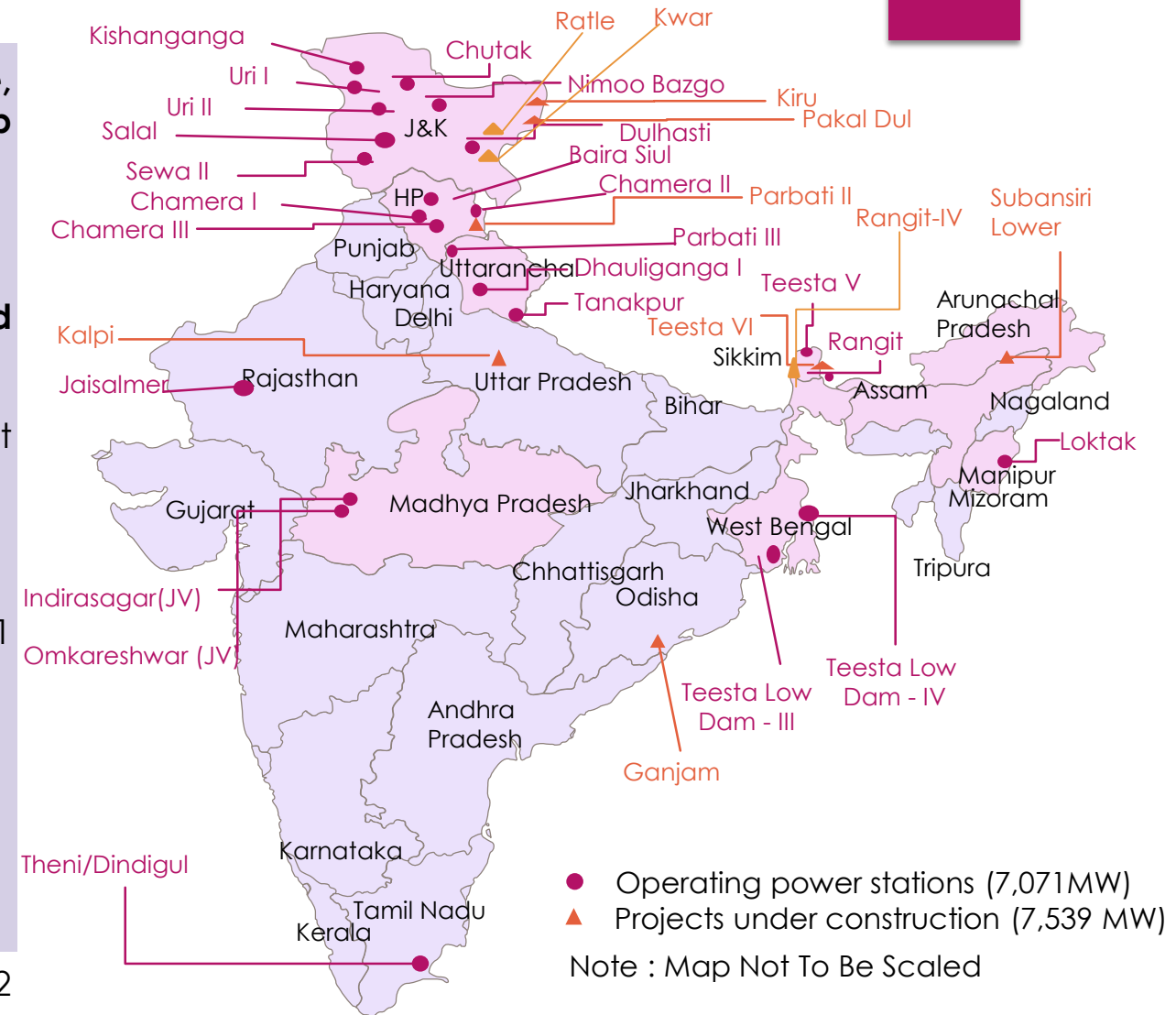
Teesta V, Sikkim

PHYSICAL SNAPSHOT

4

- Incorporated in 1975 with authorised capital of Rs. 200 crore, the present authorised capital is Rs.15000 crore (Paid Up Capital Rs.10,045 crore)
- Mini-Ratna Category-I PSU (since Apr-08)
- Established track record, strong operational performance and in-house engineering capabilities
- Involved across the entire chain of hydro power project development – from concept to commissioning.
- Presence across 13 states.
- 15% share of installed hydro-electric capacity in India (6,971 MW out of 46,850 MW*).
- Consultancy business.
- Power trading business.
- Exposure to international business opportunities.

* Source-CEA as on 30.06.2022



7071 MW installed capacity (6971 MW Hydro & 100 MW Renewable Energy) through 24 power stations

PHYSICAL SNAPSHOT

5

Installed Capacity

- ❖ Power Stations under Operation-22 Nos. (5551 MW*)
- ❖ Power Stations with Subsidiary (NHDC) - 2 Nos. (1520 MW)
- ❖ Total Operational Projects – 24 Nos. (7071 MW)

Under Construction

- ❖ Projects Under Construction (including Subsidiary & JV) :-
 - Hydro & Solar - 13 Nos. (7539 MW)

Awaiting Clearances

- ❖ Projects Awaiting Clearances : -
 - Standalone - 5 Nos. (5996 MW)
 - Joint Venture - 1 No. (930 MW)
 - Subsidiary – 1 No. (66 MW)

Under Survey & Investigation

- ❖ Projects under Survey & Investigation - 2 Nos. (890 MW)

Hydro Power is 12% (46850 MW) of All India Installed Capacity (403760 MW**).

NHPC Contribution is 15% of Installed Hydro Power On Consolidated Basis.

Status	Capacity (MW)
Operational Projects	7,071
Projects Under Construction (including Subsidiary & JV)	7,539
Projects Under Clearance:	
Stand alone	5,996
JV Projects	930
Subsidiaries	66
Projects Under Survey & Investigation	890
Total	22,492

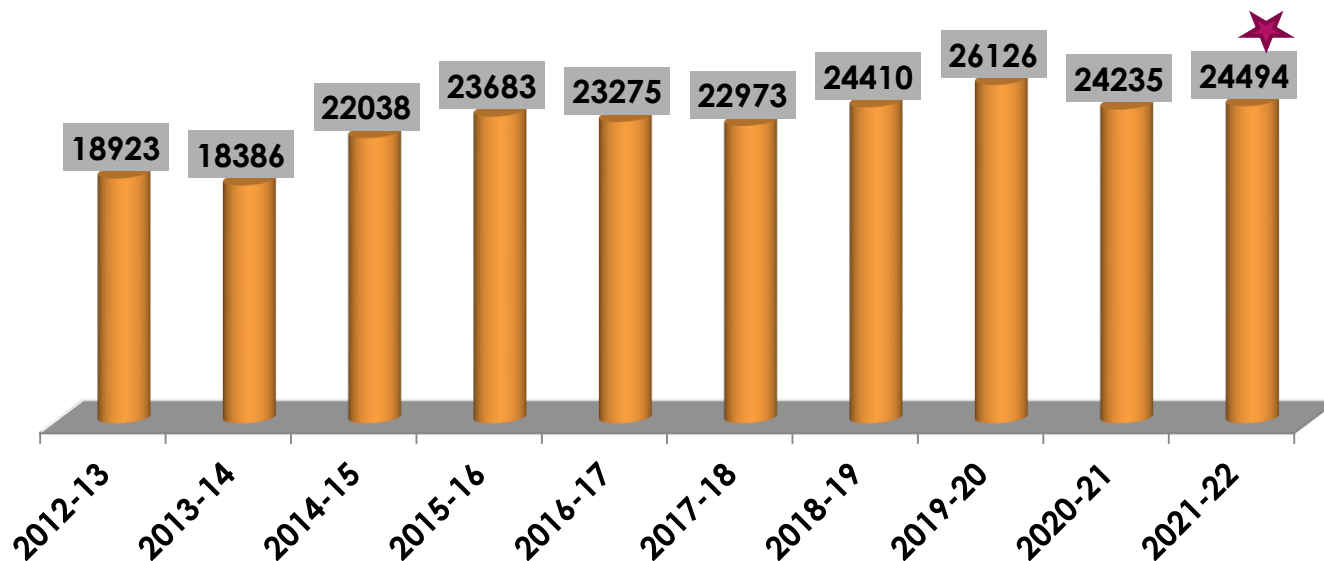
* Including 50 MW Wind Power Project, Jaisalmer & 50 MW Solar Power Project, Tamilnadu.

** Source-CEA as on 30.06.2022

NHPC 's Track Record – A Ten Year Digest

6

Standalone Generation (in M.U.)



Actual Q1 FY'23

Actual Q1 FY'22

• Country Generation
376 BU

• Country Generation
326 BU

• Share of Hydro Power
38 BU (10%)

• Share of Hydro Power
36 BU (11%)

• Share of NHPC (Hydro) Standalone
8010 MU (21%)

• Share of NHPC (Hydro)- Standalone
7193 MU (20%)

★ Hydro: 24329 MU(excl. infirm power of 361 MUs : Parbati II), Wind: 76 MU & Solar: 89 MU.

Financial Highlights



Sewa II, J&K



Chamera I, Himachal

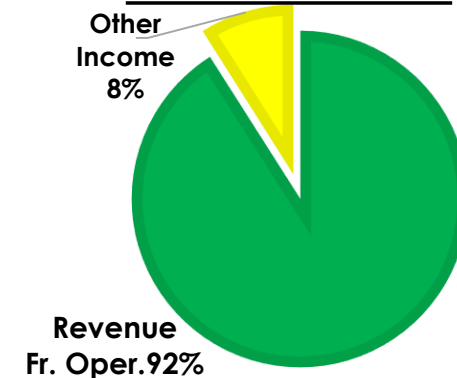
Clean Power For Every Home

Financial Highlights : Standalone

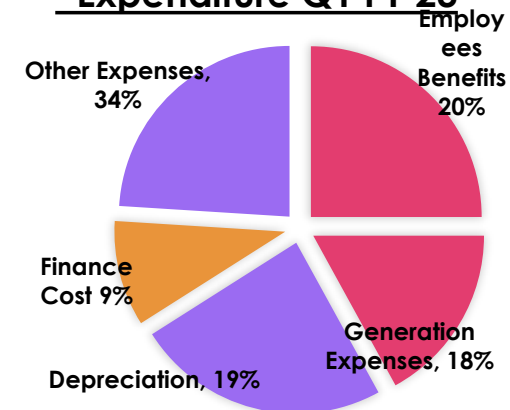
Particulars	FY'23	FY'22	% Change
	Qtr-1	Qtr-1	Qtr-1
Revenue from Operation	2594.36	2170.21	19.54
Other Income	216.45	203.05	6.60
Total Income (A)	2810.81	2373.26	18.44
Purchase of Power - Trading	103.86	0.00	100.00
Generation Expenses	270.10	262.46	2.91
Employee Benefits Expense	306.57	316.74	-3.21
Finance Cost	136.66	134.14	1.88
Depre. & Amort. Expense	287.35	279.15	2.94
Other Expenses	506.92	311.73	62.62
Total Expenditure(B)	1611.46	1304.22	23.56
PBT(Before RRA)(C=A-B)	1199.35	1069.04	12.19
Rate Regu. Income (D)	27.86	46.03	-39.47
PBT (After RRA) (E=C+D)	1227.21	1115.07	10.06
Tax (F)	177.63	202.81	-12.42
Profit After Tax (G=E-F)	1049.58	912.26	15.05

Revenue & Expenditure-Analysis

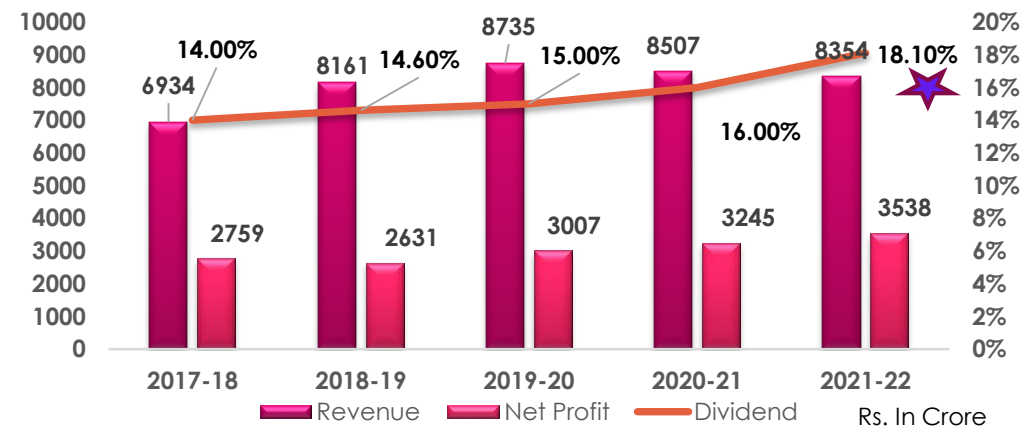
Revenue Q1 FY'23



Expenditure Q1 FY'23



Revenue Vs. Net Profit Vs. Dividend



★ Interim Dividend – 13.10% & Final Dividend 5.00%.

Statement of Assets & Liabilities

Rs. In Crore



Equity and Liabilities	Q1 FY'23	FY'22
Share Holder's Funds	34524.91	33486.10
Loan Funds-Long Term	23182.11	23179.49
Deferred Tax Liabilities	2040.00	2100.74
Other Long term Liabilities & Provisions	4157.59	4162.25
Current Liabilities & Provisions	6464.07	6057.77
Regulatory Deferral Account Credit Balances	1309.72	1313.27
Total Equity & Liabilities	71678.40	70299.62
ASSETS		
PPE (incl. investment property)	18764.29	19029.04
Capital Work in Progress	21294.35	20573.84
Right of Use Assets	1776.23	1783.12
Intangible Asset	2.73	3.11
Non Current Financial Asset	11657.71	10934.71
Non Current Assets (Others)	3665.18	3763.48
Regulatory Asset	6972.43	6948.11
Trade Receivables	4952.34	4621.48
Cash and Bank Balances	1124.50	1160.71
Current Assets (Others)	1468.64	1482.02
Total Assets	71678.40	70299.62

Debtors Position

Rs. In Crore



Total Debtors (in Crs.)

S. N.	Particulars	As on 30.06.2022	As on 31.03.2022	As on 31.03.2021	As on 31.12.2021	As on 30.09.2021
1	Trade Receivables	5488 (including unbilled debtors of Rs. 2139 Crs.)	4621 (including unbilled debtors of Rs. 1961 Crs.)	4532 (including unbilled debtors of Rs. 1358 Crs.)	3257	3428
2	More than 45 days*	1326	1024	1804	1304	1961

Top Five Debtors* (in Crs.)

Name	30.06.2022		31.03.2022	
	Total	More than 45 days	Total	More than 45 days
PDD, J&K (Incl. JKPCCL)	1805	1220	1393	931
UPPCL, UP	1344	0	1146	0
WBSEDCL	675	0	640	0
PSPCL, Punjab	489	1	452	5
Haryana	225	0	159	0

* Net of Provision

Incentives Position

Comparative Incentive YoY (in Crs.)

Sl.	Particulars	FY22-23					FY21-22				
		Q-1	Q-2	Q-3	Q-4	Total	Q-1	Q-2	Q-3	Q-4	Total
1	Secondary Energy	0.00	-	-	-	0.00	0.00	0.00	13.36	124.67	138.03
2	Incentives	171.44	-	-	-	171.44	125.47	178.29	88.94	22.20	414.90
3	Deviation Chrgs.	72.14	-	-	-	72.14	37.90	46.16	44.43	61.13	189.62
	G. Total	243.58	-	-	-	243.58	163.37	224.45	146.73	208.00	742.55
4	PAF	98.58%	-	-	-	98.58%	92.45%	99.03%	84.47%	76.76%	88.19%

Supplements

Power Station With Highest PAF Incentive : Salal (Rs. 24 Cr. PAF : 101.98%, NAPAF : 64%)

Power Station with highest Deviation Charges: Salal (Rs. 21 Cr.)

Power Station Giving Best Generation : Uri-II (45% of the annual design energy)

Supplements

Power Station with Highest PBT- Dulhasti (Rs. 204 Crs)

NHPC Profit per MW: Rs. 19 lakhs (Q1 FY'23), Rs. 17 lakhs (Q1 FY'22)

NHPC Profit per Employee: Rs. 21 lakhs (Q1 FY'23), Rs. 17 lakhs (Q1 FY'22)

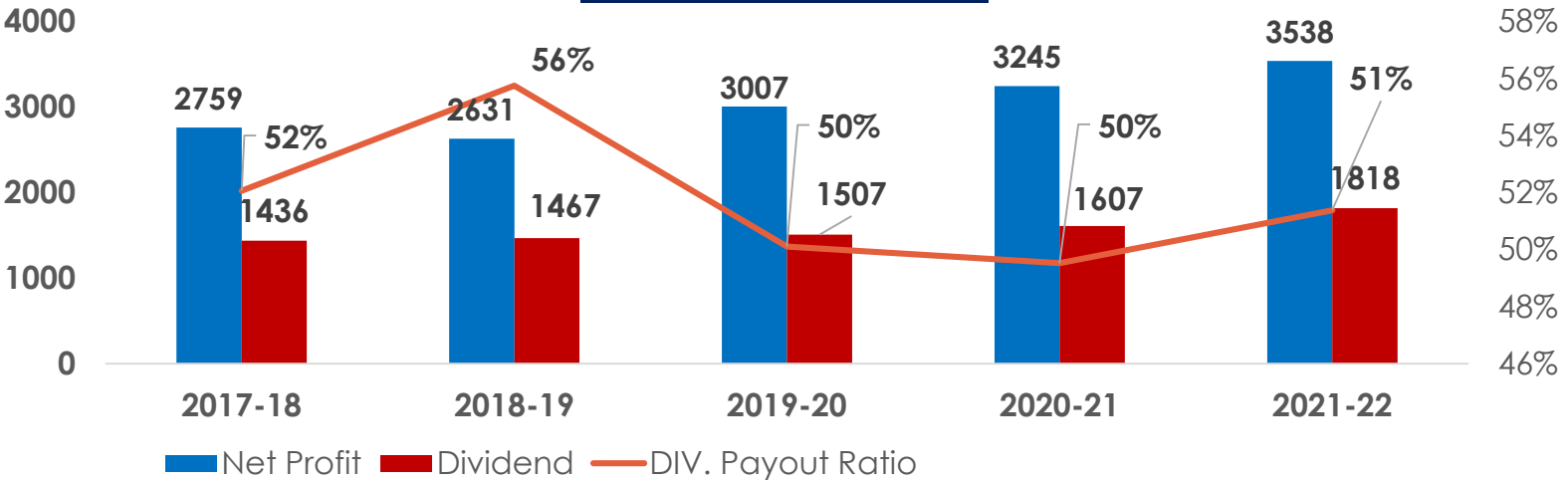
Key Financials : Q1 FY'23

12 Rs. In Crore

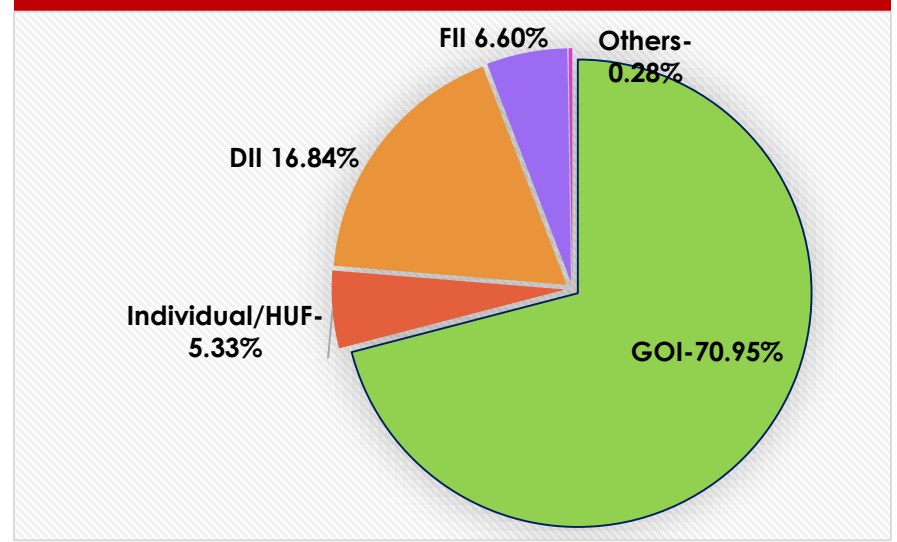
P&L	Standalone
Total Income	2811
EBITDA	1623
EBITDA Margin	58%
PAT	1050
Profit Margin	37%
Dividend Pay Out (FY'22)	Rs. 1.81 Per Share/ 51% of Profit

Balance Sheet	Standalone
Share Capital	10045
Net worth	34525
Long Term Debt	23182
Cash & Bank Bal.	1125
Gross Block	39756
CWIP	21294

Dividend Pay out



Shareholding pattern as on 30.06.2022



NHPC – Key Ratios

S. No.	Particulars	Q1 FY'23		FY'22	
Particulars		Standalone	Consolidated	Standalone	Consolidated
1.	PAT (Rs. in Cr.)	1049.58	1039.31	3537.71	3523.57
2.	Net-worth (Rs. in Cr.)	34524.91	35949.27	33486.10	34920.98
3.	No. of Equity Shares (In Cr.)	1004.50	1004.50	1004.50	1004.50
4.	EPS (Rs.)	1.04*	1.03*	3.52	3.51
5.	Earning Yield(%)**	2.97*	2.94*	12.66	12.63
6.	Dividend Per Share (Rs.)			1.81 #	
7.	Dividend Yield(%)**			6.51	
8.	Book Value per share (Rs.)	34.37	35.79	33.34	34.76
9.	PB Ratio**	1.02	0.98	0.83	0.80
10.	PE Ratio**	8.43	8.51	7.90	7.92
11.	Return On Net worth (%)	3.04*	2.89*	10.56	10.09
12.	Market Capitalisation (Rs. in Cr.)**	35208		27925	
13.	Debt Equity Ratio	0.82	0.79	0.84	0.81

*Not annualised. **Stock Price (BSE): as on 08.08.2022 Rs. 35.05 & as on 31.03.2022 Rs. 27.80.

including final dividend @ Rs. 0.50 per equity share recommended by BODs of the company and subject to approval of shareholders in the AGM.

NHDC Ltd. (Subsidiary) – Snapshots : FY 21-22

Shareholding Pattern : 51:49 (NHPC : GoMP)

Installed Capacity : 1520 MW

Design Energy : 2159.71 MUs

Generation : 2645 MUs (FY'22), 4236 MUs (FY'21)

PAF : 92.74% (FY'22), 94.82% (FY'21)

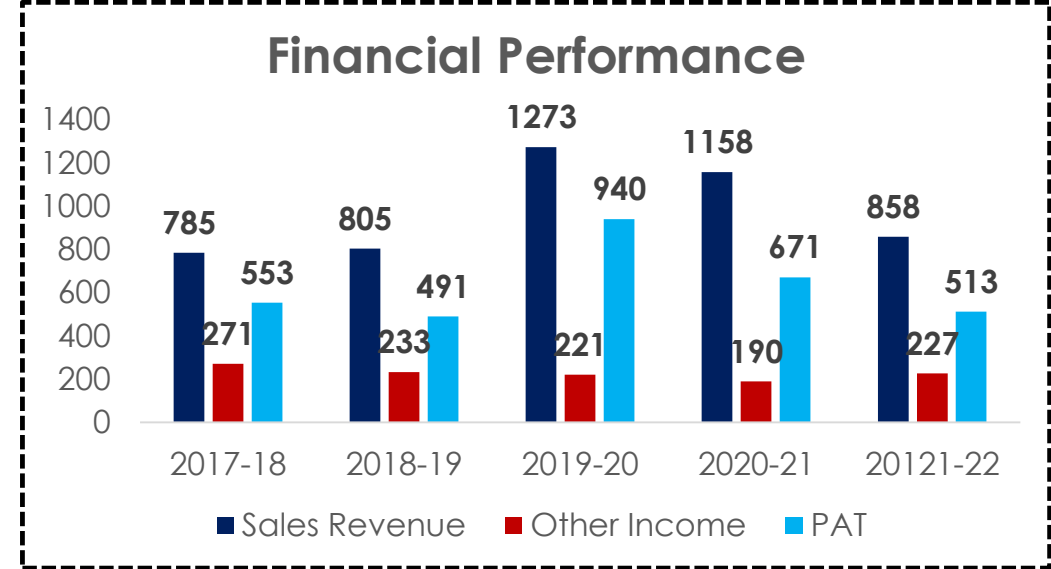
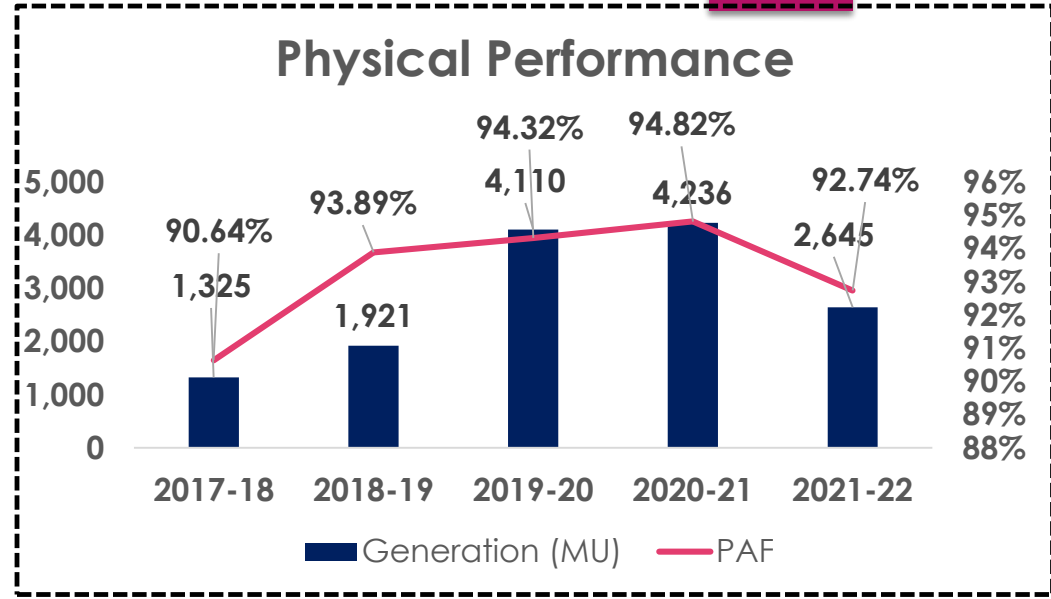
Revenue from operations : Rs. 858 Crs. (FY'22), 1158 Crs. (FY'21)

PAT : 513 Crs. (FY'22), 671 Crs. (FY'21)

PAF Incentive : Rs. 23 Crs. (FY'22), Rs. 34 Crs. (FY'21)

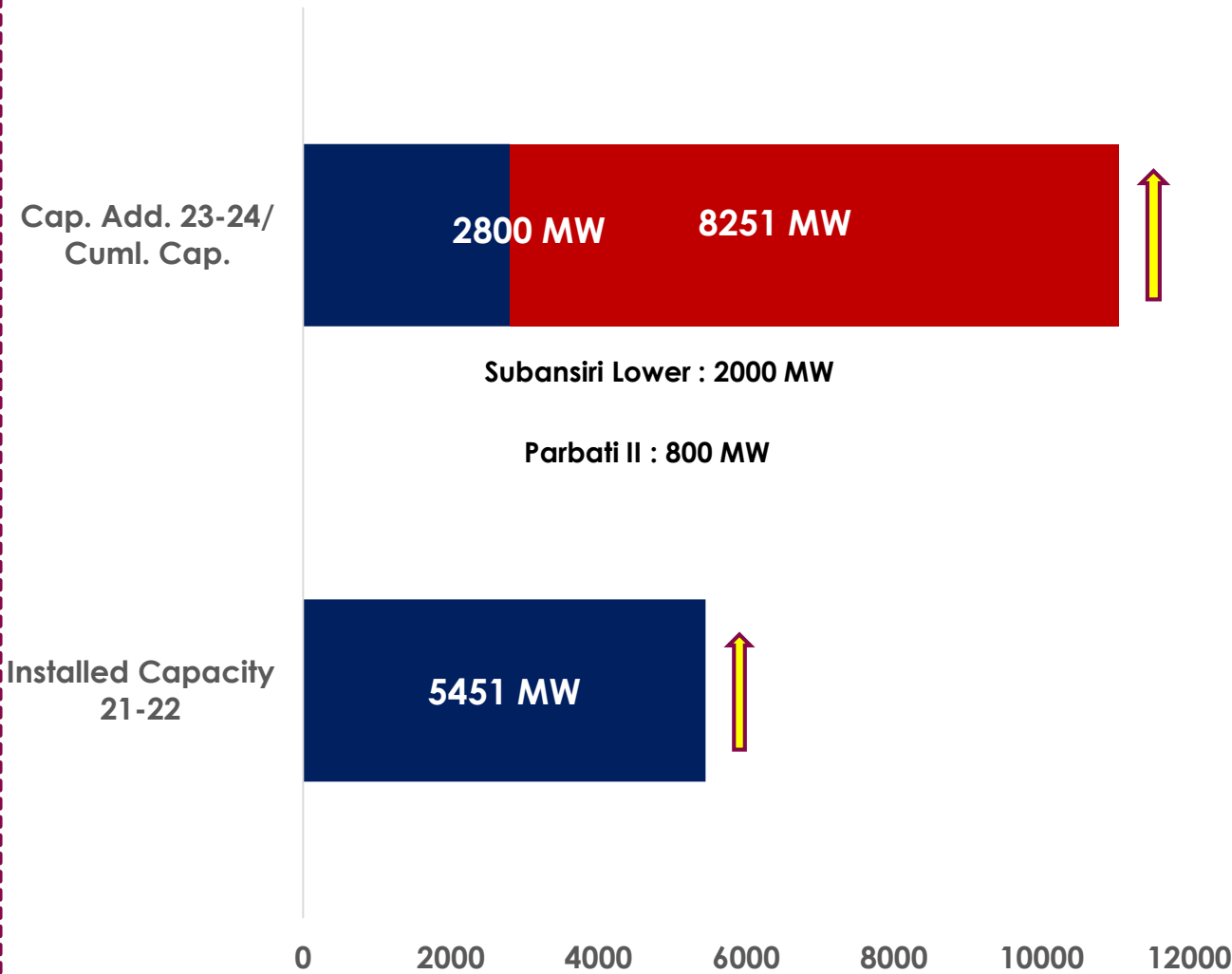
Secondary Energy : Rs. 56 Crs. (FY'22), Rs. 254 Crs. (FY'21)

Regulated Equity: Rs. 2014 Crs. (FY 2021-22)

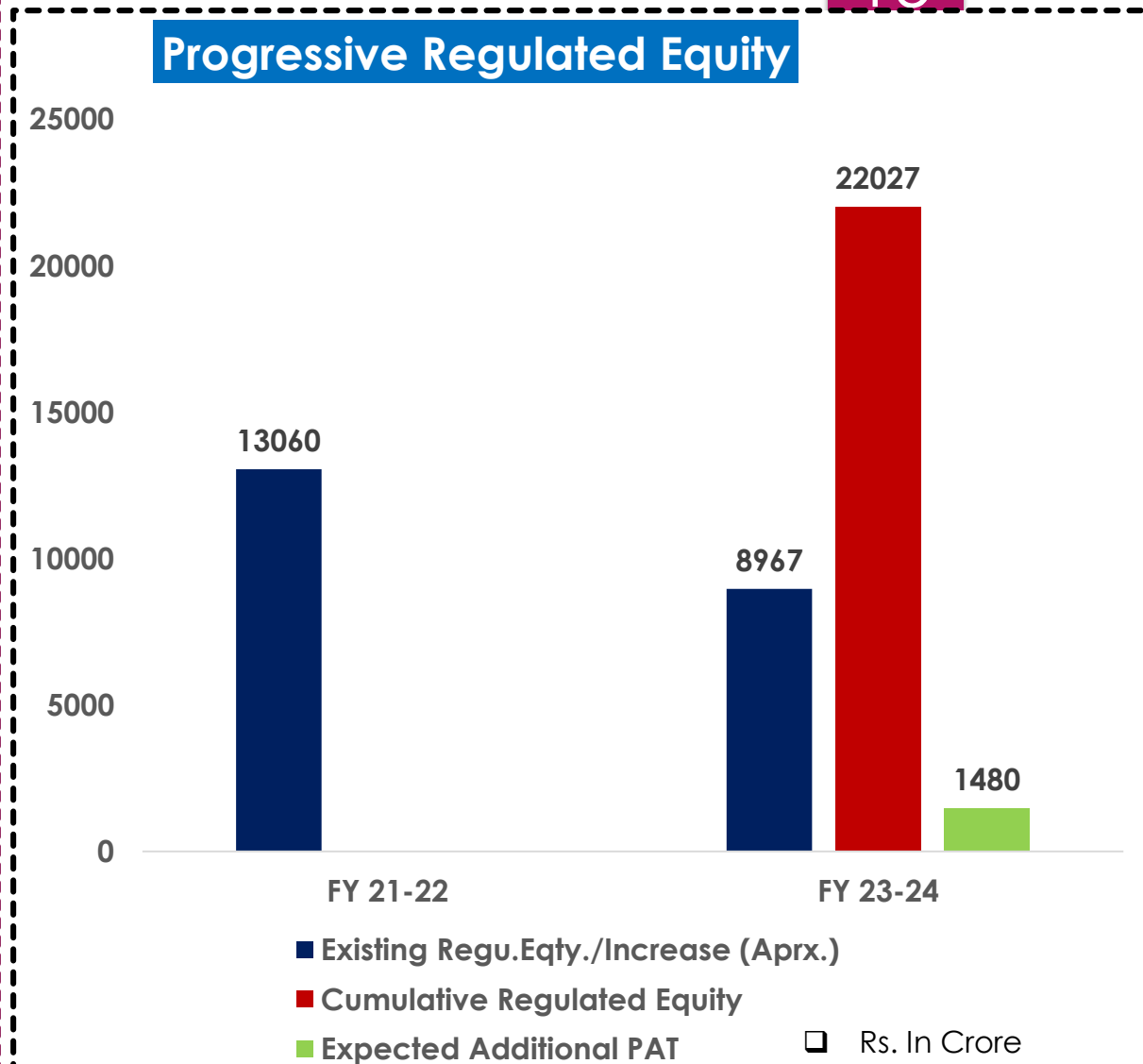


NHPC – Capacity Addition & Regulated Equity (Hydro)

Progressive Capacity Addition



Progressive Regulated Equity



Power Station with highest generation during Q1 FY'23 : Salal (1079 MU, Annual D.E-3082 MU)



F.Y	Amount (Rs. In Crore)	Remarks
2014-15	2615	(Actual)
2015-16	2793	(Actual)
2016-17	2438	(Actual)
2017-18	2722	(Actual)
2018-19	2213	(Actual)
2019-20	4155	(Actual)
2020-21	3568	(Actual)
2021-22	5166	(Actual)
2022-23	5862	(BE)



- ❖ Hon'ble Prime Minister of India laid the foundation Stone of the Kwar Hydroelectric Project (540 MW) on 24.04.2022 and Cabinet Committee on Economic Affairs (CCEA) chaired by Hon'ble Prime Minister of India accorded investment approval to the project at an amount of Rs. 4526.12 crore.
- ❖ Ministry of Power has conveyed the Government investment sanction for implementation of Ratle HE Project at an amount of Rs. 5281.94 crore. The new joint venture of NHPC and Jammu & Kashmir State Power Development Corporation Limited (JKSPDC) by which the project shall be implemented has been incorporated namely "Ratle Hydroelectric Power Corporation Limited" on 01.06.2021. The contract for Turnkey execution of the project has been awarded to M/s Megha Engineering and Infrastructure Limited on 18.01.2022. Hon'ble Prime Minister of India laid the foundation Stone of the project on 24.04.2022.
- ❖ Power Purchase Agreement (PPA) has been signed between Bundelkhand Saur Urja Limited (BSUL) and Uttar Pradesh Power Corporation Limited (UPPCL) for Kalpi Solar Power Project on 28.04.2022 at a fixed tariff of Rs. 2.68/unit. Further, the project has been synchronized with the Grid and commissioned partially on 09.07.2022. Capacity will be added to Grid gradually to full capacity of 65 MW by 31.08.2022.
- ❖ Bulk Power Supply Agreement (BPSA) has been signed between Lanco Teesta Hydro Power Limited (LTHPL) and Chhattisgarh State Power Distribution Company Limited (CSPDCL) at Raipur on 21.07.2022 for power generated from 500 MW Teesta-VI H.E. Project for a period of 40 years from COD.
- ❖ As part of new technology initiative in Green Hydrogen and In line with the country's resolve to reduce the carbon footprint in the Power Sector, NHPC has signed two MoUs for Development of "Pilot Green Hydrogen Technologies" in District Leh and District Kargil of UT of Ladakh on 14.07.2022.

Renewable Energy

☐ Solar Energy



Clean Power For EVERY HOME

A (i) Standalone (Ownership Based)

(a) Under Construction

S.No	Name of Project	Capacity (MW)	Estimated Capital cost (in Crs.)	Expected Commissioning Schedule	Tariff (Rs./unit)	Status of PPA
1	Solar Power Project, Ganjam (Odisha)	40	178.00	2022-23	2.75	PPA Signed with GRIDCO
2	600 MW Grid Connected Solar Power Project under CPSU Scheme	600	4295.63	2023-24	2.45	Consent for procurement of power received for 925 MW, draft PPA under finalisation. Consent for procurement of balance 75 MW is under exploration.
3	300 MW Grid Connected Solar Power Project under CPSU Scheme	300	1731.57	2023-24	2.45	
4	100 MW Grid Connected Solar Power Project under CPSU Scheme	100	577.20	2023-24	2.45	
Total-(a)		1040	6782.40			

(b) Tender Stage

S.No	Name of Project	Capacity (MW)	Estimated Capital cost (in Crs.)	Expected Commissioning Schedule	Tentative Tariff (Rs./unit)	Status of PPA
1	Ground Mounted Solar, Jaisalmer (Rajasthan) under UMREPP	600	3000.00	2024-25	2.90	PPA under exploration
Total-(b)		600	3000.00			
Sub Total Standalone (Ownership Based) -A(i): (a+b)		1640	9782.40			

A (ii) Standalone (As Intermediary Procurer)

(a) Under Construction

S.No	Name of Project	Capacity (MW)	Estimated Capital cost	Expected Commissioning Schedule	Tariff (Rs./unit)	Status of PPA
1	Projects through Solar Power Developers, Rajasthan	2000	0.00	2022-23	2.55 (1680 MW) 2.56 (320 MW)	PPA and PSA signed. Tariff adopted by CERC
	Total-(a)	2000	0.00			
Sub Total Standalone (As Intermediary Procurer)-A(ii) (a):		2000	0.00			
Grand Total-A:[A(i)+A (ii)]		3640	9782.40			

B. Subsidiary/JV Mode

(a) Under Construction

S.No	Name of Project	Capacity (MW)	Estimated Capital cost	Expected Commissioning Schedule	Tentative Tariff (Rs./unit)	Status of PPA
1	Solar Power Project, Kalpi (UP) (Subsidiary-BSUL)	65	312.00	2022-23 (Partial Commissioning achieved on 09.07.2022)	2.68	Power Purchase Agreement has been executed between BSUL and UPPCL on 28.04.2022.
Total- (a)		65	312.00			

(b) Tender Stage

S.No	Name of Project	Capacity (MW)	Estimated Capital cost	Expected Commissioning Schedule	Tentative Tariff (Rs./unit)	Status of PPA
1	Floating Solar Project, Odisha (Proposed JV between NHPC (74%) & GEDCOL (26%))	300	1500.00	2024-25	3.50	Under discussion with State Discom
Total- (b)		300	1500.00			

B. Subsidiary/JV Mode

(c) Under Pipeline

S.No	Name of Project	Capacity (MW)	Estimated Capital cost	Expected Commissioning Schedule	Tentative Tariff (Rs./unit)	Status of PPA
1	Floating Solar Project, Odisha (Proposed JV between NHPC (74%) & GEDCOL (26%))	200	1000.00	2023-24	3.50	To be explored by JVC with State Discom
2	Solar Park, Jalaun (U.P.) under UMREPP (Subsidiary -BSUL)	1200	840.00	2023-24	To be discovered	To be explored subsequently
	Total- (c)	1400	1840.00			
Grand Total-B:(a+b+c)		1765	3652.00			

NHPC Projects At A Glance



NHPC-Energising India With Hydropower

NHPC – Projects in Operation

24

S. No	NHPC Project & State/UT	Installed Capacity (MW)	Design Energy (MU)	Year of comm.	Capital Cost as on 31.03.22	Tariff (18-19) (Rs. /Kwh)*	Type of the project
1	Baira Siul (3x60) Himachal Pradesh	180	708.59	1981 (Sep)	306.86	2.24	Run of River (ROR) with small pondage
2	Loktak, (3x35) Manipur	105	448.00	1983 (May)	183.73	3.89	Storage
3	Salal, (6x115) UT of J&K	690	3082.00	1987 (Nov)	1078.40	2.36	ROR
4	Tanakpur, (3x40) Uttarakhand	94	452.19	1992 (Apr)	430.74	3.30	ROR
5	Chamera-I, (3x180) Himachal Pradesh	540	1664.56	1994 (Apr)	2118.97	2.28	Storage
6	Uri-I, (4x120) UT of J&K	480	2587.38	1997 (Apr)	3458.50	2.12	ROR
7	Rangit, (3x20) Sikkim	60	338.61	2000 (Feb)	514.32	3.81	ROR with small pondage
8	Chamera-II, (3x100) Himachal Pradesh	300	1499.89	2004 (Feb)	2025.15	2.01	ROR with small pondage
9	Dhauliganga-I, (4x70) Uttarakhand	280	1134.69	2005 (Oct)	1771.54	2.43	ROR with small pondage.
10	Dulhasti, (3x130) UT of J&K	390	1907.00	2007 (Mar)	5231.78	5.08	ROR with small pondage

NHPC – Projects in Operation... contd.

S.No.	NHPC Project	Installed Capacity (MW)	Design Energy (MU)	Year of Comm.	Capital Cost as on 31.03.22	Tariff (18-19) (Rs. /Kwh)*	Type of the project
11	Teesta-V, (3x170) Sikkim	510	2572.70	2008 (Mar)	2844.96	2.33	ROR with small pondage
12	Sewa-II, (3x40) UT of J&K	120	533.53	2010 (Jun)	1153.36	5.48	ROR with small pondage
13	Chamera-III , (3x77) Himachal Pradesh	231	1108.17	2012 (Jun)	2144.58	3.94	ROR with small pondage
14	Chutak , (4x11) UT of Ladakh	44	212.93	2013 (Jan)	945.24	9.87	ROR
15	TLDP-III, (4x33) West Bengal	132	594.07	2013 (Mar)	1942.70	5.30	ROR with small pondage
16	Nimoo Bazgo, (3x15) UT of Ladakh	45	239.33	2013 (Jan)	1086.78	10.68	ROR with small pondage
17	Uri –II, (4x60) UT of J&K	240	1123.77	2014 (Feb)	2459.18	5.15	ROR
18	Parbati-III (4x130) Himachal Pradesh	520	1963.29	2014 (May)	2726.61	3.08	ROR with small pondage
19	TLDP IV (4x40) West Bengal	160	717.72	2016 (Aug)	1809.59	4.35	Run of River with small pondage
20	Kishanganga (3x110) UT of J&K	330	1712.96	2018 (Mar)	5983.71	4.10	Run of River with Pondage
	Total-A	5451	24601.38		40216.70	3.34	* Tariff for 2019-20, 2020-21 and 2021-22 yet to be notified.

Renewable Energy

26

S.No	Project	Installed Capacity (MW)	Design Energy (MU)	Year of Comm.	Capital Cost as on 31.03.2022	Tariff 21-22 (Rs./unit)	Place of Project
1	Wind Power	50	94.22	2016	330.40	3.67	Lakhmana, Jaisalmer
2	Solar Power	50	105.95	2018	290.59	4.41	Theni/Dindigul District, Tamilnadu
	Total-B	100	200.17		620.99		
Sub Total Stand-alone(A+B)		5551	24801.55		40837.69	3.35	

Operational Projects with Subsidiary

S.No	Project	Installed Capacity (MW)	Design Energy (MU)	Year of Comm.	Capital Cost	Tariff 18-19 (Rs./Kwh)*	Type of the project
1	Indrasagar, (8x125) Madhya Pradesh	1000	1423.26	2005	5122.76	3.67	Storage
2	Omkareshwar, (8x65) Madhya Pradesh	520	736.45	2007	3088.38	4.55	Storage
	Total-C	1520	2159.71		8211.14	3.97	* Tariff for 2019-20, 2020-21 and 2021-22 yet to be notified.
Grand Total-D:(A+B+C)		7071	26961.26				

NHPC: Projects Under Construction

27

Project Under Construction-Standalone

NHPC Project	Installed Capacity (MW)	Design Energy (MU)	Type of the project	CCEA Estimated Cost (Rs. Crore) (Price Level)	Anticipated Project Cost (Rs. Crore)	Provisional Project Expenditure till -June'22 (Rs. Crore)	Expected Commissioning Schedule
Subansiri Lower (8X250) Assam/ Ar. Pradesh	2000	7422	Run of River with small pondage	6285.33 (Dec'02)	19992.43 (Jan'20)	15962.94	FY 23-24 (Q-2)
Parbati II (4X200) Himachal Pradesh	800	3125	Run of River with small pondage	3919.59 (Dec'01)	9897.59 (Apr'20)	9816.09	FY 23-24 (Q-3)
Total (A)	2800	10547		10204.92	29890.02	25779.03	

Project Under Construction- JV

NHPC Project	Installed Capacity (MW)	Design Energy (MU)	Type of the project	CCEA Estimated Cost (Rs. Crore) (Price Level)	Anticipated Project Cost (Rs. Crore)	Provisional Project Expenditure till -June'22 (Rs. Crore)	Expected Commissioning Schedule
Pakal Dul (4X250) UT of J&K	1000	3230	Run of River	8112.12 (Mar'13)	8112.12 (Mar'13)	2317.78	FY 25-26 (Q-2)
Kiru (4X156) UT of J&K	624	2272	Run of River	4287.59 (July'18)	4287.59 (July'18)	740.08	FY 25-26 (Q-2)
Kwar (4x135) UT of J&K	540	1976	Run of River	4526.12 (Sept.20)	4526.12(Sept.20)	143.51	FY 26-27 (Q-3)
Total (B)	2164	7478		16925.83	16925.83	3201.37	

NHPC: Projects Under Construction

28

Project Under Construction-Subsidiary

NHPC Project	Installed Capacity (MW)	Design Energy (MU)	Type of the project	CCEA Estimated Cost (Rs. Crore) (Price Level)	Anticipated Project Cost (Rs. Crore)	Provisional Project Expenditure till – June'22 (Rs. Crore)	Expected Commissioning Schedule
Teesta-VI (4X125) Sikkim	500	2400	Run of River	5748.04 (July'18)	5748.04 (July'18)	1596.06	FY 23-24 (Q-4)
Rangit-IV (3X40) Sikkim	120	508	Run of River with small pondage	938.29 (Oct'19)	938.29 (Oct'19)	271.53	FY 24-25 (Q-1)
Ratle (4X205+30) UT of J&K	850	3137	Run of River	5281.94 (Nov'18)	5281.94 (Nov'18)	22.67	FY 25-26 (Q-4)
Total (C)	1470	6045		11968.27	11968.27	1890.26	
Total (A+B+C)	6434	24070		39099.02	58784.12	30870.66	

NHPC Standalone Projects Under Clearance

S. N.	Projects	Installed Capacity (MW)	Design Energy (MUs)	Cost (In Crore) & PL	Status
1	Teesta-IV (4x130) Sikkim	520	2252	6113 (Apr'21)	<ul style="list-style-type: none"> All statutory clearances have been received except forest clearance (stage-II). Compliance to FRA, 2006 is in progress. Approval for pre-investment activities received on 03.05.2016. PIB memo incorporating comments of appraising departments submitted to MoP on 08.04.2022. Hon'ble Minister of Power and Minister of New & Renewable Energy, Govt of India vide DO letter dt 09.05.2022 requested Chief Minister of Sikkim for expeditiously resolving the pending issue of FRA compliance & private land acquisition. Regular persuasion is being done with State Government for expeditiously resolving the issues of compliance of Forest Clearance (Stage-II) related to FRA, 2006 and acquisition of 181.06 ha private & departmental land.
2	Dibang (12x240) Ar. Pradesh	2880	11223	32983 (May'21)	<ul style="list-style-type: none"> Concurrence to Project, Environment Clearance, Forest Clearance (Stage-I) and Forest Clearance (Stage-II) have been received. CCEA approval for Rs. 1600 crore to incur expenditure on pre-investment activities & balance clearances of the project has been accorded. PIB meeting held on 06.05.2022. Action Taken Report (ATR) on PIB directions is as below: <ul style="list-style-type: none"> A. Completion cost: Completion cost based on actual escalation of recently completed projects submitted to CEA on 08.07.2022, which is under examination in CEA. B. Cost Benefit Analysis (CBA): MoJS has communicated the BC Ratio for flood moderation component of the project with justification to MoP, vide letter dated 26.07.2022 confirming that Dibang Multipurpose Project is an important project and in the priority list of MoJS. C. Formal view of GoA: During the meeting on 22.06.2022 under the chairmanship of Hon'ble MOP, Additional Chief Secretary (WRD) Govt. of Assam confirmed that the flood storage projects including Dibang MPP hold a high priority for Govt. of Assam. Minutes issued on 01.08.2022. Authority Meeting to consider extension of validity of concurrence held on 29.07.2022 at CEA MoM awaited.

S.No.	Projects	Installed Capacity (MW)	Design Energy (MUs)	Cost (In Crore) & PL	Status
3	Dugar (4 x103 + 2x44) Himachal Pradesh	500	1760	4250 (Estimated Completion Cost at Apr'2021 PL)	<ul style="list-style-type: none"> MoU was signed on 25.09.2019 between NHPC and Govt. of Himachal Pradesh for implementation of the Dugar HE Project (449 MW) by NHPC on BOOT basis for a period of 70 years. Project Installed capacity increased from 449 MW to 500 MW as per Power Potential Study by HPA, CEA on 22.10.2020, resulting increase in design energy from 1610 MU to 1758.40 MUs. Defence clearance has been accorded by MoD on 18.11.2020. TOR clearance has been accorded by MoEF&CC on 08.02.2021. Detailed Project Report (DPR) has been submitted to CEA on 25.11.2020. CEA accorded the Concurrence on 26.04.2022. The completion cost of the project is Rs. 4250.20 Crore at Apr' 2021 PL with Levellised Tariff Rs. 4.46/unit as per the concurrence. Public Hearing was conducted on 20.04.2022 at Killar and Proceedings of public hearing was issued by HPSPCB, Shimla on 06.05.2022. Draft EIA&EMP report is being finalized for its submission to MOEF&CC for Environment Clearance. Proposal for Forest clearance has been forwarded by State Govt. to MoEF&CC on 04.07.2022. The proposal is being examined at MoEF&CC, Gol. Subsequent to accord of concurrence by CEA, matter of Indus Water Treaty (IWT) clearance is being taken up with MoJS. Draft PIB proposal submitted to MoP on 22.07.2022.

S.No.	Projects	Installed Capacity (MW)	Design Energy (MUs)	Cost (In Crore) & PL	Status
4	Sawalkot (6x225+1x56) UT of J&K	1856	7995	19021 (Aug'21)	<ul style="list-style-type: none"> MOU has been signed between NHPC Ltd. and JKSPDCL on 03.01.2021. The project shall be executed by NHPC on BOOT basis for the period of 40 years. Agreement for handing over / taking over signed between NHPC and JKSPDC on 11.12.2021 & NHPC has taken over the Project. The Ministry of Power has accorded approval on 12.07.2022 for incurring expenditure on pre investment activities for an amount of ₹ 973 crore at Nov.2021 Price Level. Process for obtaining forest clearance has been initiated.
5	Uri-I Stage-II (2x120) UT of J&K	240	929	2140 (Apr'22)	<ul style="list-style-type: none"> MOU has been signed between NHPC Ltd. and JKSPDCL on 03.01.2021. The project shall be executed by NHPC on BOOT basis for the period of 40 years. MOEF&CC vide letter dated 10.06.2021 has conveyed the approval to the TOR. EIA/ EMP studies is in progress. Process for obtaining forest clearance has been initiated. DPR of Uri-I Stage-II HEP was submitted on 18.05.2022 and accepted by CEA for examination in the meeting held on 20.06.2022.
Total		5996	24159	64507	

S.No	Projects	Installed Capacity (MW)	Design Energy (MUs)	Cost (In Cr.) & PL	Status
1	Kirthai-II (6x140 + 2x35 + 2x10) UT of J&K	930	3330	6384 (Feb'20)	<ul style="list-style-type: none"> •MOU has been signed between NHPC Ltd. and JKSPDCL on 03.01.2021. •The project shall be executed by M/s CVPPPL on the same terms and conditions of that of Pakaldul, Kiru & Kwar H E Projects. •JKSPDC has formed a committee to expedite handing over-taking over process Vide letter dated 04.02.2021. •The Appraisal has been transferred in the name of CVPPPL by CEA on 29.12.2021. •Authority Meeting to consider extension of validity of Kirthai-II HE held on 29.07.2022. MoM awaited.
Total		930	3330	6384	

S.No	Projects	Installed Capacity (MW)	Design Energy (MUs)	Cost (In Cr.) & PL	Status
1	Loktak D/S (2x33) Manipur	66	333.76	1311 (Jul 20)	<ul style="list-style-type: none"> ▪ All statutory clearances of project except CCEA are available. ▪ PPA signed between Govt. of Manipur and LDHCL on 31.08.2020. ▪ PIB Memo meeting held on 14.07.2021. As per PIB minutes, Cost (at completion) of Project without & with establishment cost till zero date, likely year wise phasing of expenditure at Completion Cost (including establishment cost till zero date) during project cycle and funds to be made available by State Govt. of Manipur & Tariff calculations furnished to MoP vide letter dated 16.08.2021 for further direction & necessary action. ▪ NHPC shared the above information with Govt of Manipur as per direction of PIB vide letter dtd 19.08.2021. ▪ Additional Secretary, MoP & Secretary (Power), MoP vide DO dated 05.10.2021 & 22.11.2021 respectively requested Chief Secretary, Govt of Manipur to look into the matter and expedite the confirmation of Govt. of Manipur. ▪ Secretary (Power) vide DO dtd 24.03.2022 conveyed to Chief Secretary, Manipur that as commitment from Government of Manipur towards the project is still awaited, the Ministry is now constrained to drop the ongoing proposal. ▪ Comments of JS (Power), GoM dated 23.06.2022, forwarded by MSPCL to LDHCL on 30.06.2022, were replied by NHPC on 13.07.2022. Same was further submitted to MSPCL by LDHCL on the same day.
TOTAL		66	333.76	1311	

NHPC –Projects Under Survey & Investigation

S. No.	Projects	State	Installed Capacity (MW)	Status
Projects Under FR/DPR Preparation				
1	Garba Tawaghat (3x210)	Uttarakhand	630	<ul style="list-style-type: none"> Implementation of the project is held up due to pending consent of Govt. of Nepal. 8th Indo-Nepal meeting was held on 10th-11th December 2020, but the matter was not kept in final agenda, though its inclusion as agenda point was proposed by NHPC. CMD, NHPC vide letter dated 15.01.2021 requested Secy. (Water Resource) to take up the matter with Govt. of Nepal/appropriate forums for clearance under Mahakali Treaty. NHPC vide various letters requested MoP to take up the matter with MEA/MOWR for discussion with Govt. of Nepal/appropriate forums for clearance under Mahakali Treaty. In the 9th Joint Steering Committee (JSC) Meeting on India-Nepal Cooperation in Power Sector held on 24.02.2022 in Kathmandu, Nepal, it was agreed by the parties to explore development of viable hydro projects in Nepal for beneficial exploitation of water resources through formation of a Joint Hydro Development Committee. CMD, NHPC vide letter dated 27.05.2022 requested Secretary, MoP to take up the matter with Joint Hydro Development Committee (JHDC) for bilateral discussions with Govt. of Nepal for clearance under Mahakali Treaty. As sought, a proposal on the project for taking up the matter with MEA, submitted to MoP on 21.06.2022. CMD, NHPC vide letter dated 29.06.2022 requested Chief Minister, Govt. of Uttarakhand to take up the matter with MoP, MEA & MoJS for bilateral discussions. CMD, NHPC vide letter dated 30.06.2022 requested Joint Secretary (Hydro) to take up the matter with MEA. Further, the proposal seeking clearance from Mahakali Treaty Angle was submitted to MoP on 30.06.2022.

S. No.	Projects	State	Installed Capacity (MW)	Status
Projects Under FR/DPR Preparation				
2	Dulhasti Stage-II (2x130)	UT of Jammu & Kashmir	260	<ul style="list-style-type: none"> MOU has been signed between NHPC Ltd. and JKSPDCL on 03.01.2021. The project shall be executed by NHPC on BOOT basis for the period of 40 years. 1st Consultation Meeting with CEA for preparation of DPR was held on 17.03.2021 and Minutes of Meeting (MOM) was issued on 25.03.2021. MoEF&CC vide letter dated 16.07.2021 has conveyed the approval to the ToR for EIA/ EMP studies of the project. EIA studies are in progress. No forest clearance is required. NOC has been obtained from Forest department. Defence Clearance has been accorded by MoD on 03.01.2022. All (9 nos.) Pre-DPR chapters have been submitted to concerned directorates of CEA/CWC/GSI/CSMRS etc. and 6 Chapters cleared out of 9 Chapters.
	Total		890	



Thank
You

