



एनएचपीसी लिमिटेड

(भारत सरकार का उद्यम)

NHPC Limited

(A Government of India Enterprise)

फोन/Phone : _____

संदर्भ सं./Ref. No. **NH/CS/199/**_____

दिनांक/Date : **14.02.2022**

<p>Manager The Listing Department, M/s BSE Limited, Phiroze Jeejeebhoy Towers, Dalal Street, Mumbai-400001 मैनेजर, लिस्टिंग विभाग, बीएसई लिमिटेड पि.जे. टावर्स, दलाल स्ट्रीट, मुंबई- 400 001 Scrip Code: 533098</p>	<p>General Manager The Listing Department M/s National Stock Exchange of India Limited, Exchange Plaza, Bandra Kurla Complex, Bandra(E), Mumbai- 400051 महा प्रबंधक, लिस्टिंग विभाग, नेशनल स्टॉक एक्सचेंज ऑफ इंडिया लिमिटेड एक्सचेंज प्लाजा, बांद्रा कुर्ला कॉम्प्लेक्स, बांद्रा (ई), मुंबई - 400 051 Scrip Code: NHPC</p>
---	--

ISIN No. INE848E01016

Sub: Presentation made at conference call

विषय: कांफ्रेंस कॉल में दिया गया प्रस्तुतीकरण के सम्बन्ध में

Sirs/महोदय,

In continuation to earlier letter of even number dated 07.02.2022 and in compliance to Regulation 30 of SEBI (Listing Obligations and Disclosure Requirements) Regulations, 2015, please find attached herewith an investor presentation made at the earning conference call held today i.e. on 14.02.2022 between 2:30 P.M. and 03:40 P.M. to discuss the results of Q3 FY 2021-22 with analysts and investors.

Further, it is to inform that no Unpublished Price Sensitive Information as per SEBI (Prohibition of Insider Trading) Regulations, 2015 has been shared/disclosed during the said conference call.

यह आपकी जानकारी और रिकॉर्ड के लिए है।

धन्यवाद,

भवदीय


(रूपा देब)

कंपनी सचिव

पंजीकृत कार्यालय : एन एच पी सी ऑफिस कॉम्प्लेक्स, सैक्टर-33, फरीदाबाद - 121 003, हरियाणा

Regd. Office : NHPC Office Complex, Sector-33, Faridabad - 121 003, Haryana

CIN : L40101HR1975GOI032564; Website : www.nhpcindia.com

E-mail : webmaster@nhpc.nic.in; EPABX No. : 0129-2588110/2588500

विजली से संबंधित शिकायतों के लिए 1912 डायल करें। **Dial 1912 for Complaints on Electricity**



INVESTOR PRESENTATION

FINANCIAL YEAR 21-22 : December 2021



Presentation Outline

2

NHPC Today

Financial Highlights

Financial Ratios

Other Business Initiatives

Projects At Glance



Our Vision: To be a global leading organization for sustainable development of clean power through competent, responsible and innovative values.



Subansiri Lower Project



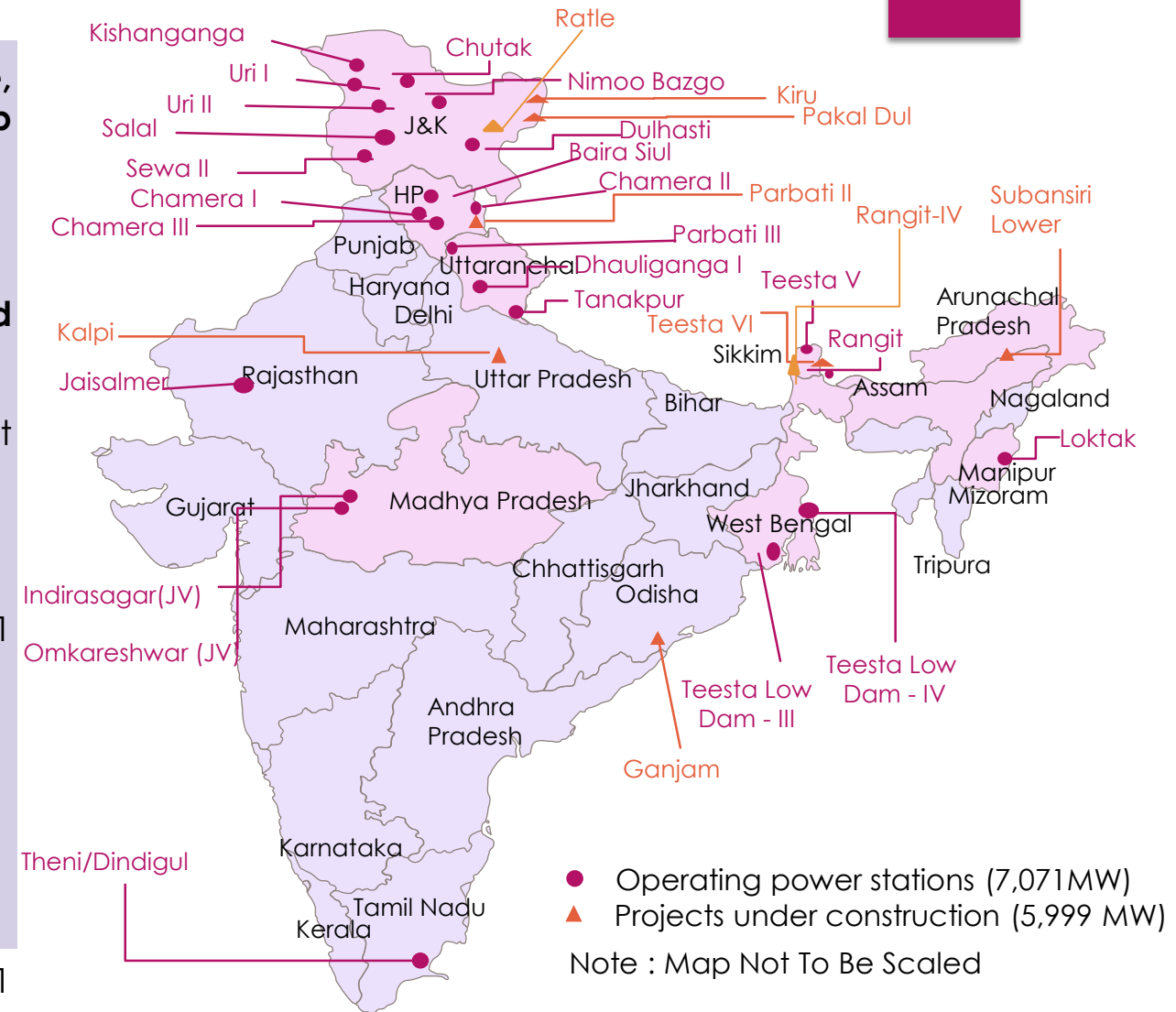
Teesta V, Sikkim

PHYSICAL SNAPSHOT

4

- Incorporated in 1975 with authorised capital of Rs. 200 crore, the present authorised capital is Rs.15000 crore (Paid Up Capital Rs.10,045 crore)
- Mini-Ratna Category-I PSU (since Apr-08)
- Established track record, strong operational performance and in-house engineering capabilities
- Involved across the entire chain of hydro power project development – from concept to commissioning.
- Presence across 11 states.
- 15% share of installed hydro-electric capacity in India (6,971 MW out of 46,512 MW*).
- Consultancy business.
- Power trading business.
- Exposure to international business opportunities.

* Source-CEA as on 31.12.2021



7071 MW installed capacity (6971 MW Hydro & 100 MW Renewable Energy) through 24 power stations

PHYSICAL SNAPSHOT

5

Installed Capacity

- ❖ Power Stations under Operation-22 Nos. (5551 MW*)
- ❖ Power Stations with Subsidiary (NHDC) - 2 Nos. (1520 MW)
- ❖ Total Operational Projects – 24 Nos. (7071 MW)

Under Construction

- ❖ Projects Under Construction (including Subsidiary & JV) :-
 - Hydro & Solar - 9 Nos. (5999 MW)

Awaiting Clearances

- ❖ Projects Awaiting Clearances : -
 - Standalone - 4 Nos. (5756 MW)
 - Joint Venture - 2 Nos. (1470 MW)
 - Subsidiary – 1 No. (66 MW)

Under Survey & Investigation

- ❖ Projects under Survey & Investigation - 3 Nos. (1130 MW)

Hydro Power is 12% (46512 MW) of All India Installed Capacity (393389 MW**).

NHPC Contribution is 15% of Installed Hydro Power On Consolidated Basis.

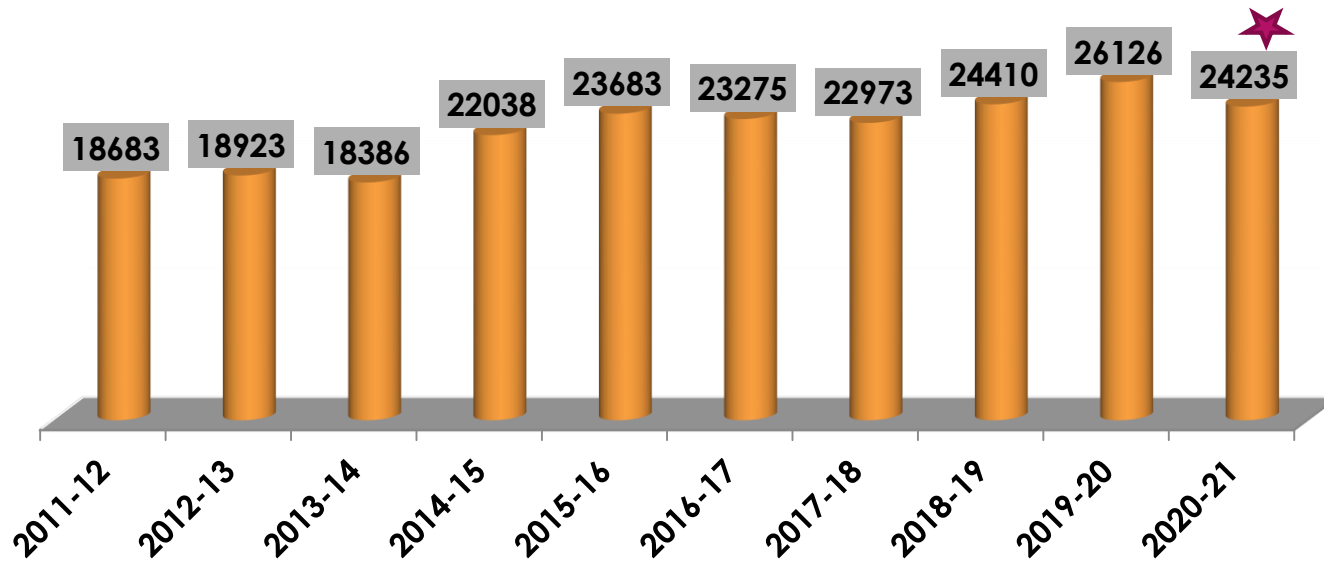
Status	Capacity (MW)
Operational Projects	7,071
Projects Under Construction (including Subsidiary & JV)	5,999
Projects Under Clearance:	
Stand alone	5,756
JV Projects	1,470
Subsidiaries	66
Projects Under Survey & Investigation	1,130
Total	21,492

* Including 50 MW Wind Power Project, Jaisalmer & 50 MW Solar Power Project, Tamilnadu.

** Source-CEA as on 31.12.2021

NHPC 's Track Record – A Ten Year Digest

Standalone Generation (in M.U.)



★ Hydro: 24083 MU(excl. infirm power of 236 MUs : Parbati II), Wind: 62 MU & Solar: 90 MU.

Actual 9M FY'22

Actual 9M FY'21

6

• Country Generation
985 BU

• Country Generation
906 BU

• Share of Hydro Power
126 BU (13 %)

• Share of Hydro Power 127 BU
(14%)

• Share of NHPC (Hydro) Standalone
20987 MU (17%)

• Share of NHPC (Hydro)- Standalone
21373 MU (17%)

Financial Highlights



Sewa II, J&K



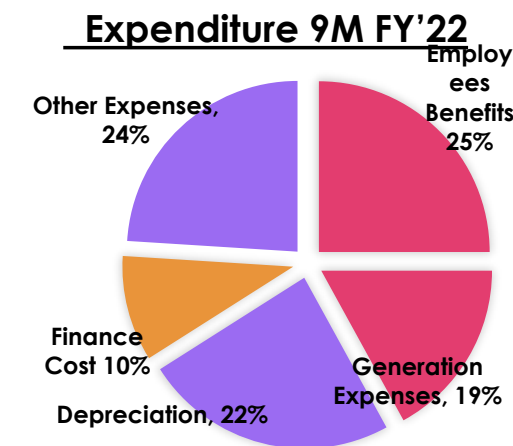
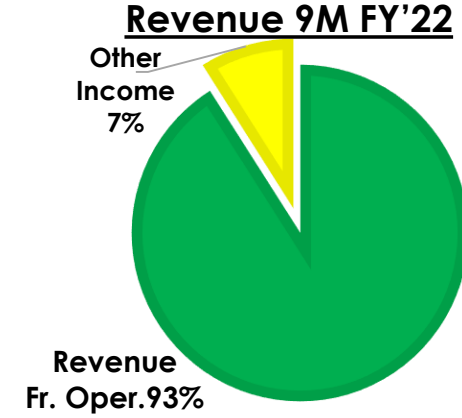
Chamera I, Himachal

Clean Power For Every Home

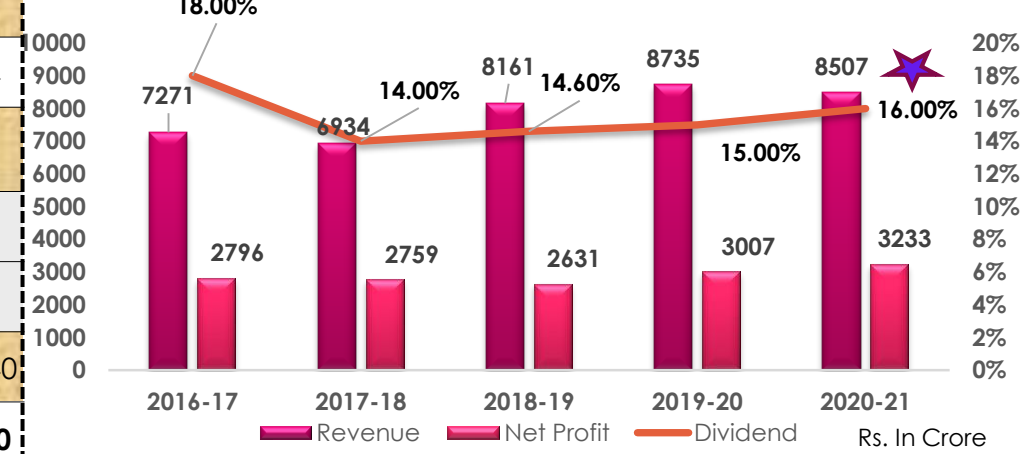
Financial Highlights : Standalone

Particulars	FY'22		FY'21			% Change	
	Nine Months	Qtr-3	Nine Months	Qtr-3	Full Year	Nine Months	Qtr-3
Revenue from Operation	6848.04	1932.39	7165.10	2092.20	8506.58	-4.43	-7.64
Other Income	524.46	150.18	714.36	202.29	1150.81	-26.58	-25.76
Total Income (A)	7372.50	2082.57	7879.46	2294.49	9657.39	-6.43	-9.24
Purchase of Power - Trading	44.58	0.00	212.37	0.00	212.37	-79.01	0.00
Generation Expenses	707.14	128.92	723.19	118.85	854.37	-2.22	8.47
Employee Benefits Expense	942.43	319.34	1048.75	378.74	1409.26	-10.14	-15.68
Finance Cost	398.61	130.41	434.61	141.74	649.59	-8.28	-7.99
Depre. & Amort. Expense	845.96	286.50	998.38	334.94	1234.50	-15.27	-14.46
Other Expenses	898.89	304.37	1009.37	416.63	1425.89	-10.95	-26.94
Total Expenditure(B)	3837.61	1169.54	4426.67	1390.90	5785.98	-13.31	-15.91
Exceptional Items (C)	0.00	0.00	185.00	0.00	185.00	-100.00	0.00
PBT(Before RRA)(D=A-B-C)	3534.89	913.03	3267.79	903.59	3686.41	8.17	1.04
Rate Regu. Income (E)	-1344.80	-1427.29	112.97	41.68	227.09	-1290.40	-3524.40
PBT (After RDA) (F=D+E)	2190.09	-514.26	3380.76	945.27	3913.50	-35.22	-154.40
Tax (G)	-787.53	-1274.82	551.60	137.15	680.13	-242.77	-1029.51
Profit After Tax (H=F-G)	2977.62	760.56	2829.16	808.12	3233.37	5.25	-5.89

Revenue & Expenditure-Analysis



Revenue Vs. Net Profit Vs. Dividend



★ Interim Dividend - 12.50% & Final Dividend 3.50%.

Statement of Assets & Liabilities

Rs. In Crore



Equity and Liabilities	9M FY'22	FY'21
Share Holder's Funds	34319.53	31647.31
Loan Funds-Long Term	20494.95	21241.22
Deferred Tax Liabilities	2139.45	3589.36
Other Long term Liabilities & Provisions	4073.96	4117.32
Current Liabilities & Provisions	7294.23	5706.82
Regulatory Deferral Account Credit Balances	1343.08	0.00
Total Equity & Liabilities	69665.20	66302.03
ASSETS		
PPE (incl. investment property)	18557.32	19168.10
Capital Work in Progress	19687.37	17754.48
Right of Use Assets	1740.10	1752.92
Intangible Asset	2.70	3.52
Non Current Financial Asset	10710.69	9782.22
Non Current Assets (Others)	4586.25	3560.71
Regulatory Asset	6964.86	7063.31
Trade Receivables	3256.66	3206.02
Cash and Bank Balances	812.51	913.96
Current Assets (Others)	3346.74	3096.79
Total Assets	69665.20	66302.03

Debtors Position

Rs. In Crore

10

Total Debtors (in Crs.)

S. N.	Particulars	As on 31.12.2021	As on 30.09.2021	As on 30.06.2021	As on 31.03.2021	As on 31.12.2020
1	Trade Receivables	3257	3428	4062	3206	4059
2	More than 45 days*	1304	1961	2429	1804	3233

Top Five Debtors* (in Crs.)

Name	31.12.2021		31.03.2021	
	Total	More than 45 days	Total	More than 45 days
PDD, J&K (Incl. JKPCCL)	1270	1144	1147	986
UPPCL, UP	674	0	462	298
WBSEDCL	665	64	847	46
PSPCL, Punjab	249	2	333	215
JDVVNL	62	54	128	68

* Net of Provision.

Incentives Position

Comparative Incentive YoY (in Crs.)

Sl.	Particulars	FY21-22					FY20-21				
		Q-1	Q-2	Q-3	Q-4	Total	Q-1	Q-2	Q-3	Q-4	Total
1	Secondary Energy	0.00	0.00	13.36	-	13.36	0.00	22.80	46.88	146.93	216.61
2	Incentives	134.64	178.29	88.94	-	401.87	148.25	136.54	75.11	49.74	409.64
3	Deviation Chrgs.	38.03	46.16	44.43	-	128.62	34.58	44.51	39.42	38.45	156.96
	G. Total	172.67	224.45	146.73	-	543.85	182.83	203.85	161.41	235.12	783.21
4	PAF	91.42%	98.27%	84.48%	-	91.40%	90.98%	91.65%	83.11%	73.51%	84.87%

Supplements

Power Station With Highest PAF Incentive : Uri-II (Rs. 64 Cr. PAF : 98.70%, NAPAF : 70%)

Power Station with highest Deviation Charges: Salal (Rs. 40 Cr.)

Power Station Giving Best Generation : Uri-II (115% of the annual design energy)

Supplements

Power Station with Highest PBT- Dulhasti (Rs. 556 Crs)

NHPC Profit per MW: Rs. 54 lakhs (9M FY'22), Rs. 51 lakhs (9M FY'21)

NHPC Profit per Employee: Rs. 57 lakhs (9M FY'22), Rs. 49 lakhs (9M FY'21)

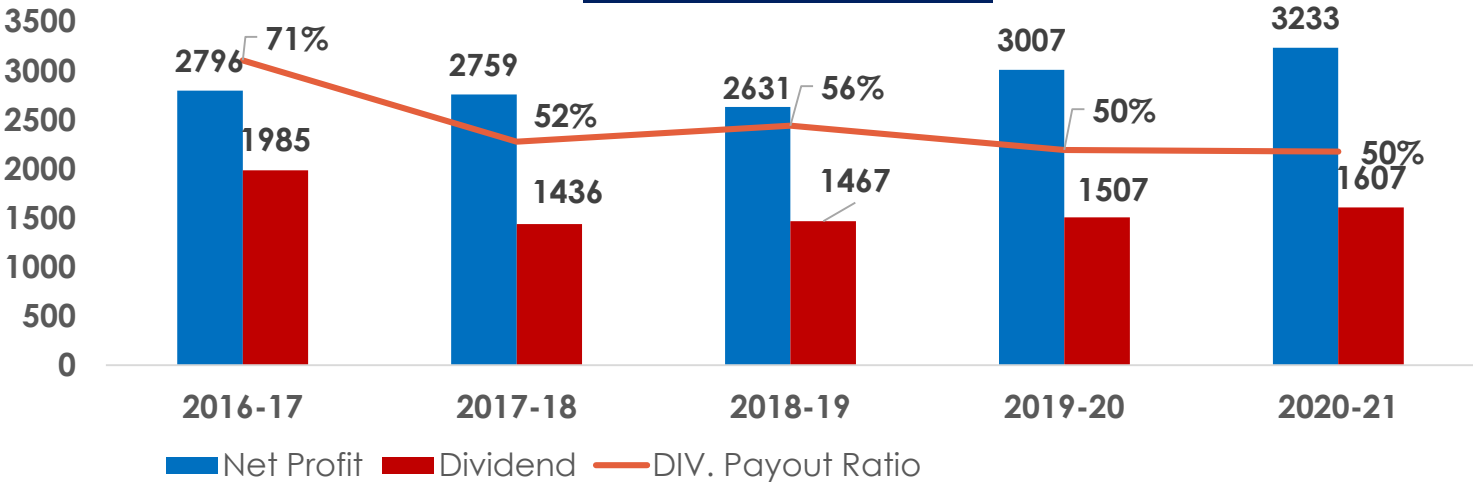
Key Financials : 9M FY'22

12 ₹ In Crore

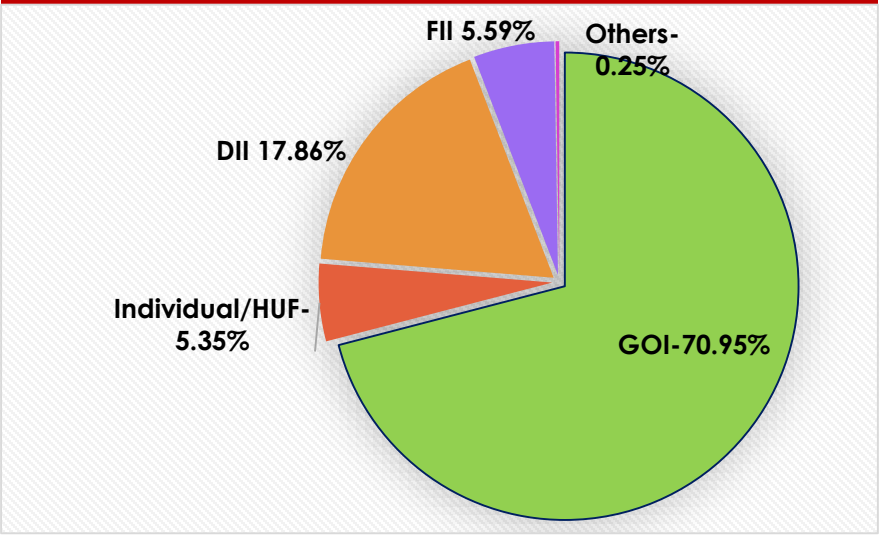
P&L	Standalone
Total Income	7373
EBITDA	4663
EBITDA Margin	63%
PAT	2978
Profit Margin	40%
Dividend Pay Out (FY'21)	Rs. 1.60 Per Share/ 50% of Profit

Balance Sheet	Standalone
Share Capital	10045
Net worth	34320
Long Term Debt	20495
Cash & Bank Bal.	813
Gross Block	38978
CWIP	19687

Dividend Pay out



Shareholding pattern as on 31.12.2021



NHPC – Key Ratios

S. No.	Particulars	9M FY'22		FY'21	
Particulars		Standalone	Consolidated	Standalone	Consolidated
1.	PAT (Rs. in Cr.)	2977.62	3056.42	3233.37	3257.00
2.	Net-worth (Rs. in Cr.)	34319.53	35890.29	31647.31	33090.29
3.	No. of Equity Shares (In Cr.)	1004.50	1004.50	1004.50	1004.50
4.	EPS (Rs.)	2.96*	3.04*	3.22	3.24
5.	Earning Yield(%)**	9.95*	10.22*	11.97	12.04
6.	Dividend Per Share (Rs.)			1.60#	
7.	Dividend Yield(%)**			6.54	
8.	Book Value per share (Rs.)	34.17	35.73	31.51	32.94
9.	PB Ratio**	0.87	0.83	0.78	0.74
10.	PE Ratio**	7.54	7.34	7.59	7.55
11.	Return On Net worth (%)	8.68*	8.52*	10.22	9.84
12.	Market Capitalisation (Rs. in Cr.)**	29884		24560	
13.	Debt Equity Ratio	0.74	0.71	0.78	0.75

* Not annualised. **Stock Price (BSE): as on 09.02.2022 Rs. 29.75 & as on 31.03.2021 Rs. 24.45.

NHDC Ltd. (Subsidiary) – Snapshots : FY 20-21



Shareholding Pattern : 51:49 (NHPC : GoMP)

Installed Capacity : 1520 MW

Design Energy : 2092.76 MUs

Generation : 4236 MUs (FY'21), 4110 MUs (FY'20)

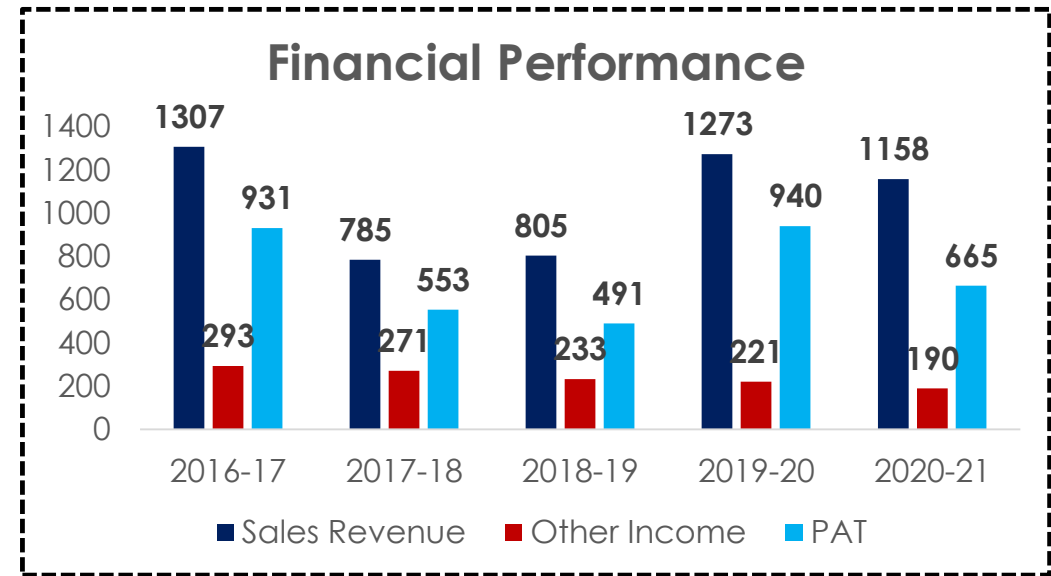
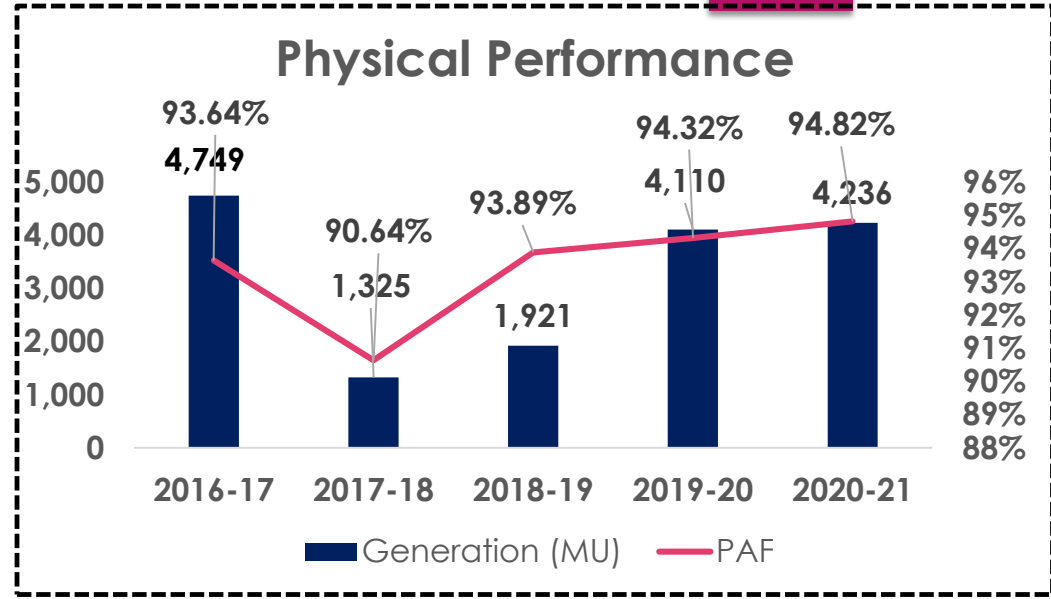
PAF : 94.82% (FY'21), 94.32% (FY'20)

Revenue from operations : Rs. 1158 Crs. (FY'21), 1273 Crs. (FY'20)

PAT : 665 Crs. (FY21), 940 Crs. (FY20)

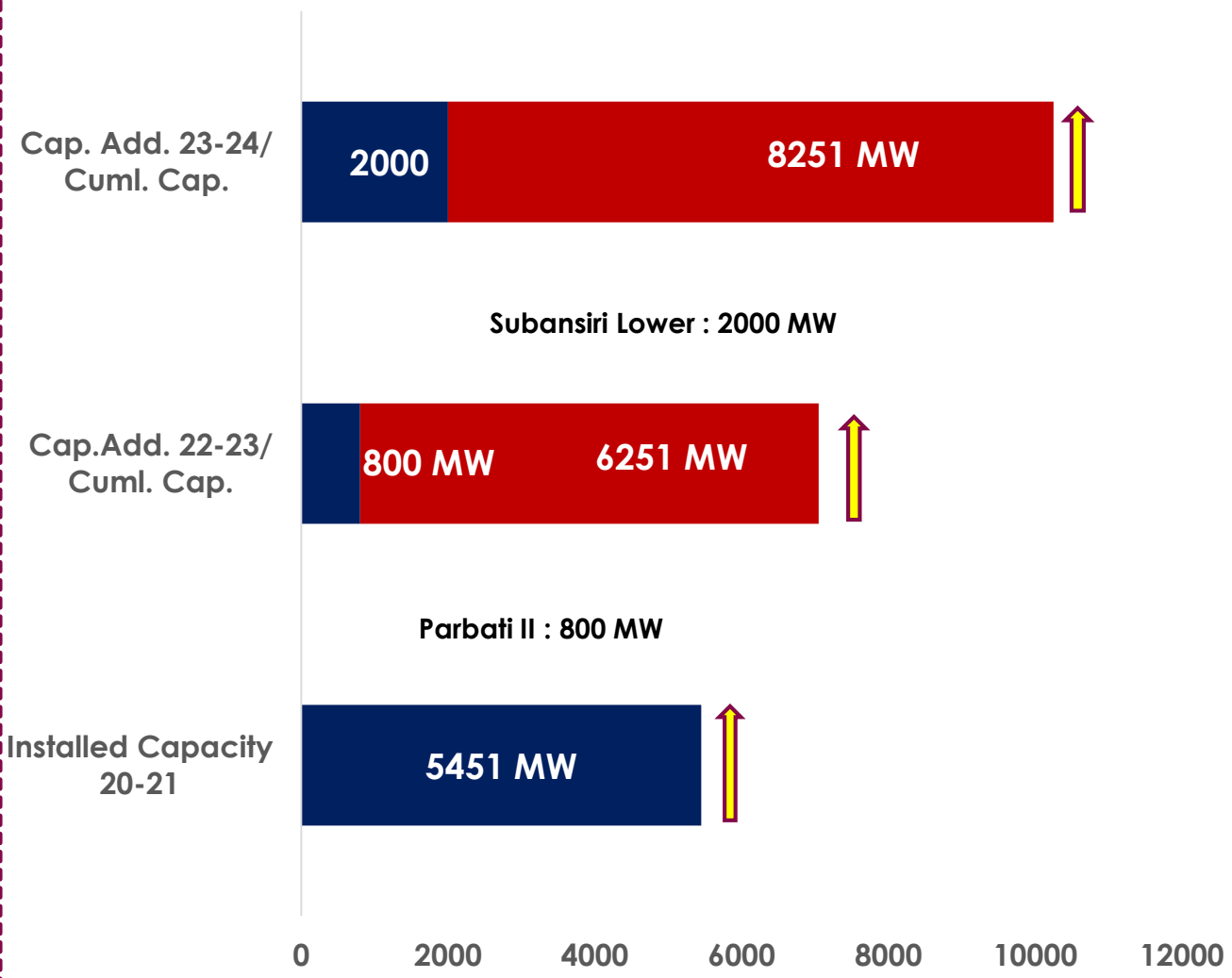
PAF Incentive : Rs. 34 Crs. (FY 21), Rs. 32 Crs. (FY 20)

Secondary Energy : Rs. 254 Crs. (FY 21), Rs. 235 Crs. (FY 20)

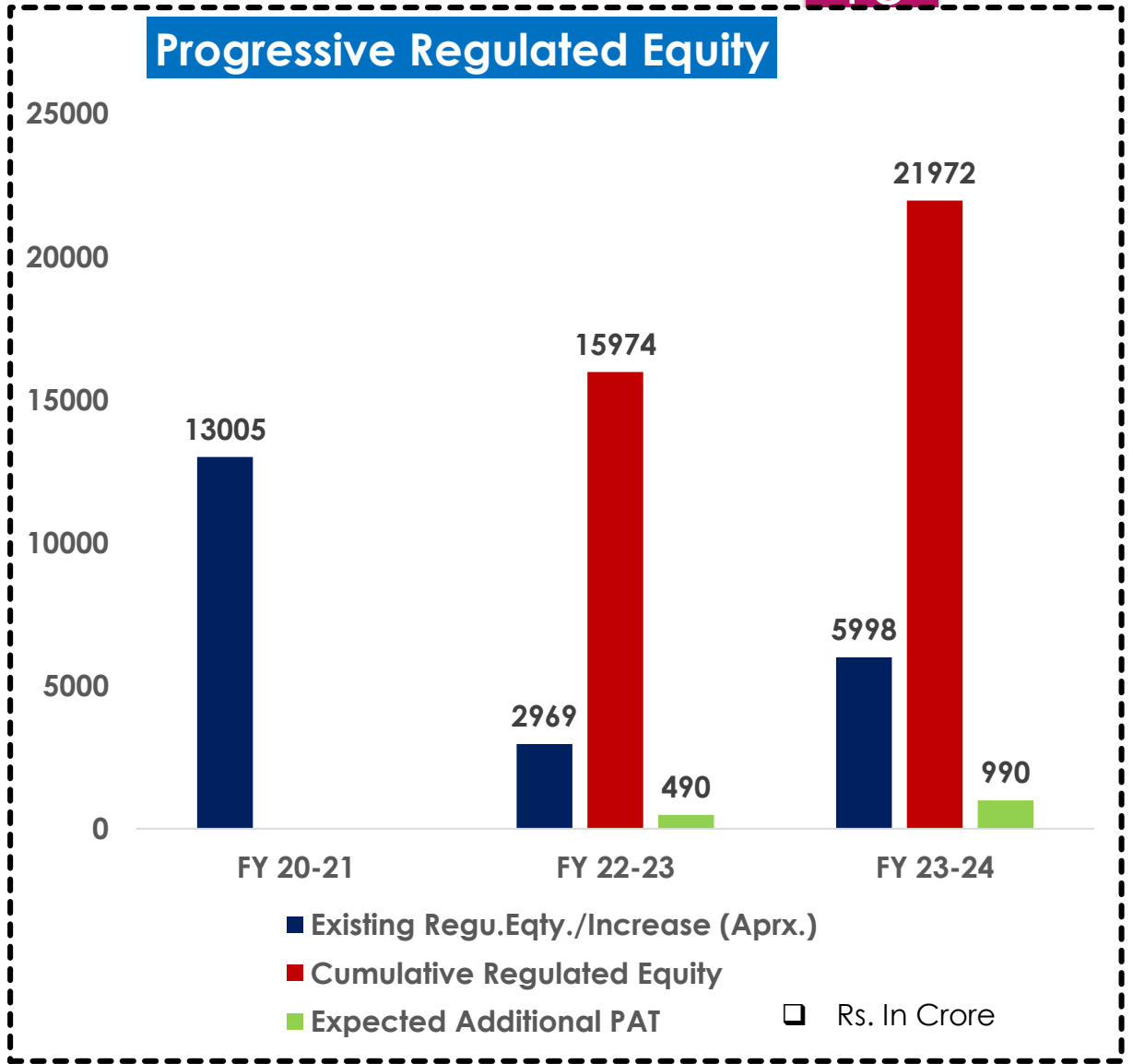


NHPC – Capacity Addition & Regulated Equity (Hydro)

Progressive Capacity Addition



Progressive Regulated Equity



Power Station with highest generation during 9MFY'22 : Salal (3024 MU, Annual D.E-3082 MU)



NHPC – CAPEX

16



F.Y	Amount (Rs. In Crore)	Remarks
2014-15	2615	(Actual)
2015-16	2793	(Actual)
2016-17	2438	(Actual)
2017-18	2722	(Actual)
2018-19	2213	(Actual)
2019-20	4155	(Actual)
2020-21	3568	(Actual)
2021-22	5428	(RE)
2022-23	5862	(BE)



- ❖ Some of the largest Hydroelectric Projects in the Siang and Subansiri Basins have been allotted to NHPC. The Projects in Subansiri Basin viz. 2000 MW Subansiri Upper and 1800 MW Subansiri Middle shall be developed by NHPC on standalone basis while 10000 MW Upper Siang and 2700 MW Siang Lower in Siang Basin are to be developed on JV mode.
- ❖ MoU has been signed with Bihar State Hydroelectric Power Corporation Limited (BSHPC) on 14th June'21 for implementation of 130.1 MW Dagmara Hydro Electric Project in Supaul district of Bihar. The project is the largest hydropower project in Bihar and shall be implemented by NHPC on ownership basis.
- ❖ Public Investment Board (PIB) had recommended 850 MW Ratle HE Project for implementation. The new joint venture of NHPC and Jammu & Kashmir State Power Development Corporation Limited (JKSPDC) by which the project shall be implemented has been incorporated namely "Ratle Hydroelectric Power Corporation Limited" on 1st June'21. Ministry of Power has conveyed the Government investment sanction for implementation of Ratle HE Project at an amount of Rs.5281.94 crore.
- ❖ Power Purchase Agreement (PPA) has been signed between NHPC and State Discom, GRIDCO on 19.05.2021 for 40 MW Solar PV Project in Ganjam District and LOA for EPC Contract has also been issued to M/s Tata Power Solar Systems Limited on 24.05.2021.
- ❖ NHPC bagged 1000 MW Solar Power Project at a Viability Gap Funding (VGF) of Rs. 44.90 Lakh/MW under CPSU Scheme, Phase-II, Tranche-III in the e-Reverse auction conducted by Indian Renewable Energy Development Authority (IREDA) on 23.09.2021.
- ❖ NHPC signed Promoters' Agreement with Green Energy Development Corporation of Odisha Ltd. (GEDCOL) on 04.01.2022 for "Development of 500 MW Floating Solar Projects on different water bodies in Odisha". The equity shareholding of NHPC and GEDCOL in the proposed Joint Venture Company shall be in the proportion of 74:26.

Renewable Energy

☐ Solar Energy



Clean Power For EVERY HOME

A (i) Standalone (Ownership Based)

(a) Under Construction

S.No	Name of Project	Capacity (MW)	Estimated Capital cost	Expected Commissioning Schedule	Tariff (Rs./unit)	Status of PPA
1	Solar Power Project, Ganjam (Odisha)	40	178.00	2022-23	2.75	PPA Signed with GRIDCO
Total-(a)		40	178.00			

(b) Tender Stage

S.No	Name of Project	Capacity (MW)	Estimated Capital cost	Expected Commissioning Schedule	Tentative Tariff (Rs./unit)	Status of PPA
1	Floating Solar, West Kallada (Kerala) under UMREPP	50	250.00	2022-23	3.40	PPA to be signed with KSEB as per discovered tariff
2	Ground Mounted Solar, Jaisalmer (Rajasthan) under UMREPP	600	3000.00	2022-23	2.90	PPA under exploration
3	Solar Project, Tamilnadu	500	2500.00	2022-23	3.50	PPA under exploration
4	Solar Project, Tamilnadu	100	500.00	2022-23	3.50	
5	Projects under CPSU scheme	1000	5000.00	2022-23	2.45	PPA under exploration
Total-(b)		2250	11250.00			
Sub Total Standalone (Ownership Based) - A(i): (a+b)		2290	11428.00			

A (ii) Standalone (As Intermediary Procurer)

(a) Under Construction

S.No	Name of Project	Capacity (MW)	Estimated Capital cost	Expected Commissioning Schedule	Tariff (Rs./unit)	Status of PPA
1	Projects through Solar Power Developers, Rajsthan	2000	0.00	2022-23	2.55 (1600 MW) 2.56 (400 MW)	PPA and PSA signed. Tariff adopted by CERC
	Total-(a)	2000	0.00			

(b) Under Pipeline

S.No	Name of Project	Capacity (MW)	Estimated Capital cost	Expected Commissioning Schedule	Tentative Tariff (Rs./unit)	Status of PPA
1	Solar, Wind & Storage Hybrid Projects Developers	1000	0.00	2023-24	To be discovered	To be explored subsequently
	Total-(b)	1000	0.00			
Sub Total Standalone (As Intermediary Procurer)-A(ii): (a+b)		3000	0.00			
Grand Total-A:[A(i)+A (ii)]		5290	11428.00			

B. JV Mode

(a) Under Construction

S.No	Name of Project	Capacity (MW)	Estimated Capital cost	Expected Commissioning Schedule	Tentative Tariff (Rs./unit)	Status of PPA
1	Solar Power Project, Kalpi (UP) (JV-BSUL)	65	312.00	2021-22	3.02	In process with UPPCL
	Total- (a)	65	312.00			

(b) Tender Stage

S.No	Name of Project	Capacity (MW)	Estimated Capital cost	Expected Commissioning Schedule	Tentative Tariff (Rs./unit)	Status of PPA
1	Floating Solar Project, Odisha (Proposed JV between NHPC (74%) & GEDCOL (26%))	300	1500.00	2023-24	3.50	To be explored by JVC with State Discom
2	Solar Park, Madhogarh (U.P.) (JV-BSUL)	45	210.00	2022-23	3.30	To be explored subsequently
3	Solar Park, Mirzaour (U.P.) (JV-BSUL)	100	480.00	2022-23	3.30	To be explored subsequently
	Total- (b)	445	2190.00			

B. JV Mode

(c) Under Pipeline

S.No	Name of Project	Capacity (MW)	Estimated Capital cost	Expected Commissioning Schedule	Tentative Tariff (Rs./unit)	Status of PPA
1	Floating Solar Project, Odisha (Proposed JV between NHPC (74%) & GEDCOL (26%))	200	1000.00	2023-24	3.50	To be explored by JVC with State Discom
2	Solar Park, Jalaun (U.P.) under UMREPP (JV-BSUL)	1200	840.00	2023-24	To be discovered	To be explored subsequently
	Total- (c)	1400	1840.00			
Grand Total-B:(a+b+c)		1910	4342.00			

NHPC Projects At A Glance



NHPC-Energising India With Hydropower

S. No	NHPC Project & State/UT	Installed Capacity (MW)	Design Energy (MU)	Year of comm.	Capital Cost as on 31.03.21	Tariff (18-19) (Rs. /Kwh)*	Type of the project
1	Baira Siul (3x60) Himachal Pradesh	180	779.28	1981 (Sep)	204.86	2.04	Run of River (ROR) with small pondage
2	Loktak, (3*35) Manipur	105	448.00	1983 (May)	195.35	3.86	Storage
3	Salal, (6x115) Jammu & Kashmir	690	3082.00	1987 (Nov)	1067.82	2.35	ROR
4	Tanakpur, (3x40) Uttarakhand	94	452.19	1992 (Apr)	428.93	3.30	ROR
5	Chamera-I, (3x180) Himachal Pradesh	540	1664.55	1994 (Apr)	2108.03	2.28	Storage
6	Uri-I, (4x120) Jammu & Kashmir	480	2587.38	1997 (Apr)	3450.64	2.11	ROR
7	Rangit, (3*20) Sikkim	60	338.61	2000 (Feb)	511.98	3.81	ROR with small pondage
8	Chamera-II, (3*100) Himachal Pradesh	300	1499.89	2004 (Feb)	2021.80	2.01	ROR with small pondage
9	Dhauliganga-I, (4x70) Uttarakhand	280	1134.69	2005 (Oct)	1770.79	2.43	ROR with small pondage.
10	Dulhasti, (3x130) Jammu & Kashmir	390	1906.8	2007 (Mar)	5253.80	6.00	ROR with small pondage

NHPC – Projects in Operation... contd.

S.No.	NHPC Project	Installed Capacity (MW)	Design Energy (MU)	Year of Comm.	Capital Cost as on 31.03.21	Tariff (18-19) (Rs. /Kwh)*	Type of the project
11	Teesta-V, (3x170) Sikkim	510	2572.70	2008 (Mar)	2839.85	2.33	ROR with small pondage
12	Sewa-II, (3x40) Jammu & Kashmir	120	533.53	2010 (Jun)	1152.71	5.48	ROR with small pondage
13	Chamera-III , (3x77) Himachal Pradesh	231	1108.17	2012 (Jun)	2141.40	3.94	ROR with small pondage
14	Chutak , (4x11) Jammu & Kashmir	44	212.93	2013 (Jan)	947.93	9.24	ROR
15	TLDP-III, (4x33) West Bengal	132	594.07	2013 (Mar)	1931.49	5.03	ROR with small pondage
16	Nimoo Bazgo, (3x15) Jammu & Kashmir	45	239.33	2013 (Jan)	1073.96	10.69	ROR with small pondage
17	Uri –II, (4x60) Jammu & Kashmir	240	1123.77	2014 (Feb)	2443.78	5.16	ROR
18	Parbati-III (4x130) Himachal Pradesh	520	1963.29	2014 (May)	2726.61	3.08	ROR with small pondage
19	TLDP IV (4x40), West Bengal	160	717.72	2016 (Aug)	1698.86	4.35	Run of River with small pondage
20	Kishanganga (3x110) Jammu & Kashmir	330	1712.96	2018 (Mar)	5935.46	4.10	Run of River with Pondage
	Total-A	5451	24671.86		39906.05	3.40	* Tariff for 2019-20 and 2020-21 yet to be notified.

NHPC – Projects in Operation... contd.

Renewable Energy

26

S.No	Project	Installed Capacity (MW)	Design Energy (MU)	Year of Comm.	Capital Cost as on 31.03.2021	Tariff 20-21 (Rs./unit)	Place of Project
1	Wind Power	50	94.25	2016	330.40	3.67	Lakhmana, Jaisalmer
2	Solar Power	50	105.96	2018	290.59	4.41	Theni/Dindigul District, Tamilnadu
	Total-B	100	200.21		620.99		
Sub Total Stand-alone(A+B)		5551	24872.07		40527.04	3.41	

Operational Projects with Subsidiary

S.No	Project	Installed Capacity (MW)	Design Energy (MU)	Year of Comm.	Capital Cost	Tariff 18-19 (Rs./Kwh)*	Type of the project
1	Indrasagar, (8x125) Madhya Pradesh	1000	1423.26	2005	4865.09	3.70	Storage
2	Omkareshwar, (8x65) Madhya Pradesh	520	669.50	2007	3152.66	5.25	Storage
	Total-C	1520	2092.76		8017.75		* Tariff for 2019-20 and 2020-21 yet to be notified.
Grand Total-D:(A+B+C)		7071	26964.83				

NHPC: Projects Under Construction

Project Under Construction-Standalone

NHPC Project	Installed Capacity (MW)	Design Energy (MU)	Type of the project	CCEA Estimated Cost (Rs. Crore) (Price Level)	Anticipated Project Cost (Rs. Crore)	Provisional Project Expenditure till -December'21 (Rs. Crore)	Expected Commissioning Schedule
Subansiri Lower (8X250) Assam/ Ar. Pradesh	2000	7422	Run of River	6285.33 (Dec'02)	19992.43 (Jan'20)	14738.05	FY 23-24 (Q-2)
Parbati II (4X200) Himachal Pradesh	800	3125	Run of River with small pondage	3919.59 (Dec'01)	9897.59 (Apr'20)	9357.83	FY 22-23 (Q-4)
Total (A)	2800	10547		10204.92	29890.02	24095.88	

Project Under Construction- JV

NHPC Project	Installed Capacity (MW)	Design Energy (MU)	Type of the project	CCEA Estimated Cost (Rs. Crore) (Price Level)	Anticipated Project Cost (Rs. Crore)	Provisional Project Expenditure till -December'21 (Rs. Crore)	Expected Commissioning Schedule
Pakal Dul (4X250) UT of J&K	1000	3330	Run of River	8112.12 (Mar'13)	8112.12 (Mar'13)	2056.79	FY 25-26 (Q-2)
Kiru (4X156) UT of J&K	624	2272	Run of River	4287.59 (July'18)	4287.59 (July'18)	617.92	FY 25-26 (Q-2)
Total (B)	1624	5602		12399.71	12399.71	2674.71	

NHPC: Projects Under Construction

Project Under Construction-Subsidiary

NHPC Project	Installed Capacity (MW)	Design Energy (MU)	Type of the project	CCEA Estimated Cost (Rs. Crore) (Price Level)	Anticipated Project Cost (Rs. Crore)	Provisional Project Expenditure till – December'21 (Rs. Crore)	Expected Commissioning Schedule
Teesta-VI (4X125) Sikkim	500	2400	Run of River	5748.04 (July'18)	5748.04 (July'18)	1256.07	FY 23-24 (Q-4)
Rangit-IV (3X40) Sikkim	120	508	Run of River with small pondage	938.29 (Oct'19)	938.29 (Oct'19)	169.08	FY 24-25 (Q-1)
Rattle (4X205+30) UT of J&K	850	3137	Run of River	5281.94 (Nov'18)	5281.94 (Nov'18)	5.90	FY 26-27 (Q-1)
Total (C)	1470	6045		11968.27	11968.27	1431.05	
Total (A+B+C)	5894	22194		34572.90	54258.00	28201.64	

S.No.	Projects	Installed Capacity (MW)	Design Energy (MUs)	Cost (In Crore) & PL	Status
1	Teesta-IV (4x130) (Sikkim)	520	2252	6113 (Apr'21)	<ul style="list-style-type: none"> All statutory clearances have been received except forest clearance (stage-II). FRA Compliance is underway. Approval for pre-investment activities has been received. PIB Memo at Apr'21 PL circulated by MoP on 20.11.2021. Replies to comments of CEA, NITI Aayog, DoE, DoEA and CWC stands submitted.
2	Dibang (12x240) (Ar. Pradesh)	2880	11223	32983 (May'21)	<ul style="list-style-type: none"> Concurrence to Project, Environment Clearance, Forest Clearance (Stage-I) and FRA clearance has been received. CCEA approval for Rs. 1600 crore to incur expenditure on pre-investment activities & balance clearances of the project has been accorded. Forest Clearance (Stage-II) has been accorded on 12.03.2020. Matter regarding cost of compensation for land acquisition is subjudice. PIB Memo at May'21 PL circulated by MoP on 18.01.2022. CEA, CWC and MoJS have offered no comments on PIB Memo.

S.No.	Projects	Installed Capacity (MW)	Design Energy (MUs)	Cost (In Crore) & PL	Status
3	Dugar (Himachal Pradesh)	500	1758	3920 (Apr'21)	<ul style="list-style-type: none"> MoU was signed on 25.09.2019 between NHPC and Govt. of Himachal Pradesh. Project Installed capacity revised from 449 MW to 500 MW as per Power Potential Study by HPA, CEA on 22.10.2020, resulting increase in design energy from 1610 MU to 1758.40 MUs. Detailed Project Report (DPR) has been submitted to CEA on 25.11.2020. DPR is under examination at CEA/CWC. MoEF & CC vide letters dated 05.08.2020 and 08.02.2021 accorded approval to TOR for the project. Draft EIA/ EMP report submitted to HP State Pollution Control Board (HPSPCB) on 08.11.2021 for conducting public hearing. Requisite fees deposited with HPSPCB, Chamba. Notification for declaring date of Public hearing is yet to be issued by HPSPCB. Matter is being pursued.
4	Sawalkot (6x225+1x56) (UT of J&K)	1856	7995	19021 (Aug'21)	<ul style="list-style-type: none"> MOU has been signed between NHPC Ltd. and JKSPDCL on 03.01.2021. The project shall be executed by NHPC on BOOT basis for the period of 40 years. Agreement for handing over / taking over signed between NHPC and JKSPDC on 11.12.2021 & NHPC has taken over the Project. Revised draft PIB note seeking recommendation of Public Investment Board for the pre-investment activities amounting to ₹973 crore has been submitted to MoP on 19.01.2022. Process for obtaining forest clearance has been initiated.
Total (C)		5756	6045	62037	

Projects Under JV

S.No	Projects	Installed Capacity (MW)	Design Energy (MUs)	Cost (In Cr.) & PL	Status
1	Kwar (4x135) UT of J&K (under CVPPPL)	540	1976	4526 (Sept'20)	<ul style="list-style-type: none"> All clearances are available. UT of J&K has conveyed its approval vide letter dated 11.11.2020 for exemptions of free power & water usage charges for first 10 years and waiver of SGST of all supplies. PIB note of Kwar HE Project seeking approval for Investment through M/s CVPPPL for construction of Kwar Project at an estimate cost of ₹ 4262.35 crore at Sep'2020 PL considering subordinate debt of ₹ 2000 crore, Infusion of equity of ₹ 641.46 crore by NHPC and Grant of ₹ 616.30 crore to M/s CVPPPL for equity contribution of JKSPDCL was discussed in PIB meeting held on 16.11.2021. During the meeting PIB was not inclined to sanction the subordinate debt of ₹2000 crore. UT of J&K vide order dated 28.12.2021 granted the exemption of free power in a decremental manner from the COD of the project in place of earlier exemption of 12% Free power for a period of 10 years after COD. The exemption of free power will be 10% in the first year and will decrease by 2% every year upto 5th year after COD of the project. Revised PIB note of Kwar HE Project circulated by MoP on 13.01.2022 seeking approval for Investment through M/s CVPPPL for construction of Kwar Project at an estimate cost of ₹4526.12 crore at Sep' 2020 PL, with proposed grant of ₹69.80 crore towards cost of Enabling Infrastructure, and Gol loan of ₹ 2119.42 crore @ 7.3% p.a. to CVPPPL, Infusion of equity of ₹ 681.82 crore by NHPC and Grant of ₹ 655.08 crore to M/s CVPPPL for equity contribution of JKSPDC. PIB discussed the proposal in its meeting held on 27.01.2022. The Minutes of Meeting are awaited.

NHPC –JV Projects Under Clearance



Projects Under JV

S.No	Projects	Installed Capacity (MW)	Design Energy (MUs)	Cost (In Cr.) & PL	Status
2	Kirthai-II (6x140 + 2x35 + 2x10)	930	3442	6384 (Feb'20)	<ul style="list-style-type: none">• MOU has been signed between NHPC Ltd. and JKSPDCL on 03.01.2021.• The project shall be executed by M/s CVPPPL on the same terms and conditions of that of Pakaldul, Kiru & Kwar H E Projects.• JKSPDC has formed a committee to expedite handing over-taking over process Vide letter dated 04.02.2021.• The Appraisal has been transferred in the name of CVPPPL by CEA on 29.12.2021.
Total		1470	5418	10910	

Projects Under Subsidiary

S.No	Projects	Installed Capacity (MW)	Design Energy (MUs)	Cost (In Cr.) & PL	Status
1	Loktak D/S (2x33) Manipur	66	333.76	1311 (Jul 20)	<ul style="list-style-type: none"> ▪ All statutory clearances of project except CCEA are available. ▪ Tendering of all major works is in process. ▪ PPA signed between Govt. of Manipur and LDHCL on 31.08.2020. ▪ PIB Memo meeting held on 14.07.2021. As per PIB minutes, Cost (at completion) of Project without & with establishment cost till zero date, likely year wise phasing of expenditure at Completion Cost (including establishment cost till zero date) during project cycle and funds to be made available by State Govt. of Manipur & Tariff calculations furnished to MoP vide letter dated 16.08.2021 for further direction & necessary action. ▪ NHPC shared the above information with Govt of Manipur as per direction of PIB vide letter dtd 19.08.2021. ▪ Additional Secretary, MoP & Secretary (Power), MoP vide DO dated 05.10.2021 & 22.11.2021 respectively requested Chief Secretary, Govt of Manipur to look into the matter and expedite the confirmation of Govt. of Manipur. ▪ Confirmation from Govt of Manipur is still awaited.
TOTAL		66	333.76	1311	

NHPC –Projects Under Survey & Investigation



S. No.	Projects	State	Installed Capacity (MW)	Status
Projects Under FR/DPR Preparation				
1	Garba Tawaghat	Uttarakhand	630	<ul style="list-style-type: none"> Implementation of the project is held up due to pending consent consent of Govt. of Nepal. 8th Indo-Nepal meeting was held on 10th-11th December 2020, but the matter was not kept in final agenda, though its inclusion as agenda point was proposed by NHPC. A letter dtd 15.01.2021 has been sent by CMD, NHPC to Secy. (Water Resource) with a request to take up the matter with Govt. of Nepal/appropriate forums for clearance under Mahakali Treaty. The issue was also not discussed in the 9th meeting of Nepal-India Oversight Mechanism held at Kathmandu through VC on 16.08.2021. NHPC vide letter dated 03.11.2021 & 10.12.2021 has requested MoP to take up the matter with MEA/MoWR for discussion with Govt. of Nepal/appropriate forums for clearance under Mahakali treaty. NHPC vide letter dated 28.01.2022 has requested MoP to take up the matter with MoWR for placing the project in the agenda of the next meeting of JCWR to be convened and facilitate implementation of Garba Tawaghat HE Project by NHPC.
2	Dulhasti Stage-II	UT of Jammu & Kashmir	260	<ul style="list-style-type: none"> MOU has been signed between NHPC Ltd. and JKSPDCL on 03.01.2021. The project shall be executed by NHPC on BOOT basis for the period of 40 years. 1st Consultation Meeting with CEA for preparation of DPR was held on 17th Mar'2021 and MOM was issued on 25.03.2021. Further activities for preparation of DPR are in progress. MoEF&CC vide letter dated 16.07.2021 has conveyed the approval to the ToR for EIA/EMP studies of the project. EIA studies is in progress. No forest clearance required. NOC obtained from Forest dept. Defence Clearance has been accorded by MoD on 03.01.2022.

NHPC –Projects Under Survey & Investigation

35

S. No.	Projects	State	Installed Capacity (MW)	Status
Projects Under FR/DPR Preparation				
3	Uri-I Stage-II	UT of Jammu & Kashmir	240	<ul style="list-style-type: none"> MOU has been signed between NHPC Ltd. and JKSPDCL on 03.01.2021. The project shall be executed by NHPC on BOOT basis for the period of 40 years. 1st Consultation Meeting with CEA for preparation of DPR was held on 15th Feb'2021 and MOM issued on 22.02.2021. CEA-HPA division during examination of power potential studies, vide letter dated 12.04.2021 has recommended that: "it is advised that the developer may drop the planned Uri-I Stage-II project and fully utilize existing project in national interest". NHPC has requested CEA to review the power potential studies vide letter dated 21.4.2021. MOEF&CC vide letter dated 10.06.2021 has conveyed the approval to the TOR. EIA/ EMP studies is in progress. Process for obtaining forest clearance has been initiated. CEA vide letter dated 03.09.2021 has given go ahead with framing of the DPR of Uri-I Stage-II HEP. All (9 nos.) Pre-DPR chapters have been submitted to concerned directorates of CEA/CWC/GSI/CSMRS etc. and 3 Chapters cleared out of 9 Chapters.
	Total		1130	



Thank
You

