



Clean Power For Every Home



INVESTOR PRESENTATION FINANCIAL YEAR 23-24 : March 2024



Presentation Outline

2

NHPC Today

Financial Highlights

Financial Ratios

Projects at a Glance

Projects under Pipeline & New Initiatives



Our Vision: To be a global leading organization for sustainable development of clean power through competent, responsible and innovative values.



Subansiri Lower Project



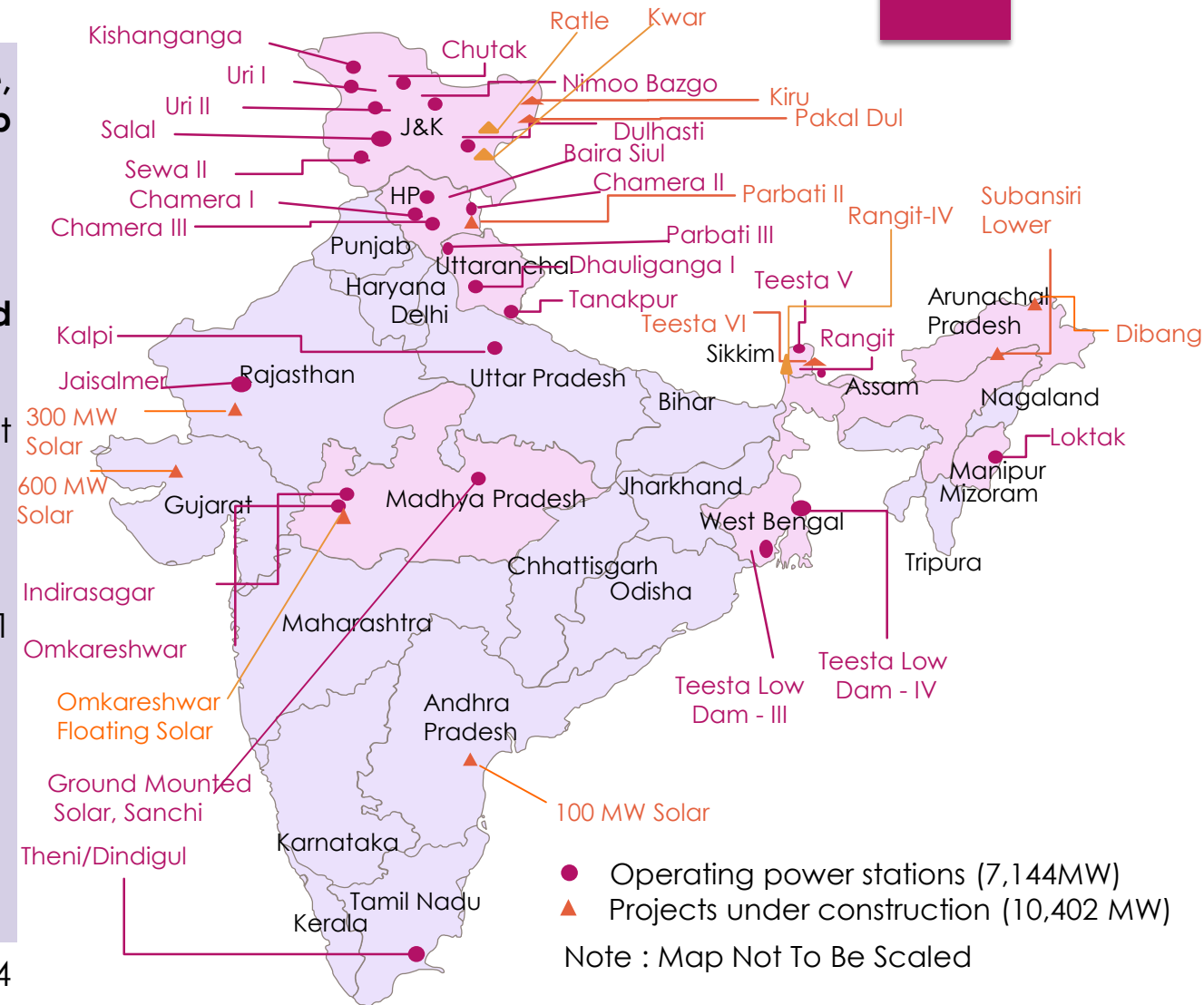
Teesta V, Sikkim

PHYSICAL SNAPSHOT

4

- Incorporated in 1975 with authorised capital of Rs. 200 crore, the present authorised capital is Rs.15000 crore (Paid Up Capital Rs.10,045 crore)
- Mini-Ratna Category-I PSU (since Apr-08)
- Established track record, strong operational performance and in-house engineering capabilities
- Involved across the entire chain of hydro power project development – from concept to commissioning.
- Presence across 13 states & 2 UTs.
- 15% share of installed hydro-electric capacity in India (6,971 MW out of 46,928 MW*).
- Consultancy business.
- Power trading business.
- Exposure to international business opportunities.

* Source-CEA as on 31.03.2024



7144 MW installed capacity (6971 MW Hydro & 173 MW Renewable Energy) through 26 power stations

PHYSICAL SNAPSHOT

5

Installed Capacity

- ❖ Power Stations under Operation-22 Nos. (5551 MW*)
- ❖ Power Stations with Subsidiary-4 Nos. (1593 MW)
- ❖ Total Operational Projects – 26 Nos. (7144 MW)

Under Construction

- ❖ Projects Under Construction (including Subsidiary & JV) :-
 - Hydro & Solar - 13 Nos. (10402 MW)

Awaiting Clearances

- ❖ Projects Awaiting Clearances : -
 - Standalone - 4 Nos. (3116 MW)
 - Subsidiary – 2 No. (996 MW)

Under Survey & Investigation

- ❖ Projects under Survey & Investigation - 4 Nos. (4110 MW)

Hydro Power is 11% (46928 MW) of All India Installed Capacity (441970 MW#) .

NHPC Contribution is 15% of Installed Hydro Power On Consolidated Basis.

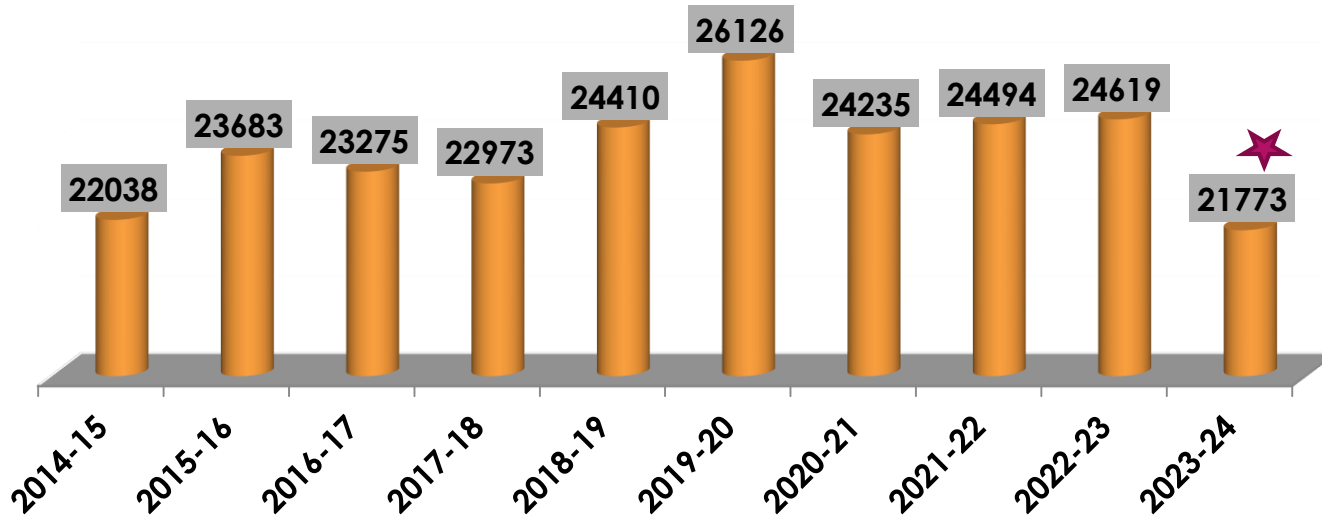
Status	Capacity (MW)
Operational Projects	7,144
Projects Under Construction (including Subsidiary & JV)	10,402
Projects Under Clearance:	
Stand alone	3,116
Subsidiaries	996
Projects Under Survey & Investigation	4110
Total	25,768

Including 50 MW Wind Power Project, Jaisalmer & 50 MW Solar Power Project, Tamilnadu.

#Source-CEA as on 31.03.2024

NHPC 's Track Record – A Ten Year Digest

Standalone Generation (in M.U.)



6

Actual FY'24

Actual FY'23

• Country Generation
1738 BU

• Country Generation
1624 BU

• Share of Hydro Power
134 BU (7%)

• Share of Hydro Power
162 BU (10%)

• Share of NHPC (Hydro) Standalone
21608 MU (16%)

• Share of NHPC (Hydro) Standalone
24452 MU (15%)

★ Hydro: 21608 MU(excl. infirm power of 7 MUs : Parbati II), Wind: 82 MU & Solar: 83 MU.

Financial Highlights



Sewa II, UT of J&K



Chamera I, Himachal

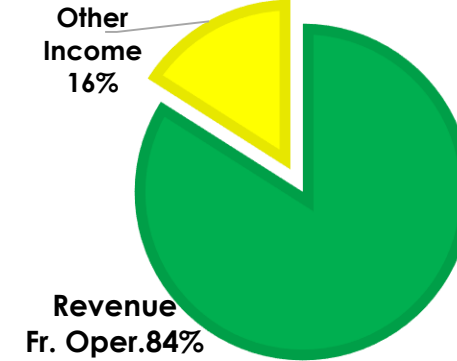
Clean Power For Every Home

Financial Highlights : Standalone

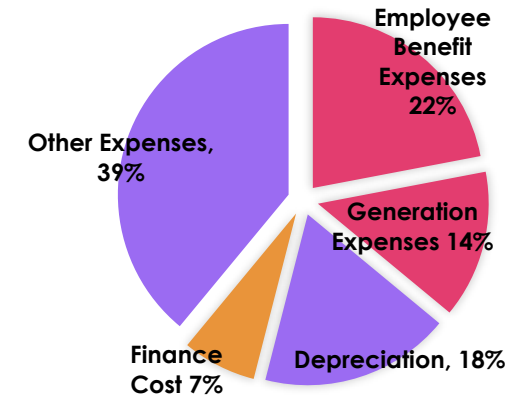
Particulars	FY'24		FY'23		% Change	
	12 Months	Qtr-4	12 Months	Qtr-4	12 Months	Qtr-4
Revenue from Operation	8404.92	1651.55	9316.34	1717.43	-9.78	-3.84
Other Income	1620.07	590.88	834.56	253.78	94.12	132.83
Total Income (A)	10024.99	2242.43	10150.90	1971.21	-1.24	13.76
Generation Expenses	814.27	-246.95	936.46	152.07	-13.05	-262.39
Employee Benefits Expense	1296.58	368.81	1301.35	416.93	-0.37	-11.54
Finance Cost	425.13	94.54	476.16	112.21	-10.72	-15.75
Depre. & Amort. Expense	1111.00	280.19	1145.44	286.25	-3.01	-2.12
Other Expenses	2315.81	788.06	1707.89	486.40	35.59	62.02
Total Expenditure(B)	5962.79	1284.65	5567.30	1453.86	7.10	-11.64
PBT(Before RRA)(C=A-B)	4062.20	957.78	4583.60	517.35	-11.38	85.13
Rate Regu. Income (D)	233.28	163.78	-144.41	215.56	-261.54	-24.02
PBT (After RRA) (E=C+D)	4295.48	1121.56	4439.19	732.91	-3.24	53.03
Tax (F)	551.54	423.80	605.40	163.44	-8.90	159.30
Profit After Tax (G=E-F)	3743.94	697.76	3833.79	569.47	-2.34	22.53

Revenue & Expenditure-Analysis

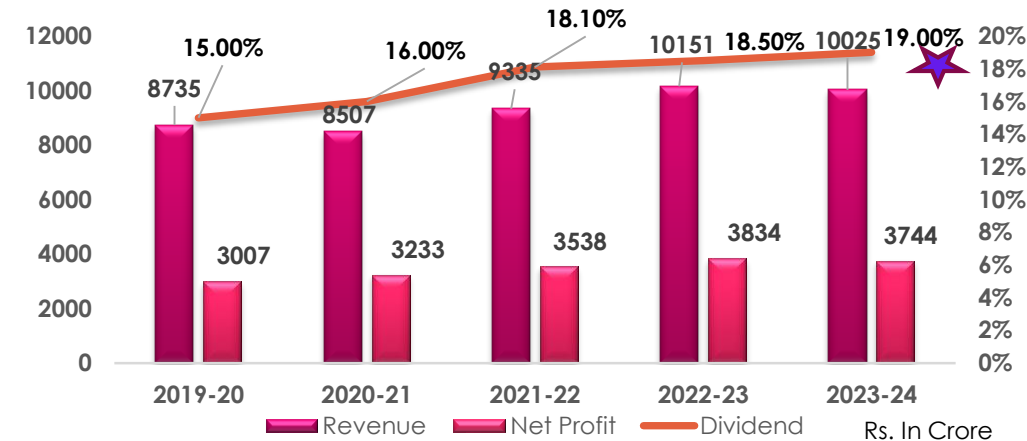
Revenue FY'24



Expenditure FY'24



Revenue Vs. Net Profit Vs. Dividend



★ Interim Dividend – 14.00% & Final Dividend 5.00%.

Statement of Assets & Liabilities

Rs. In Crore



9

Equity and Liabilities	FY'24	FY'23
Share Holder's Funds	37268.61	35407.96
Long Term Borrowings	26338.22	25254.69
Long Term Lease Liabilities	18.23	11.70
Deferred Tax Liabilities	1668.45	1937.34
Other Long term Liabilities & Provisions	4469.99	4138.55
Current Liabilities & Provisions	8115.89	7041.68
Regulatory Deferral Account Credit Balances	923.20	923.20
Total Equity & Liabilities	78802.59	74715.12
Assets		
PPE (incl. investment property)	16603.37	17439.52
Capital Work in Progress	29794.72	25315.01
Right of Use Assets	2613.18	2625.70
Intangible Asset (including under development)	181.83	3.08
Non Current Financial Asset	12133.78	11583.30
Non Current Assets (Others)	3528.73	3633.04
Regulatory Asset	6653.40	6420.12
Trade Receivables	3981.32	5487.59
Cash and Bank Balances	992.51	638.22
Current Assets (Others)	2319.75	1569.54
Total Assets	78802.59	74715.12

Debtors Position

Rs. In Crore



Total Debtors (in Crs.)

S. N.	Particulars	As on 31.03.2024	As on 31.12.2023	As on 30.09.2023	As on 30.06.2023	As on 31.03.2023
1	Trade Receivables	3984 (including unbilled debtors of Rs. 2263 Crs.)	4642 (including unbilled debtors of Rs. 2309 Crs.)	5970 (including unbilled debtors of Rs. 2685 Crs.)	6736 (including unbilled debtors of Rs. 3059 Crs.)	5887 (including unbilled debtors of Rs. 2757 Crs.)
2	More than 45 days*	277	395	367	335	168

Top Five Debtors* (in Crs.)

Name	31.03.2024		31.03.2023	
	Total	More than 45 days	Total	More than 45 days
PDD, J&K (Incl. JKPCCL)	1730	69	1855	5
Rajasthan	358	124	442	99
Punjab	311	1	471	23
Chhattisgarh	299	0	226	0
Haryana	206	2	255	0

* Net of Provision

Incentives Position

Comparative Incentive YoY (in Crs.)

Sl.	Particulars	FY23-24					FY22-23				
		Q-1	Q-2	Q-3	Q-4	Total	Q-1	Q-2	Q-3	Q-4	Total
1	Secondary Energy	0.00	5.64	16.24	80.38	102.26	0.00	0.00	13.61	109.65	123.26
2	PAF Incentives*	0.00	0.00	64.51	251.51	316.02	0.00	0.00	55.69	349.47	405.16
3	Deviation Chrgs.	11.52	9.59	13.27	6.73	41.11	72.14	47.25	29.20	(2.09)	146.50
G. Total		11.52	15.23	94.02	338.62	459.39	72.14	47.25	98.50	457.03	674.92
4	PAF	94.13%	89.78%	71.73%	54.65%	77.60%	98.57%	99.87%	88.25%	67.96%	88.75%

* Quarter wise PAF based Incentives for FY 22-23 have been rearranged as per the recognition methodology adopted in FY 23-24

Supplements

Power Station With Highest PAF : Salal (PAF : 100.58%, NAPAF : 64%)

Power Station with highest Deviation Charges: Teesta-V (Rs. 7 Cr.)

Power Station Giving Best Generation : Chamera-I (130% of the annual design energy)

Supplements

Power Station with Highest PBT- Dulhasti (Rs. 651 Crs)

NHPC Profit per MW: Rs. 67 lakhs (FY'24), Rs. 69 lakhs (FY'23)

NHPC Profit per Employee: Rs. 76 lakhs (FY'24), Rs. 80 lakhs (FY'23)

Key Financials : FY'24

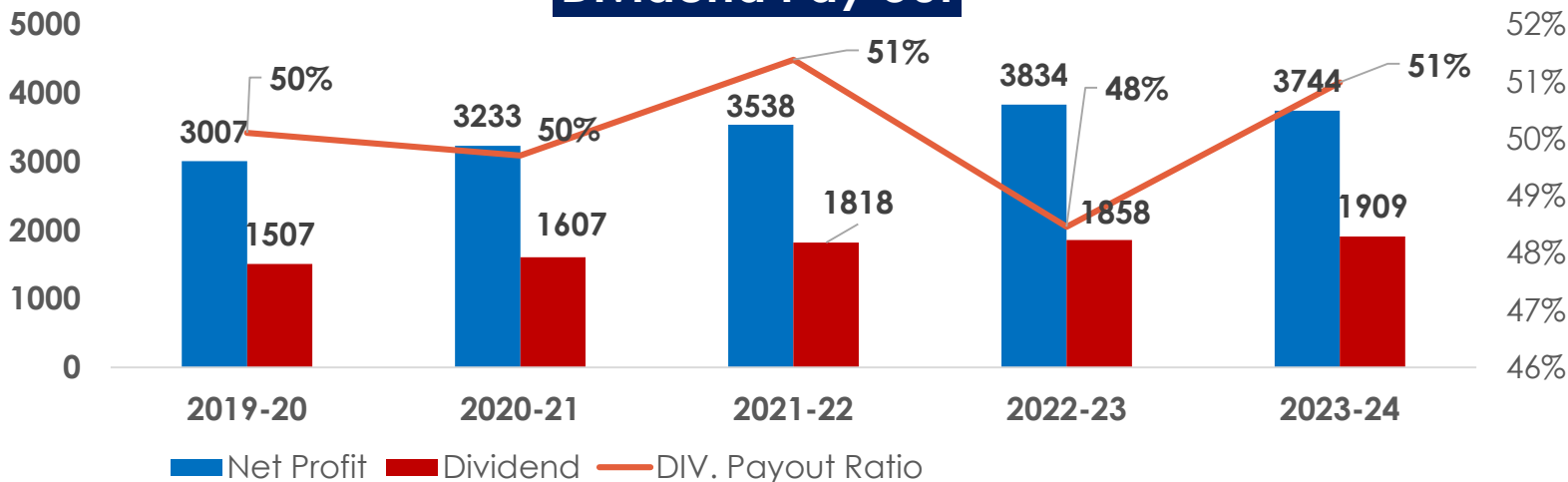
12

Rs. In
Crore

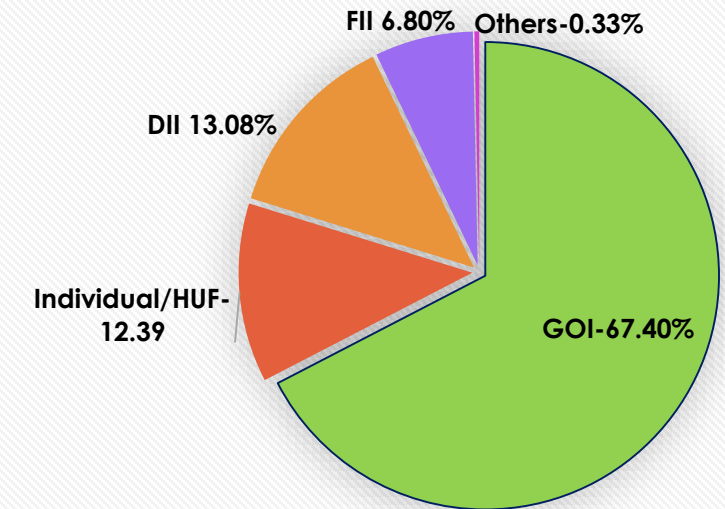
P&L	Standalone
Total Income	10025
EBITDA	5734
EBITDA Margin	57%
PAT	3744
Profit Margin	37%
Dividend Pay Out (FY'24)	Rs. 1.90 Per Share/ 51% of Profit

Balance Sheet	Standalone
Share Capital	10045
Net worth	37269
Long Term Debt	26338
Cash & Bank Bal.	993
Gross Block	40440
CWIP	29795

Dividend Pay out



Shareholding pattern as on 31.03.2024



NHPC – Key Ratios

13

S. No.	Particulars	FY'24		FY'23	
		Standalone	Consolidated	Standalone	Consolidated
1.	PAT (Rs. in Cr.)	3743.94	3624.42	3833.79	3903.31
2.	Net-worth (Rs. in Cr.)	37268.61	38702.44	35407.96	36960.67
3.	No. of Equity Shares (In Cr.)	1004.50	1004.50	1004.50	1004.50
4.	EPS (Rs.)	3.73	3.61	3.82	3.89
5.	Earning Yield(%)*	3.75	3.64	9.50	9.68
6.	Dividend Per Share (Rs.)	1.90		1.85	
7.	Dividend Yield(%)*	1.91		4.60	
8.	Book Value per share (Rs.)	37.10	38.53	35.25	36.80
9.	PB Ratio*	2.67	2.58	1.14	1.09
10.	PE Ratio*	26.61	27.50	10.52	10.33
11.	Return On Net worth (%)	10.30	9.58	11.13	10.85
12.	Market Capitalisation (Rs. in Cr.)*	99687		40381	
13.	Debt Equity Ratio	0.84	0.89	0.85	0.85

*Stock Price (BSE): as on 17.05.2024 Rs. 99.24 & as on 31.03.2023 Rs. 40.20.

NHDC Ltd. (Subsidiary) – Snapshots : FY 23-24

Shareholding Pattern : 51:49 (NHPC : GoMP)

Installed Capacity : 1528 MW

Design Energy : 2174.57 MUs

Generation : 4473 MUs (FY'24), 5444 MUs (FY'23)

PAF : 96.43% (FY'24), 97.42% (FY'23)

Revenue from operations : Rs. 1269 Crs. (FY'24), Rs. 1318 Crs. (FY'23)

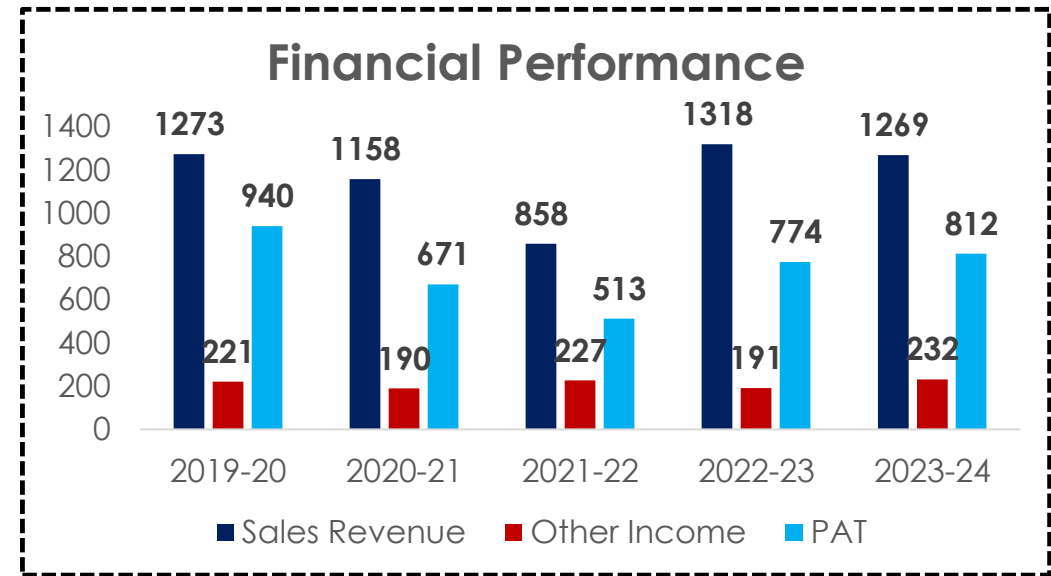
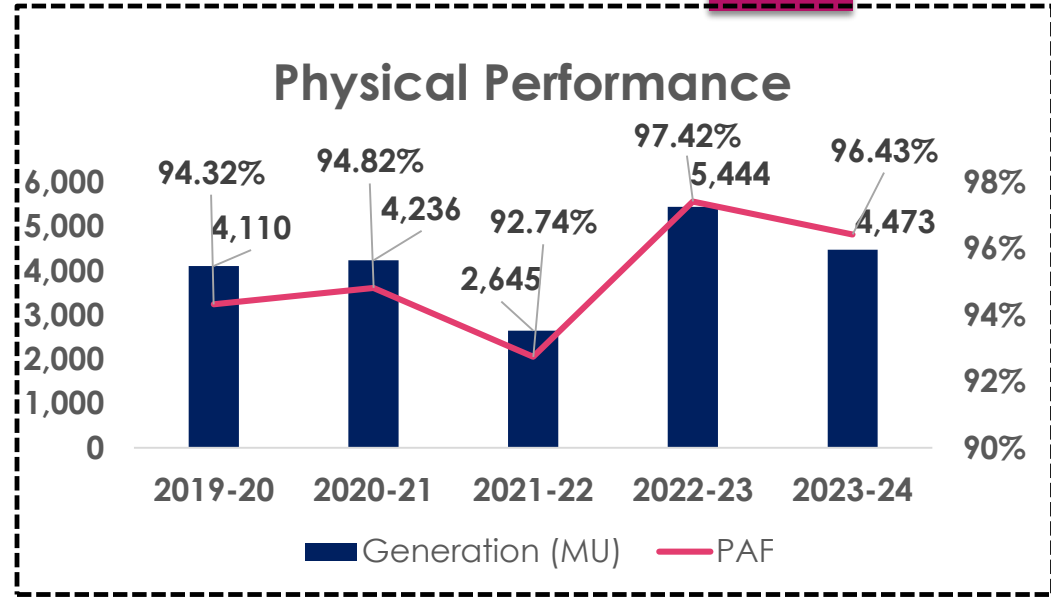
PAT : 812 Crs. (FY'24), 774 Crs. (FY'23)

PAF Incentive : Rs. 43 Crs. (FY'24), Rs. 46 Crs. (FY'23)

Secondary Energy : Rs. 271 Crs. (FY'23), 386 Crs. (FY'23)

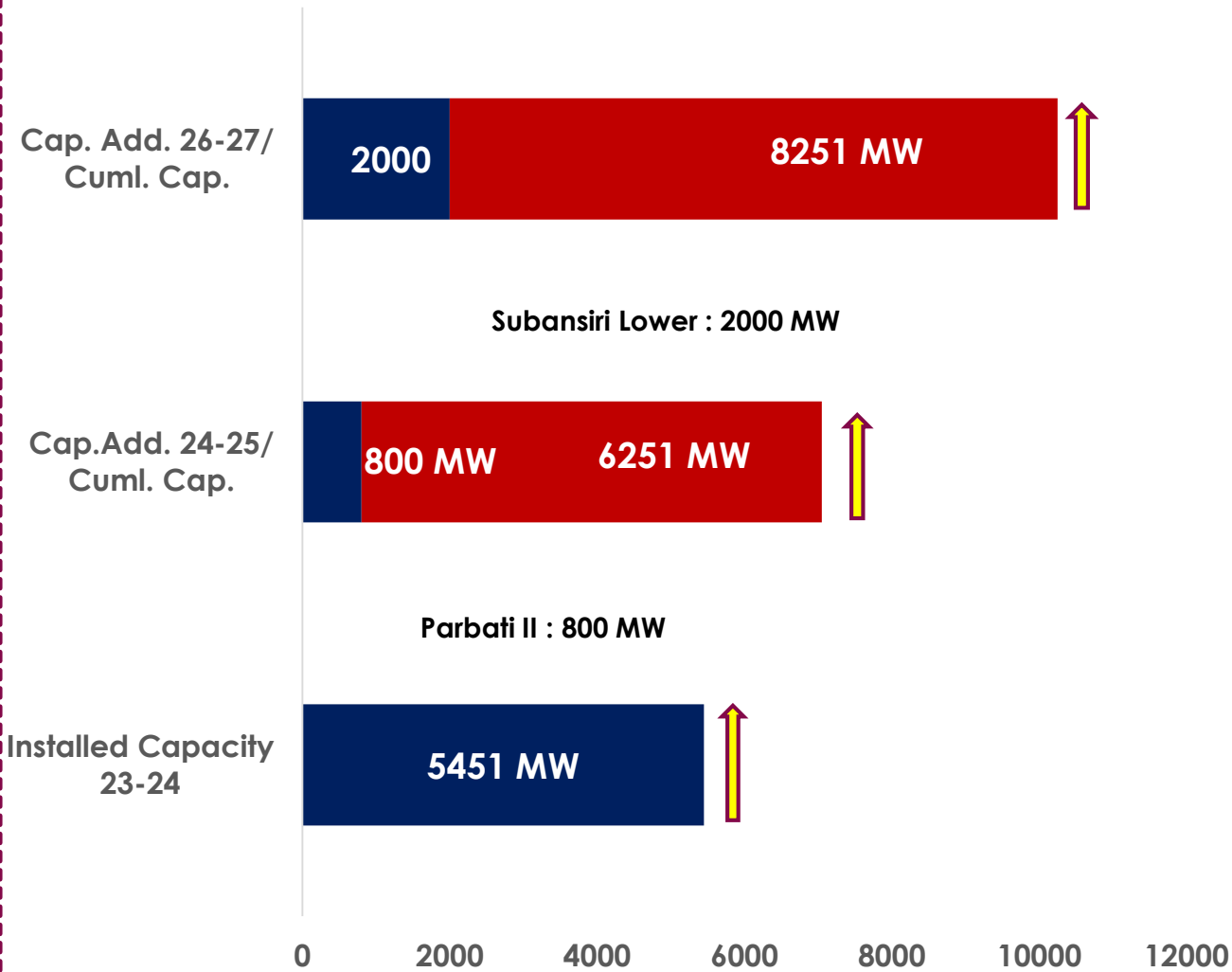
Deviation Charges: Rs. 21 Crs. (FY'24), 18 Crs. (FY'23)

Regulated Equity: Rs. 2030 Crs. (FY 2023-24)

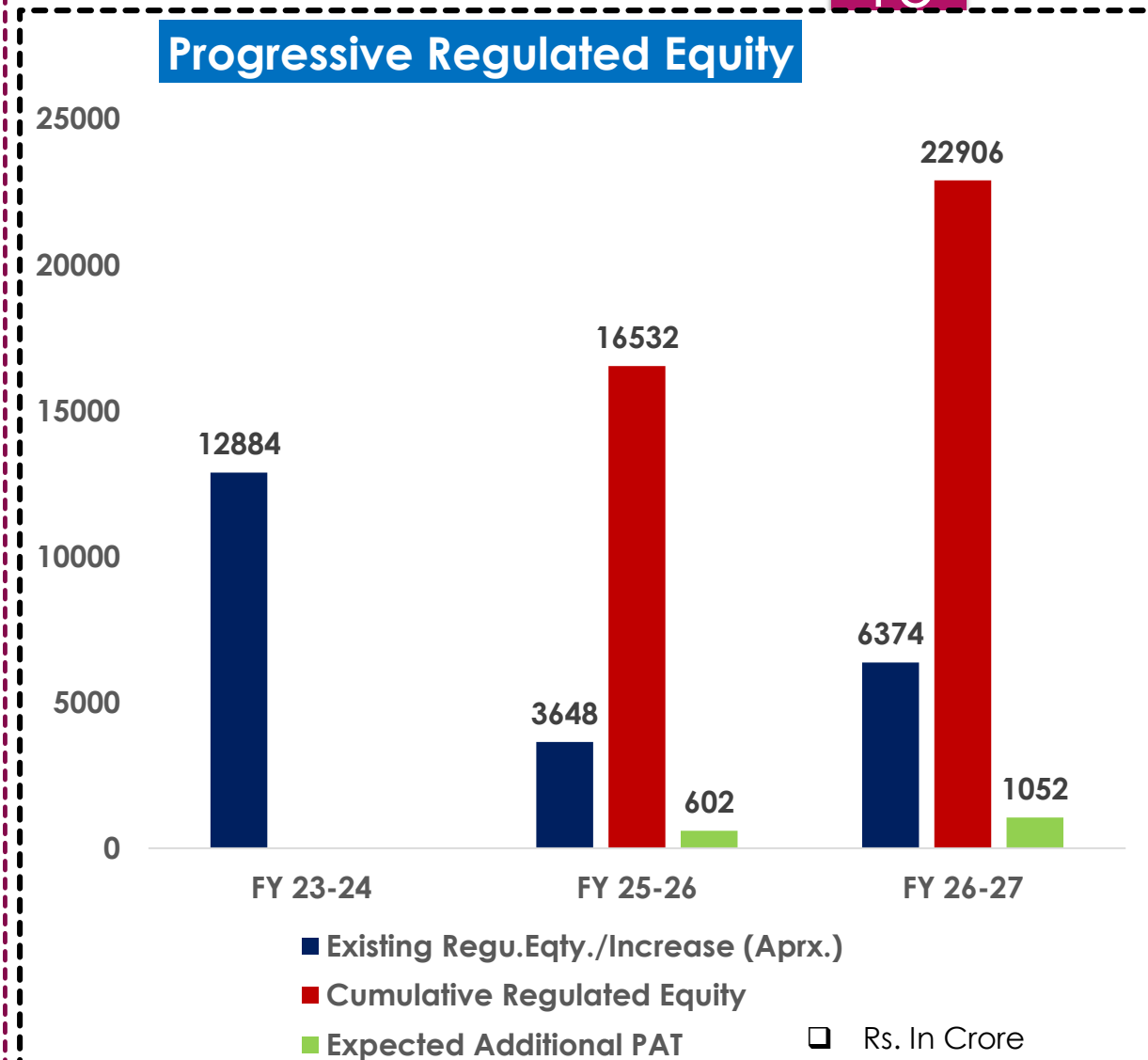


NHPC – Capacity Addition & Regulated Equity (Hydro)

Progressive Capacity Addition



Progressive Regulated Equity



15

Power Station with highest generation during FY'24 : Salal (3367 MU, Annual D.E-3082 MU)



F.Y	Amount (Rs. In Crore)	Remarks
2016-17	2438	(Actual)
2017-18	2722	(Actual)
2018-19	2213	(Actual)
2019-20	4155	(Actual)
2020-21	3568	(Actual)
2021-22	5166	(Actual)
2022-23	6961	(Actual – Consolidated)
2023-24	8652	(Actual – Consolidated)
2024-25	11762	(Consolidated Target)



- ❖ NHPC has received LOI (Letter of Intent) for setting up of 200 MW Grid Connected Solar photovoltaic Power Projects located in GSEC's RE Park (Satge-III) at Khavda, Gujarat @ Rs. 2.66 per unit through Tariff based competitive bidding from GUVNL on 14.03.2024.
- ❖ 380 MW Solar Power Project at Neemba, Fatehgarh, Rajasthan has been commissioned through the developer M/s Altra Xergi Power Private Limited on 07.02.2024. Out of total 2000 MW awarded earlier by NHPC, 320 MW was already commissioned during FY 2022-23, making cumulative commissioned capacity of 700 MW as intermediary procurer.
- ❖ An MOU has been signed between NHPC and Govt. of Odisha through GRIDCO Limited on 23.06.2023 for "Development of Pumped Storage Projects and Renewable Energy in the State of Odisha".
- ❖ NHPC has issued Letter of Award (LOA) to 8 successful bidders on 07.12.2023 for "Development of 3000 MW ISTS (Inter State Transmission system) connected solar power projects on anywhere in India basis". The discovered tariff in the said bidding process by NHPC is Rs. 2.52/unit for 250 MW and Rs. 2.53/unit for 2750 MW. NHPC will earn annual trading margine of Rs. 52 Crore approx. during the contract period.
- ❖ NHPC signed an MOU on 23.08.2023 with Andhra Pradesh Power Generation Corporation (APGENCO) Limited (A Govt. of Andhra Pradesh Undertaking) for Implementation of Pumped Hydro Storage Projects and Renewable Energy Projects under Joint Venture Mode in Andhra Pradesh. The MOU envisages Implementation of two Identified Pumped Hydro Storage Projects namely Kamlapadu-950 MW and Yaganti-1000 MW PSPs in the first phase.

NHPC Projects At A Glance



NHPC-Energising India With Hydropower

NHPC: Hydro Projects Under Construction

Standalone

19

NHPC Project	Installed Capacity (MW)	Design Energy (MU)	Type of the project	CCEA Estimated Cost (Rs. Crore) (Price Level)	Anticipated Project Cost (Rs. Crore)	Provisional Project Expenditure till -March'24 (Rs. Crore)	Expected Commissioning Schedule
Parbati II, (4X200) Himachal Pradesh	800	3124	Run of River with small pondage	3919.59 (Dec'01)	12160 (completion level)	11126.67	FY 24-25 (Q-3)
Subansiri Lower, (8X250) Assam/ Ar. Pradesh	2000	7422	Run of River with small pondage	6285.33 (Dec'02)	21247.54 (completion level)	20833.88	FY 26-27 (Q-1)
Dibang, (12X240) Arunachal Pradesh	2880	11223	Hydropower cum flood moderation scheme	31876.39 (May'21)	31876.39 (May'21)	2307.39	FY 31-32 (Q-4)
Total (A)	5680	21769		42081.31	65283.93	34267.94	

NHPC: Hydro Projects Under Construction

Subsidiary

20

NHPC Project	Installed Capacity (MW)	Design Energy (MU)	Type of the project	CCEA Estimated Cost (Rs. Crore) (Price Level)	Anticipated Project Cost (Rs. Crore)	Provisional Project Expenditure till – March'24 (Rs. Crore)	Expected Commissioning Schedule
Rangit-IV, (3X40) Sikkim	120	508	Run of River	938.29 (Oct'19)	1871.23 (RCE under preparation)	1006.93	FY 25-26 (Q-1)
Kiru, (4X156) UT of J&K	624	2272	Run of River	4287.59 (July'18)	4287.59 (July'18)	1730.32	FY 26-27 (Q-2)
Ratle, (4X205+30) UT of J&K	850	3137	Run of River	5281.94 (Nov'18)	5281.94 (Nov'18)	671.59	FY 26-27 (Q-3)
Teesta-VI, (4X125) Sikkim	500	2400	Run of River	5748.04 (July'18)	5748.04 (July'18)	3444.27	FY 27-28 (Q-3)
Pakal Dul, (4X250) UT of J&K	1000	3230	Run of River	8112.12 (Mar'13)	8112.12 (Mar'13)	4186.95	FY 26-27 (Q-2)
Kwar, (4x135) UT of J&K	540	1975	Run of River	4526.12 (Sept.20)	4526.12 (Sept.20)	631.07	FY 27-28 (Q-3)
Total (B)	3634	13522		28894.10	29827.04	11671.13	
Total (A+B)	9314	35291		70975.41	95110.97	45939.07	

NHPC: Solar Project Under Construction

Standalone

S.No	Name of Project	Capacity (MW)	Estimated Capital Cost (in Crs.)	Expected Commissioning Schedule	Tariff (Rs./unit)	Status of PPA
1	600 MW Grid Connected Solar Power Project under CPSU Scheme, Gujarat	600	4295.63	2025-26 (Transmission system for power evacuation at KPS-1, Khavda ISTS Sub-station is likely to be ready by Jan-2026)	2.45	Power Usage Agreement signed with DISCOMs (Telangana) for 500 MW on 28.03.2023 and with PSPCL (Punjab) for 100 MW on 16.05.2023.
2	300 MW Grid Connected Solar Power Project under CPSU Scheme, Rajasthan	300	1731.57	2024-25 (likely to be commissioned by Dec-2024)	2.45	Power Usage Agreement signed with PSPCL (Punjab) for 300 MW Project on 16.05.2023.
3	100 MW Grid Connected Solar Power Project under CPSU Scheme, Andhra Pradesh	100	577.20	2024-25 (likely to be commissioned by March-25)	2.45	Power Usage Agreement signed with WB Discom for 100 MW Project on 23.11.2022.
Total (A)		1000	6604.40			

NHPC: Solar Project Under Construction

Project Under Construction-Subsidiary

S.No	Name of Project	Capacity (MW)	Estimated Capital Cost (in Crs.)	Expected Commissioning Schedule	Tentative Tariff (Rs./unit)	Status of PPA
1	Omkareshwar Floating Solar Park (MP) (Subsidiary – NHDC)	88	589.16	2024-25 (likely to be commissioned by Q1 2024-25)	3.22	Power Purchase Agreement has been Signed between MPPMCL, RUMSL & NHDC Ltd on 04.08.2022.
	Total (B)	88	589.16			
	Total (A+B)	1088	7193.56			
	Total Under Construction projects (Hydro & Solar)	10402	102304.53			

NHPC: Solar Project Under Construction

Standalone (As Intermediary Procurer)

S.No	Name of Project	Capacity (MW)	Estimated Capital Cost (in Crs.)	Expected Commissioning Schedule	Tariff (Rs./unit)	Status of PPA
1	Projects through Solar Power Developers, Rajasthan	2000	0.00	<p>Out of 2000 MW, 320 MW capacity was awarded to M/s Avaada Sunrays Energy Pvt. Limited which has been commissioned on 10.12.2022 and 380 MW capacity was awarded to M/s Altra Xergi Power Private Limited which has been commissioned 07.02.2024.</p> <p>400 MW project is aligned to be commissioned within one month of respective ISTS Commissioning [i.e. September-2025].</p> <p>300 MW Project is facing GIB issue despite all other requisite clearances. Project can be commissioned within 9 to 12 months of resolution of GIB Issue. Further, commissioning of 600 MW Project is dependent upon transfer of land post the cabinet approval from Rajasthan Govt. or resolution of issue vide consent of all stake holders regarding change in location proposed by developer.</p>	<p>2.55 (1680MW)</p> <p>2.56 (320 MW)</p>	PPA and PSA signed. Tariff adopted by CERC
Total-(a)		2000	0.00			

Projects under Pipeline

- Hydro Power
- Solar Energy



Clean Power For EVERY HOME

NHPC: Solar Projects under Tender and pipeline

A. Standalone (Ownership Based)

(a) Tender Stage

S.No	Name of Project	Capacity (MW)	Estimated Capital Cost (in Crs.)	Expected Commissioning Schedule	Tentative Tariff (Rs./unit)	Status of PPA
1	Floating Solar Kerala (50MW), West Kallada	50	326.00	2025-26	4.00	PPA under exploration
2	200 MW Grid Connected Solar photovoltaic Power Projects(stage-1) located in 600 MW Solar Park at Khavda, Gujarat.	200	1100.00	2025-26	2.73	PPA signed with GUVNL on 10.08.2023
3	40 MW Solar power project in Odisha	40	215.00	2025-26	2.75	Renewal of PPA already signed with GRIDCO is in process
4	200 MW Grid Connected Solar photovoltaic Power Projects(stage-3) located in 600 MW Solar Park at Khavda, Gujarat.	200	847.00	2026-27	2.66	Tendering for EPC Contract is in process.
Total-A		490	2488.00			

NHPC: Solar Projects under Tender and pipeline

B. Subsidiary/JV Mode

26

(a) Under Pipeline

S.No	Name of Project	Capacity (MW)	Estimated Capital Cost	Expected Commissioning Schedule	Tentative Tariff (Rs./unit)	Status of PPA
1	Solar Park, Jalaun (U.P.) under UMREPP (Subsidiary -BSUL)	1200	840.00	2025-26	To be discovered	To be explored subsequently
	Total- (b)	1200	840.00			
Grand Total- B (a+b)		1200	840.00			
Grand Total (A+B)		1690	3328.00			

NHPC: Solar Projects under Tender and pipeline

Standalone (As Intermediary Procurer)

(a) Tender Stage

S.No	Name of Project	Capacity (MW)	Estimated Capital Cost (in Crs.)	Expected Commissioning Schedule	Tentative Tariff (Rs./unit)	Status of PPA
1	Bidding Trajectory for 10 GW Renewable Energy Tenders	3000 (Solar)	0.00	24 months from PPA signing date	2.52 for 250 MW & 2.53 for 2750 MW	PPA Signed with selected developers for entire 3000MW
		1500 (Firm & Dispatchable (RTC) RE Power)	0.00	24 months from PPA signing date	4.55 for 120 MW, 4.63 for 150MW & 4.64 for 1130 MW	Tariff discovered, PPA under exploration
		1500 (Solar & Wind Hybrid)	0.00	24 months from PPA signing date	3.48 for 150 MW & 3.49 for 810 MW	Tariff discovered, PPA under exploration.
		2500 (Wind)	0.00	24 months from PPA signing date	Tender floated	Issued State specific wind tenders have been cancelled in lieu of MNRE letter dated 16.02.2024.
		1200MW (FDRE)(RTC)	0.00	24 months from PPA signing date	Tender floated	PPA will be explored after tariff is discovered.
Total-(a)			0.00			

NHPC: Hydro Projects Under Clearance

Standalone

28

S. N.	Projects	Installed Capacity (MW)	Design Energy (MUs)	Cost (In Crore) & PL	Status
1	Teesta-IV (4x130) Sikkim	520	2252	6113 (Apr'21)	<ul style="list-style-type: none"> All statutory clearances have been received except forest clearance (stage-II). Approval for pre-investment activities received on 03.05.2016. Regular persuasion is being done with State Government for expeditiously resolving the issues of compliance of Forest Clearance (Stage-II) related to FRA, 2006 and acquisition of 181.06 ha private & departmental land. Rehabilitation & Resettlement committee has been constituted by Govt. of Sikkim on 03.08.2023. Defence Clearance: NoC accorded on 30.08.2023.
2	Dugar (4 x103 + 2x44) Himachal Pradesh	500	1760	4250 (Apr'2021)	<ul style="list-style-type: none"> MOU signed on 25.09.2019 at Shimla and NHPC signed Implementation Agreement with Govt. of Himachal Pradesh on dated 26.08.2022. Defence Clearance issued by Ministry of Defence on 18.11.2020. NOC was valid upto 10.05.2024. Extension for the same has been requested to Ministry of Defence. CEA accorded the Concurrence on 26.04.2022. The completion cost of the project is Rs. 4250.20 Crore with Levellised Tariff Rs. 4.46/unit. IWT clearance accorded on 01.05.2023. EAC vide MoM dated 06.09.22 recommended project for accord of Environment Clearance subject to submission of FC-1 by the Developer. Forest clearance is in progress.

NHPC: Hydro Projects Under Clearance

Standalone

29

S.No.	Projects	Installed Capacity (MW)	Design Energy (MUs)	Cost (In Crore) & PL	Status
3	Sawalkot (6x225+1x56) UT of J&K	1856	7995	22704.80 (Completion)	<ul style="list-style-type: none"> The project shall be executed by NHPC on BOOT basis for the period of 40 years. NHPC has taken over the Project from JKSPDC. The Ministry of Power has accorded approval on 12.07.2022 for incurring expenditure on pre investment activities for an amount of ₹ 973 crore at Nov.2021 Price Level. CEA vide letter dated 27.12.2022 vetted the cost estimates at completion level for an amount of ₹22704.80 crore including ₹4593.41 crore for IDC and ₹1124.20 crore for enabling infrastructure. Forest clearance is in progress.
4	Uri-I Stage-II (2x120) UT of J&K	240	932.6	2526.79 (Completion)	<ul style="list-style-type: none"> MOU has been signed between NHPC Ltd. and JKSPDCL on 03.01.2021. The project shall be executed by NHPC on BOOT basis for the period of 40 years. MOEF&CC vide letter dated 10.06.2021 has conveyed the approval to the TOR. The EIA&EMP reports are finalized and draft EIA Report submitted to J&K Pollution Control Committee on 02.11.2023 for Public Hearing. Public Hearing was conducted on 21.12.2023 and proceedings were submitted to MoEF&CC on 28.12.2023. Process for obtaining forest clearance is in progress. DPR concurred by CEA on 07.03.2023 amounting to ₹2526.79 crore at completion level including ₹249.45 crores for IDC and ₹26.20 crores for enabling infrastructure.
Total		3116	12939.6	35594.59	

Hydro Project Under Clearance

Subsidiary

30

S.No	Projects	Installed Capacity (MW)	Design Energy (MUs)	Cost (In Cr.) & PL	Status
1	Kirthai-II (6x140 + 2x35 + 2x10) UT of J&K	930	3330	6384 (Feb'20)	<ul style="list-style-type: none"> •MOU has been signed between NHPC Ltd. and JKSPDCL on 03.01.2021. •The project shall be executed by M/s CVPPPL on the same terms and conditions of that of Pakaldul, Kiru & Kwar H E Projects. •The Appraisal has been transferred in the name of CVPPPL by CEA on 29.12.2021. Balance investigation works are in progress in compliance to DPR concurrence. •Defence Clearance was accorded by MoD on 24.03.2022. •Extension of validity of appraisal up to 13.06.2024 was accorded by CEA on 29.08.2022. Balance investigation works are in progress in compliance to DPR concurrence. •EAC had recommended for grant of Environment Clearance (EC) to the project on 15.04.2021. MoEF vide letter dated 24.5.2021 has intimated JKSPDC that EC shall be accorded after Stage-I Forest Clearance is granted. •Application for FC on Parivesh Portal of MOEF&CC submitted successfully on dated 19.10.2022.

NHPC: Hydro Project Under Clearance

Subsidiary

31

S.No	Projects	Installed Capacity (MW)	Design Energy (MUs)	Cost (In Cr.) & PL	Status
2	Loktak D/S (2x33) Manipur	66	333.76	1311 (Jul 20)	<ul style="list-style-type: none"> ▪ All statutory clearances of project except CCEA are available. ▪ PPA signed between Govt. of Manipur and LDHCL on 31.08.2020. ▪ PIB Memo meeting held on 14.07.2021. As per PIB minutes, Cost (at completion) of Project without & with establishment cost till zero date, likely year wise phasing of expenditure at Completion Cost (including establishment cost till zero date) during project cycle and funds to be made available by State Govt. of Manipur & Tariff calculations furnished to MoP vide letter dated 16.08.2021 for further direction & necessary action. ▪ NHPC shared the above information with Govt of Manipur as per direction of PIB vide letter dtd 19.08.2021. ▪ Additional Secretary, MoP & Secretary (Power), MoP vide DO dated 05.10.2021 & 22.11.2021 respectively requested Chief Secretary, Govt of Manipur to look into the matter and expedite the confirmation of Govt. of Manipur. ▪ Secretary (Power) vide DO dtd 24.03.2022 conveyed to Chief Secretary, Manipur that as commitment from Government of Manipur towards the project is still awaited, the Ministry is now constrained to drop the ongoing proposal. ▪ Comments of JS (Power), GoM dated 23.06.2022, forwarded by MSPCL to LDHCL on 30.06.2022, were replied by NHPC on 13.07.2022. Same was further submitted to MSPCL by LDHCL on the same day. ▪ CEA has declined to extend the validity of the concurrence of DPR vide their letter dt 04.08.2022. ▪ Board of Directors of NHPC in its 478th meeting held on 27.03.2024 accorded 'In-principal approval for closure of LDHCL' subject to approval of DIPAM, MoP and Govt. of Manipur.
TOTAL		996	3663.76	7695	

NHPC: Hydro Projects Under Survey & Investigation

S. No.	Projects	State	Installed Capacity (MW)	Status
Projects Under FR/DPR Preparation				
1	Garba Tawaghat (3x210)	Uttarakhand	630	<ul style="list-style-type: none"> • Cost of project is Rs. 5389.46 crore at Mar' 2022 PL with Levellised Tariff Rs. 4.29 /unit. • Implementation of the project is on hold for obtaining consent of Govt. of Nepal. • 7th JSTC & 9th JCWR meeting was held on 21st - 23rd September '2022 at Kathmandu, Nepal. During the meeting, it was agreed that Indian side shall send a team to hold further discussion with Nepali side in next three months. • NHPC vide e-mail dated 07.06.2023, requested MEA to provide on update on the issues related to Garba Tawaghat, Link road and link canal. MEA vide mail dated 10.06.2023 requested NHPC to coordinate with Commerce representative, Indian Embassy Kathmandu to follow up Indo-Nepal issues. NHPC took up the matter with Mission, Embassy of India, Kathmandu, who vide e-mail dated 22.06.2023 requested NHPC to propose a date to discuss Garba Tawaghat HE Project with representatives of Ministry of Energy, Water Resources and Irrigation, Govt of Nepal, Officials of NEA and IBN. • NHPC vide letter dated 06.07.2023 requested MoP to coordinate with MEA to support NHPC in obtaining consent from Govt. of Nepal. • NHPC is pursuing the matter with Indian Embassy Nepal. • The matter was discussed in the 11th Indo-Nepal JWG meetings held on 3rd January 2024 at Kathmandu Nepal.

S. No.	Projects	State	Installed Capacity (MW)	Status
Projects Under FR/DPR Preparation				
2	Dulhasti Stage-II (2x130)	UT of Jammu & Kashmir	260	<ul style="list-style-type: none"> MOU has been signed between NHPC Ltd. and JKSPDCL on 03.01.2021. The project shall be executed by NHPC on BOOT basis for the period of 40 years. 1st Consultation Meeting with CEA for preparation of DPR was held on 17.03.2021 and Minutes of Meeting (MOM) was issued on 25.03.2021. MoEF&CC vide letter dated 16.07.2021 has conveyed the approval to the ToR for EIA/ EMP studies of the project. EIA/ EMP studies awarded on 08.09.2021 and are in progress. No forest clearance is required. NOC has been obtained from Forest department. Defence Clearance has been accorded by MoD on 03.01.2022. As per revised guidelines, all (14 nos.) Pre-DPR chapters have been submitted to concerned directorates of CEA/CWC/GSI/CSMRS etc. out of 14 Chapters, 12 Chapters cleared.

S. No.	Projects	State	Installed Capacity (MW)	Status
Projects Under PFR/DPR Preparation				
3	Subansiri Upper	Arunachal Pradesh	1500	<ul style="list-style-type: none"> Government of Arunachal Pradesh has conveyed its approval on 21.07.2023 for allotment of the Project to NHPC. MoA with the Govt. of Arunachal Pradesh has been signed on 12.08.2023. Payment of Rs. 100 crores released to M/s KSK towards project Acquisition cost on 23.08.2023. <p>Preparation / vetting of DPR: S&I Works are being undertaken for preparation of DPR of the Project.</p>
4	Kamla	Arunachal Pradesh	1720	<ul style="list-style-type: none"> Government of Arunachal Pradesh has conveyed its approval on 21.07.2023 for allotment of the Project to NHPC. MoA with the Govt. of Arunachal Pradesh has been signed on 12.08.2023. Payment of Rs. 201.54 Crores released to M/s Kamala HE Power Company Ltd. (Hydropower Corporation of Arunachal Pradesh – Jindal Power Ltd. JV) towards Project Acquisition cost on 22.08.2023. TOR application of the Project has been filed on Parivesh 2.0 Portal of MoEF&CC on 18.03.2024. Forest Clearance proposal of the Project has been successfully filed on Parivesh 2.0 Portal of MoEF&CC on 25.04.2024. <p>Preparation / vetting of DPR: All (14 nos.) Pre-DPR chapters submitted to concerned directorates of CEA / CWC / GSI and 2 out of 14 chapters stands cleared..</p>
Total			4110	

New Initiatives

☐ Pumped Storage Schemes



Green Power, Clean Power

(1) Maharashtra

S.No	Name/Place of PSP	Installed Capacity (MW)	Present Status
1	Kengadi	600	<ul style="list-style-type: none">• MOU has been signed between NHPC Limited and Department of Energy, Govt. of Maharashtra on 06.06.2023 for establishment of Kalu, Savitri, Kengadi & Jalond.✓ PFR of Savitri PSP has been prepared and submitted to Govt. of Maharashtra & CEA.✓ DPR preparation of Savitri PSP is under process.✓ PFR of Kengadi PSP has been prepared and submitted to Govt. of Maharashtra.✓ PFR preparation of Kalu PS is under process .✓ As per the feasibility assessment some part of the Jalond project area falls under the wild life sanctuary and hence it appears not to be feasible. However, further optimization study is being carried out.✓ NHPC had requested Government of Maharashtra for allotment of Water for proposed PSPs schemes.
2	Jalond	2400	
3	Savitri	1800	
4	Kalu	1150	
	Total	5950	

Pump Storage Project Scheme

(2) Andhra Pradesh (under JV mode with APGENCO)

S.No	Name/Place of PSP	Installed Capacity (MW)	Present Status
1	Kamalapadu	950	<ul style="list-style-type: none"> ➤ NHPC has signed an MOU on 23rd August'2023 with Andhra Pradesh Power Generation Corporation (APGENCO) Limited (A Govt. of Andhra Pradesh Undertaking) for Implementation of Pumped Hydro Storage Projects and Renewable Energy Projects under Joint Venture Mode in Andhra Pradesh. ➤ MOU envisages Implementation of two Identified Pumped Hydro Storage Projects namely Kamlapadu-950 MW and Yaganti-1000 MW PSPs in the first phase. ➤ Board of Directors of NHPC and APGENCO has approved the Joint Venture Agreement for formation of Joint Venture Company between NHPC & APGENCO. ➤ MOP vide Letter dated 12.03.2024 & 09.05.2024 has conveyed the concurrence of DIPAM and NITI Aayog and directed NHPC to further necessary action as per extant rules of Govt. of India in this regard and In-Principal approval of Hon'ble Minister for Power & NRE. ➤ Joint Venture Agreement has been agreed by NHPC and APGENCO and signing of the same is expected shortly. ➤ Formation & incorporation of JV is under process.
2	Yaganti	1000	
Total		1950	

S.No	Name/Place of PSP	Installed Capacity (MW)	Present Status
1	Indrasagar-Omkareswar	640	<ul style="list-style-type: none"> ➤ PFR submitted by NHDC to CEA on 13.06.2023. ➤ Govt. of MP vide Letter dated 07.06.2023 has allotted the Project to NHDC for implementation. ➤ 1st Consultation Meeting for preparation of DPR was held by CEA on 28.06.2023. ➤ Review meeting was taken by Chairperson CEA on 20.09.23 and advised to take innovative measures for further optimization of Tariff. ➤ DPR chapters as per guideline and checklist of CEA is under preparation. ➤ Layout Finalization Chapters of Indira Sagar- Omkareshwar PSP (640MW), Madhya Pradesh has been submitted to CEA on 15.12.2023 for Layout Finalization. ➤ Review meeting was taken on 05.01.2024 by Member (Hydro) CEA regarding Layout Finalization of ISP-OSP.
2	Tekwa-2	800	<ul style="list-style-type: none"> ➤ PFR has been prepared and submitted by NHPC to Govt of MP and CEA. ➤ 1st consultation meeting for preparation of DPR was held on 28.06.2023
3	Satpura-2	1500	<ul style="list-style-type: none"> ➤ PFR has been prepared by NHPC. ➤ A meeting on 03.03.2023 with Principal Secretary (Energy), GoMP wherein NHPC requested for allotment of said project . ➤ PFR has been submitted to CEA on 03.04.2024
Total		2940	

S.No	Name/Place of PSP	Installed Capacity (MW)	Present Status
1	Self Identification	2000	<ul style="list-style-type: none"> ➤ MoU has been signed between NHPC Limited and Govt. of Odisha through GRIDCO Limited for “Development of Pumped Storage Projects (PSPs) in the State of Odisha” on 23rd June 2023. ➤ The MOU envisages setting up of at least 2000 MW PSPs in self-identified potential sites and Renewable Energy projects of 1000 MW or above in the State of Odisha. ➤ GRIDCO had requested NHPC for site visit for detailed Preliminary assessment cum Pre-Feasibility studies. NHPC team has visited few sites from 21.09.2023 to 26.09.2023. No site was found feasible. ➤ NHPC team visited for potential site near Rengali reservoir for assessment of PSP in Mar., 2024. One site of 800 MW is found feasible for further studies.
	Total	2000	

(5) Gujarat

S.No	Name/Place of PSP	Installed Capacity (MW)	Present Status
1	1 Nos PSP Schemes- 750 MW	750	<ul style="list-style-type: none">MoU has been signed between NHPC & Gujarat Industries Power Company Limited (GIPCL) on 17th October 2023 for development of Pumped Storage & RE Projects in the State of Gujarat.Under the aegis of "Vibrant Gujarat" NHPC signed an MoU with Gujarat Power Corporation Limited, Government of Gujarat for investment in Kuppa PSP (750 MW) on 03.01.2024.The preparation of PFR of Kuppa PSP is in progress.
	Total	750	

(6) Tripura

S.No	Name/Place of PSP	Installed Capacity (MW)	Present Status
1	04 nos. identified pumped storage schemes in Tripura	3200 (probable capacity)	<ul style="list-style-type: none"> ➤ NHPC is under discussion with Government of Tripura for allotment of PSPs sites to NHPC for carrying out suitable analysis, studies, preparation of PFR/FR/ DPR and implementation of the project, if found techno commercially viable. ➤ Tripura Renewable Energy Development Agency, Govt. of Tripura vide Letter dated 27.10.2023 has requested NHPC for deputing senior level officials to make technical representation and detailed discussion at Agaratala on 09.11.2023. ➤ Tripura Power Generation Limited on 20.12.2023 has conveyed the allotment of 04 nos. Pumped Storage Projects to NHPC Limited by the Government of Tripura at Longtharai, Sunitipur, Shantipur and Sakhan PSP sites in the State of Tripura for detailed Survey & Investigation Works and their subsequent Implementation based on their techno-commercial viability. ➤ PFR of Longthrai PSP (800 MW) is under process.
	Total	3200	

(7) ONGC, PUNJAB & MEGHALAYA

S.No	Name/Place of PSP	Installed Capacity (MW)	Present Status
1	ONGC		NHPC has signed MOU with ONGC on 15.12.2023 for cooperation in exploration and development of Pumped Hydro Storage and other Renewable Projects in the country.
2	PSPCL, Punjab		NHPC has signed MOU with Punjab State Power Corporation Limited (PSPCL), Govt. of Punjab on 14.03.2024 for development of Pumped Storage Projects.
3	MeECL		NHPC is under discussion with Meghalaya Energy Corporation Limited, Govt. of Meghalay for development of Pumped Storage Projects.

NHPC: Standalone Projects in Operation

Hydro

43

S. No	NHPC Project & State/UT	Installed Capacity (MW)	Design Energy (MU)	Year of comm.	Capital Cost as on 31.03.24	Tariff (23-24) (Rs./Kwh)	Type of the project
1	Baira Siul, (3x60) Himachal Pradesh	180	708.59	1981 (Sep)	308.41	2.65	Run of River (ROR) with small pondage
2	Loktak, (3x35) Manipur	105	448.00	1983 (May)	183.73	3.89	Storage
3	Salal, (6x115) UT of J&K	690	3082.00	1987 (Nov)	1060.82	2.64	ROR
4	Tanakpur, (3x40) Uttarakhand	94	452.19	1992 (Apr)	431.89	5.35	ROR
5	Chamera-I, (3x180) Himachal Pradesh	540	1664.56	1994 (Apr)	2109.40	2.28	Storage
6	Uri-I, (4x120) UT of J&K	480	2587.38	1997 (Apr)	3465.47	2.36	ROR
7	Rangit, (3x20) Sikkim	60	338.61	2000 (Feb)	517.03	4.03	ROR with small pondage
8	Chamera-II, (3x100) Himachal Pradesh	300	1499.89	2004 (Feb)	2025.08	2.41	ROR with small pondage
9	Dhauliganga-I, (4x70) Uttarakhand	280	1134.69	2005 (Oct)	1766.63	2.70	ROR with small pondage.
10	Dulhasti, (3x130) UT of J&K	390	1907.00	2007 (Mar)	5232.99	5.11	ROR with small pondage

NHPC: Standalone Projects in Operation

Hydro

44

S.No.	NHPC Project	Installed Capacity (MW)	Design Energy (MU)	Year of Comm.	Capital Cost as on 31.03.24	Tariff (23-24) (Rs. /Kwh)	Type of the project
11	Teesta-V, (3x170) Sikkim	510	2573	2008 (Mar)	2798.52	1.97	ROR with small pondage
12	Sewa-II, (3x40) UT of J&K	120	533.53	2010 (Jun)	1154.71	4.60	ROR with small pondage
13	Chamera-III, (3x77) Himachal Pradesh	231	1108.17	2012 (Jun)	2092.25	4.18	ROR with small pondage
14	Chutak, (4x11) UT of Ladakh	44	212.93	2013 (Jan)	945.34	9.91	ROR
15	TLDP-III, (4x33) West Bengal	132	594.07	2013 (Mar)	1942.70	5.57	ROR with small pondage
16	Nimoo Bazgo, (3x15) UT of Ladakh	45	239.33	2013 (Jan)	1071.21	10.61	ROR with small pondage
17	Uri -II, (4x60) UT of J&K	240	1123.77	2014 (Feb)	2379.65	5.27	ROR
18	Parbati-III, (4x130) Himachal Pradesh	520	1963.29	2014 (May)	2704.39	2.72	ROR with small pondage
19	TLDP IV, (4x40) West Bengal	160	717.72	2016 (Aug)	1740.60	4.35	ROR with small pondage
20	Kishanganga, (3x110) UT of J&K	330	1712.96	2018(Mar)	5786.27	4.94	ROR with Pondage
	Total-A	5451	24601.68		39717.09	4.01	

Renewable Energy

45

S.No	Project	Installed Capacity (MW)	Design Energy (MU)	Year of Comm.	Capital Cost as on 31.03.2024	Tariff 23-24 (Rs./unit)	Place of Project
1	Wind Power	50	94.25	2016	330.40	3.67	Lakhmana, Jaisalmer
2	Solar Power	50	105.96	2018	290.59	4.41	Theni/Dindigul District, Tamilnadu
	Total-B	100	200.21		620.99		
Sub Total Standalone(A+B)		5551	24801.89		40235.14	4.02	

NHPC: Subsidiary Projects in Operation

Hydro

46

S.No	Project	Installed Capacity (MW)	Design Energy (MU)	Year of Comm.	Capital Cost as on 31.03.2024	Tariff 23-24 (Rs./Kwh)	Type of the project
1	Indrasagar, (8x125) Pradesh Madhya	1000	1423.26	2005	5566.00	3.97	Storage
2	Omkareshwar, (8x65) Pradesh Madhya	520	736.46	2007	3147.32	4.70	Storage
Total-A		1520	2159.72		8713.33	4.22	

Renewable Energy

S.No	Project	Installed Capacity (MW)	Design Energy (MU)	Year of Comm.	Capital Cost as on 31.03.2024	Tariff 23-24 (Rs./unit)	Place of Project
1	Solar Power Project, Kalpi (UP) (Subsidiary - BSUL)	65	148.38	2022-23	309.46	2.68	Jalaun District (Uttar Pradesh)
2	Ground Mounted Solar PV Plant at (Subsidiary – NHDC)	8	14.85	2023-24	46.53	3.22	Sanchi (M.P.)
Total-B		73	163.23		355.99		
Sub Total Subsidiary (A+B)		1593	2322.95		9069.32		
Grand Total (Standalone+ Subsidiary)		7144	27124.84				



Thank
You

