



Investors' & Analysts' Meet - 2023



75
Azadi Ka
Amrit Mahotsav

*Conquering Newer
Horizons*



G20
भारत 2023 INDIA



02 JUNE 2023

Disclaimer



- This presentation is prepared by Oil India Limited (the "Company") for general information purposes only, without regard to specific objectives, suitability, financial situations and needs of any particular person and does not constitute any recommendation or form part of any offer or invitation or inducement to sell or issue, or any solicitation of any offer to purchase or subscribe for, any securities of the Company, nor shall it or any part of it or the fact of its distribution or offer form the basis of, or be relied on in connection with, any contract or commitment therefor. This presentation does not solicit any action based on the material contained herein. Nothing in this presentation is intended by the Company to be construed as investment, legal, accounting or tax advice.
- The information and opinions contained herein are provided as of date of this presentation and are subject to change without further notice. This presentation has been prepared by the Company based upon the company's data and/or information available in the public domain. This presentation has not been approved and will not be reviewed or approved by any statutory or regulatory authority in any jurisdiction including India or by any stock exchange in India.
- This presentation is not intended to be relied upon as advice to investors or potential investors and does not take into account the investment objectives, financial situation or needs of any investor. The information contained herein does not purport to be all-inclusive or to contain all of the information, a prospective or existing investor may desire. All investors should conduct their own investigation and analysis of the Company and consider such factors as deemed appropriate while making an investment decision
- This presentation may contain certain forward-looking statements relating to the business, financial performance, strategy and results of the Company and/or the industry in which it operates. Forward-looking statements are statements concerning future circumstances and results, and any other statements that are not historical facts, sometimes identified by the words "believes", "expects", "predicts", "intends", "projects", "plans", "estimates", "aims", "fore- sees", "anticipates", "targets", and similar expressions. The forward-looking statements, including those cited from third party sources, contained in this presentation are based on certain assumptions and are uncertain and subject to risks. A multitude of factors including, but not limited to, changes in global and domestic oil and gas prices, changes in the subsidy regime in India, changes in demand, competition and technology, can cause actual events, performance or results to differ significantly from any anticipated development. Neither the Company nor its affiliates or advisors or representatives nor any of its or their parent or subsidiary undertakings or any such person's officers or employees guarantees that the assumptions underlying such forward-looking statements are free from errors nor does either accept any responsibility for the future accuracy of the forward-looking statements contained in this presentation or the actual occurrence of the forecasted developments. Forward-looking statements speak only as of the date of this presentation. As a result, the Company expressly disclaims any obligation or undertaking to release any update or revisions to any forward-looking statements in this presentation as a result of any change in expectations or any change in events, conditions, assumptions or circumstances on which these forward-looking statements are based. In addition, this presentation also contains statements including information about the Company's reserves that are based on the Company's internal estimates and have not been independently verified by any third party or expert. Many of the factors, assumptions and variables involved in making such estimates may be beyond the control of the Company and may prove to be incorrect over time since they involve factoring multiple uncertainties.



Outline

01

Company Overview

02

Strategic Strengths

03

Assets Overview

04

**Operating & Financial
Performance**

05

Material Subsidiary

06

Growth Plans

07

ESG Highlights



Outline

01

Company Overview

02

Strategic Strengths

03

Assets Overview

04

**Operating & Financial
Performance**

05

Material Subsidiary

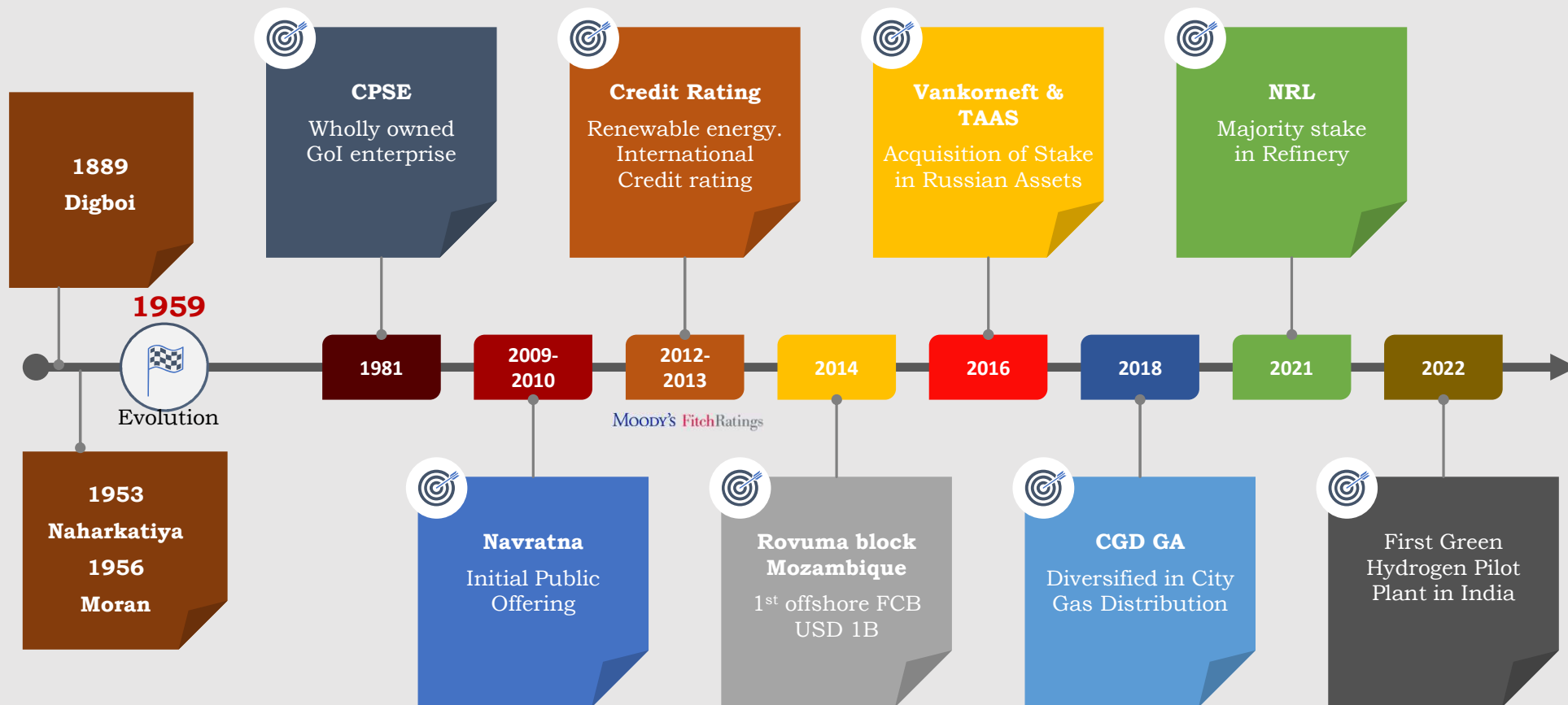
06

Growth Plans

07

ESG Highlights

OIL has had a proud journey over the last 64 years



Management Team



CMD & Functional Directors



Dr. Ranjit Rath
Chairman & Managing Director

Experience in strategy formulation, business development, upstream asset management, application of geosciences & exploration geology.



Harish Madhav
Director (Finance)

Experience in diverse field of Financial Management & Corporate Accounts.



Pankaj Kumar Goswami
Director (Operations)

Experience in diverse fields of production of oil & gas, geology & drilling.



Dr. Manas Kumar Sharma
Director (Exploration & Development)

Experience in diverse fields of Exploration Management & E&P Business Development Process.



Ashok Das
Director (Human Resources)

Experience in diverse fields of Human resources functions.

Management Team



Government Nominee Director



Vinod Seshan
Director, MOP&NG

IAS 2008. Experience at senior positions in various Govt. Depts

Independent Directors



Pooja Suri

Hony. Member of Managing Committee of PHD Chamber of Commerce and Industry. Over 16 years of work experience.



Raju Revanakar

Social welfare activist since last 30 years for the downtrodden.



Samik Bhattacharya

Eminent Social Worker for past four decades.

Key Performance Highlights FY 23



- Highest ever PAT of ₹ 6,810 crore, growth of 75%.
- Highest ever Turnover of ₹ 23,273 crore, increased by 60%.
- EPS increased to ₹ 62.80/ share from ₹ 35.85/ share previous year.
- 5.48 % growth in Crude Oil Production.
- Highest ever production of Natural Gas, growth of 4.43%.
- Highest ever Pipeline Throughput.
- Highest ever Crude Throughput of NRL. Over 100% Capacity utilisation.
- Dividend of ₹ 20 per share (200% of face value).



Outline

01

Company Overview

02

Strategic Strengths

03

Assets Overview

04

Operating & Financial
Performance

05

Material Subsidiary

06

Growth Plans

07

ESG Highlights

Oil India is a diversified Energy Conglomerate with significant presence across the Energy value chain



Domestic Upstream

- 68 E&P blocks spanning ~68K+ sqkm

Crude Oil

- 48 major installations
- 5 tank farms
- 1.4k km flowlines
- 270 km delivery pipelines

Natural Gas

- 29 installations
- 730 km gas distribution pipelines



International Upstream

- 10 blocks across 7 countries spanning ~44,300 sq. km.
- Significant 2P reserves - Oil: ~231 Mmbarrel; Gas: ~126 Mmboe
- Cumulative Dividends of ~\$ USD 800 Mn received



Crude Oil

- 1,157 km Pipeline
- Over 6 MMT capacity

Petroleum products

- 660 km, 1.72 MMTPA Pipeline
- Capacity expansion to 5.5 MMTPA under execution

Natural Gas

- 49% stake in 192 km DNP Ltd.
- 40% stake in IGGL



Refining & marketing

- 69.63% stake in NRL
- 5% stake in IOCL

Petrochemicals

- 20% stake in BCPL
- 48.79% stake in Assam Petro-Chemicals

CGD

- Presence in 7 GAs
- 50% stake in HPOIL
- 26% stake in PBGPL
- 49% stake in AGCL-OIL JVC



Wind Energy

- 174 MW in Rajasthan, Gujarat and MP

Solar Power

- 14 MW in Rajasthan

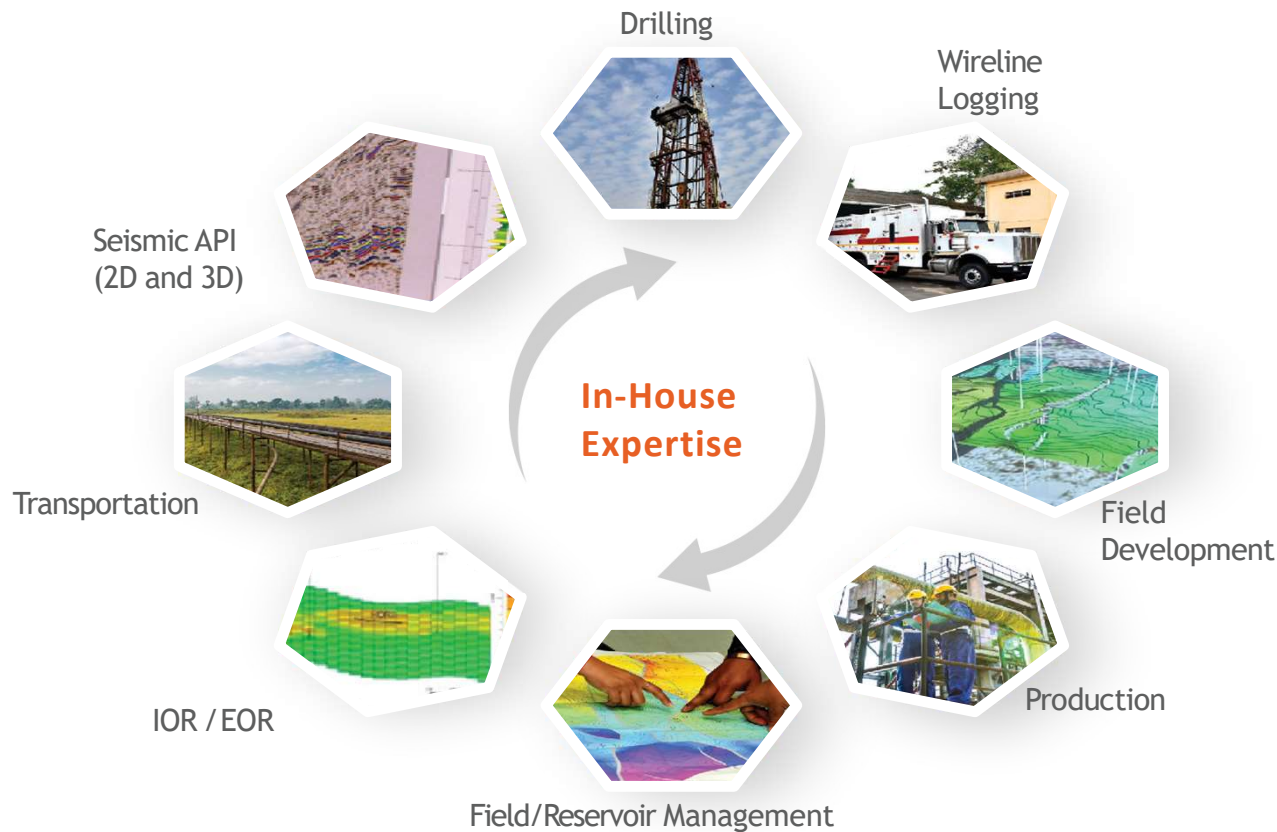
Green Hydrogen

- 100 KW green hydrogen pilot plant at Jorhat, Assam





With In-house Expertise & Integration across Oil & Gas Infrastructure



Vertically Integrated E&P Operations



Infrastructure to Support E&P Activities

	<ul style="list-style-type: none"> - 11 Logging Units - 7 in-house, - 4 CH
	<ul style="list-style-type: none"> - 21 Drilling Rigs - 10 in-house, - 11 CH
	Seismic Crews: <ul style="list-style-type: none"> - One 2D in-house - One 3D in-house - Two Outsourced 3D
	<ul style="list-style-type: none"> - 25 Work-over Rigs - 11 in-house - 14 CH

Significant Player Across Value Chain

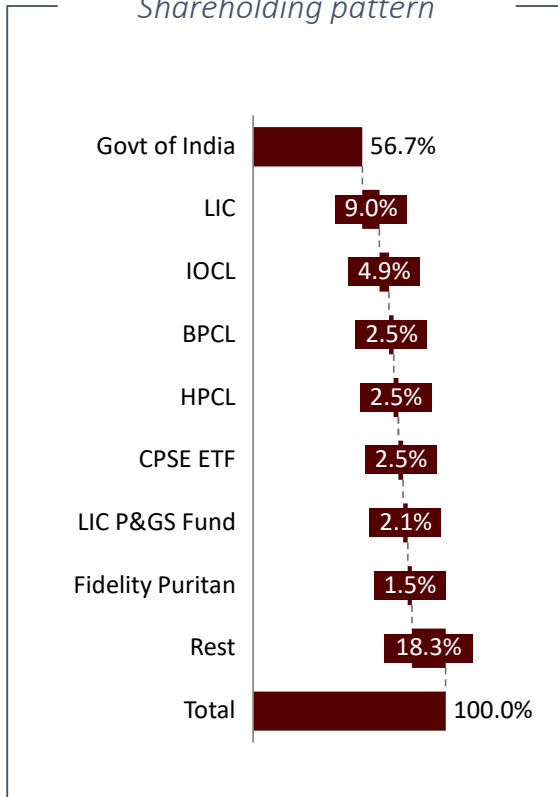


	Company	OIL Group ownership (%)	Current Operations & Aspirations
<p>Refining & Marketing</p>	NRL	69.63%	<ul style="list-style-type: none"> • 3 MMTPA to 9 MMTPA refinery capacity expansion with 1640 km of crude pipeline : ₹ 28,000 crore • 2G Ethanol via ABRPL : ₹ 4,000 Crore • 360 KTPA Polypropylene plant : ₹ 7,000 Crore
<p>Petrochemicals</p>	BCPL	20%	<ul style="list-style-type: none"> • Petrochemical Complex at Lepetkata, Dibrugarh
	APL	48.79%	<ul style="list-style-type: none"> • 600 TPD Methanol and 200 TPD Formaldehyde Project
<p>Gas transmission and CGD</p>	IGGL	40%	<ul style="list-style-type: none"> • Natural Gas Pipeline grid in 8 NE States under NE Hydrocarbon Vision 2030
	DNP	49%	<ul style="list-style-type: none"> • Operating Natural Gas Pipeline from Duliajan to Numaligarh
	PBGPL	26%	<ul style="list-style-type: none"> • CGD Network in GAs in Assam • PNG Connection: 416002(T)/ 713(A)
	HPOIL	50%	<ul style="list-style-type: none"> • CGD Network in Maharashtra & Haryana • PNG Connection: 59384(T)/ 32968(A)

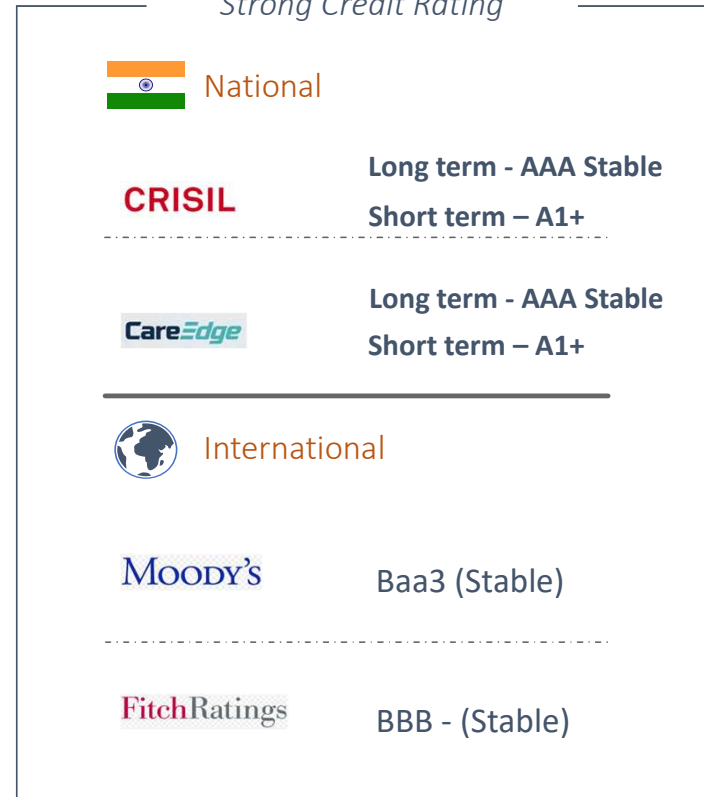
And significant goodwill with it in equity & debt markets



Shareholding pattern



Strong Credit Rating





Outline

01

Company Overview

02

Strategic Strengths

03

Assets Overview

04

Operating & Financial
Performance

05

Material Subsidiary

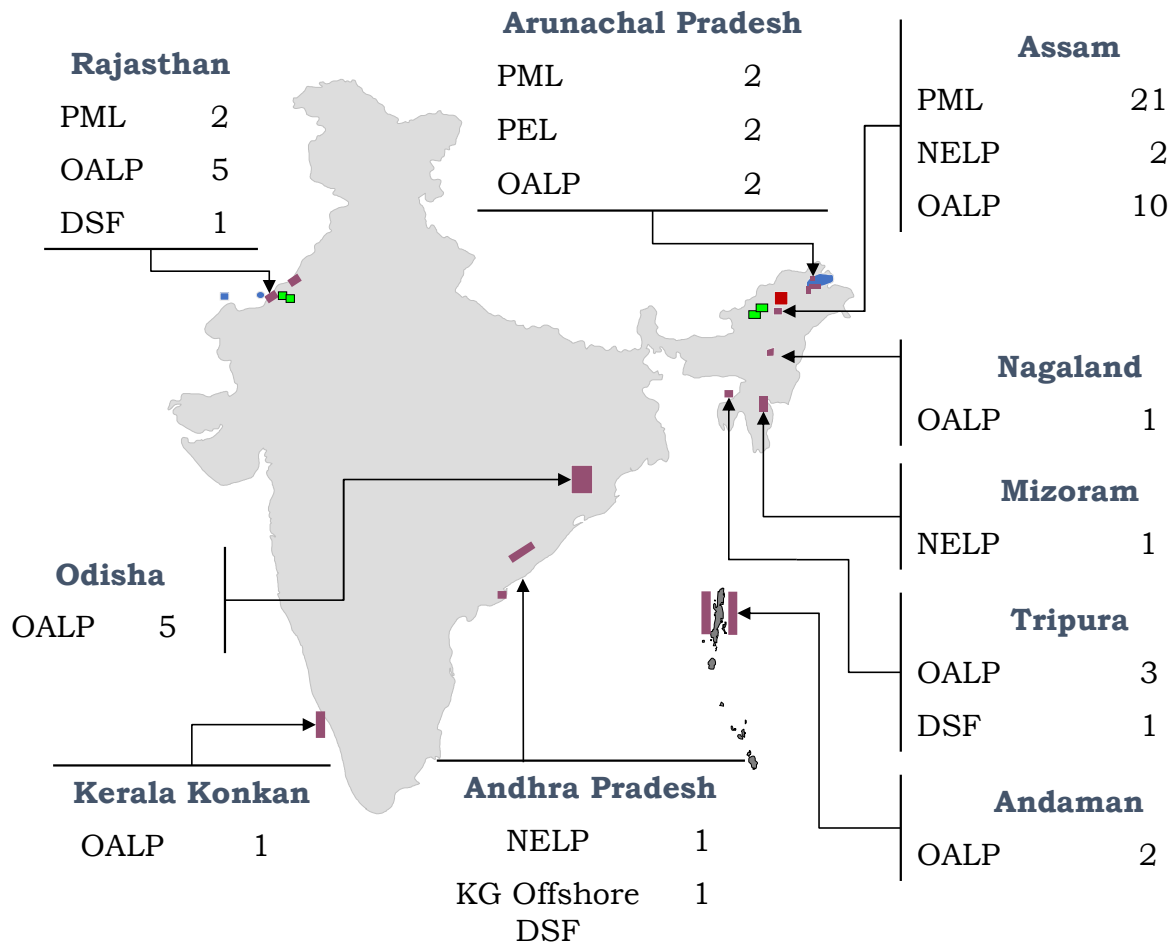
06

Growth Plans

07

ESG Highlights

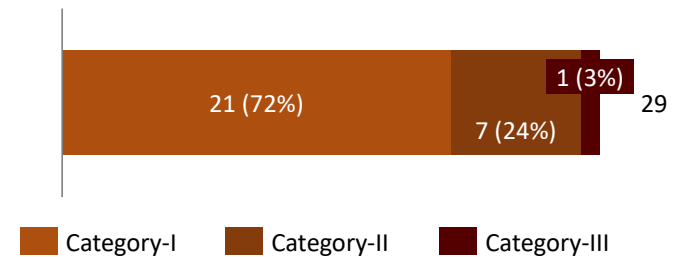
Domestic Assets



Operating	No. of Blocks	Acreage (Sq km)
PML (Nom)	25	4,798
PEL (Nom)	2	137
NELP	4	3,909
DSF	3	208
OALP	29	53,859
Total	63	62,911

5 Non-Operating Blocks of 5,403 Sq. km

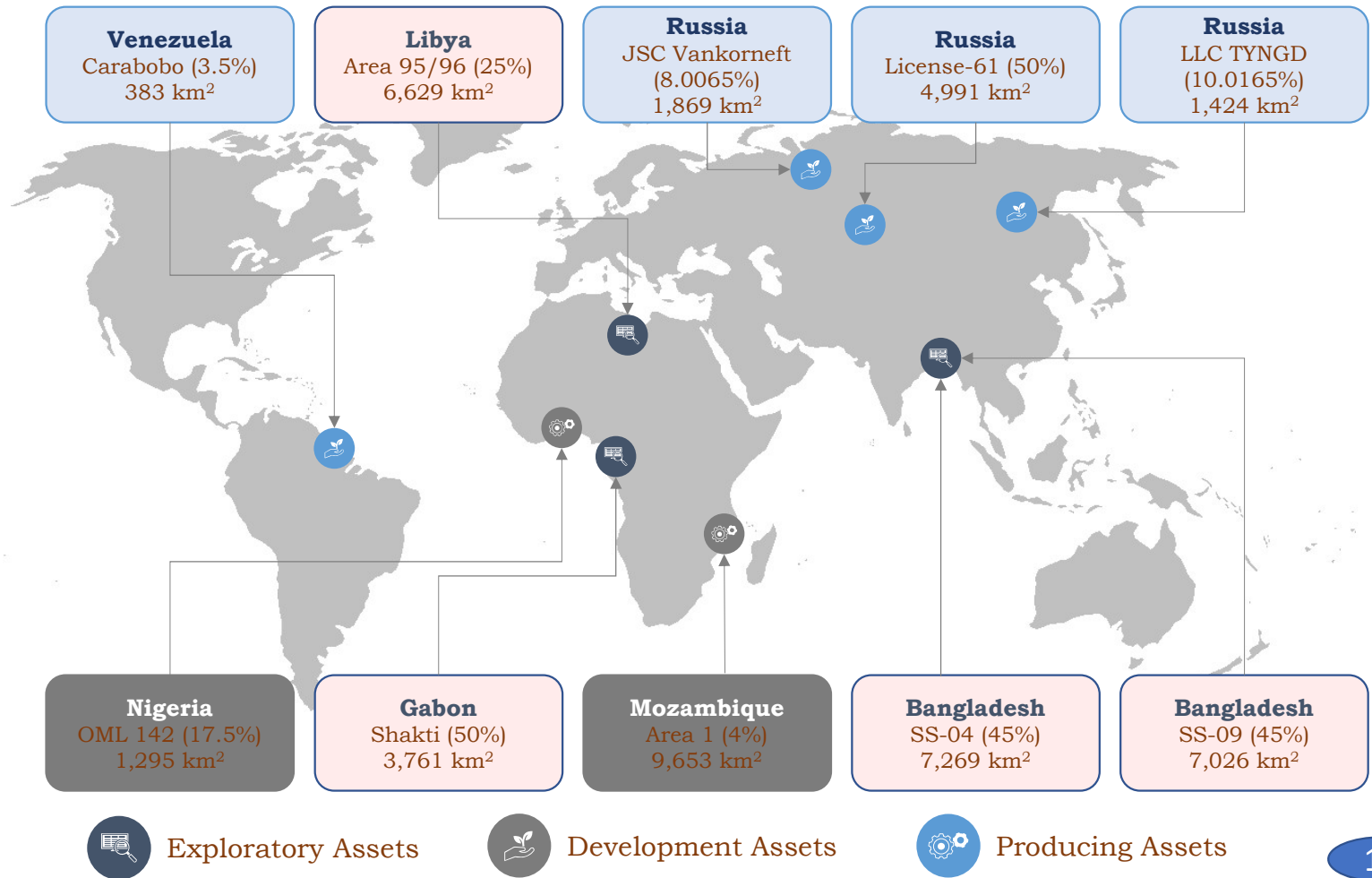
OALP block distribution



Overseas Assets



- Presence in 10 projects across 7 Countries
- Total Acreage ~44,300 sq. km



Major Overseas Projects



TASS YURYAKH, RUSSIA

- Jointly acquired 29.9% with IOCL & BPRL.
- OIL's Share 33.5%
- Acquisition Cost for OIL's share US\$ 393 mn.
- OIL's share of 2P reserve
 - ~10.53 MMT of crude oil.
- Current production
 - ~103,600 bopd.
- Cumulative Dividend
 - ~USD 389 mn.

VANKORNEFT, RUSSIA

- Jointly acquired 23.9% with IOCL and BPRL.
- OIL's Share 33.5%
- Acquisition Cost for OIL's share US\$ 598 mn.
- OIL's share of 2P reserve
 - ~13.27 MMT of crude oil
 - ~3.77 BCM of Natural Gas.
- Current production
 - ~183,000 bopd.
- Cumulative Dividend
 - ~USD 424 mn.

AREA 1 ROVUMA, MOZAMBIQUE

- OIL & OVL acquired 10% stake in Offshore Mozambique Area 1 in Jan 2014.
- OIL's total investment ~US\$ 1450 Mn
- 50-75 tcf of recoverable resources.
- Secured debt drawdown commitment of USD 14.9 Bn, wet close in March 2021.
- Project currently under Force Majeure since April 2021.
- Expected to resume in Mid July 2023



Outline

01

Company Overview

02

Strategic Strengths

03

Assets Overview

04

**Operating & Financial
Performance**

05

Material Subsidiary

06

Growth Plans

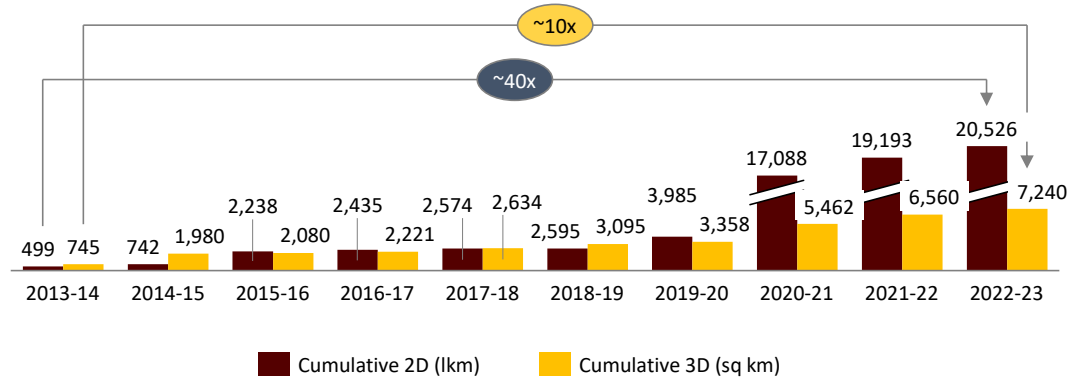
07

ESG Highlights

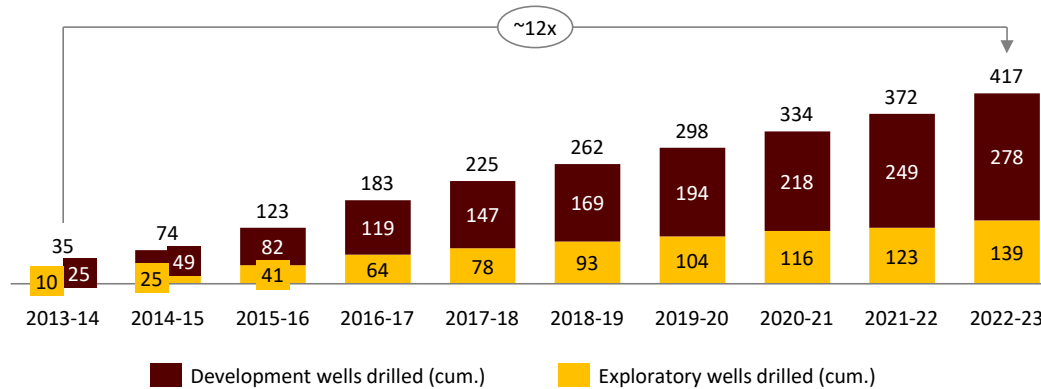
Oil India has been a driver of exploration in India...



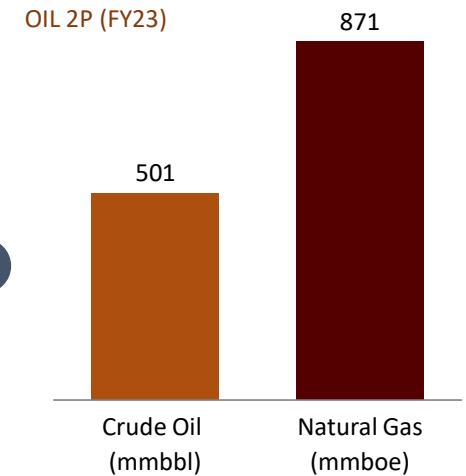
~40x & ~10x growth in 2D-3D exploration respectively.



~12x growth in wells drilled in last 9 years.

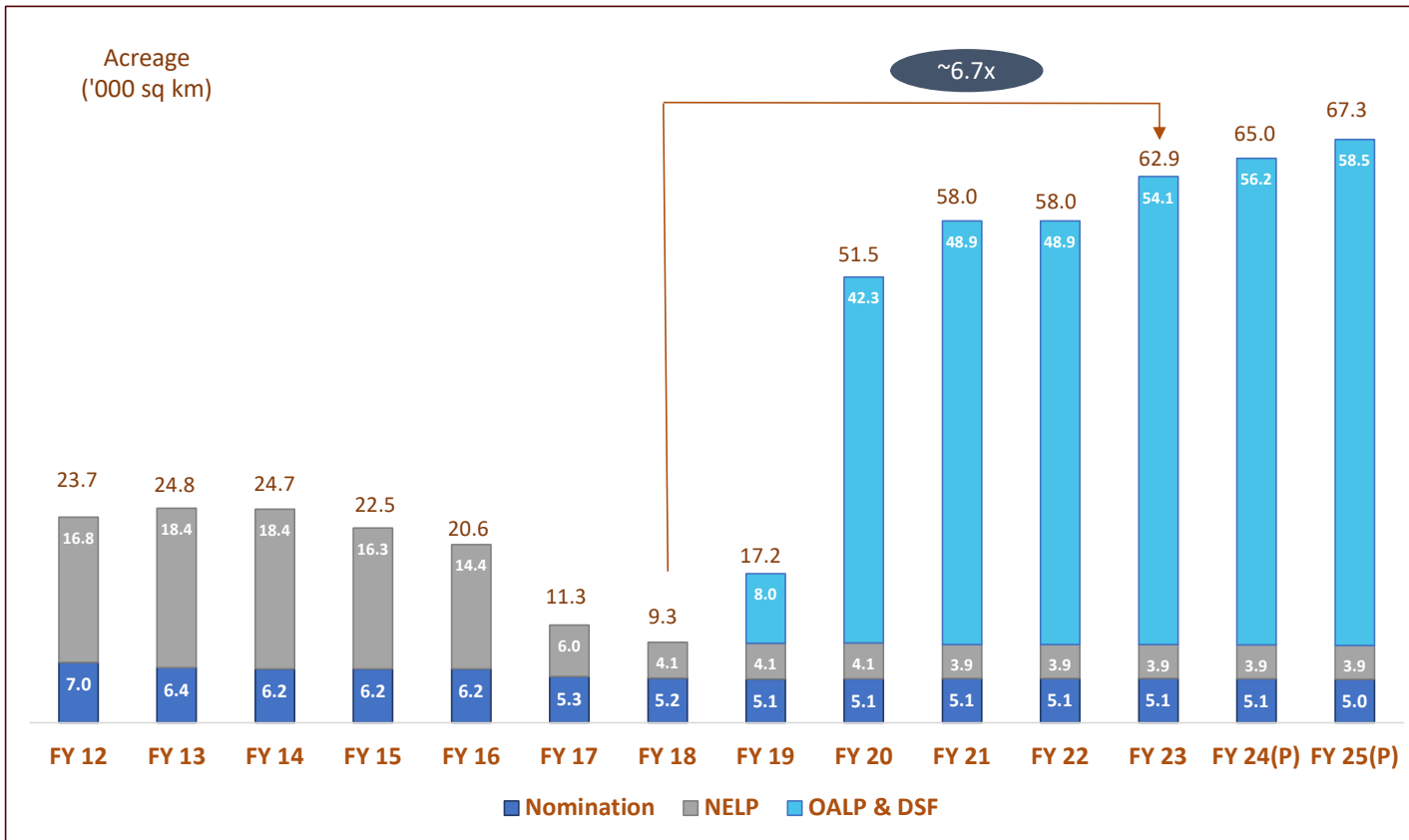


... leading to increase in India's resource base



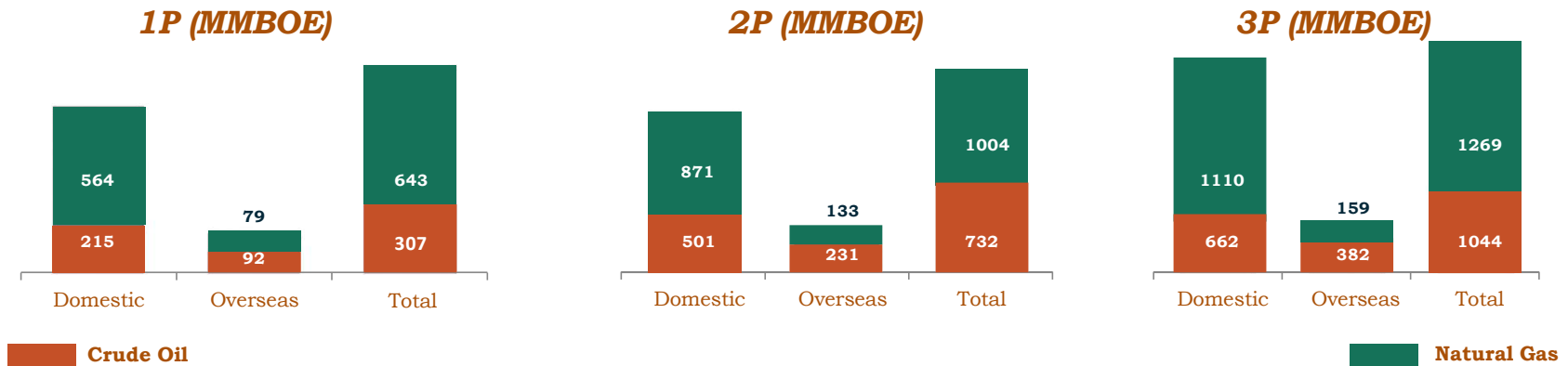
Reserve Replacement Ratio staying >1 consistently:
FY23 - 1.01

With 7 fold increase in operating acreage in last 5 years



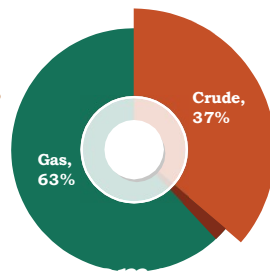
- ~7x increase in operating acreage in last 5 years
- ~208 sq km of acreage under Discovered Small Fields in early asset monetization initiative
- Assessment of Ultra Deep & Shallow Water also being carried out

Diversified Reserve Base

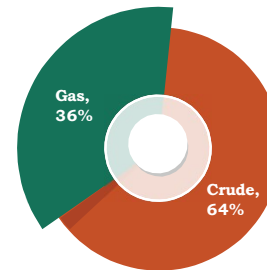


Natural gas reserve under sale contract : 1P- 175 MMBOE, 2P-354 MMBOE, 3P-420 MMBOE

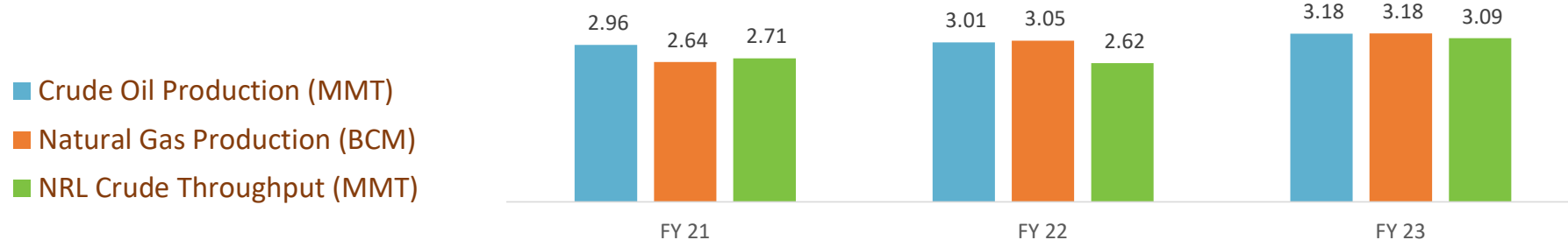
Domestic Reserves by Type (2P)



Overseas Reserves by Type (2P)



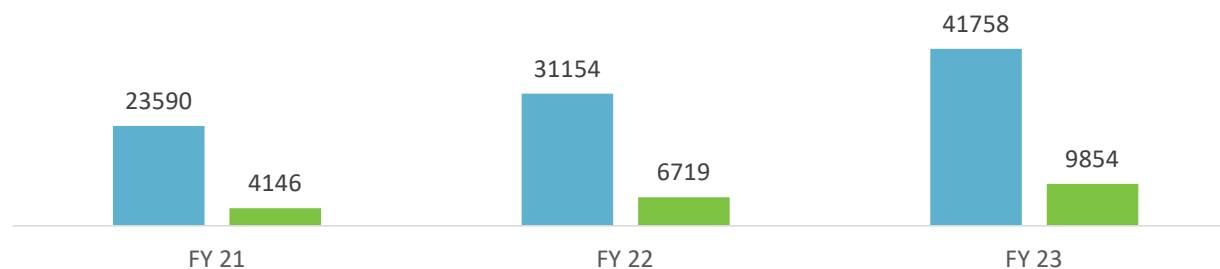
OIL has demonstrated strong Operational & Financial Performance



Pipeline Throughput FY 23 – 8.19 MMT

Consolidated

- Total Income (₹ Cr.)
- Profit after Tax (₹ Cr.)

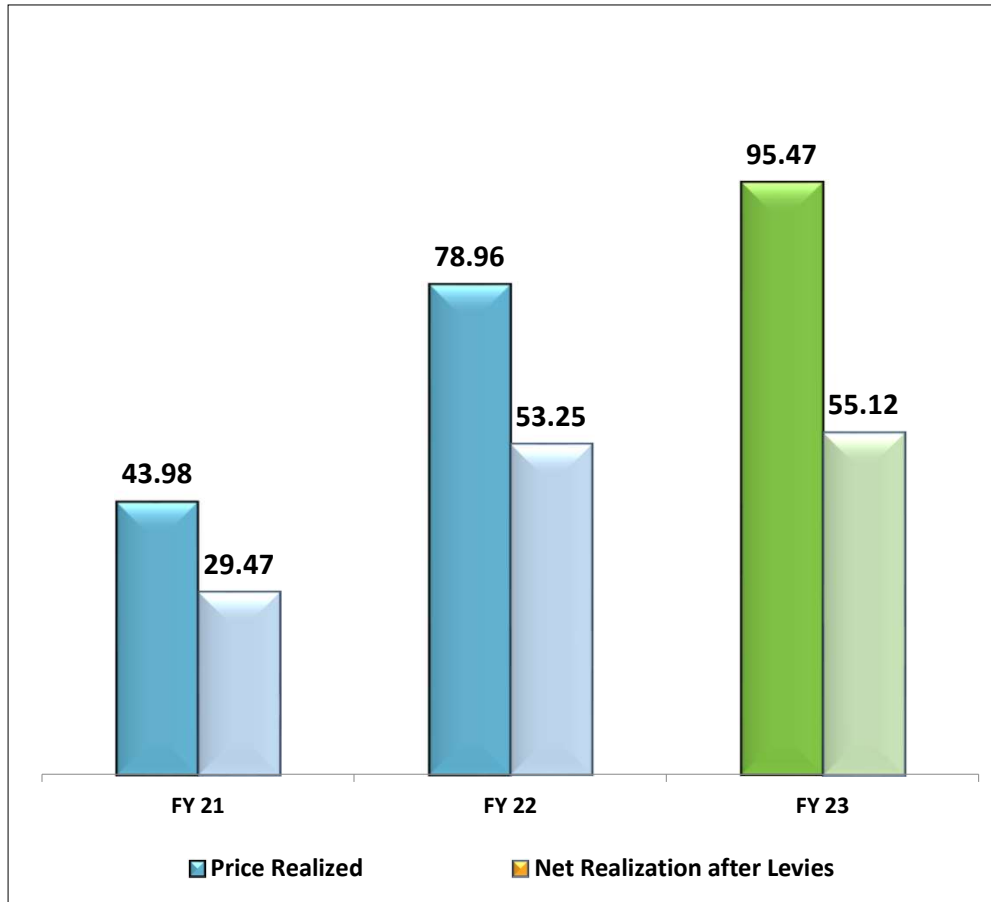


- Net Worth (₹ Cr.)
 - EPS (₹/share)
- | Metric | FY 21 | FY 22 | FY 23 |
|-------------------|--------|--------|--------|
| Net Worth (₹ Cr.) | 29,563 | 33,242 | 39,808 |
| EPS (₹/share) | 33 | 52 | 80 |

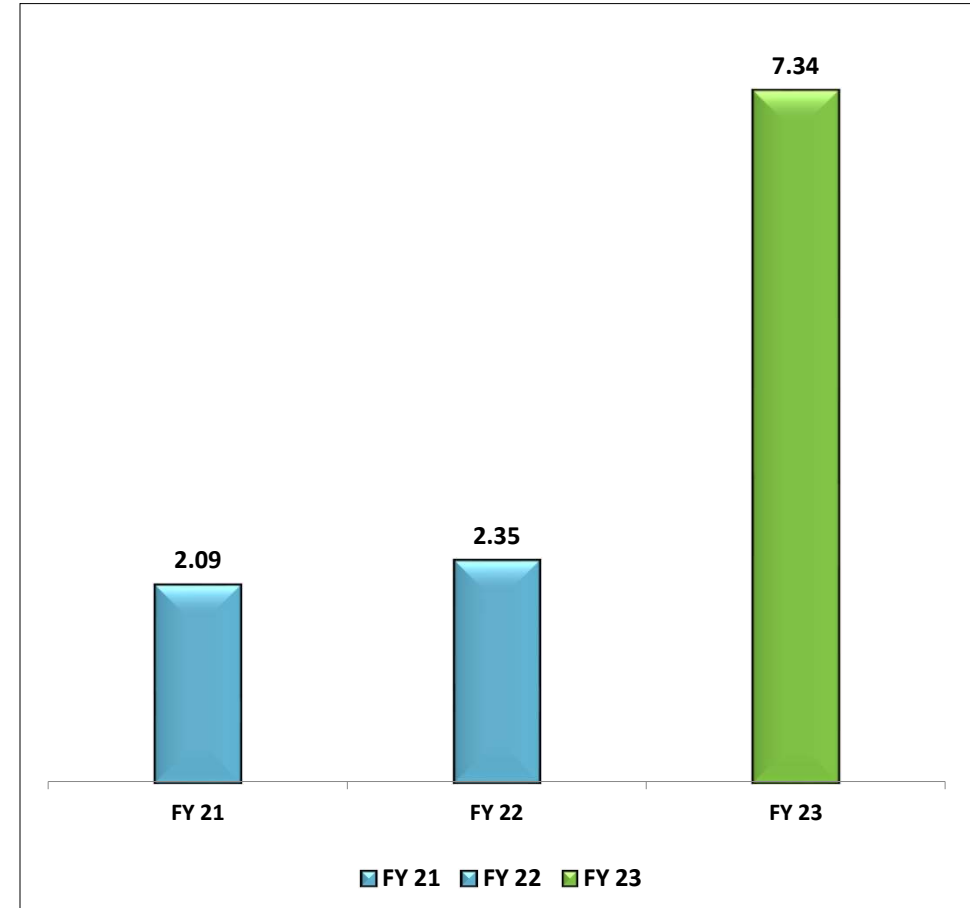
Price Realisation



Crude Oil (US\$/ bbl)



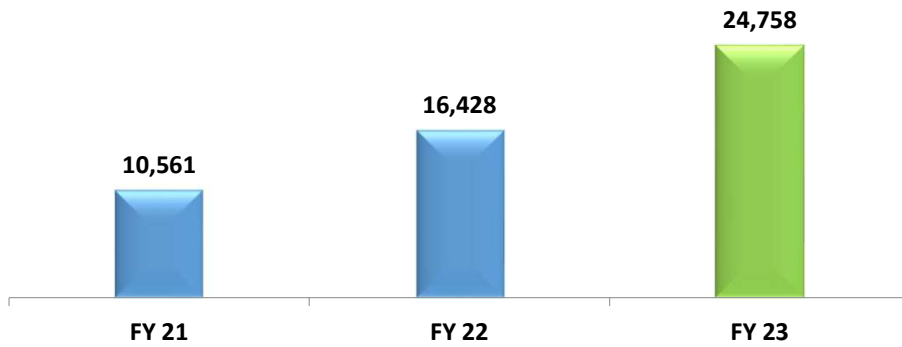
Natural Gas (US\$/ mmbtu)



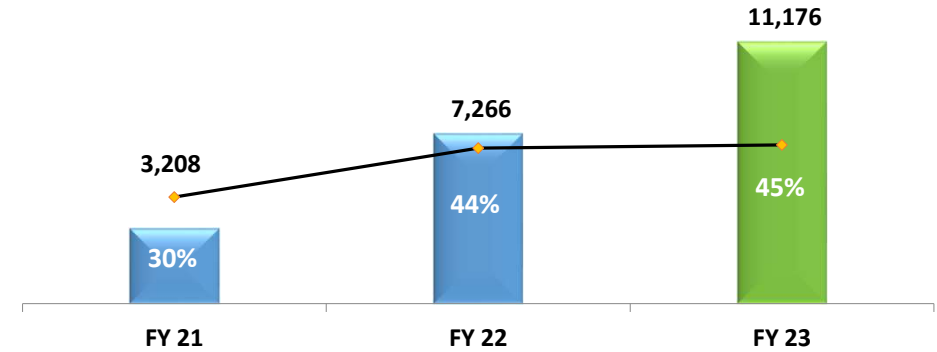
Financial Performance



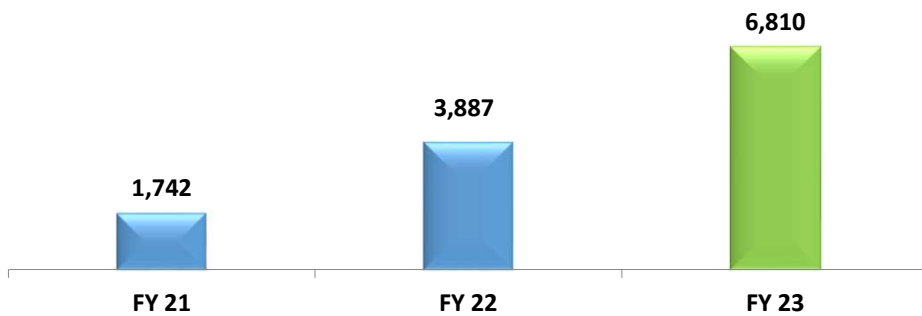
Revenue (₹ Crore)



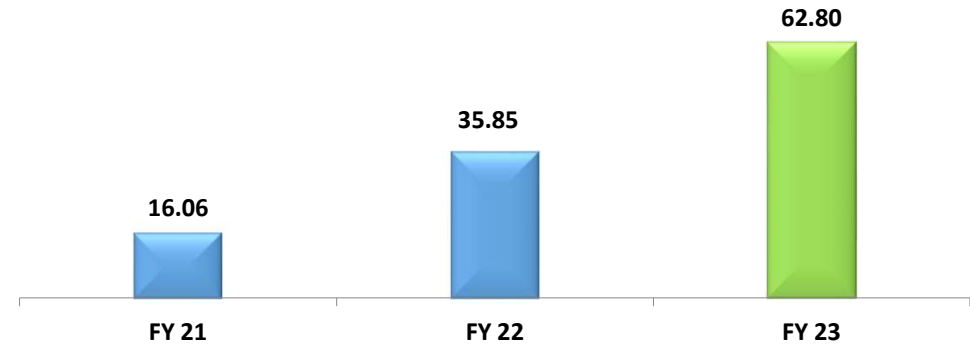
EBITDA (₹ Crore) & EBITDA Margin (%)



PAT (₹ Crore)



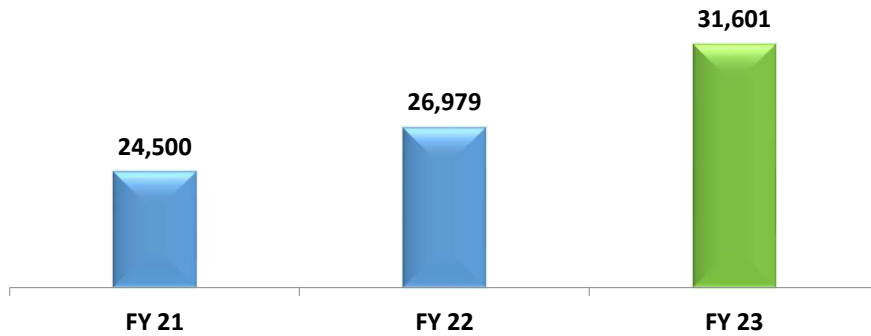
Earnings Per Share (₹)



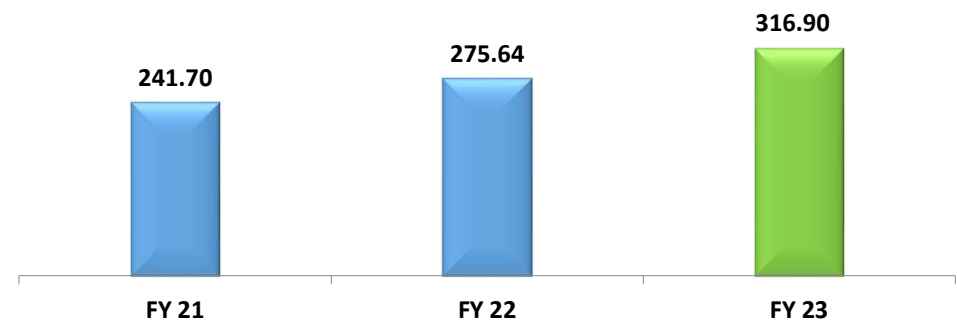
Valuation and Dividend Payout



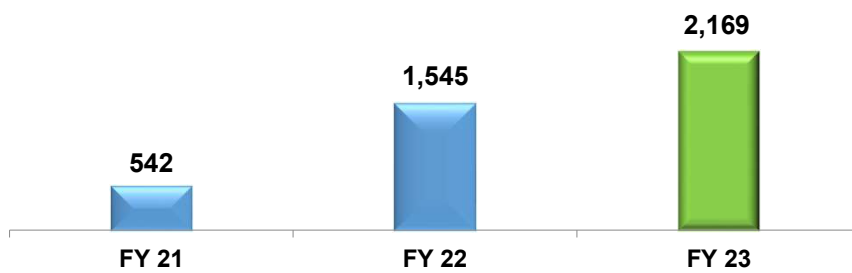
Net Worth (₹ Crore)



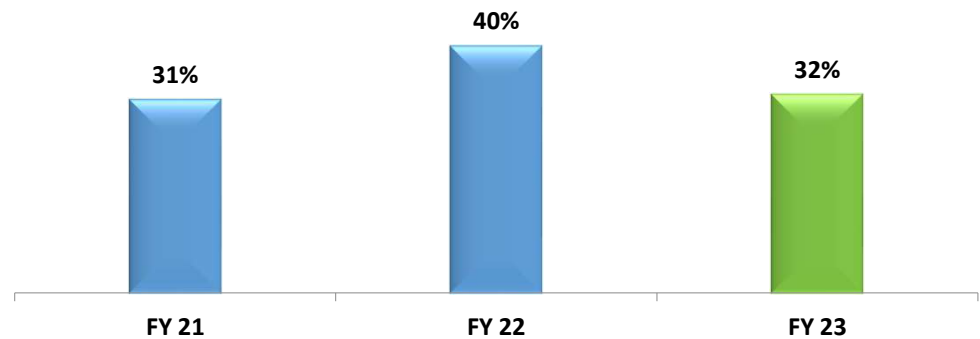
Book Value per Share (₹)



Dividend (₹ Crore)



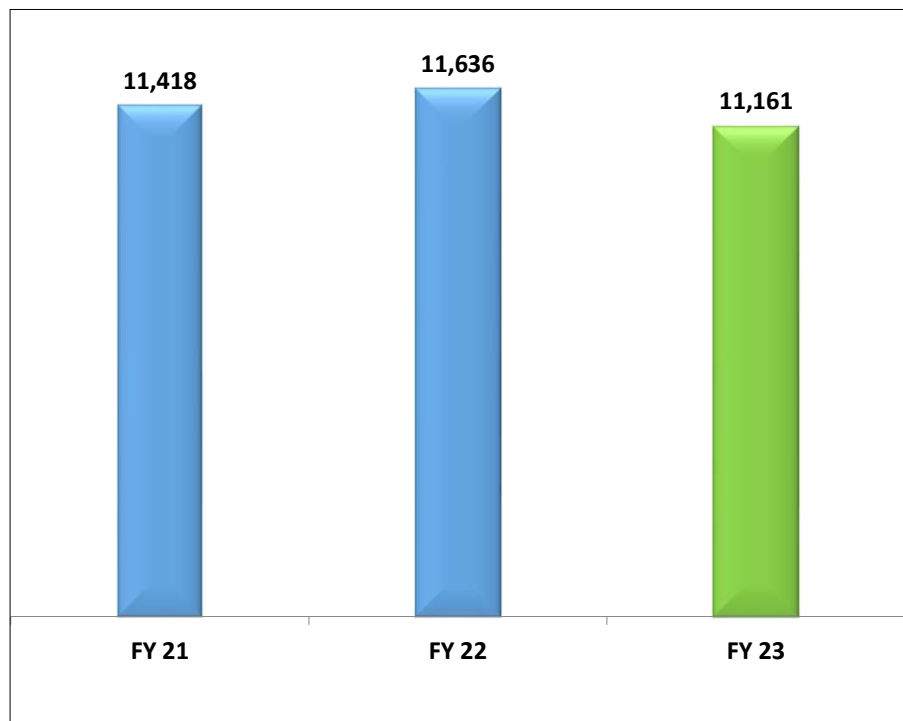
Dividend Payout Ratio (% of PAT)



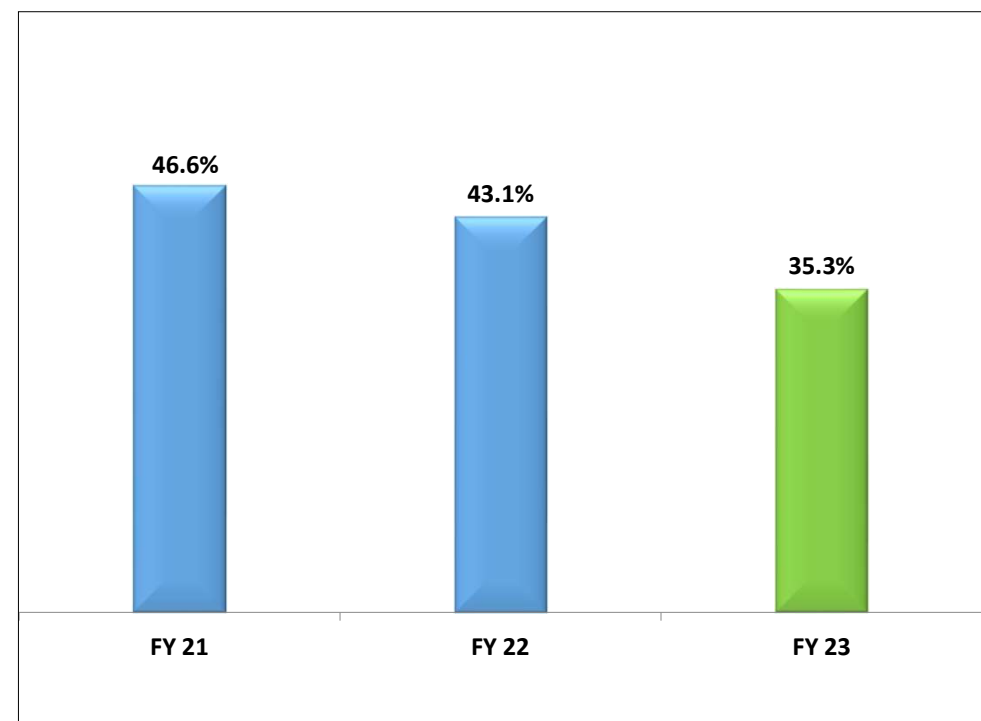
Healthy Leverage



Long Term Debt (₹ Crore)



Debt / Equity (%)



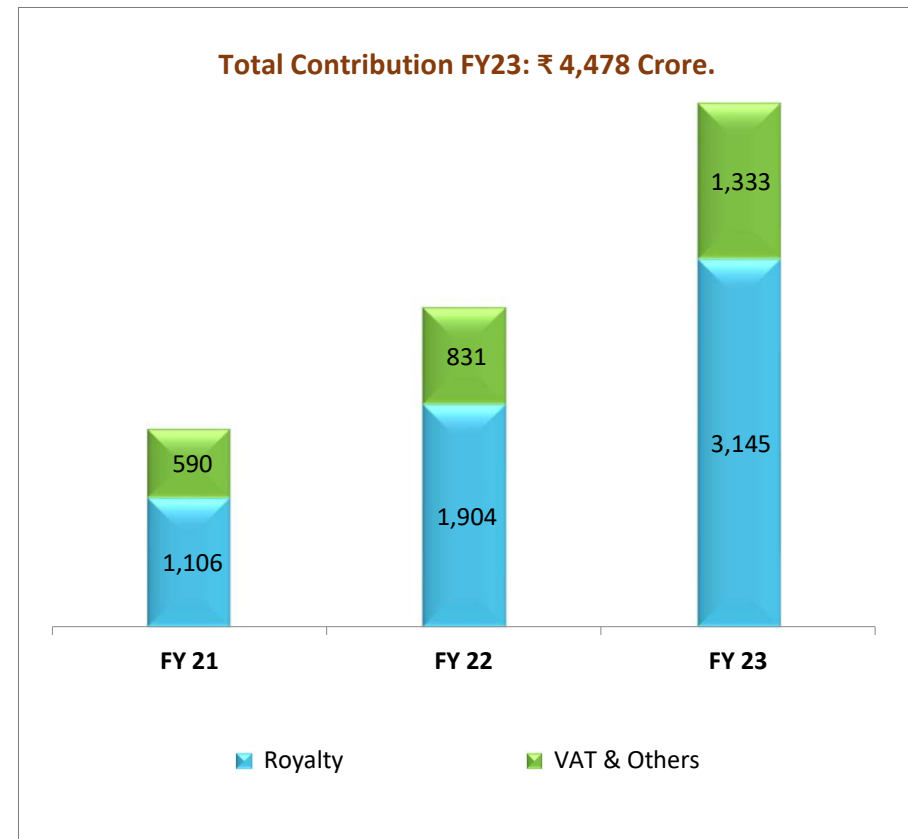
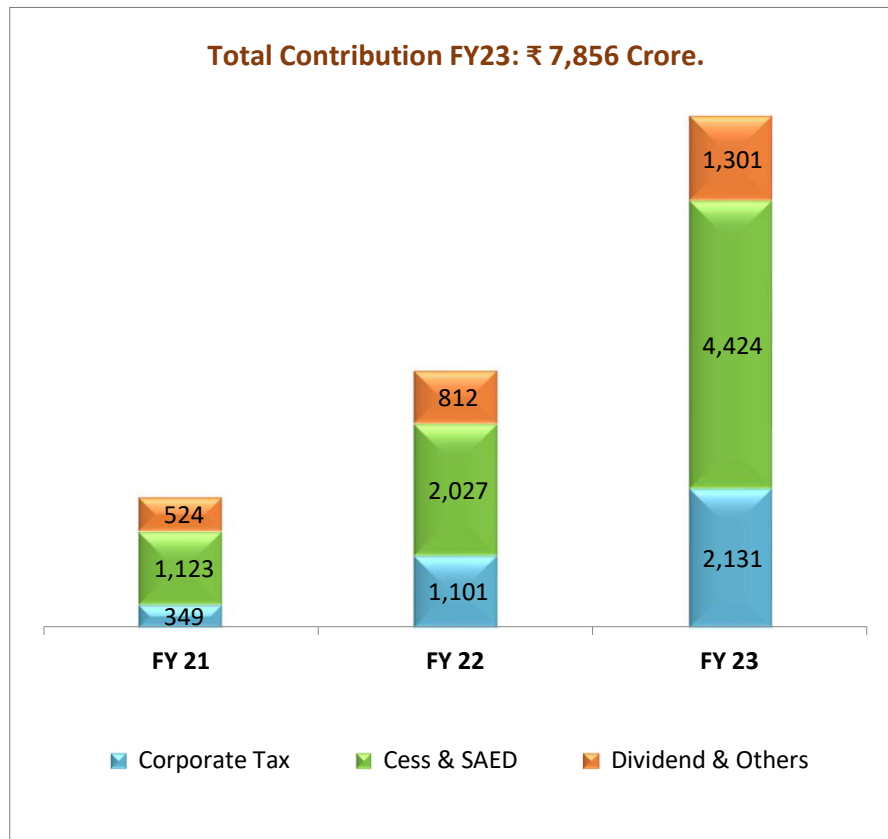
Consolidated Group Debt as on 31st March 2023 is ₹ 18,246 crore.

Contribution to Exchequer



Central Exchequer (₹ Crore)

State Exchequer (₹ Crore)





Outline

01

Company Overview

02

Strategic Strengths

03

Assets Overview

04

Operating & Financial
Performance

05

Material Subsidiary

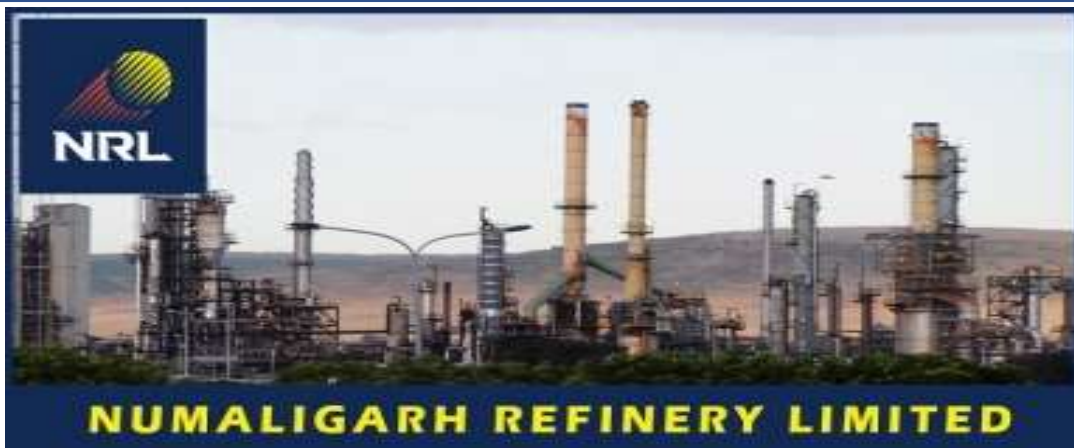
06

Growth Plans

07

ESG Highlights

State of the Art Refinery



- 3MMT Refinery in North-Eastern State of Assam
- OIL's Equity 69.63%
- Nelson Complexity Index 9.2
- High Distillates Yield and high GRMs
- Wide Product range - MS, HSD, SKO, LPG, ATF, Naphtha, Wax, Sulphur, CPC, RPC, etc.
- 129.5 Km India – Bangladesh product Pipeline commissioned. Inaugurated by Hon'ble PM of India & Bangladesh on 18th March, 2023.

Distribution Infrastructure

- Product Terminals at Numaligarh and Siliguri
- OIL owned product pipeline.

Credit Rating

- CRISIL – AAA/Stable/A+ on Long/ Short term bank facilities.

Expansion Plans

- On going Capacity expansion from 3 to 9 MMTPA.
- Integrated with an 6MMTPA ~1,600 km Paradeep-Numaligarh crude pipeline.
- Bio –refinery for 2G Ethanol Production
- Poly Propylene Unit (PPU) with 360 KTPA design capacity envisaged

With Best-in-Class Performance



Particulars	FY23	FY22
Crude Throughput (TMT)	3,091	2,624
Distillate Yield (%)	87.69%	85.69%
Income from Operation (₹ Crore)	29,785	23,546
EBITDA (₹Crore)	5,319	5,172
PAT (₹ Crore)	3,703	3,562
Gross Refinery Margin (\$/bbl)	19.86	14.33



Outline

01

Company Overview

02

Strategic Strengths

03

Assets Overview

04

Operating & Financial
Performance

05

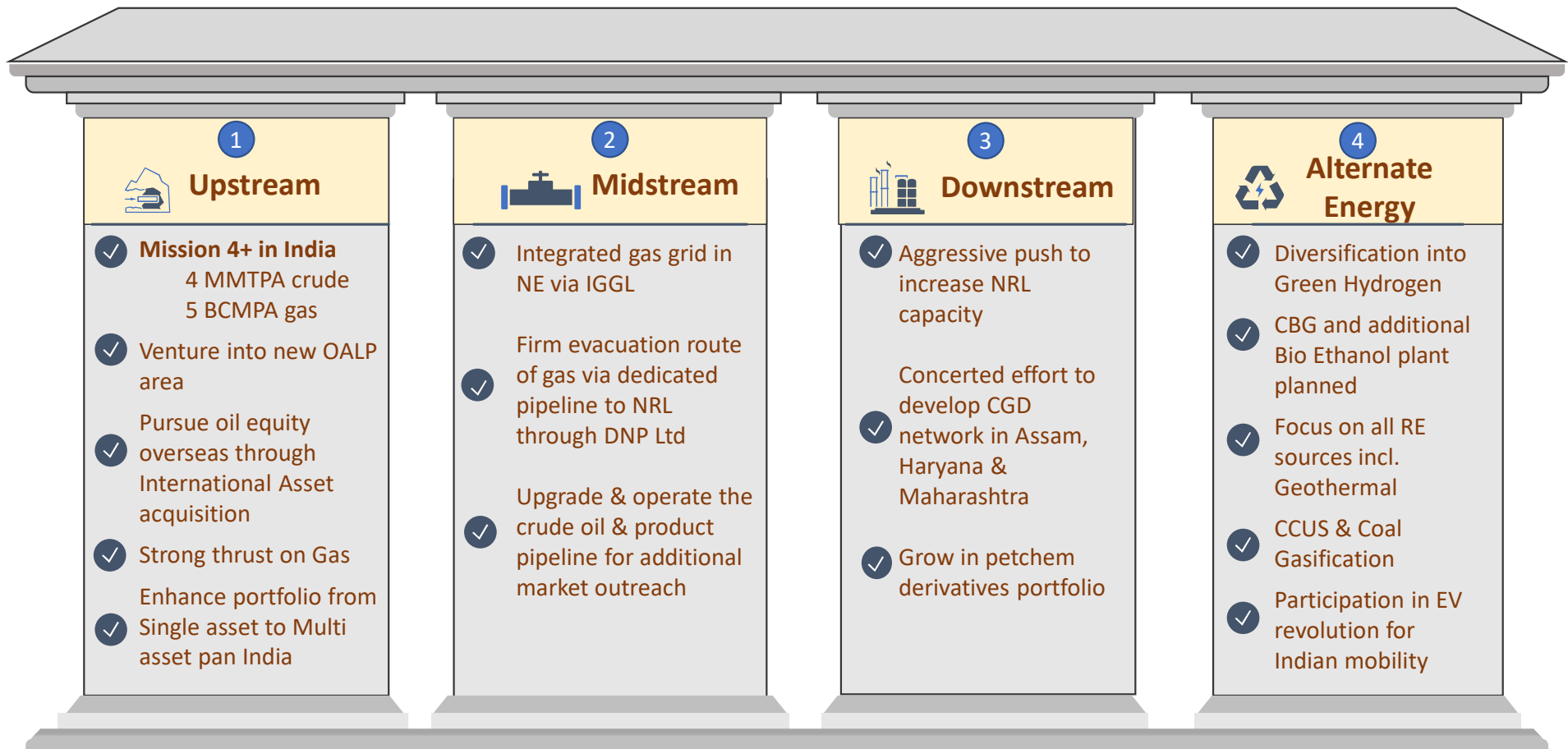
Material Subsidiary

06

Growth Plans

07

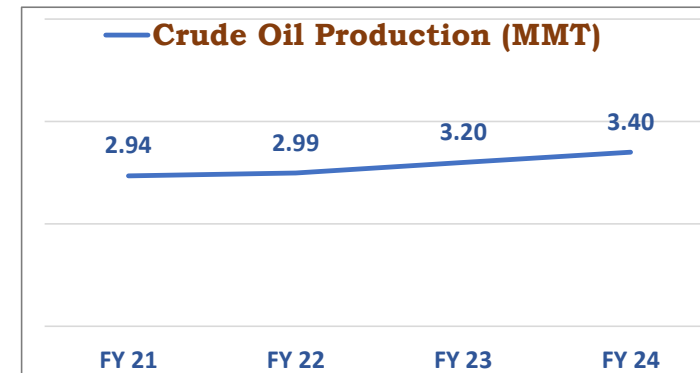
ESG Highlights



Ensuring India's Energy Security through Mission 4+



- ❖ Contributing ~ **10% of India's total oil and 8% of gas production**
- ❖ More than **500 wells under production** and **213 surface facilities**
- ❖ Pioneer in execution of various IOR/EOR schemes
 - Low Sanity Water Injection (LSWI)
 - Polymer Flooding, CO2 injection
 - Hydro-frac Initiatives for 20 wells
 - CSS for heavy oil field in Rajasthan



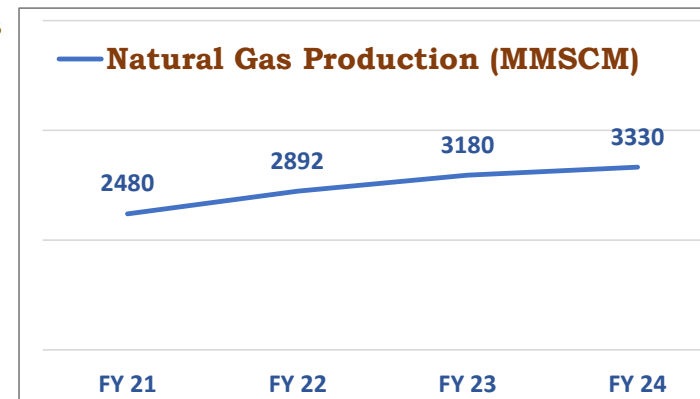
Mission 4+

4
MMTPA
Crude

5
BCMPA
Gas

Achieve Breakthrough Oil & Gas Performance

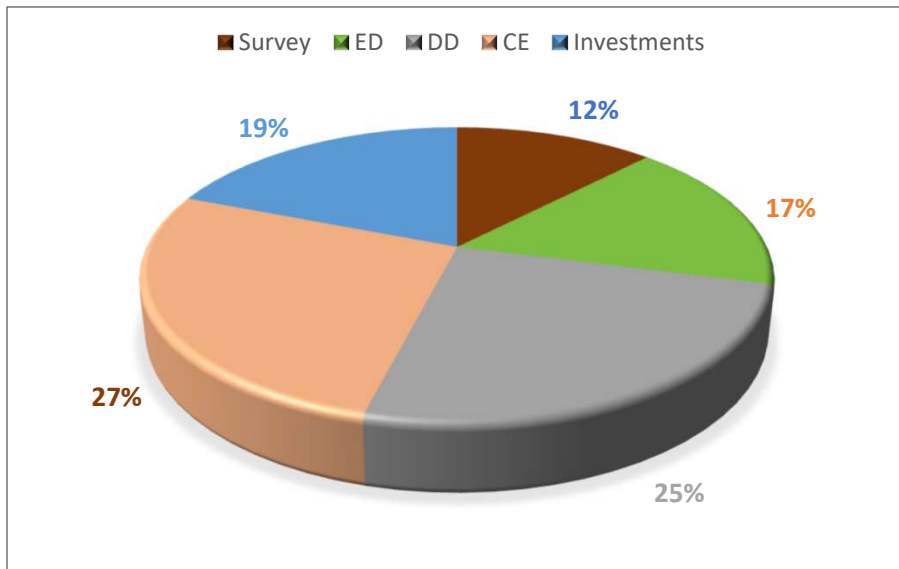
- ❖ Collaboration with IOCs
- ❖ Production Enhancement Contracts
- ❖ Technology Sharing Models
- ❖ Wells to be drilled –
 - 77 nos. in 2023-24
 - 76 nos. in 2024-25
- ❖ Extended Reach and Deep Drilling for EOCENE plays
- ❖ Five fields identified
- ❖ Optimization of Artificial Lift



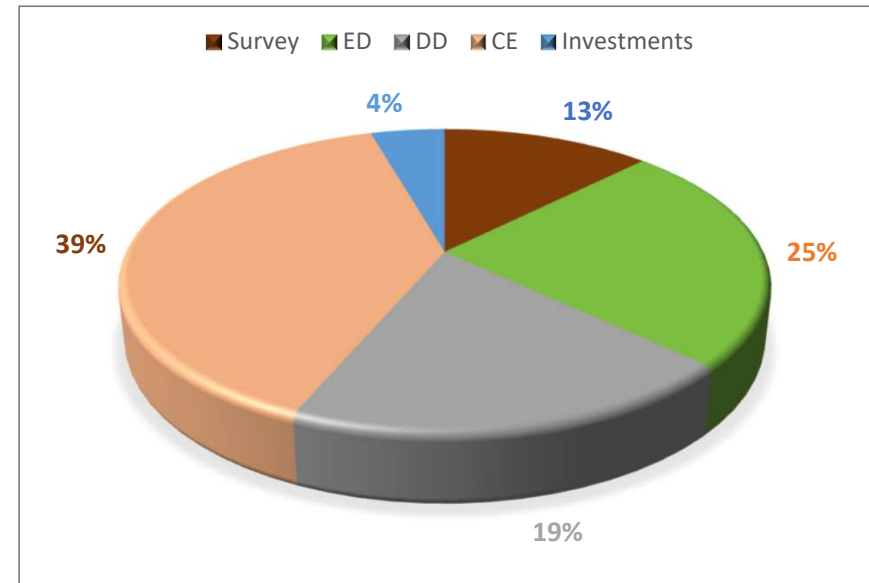
Large Capex plans



Actual FY23: ~ ₹ 5,500 Crore



BE FY24: ~ ₹ 4,900 Crore



Consolidated Capex:

FY23 ~ ₹ 12,400 Crore

FY24 ~ ₹ 14,000 Crore

OIL is well positioned for planned investments



Strong cash & margin fundamentals

Strong EBIDTA and cash flow with positive price environment

Strong refinery GRM

Competitive cost structure

Healthy Operating Cash Flow

- Consolidated
 - FY 22: ₹ 9,310 Cr
 - FY 23: ₹ 11,410 Cr



Healthy leverage ratio

Borrowings of ₹ 6,300 Crores for NRL acquisition **entirely repaid** out of internal accruals

Funding raised only for:

- Mozambique, Russia and NRL capacity expansion

All other capex & investments from **internal accruals**

D/E ratio for FY23:

- Consolidated: 44%



Sound debt servicing capability

Significantly high interest coverage ratio.

EBITDA / Interest for FY 23

- Consolidated : ~18x



Outline

01

Company Overview

02

Strategic Strengths

03

Assets Overview

04

Operating & Financial Performance

05

Material Subsidiary

06

Growth Plans

07

ESG Highlights

Environmental Risks & Mitigating Measures



Carbon Transition



- Identified CCA Measures and CER Measures Investment in technologies for reduced flaring, energy efficient machines/appliances Renewable Energy
- Setting up of India's first 99.999% pure Green Hydrogen pilot plant in Jorhat, Assam
- Mass tree plantation
- Green Hydrogen Plant, Green Mobility
- Carbon Capture, Storage, ethanol plants etc.

Physical Climate Risks



- Seismic Vulnerability,
- Subsidence Assessment carried out 4 tier Disaster Management plan
- Disaster Preparedness Drills carried out in association with NDMA, DA, Mutual Aid Partners

Water Management



- Periodic ground water analysis Innovation - Use of Backlash water filter Rainwater Harvesting
- Investment into ETP, Water Injection Stations etc. Water Conservation Awareness Month.

Pollution and Waste Management



- Hazardous Waste & Non Hazardous Waste Management
- AAQ, Noise Monitoring
- Stack height of Genset as per Norms
- Technology : Oily sludge treatment, Non luminous flaring, Mud Plant Recycling, incinerators etc.
- Oil Spill Contingency plan
- Reuse of mud, drill cuttings, drilling fluid, formation water

Natural Capital



- Environment Management Plan based on Environment Impact Assessment studies.
- Biodiversity study in ecologically sensitive areas like DSNP.
- Well restoration policy
- Environment, Forest, NBWL, CRZ Clearances obtained from MoEF&CC

Targeting Net Zero by 2040

Social Risks & Mitigating Measures



Customer Relations

- Data & Cyber Security - Data protection Strategy, technology to secure customer data and prevent leaks or data losses

Human Capital

- Labour Relations - structured programs to improve skill levels & morale
- FY 2020-21 - 6,190 employees, (1,669 executives and 4,521 unionized employees)
- Diversity & Inclusion - equal job opportunities, entitled to same benefits, training and skill-building activities.

Demographic & Societal Trends

- Identified major thrust areas for CSR namely Healthcare, Drinking Water & Sanitation, Education, Skill Development, Sustainable Livelihood, Empowerment of Women, Augmentation of Rural Infrastructure, Promotion of Art, Culture and Heritage, Promotion of Sports, Environment preservation & conservation and Relief & Rehabilitation.
- CSR projects based on Need Assessment
- Impact assessment done periodically

Health & Safety

- LTI 0.143 (FY 2022-23)
- Audit & Compliance
- HSE Manuals/SOPs/Permits
- Online monitoring of incidents, audit compliance, etc. under Project DRIVE
- Accident Investigation & Analysis
- HSE Monitoring system
- No cases of Occupational illness reported
- Launch of Project “KAVACH” to create a robust, resilient & regenerative HSE & ESG system.

Responsible Production

- OIL delights its customers with quality products and services at competitive prices
- Supply Chain Management - Product demand & supply planning
- Stakeholder engagement - Suppliers, Consumers, Contractors, Industry Partners, Community, Media etc.
- Bribery & corruption - Whistle Blower Policy, MOU with Transparency, International India (TII) for adopting Integrity Pact (IP) program in the Company

CSR (Changing Life)



Promotion of Art, Culture & heritage



Women Empowerment



Environment



Augmentation of Rural Infrastructure



Skill Development



Drinking and Sanitation



Promotion of Sports



Education



Healthcare



Sustainable Livelihood



To Summarize



2nd Largest Public Sector E&P Company

...With Strong Credit Metrics

6 decades of E&P Expertise

Steady and Sustained Output Growth

Strong Financials

Aggressive Exploration

Focus on Category 1 Basins

Acquisition of discovered and producing assets

Diversification across Energy Value Chain



For Institutional Investors & Analysts



Shri S. Maharana
Chief General Manager-F&A
Email: smaharana@oilindia.in

For Retail Investors



Shri A. K. Sahoo
Company Secretary
Email: investors@oilindia.in

THANK YOU!



ऑयल इंडिया लिमिटेड
(भारत सरकार का उद्यम)
Oil India Limited
(A Government of India Enterprise)