



Olectra Greentech Limited

02th February, 2022

To BSE Limited Phiroze Jeejeebhoy Towers, Dalal Street Mumbai-400 001	To National Stock Exchange of India Ltd Exchange Plaza, 5th Floor, Plot No. C/1, G Block, Bandra Kurla Complex, Bandra (E) Mumbai-400 051
---	---

Dear Sir/Madam,

Sub: Disclosure under Regulation 30 of SEBI (Listing Obligations and Disclosure Requirements) Regulations, 2015

**Ref: Scrip Code on BSE : 532439
Scrip ID on NSE : OLECTRA
Name of the Scrip : Olectra Greentech Limited**

In line with the intimation given by the Company on 01.02.2022 about the schedule of Conference Call, we hereby inform you that the management of the Company today had a Conference Call with the Investors/Analysts.

Further copy of the investor presentation is attached herewith and has also been uploaded on the website of the Company www.olectra.com.

This is for your information and records.

Thanking You,

Yours faithfully,

For Olectra Greentech Limited


P Hanuman Prasad
Company Secretary





500 +E Buses
on Indian roads

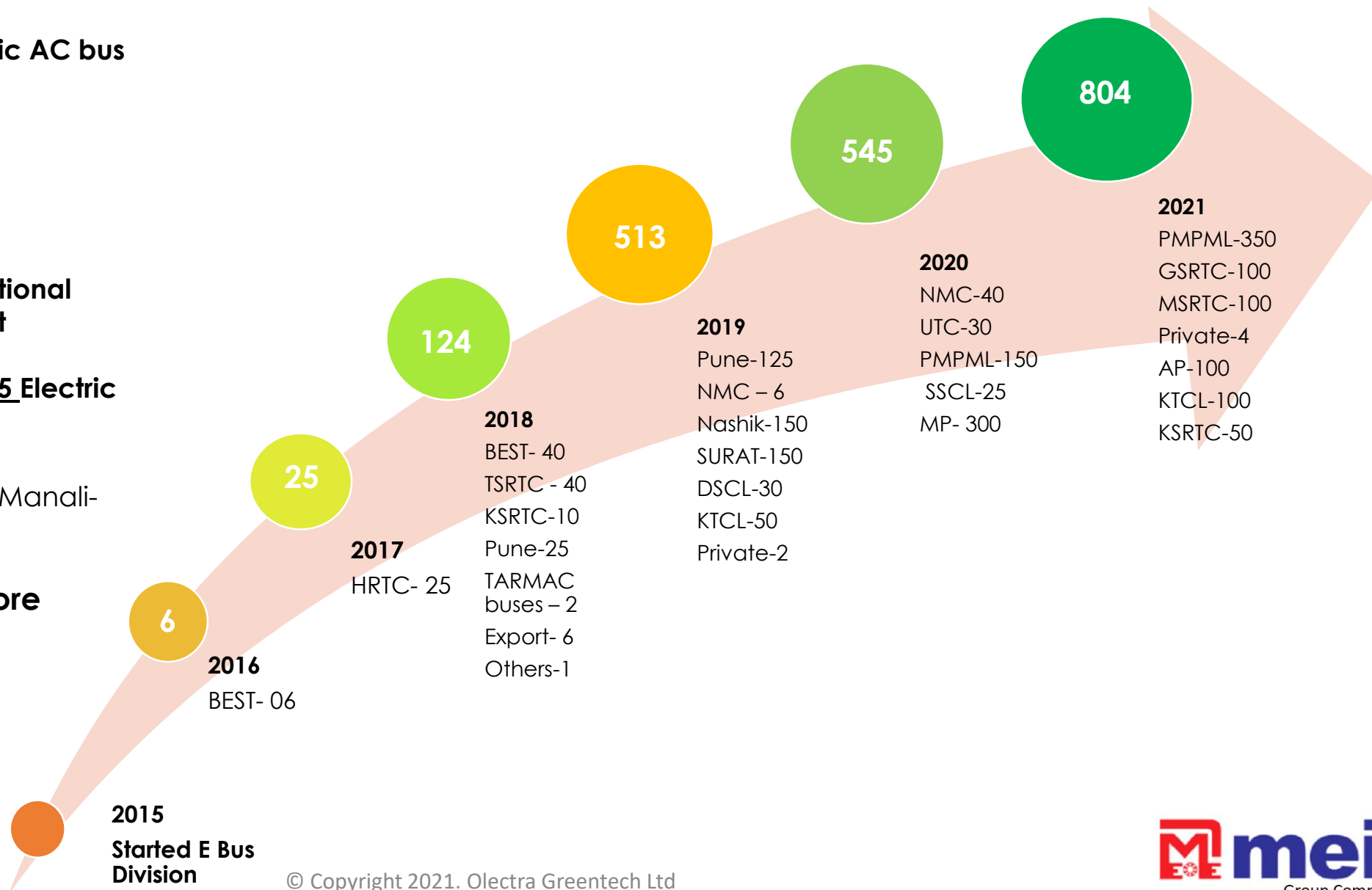
PIONEER IN ELECTRIC MOBILITY IN INDIA

Statements in this presentation describing the objectives, projections, estimates and expectations of Olectra Greentech Limited (the “Company”) may be “forward-looking statements” within the meaning of applicable securities laws and regulations. Actual results could differ materially from those expressed or implied. Important factors that could make a difference to the Company’s operations include, among others, economic conditions affecting demand / supply and price conditions in the domestic and overseas markets in which the Company operates, changes in Government regulations, tax laws and other statutes and incidental factors. Certain analysis undertaken and represented in this document may constitute an estimate from the Company and may differ from the actual underlying results.



Olectra : 1st to deliver E-buses in India

- ✓ **First ever 7m,9m,12m Electric AC bus** launched
- ✓ E-Buses for trials - **40 STU's**
- ✓ **1523 Orders On hand**
- ✓ **16 charging stations Operational** and **24 Under Development**
- ✓ Homologated **4 Models** with **135 Electric bus variants**
- ✓ **"Limca Book of Records"** – Mandali-Rohtang Operations
- ✓ Covered **more than 5 Crore Electric km** across India.



Olectra Bus Fleet



Olectra Bus Fleet



Olectra Product Range

E-Bus - K6 (7m)



E-Bus - K7 (9m)



E-Bus - K9 (12m)



E-Bus - C9 (12m)



Type I
Luxe



Type I
Type II



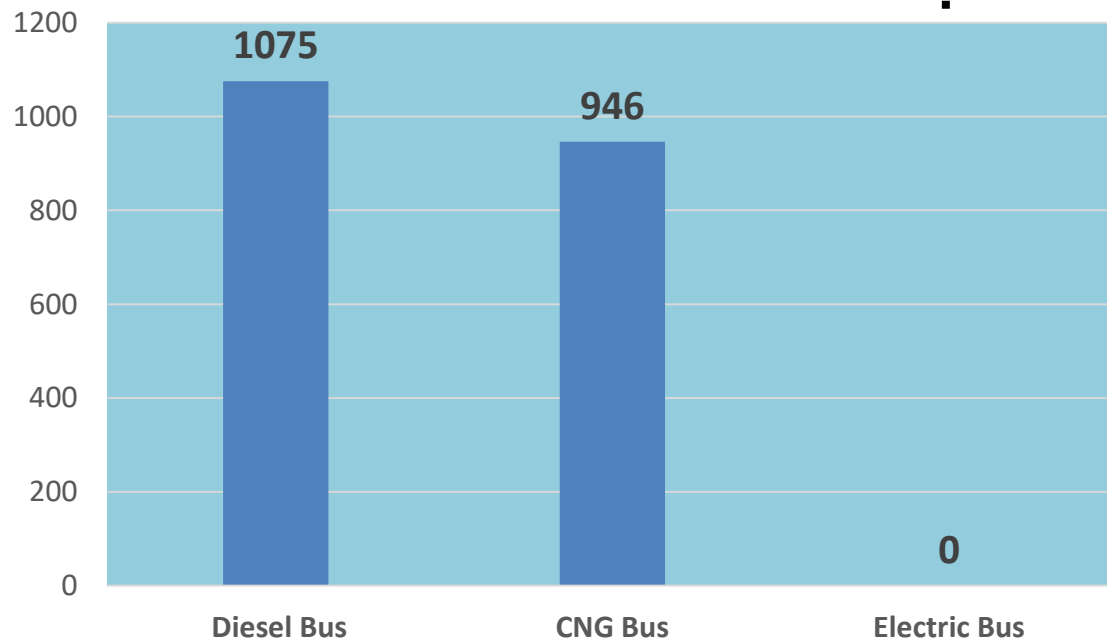
Type I
Type II
Tarmac

Type III

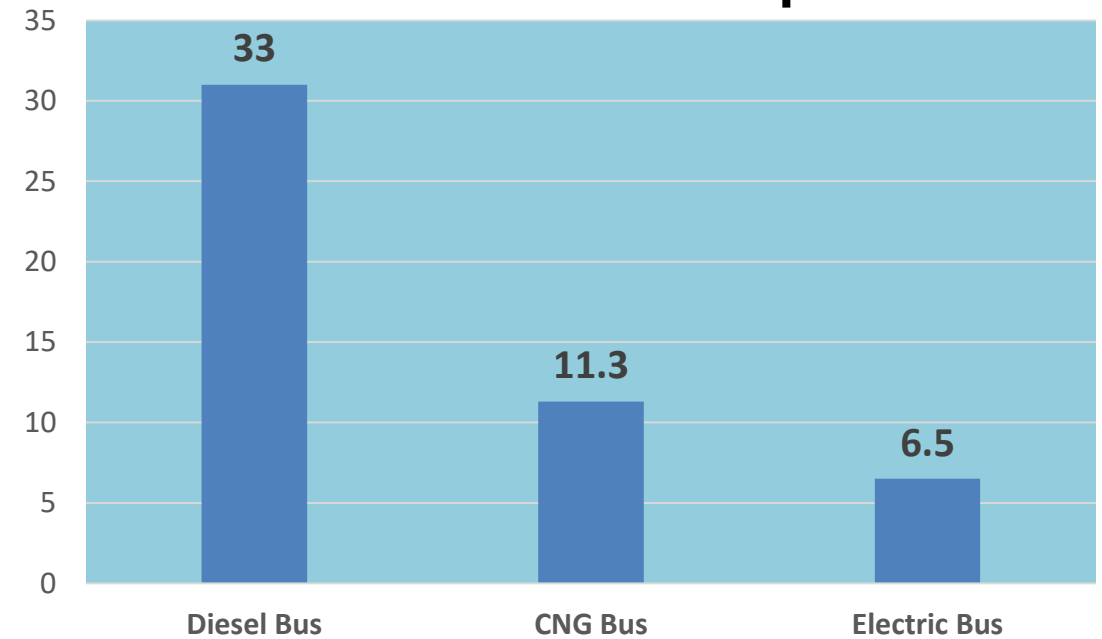


Electric Buses Outperform Fossil Fueled Buses

Clean Tailpipe Emissions gCO₂/km



Affordable Per KM Fuel Cost



Source: CSE Study

TIV of Bus Industry:

- ❖ The number of buses in India is **18 lakhs+** for population of 138 Crores.
- ❖ Out of which two third of buses are more than 10 years old
- ❖ Every year more than 2 lakh buses are replaced in India

Description		2022	2030 E
Current Number of buses	in Mns	1.8	2.41
Population	in Mns	1,380	1,509
No of Buses per 1000 People	In No's	1.30	1.60
No of Buses required per 1000 people	In No's	1.60	1.60
Number of buses Required	in Mns	2.21	2.41
No of vehicles need to be scrapped	in Mns		1.20
New buses required to cater in increase in population by 2030	in Mns		0.61
Total new Buses required by 2030	in Mns		1.81
Per Year Requirement	in Mns		0.20



200K new buses
required per year



OLECTRA's Commitment to Market:

Each Customer is unique, his demands are so as well. At Olectra we ensure that such latent requirements are catered to.

Vehicle	Initial Spec	Additional Variants
7-9M Range	Base Variant : 150 KM	Variant 2 : 200 Km
12M Range	Range : 350 km	Variant 2 : 250 Km Variant 3 : 170 Km



- ❖ **Feeder Bus** /Last Mile connectivity 7m Electric Bus
- ❖ **Intercity Coach** Bus launched
- ❖ **2x3 layout** 12m Electric Bus launched
- ❖ **2x2 Type II** 9m E Bus launched
- ❖ **BRT** 12m and 9m Electric Buses designed and launched
- ❖ **Feature** Rich Products



STANDALONE RESULTS FOR THE QUARTER AND NINE MONTHS ENDED 31 DECEMBER 2021

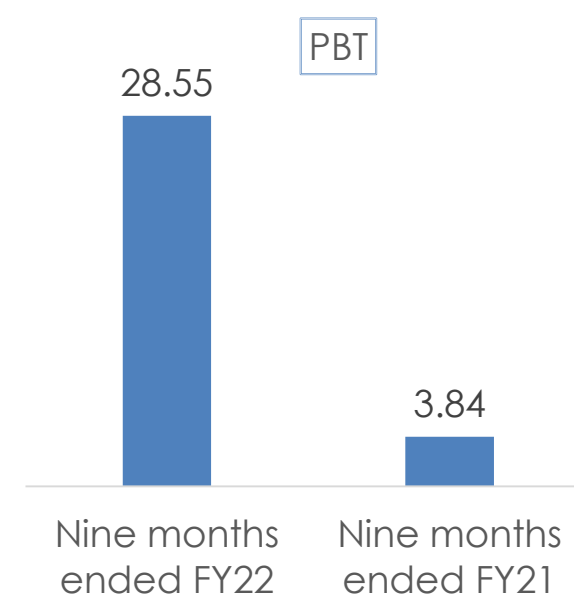
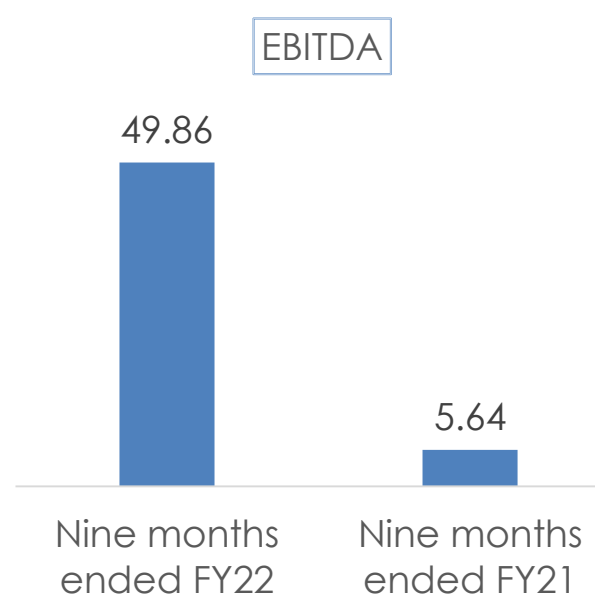
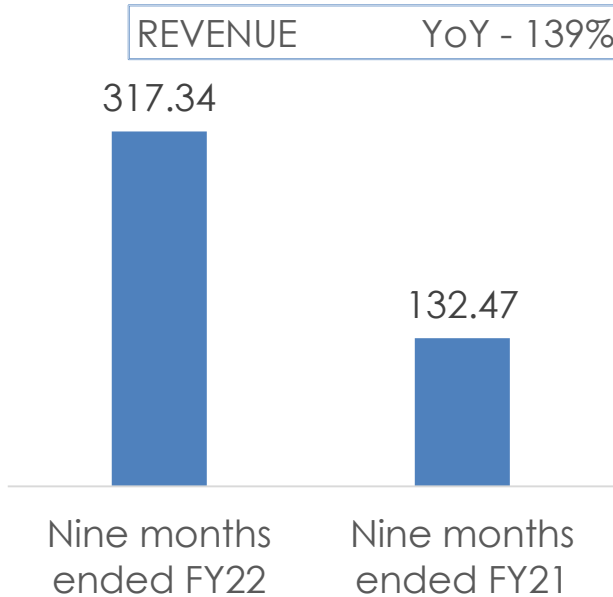
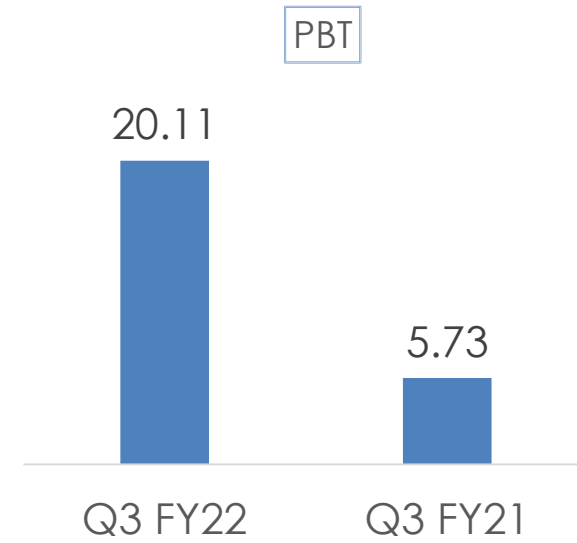
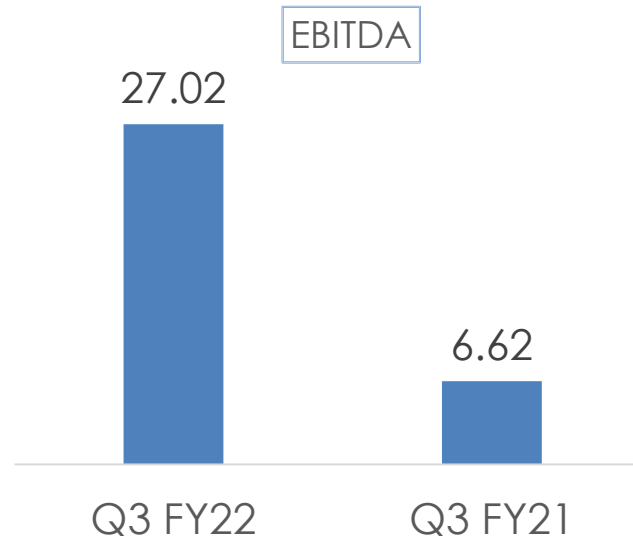
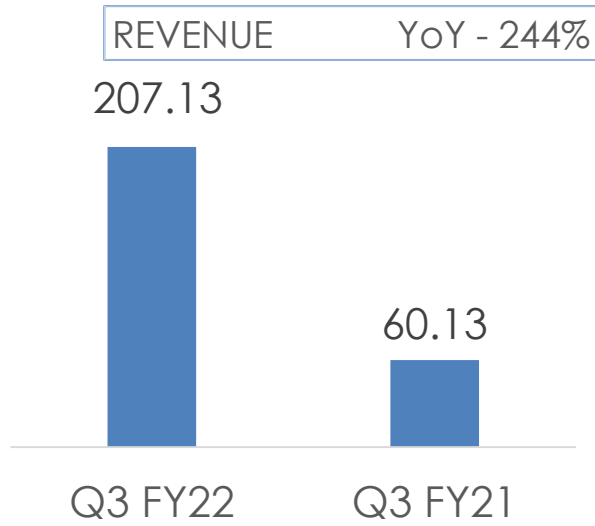


Rs in Crs

	Q3 FY22	Q3 FY21	Y-o-Y Change	Nine months ended FY22	Nine months ended FY21	Y-o-Y Change
Revenue	207.13	60.13	244.5%	317.34	132.47	139.6%
EBITDA	27.02	6.62	307.9%	49.86	5.64	784.6%
EBITDA Margin	13%	11%		16%	4%	
EBIT	20.69	4.96	316.9%	31.48	0.17	
EBIT Margin	10%	8%		10%	0%	
Profit before exceptional items and tax	20.11	5.73	251.2%	31.10	3.84	710.0%
Exceptional items				-2.55		
Profit before tax	20.11	5.73	251.2%	28.55	3.84	643.6%
Profit after tax	12.49	4.57	173.3%	18.23	3.20	469.3%

STANDALONE RESULTS FOR THE QUARTER AND NINE MONTHS ENDED 31 DECEMBER 2021

Rs in Crs



CONSOLIDATED RESULTS FOR THE QUARTER AND NINE MONTHS ENDED 31 DECEMBER 2021



Rs in crs

	Q3 FY22	Q3 FY21	Y-o-Y Change	Nine months ended FY22	Nine months ended FY21	Y-o-Y Change
Revenue	208.26	61.11	240.8%	321.96	133.50	141.2%
EBITDA	28.60	6.17	363.6%	52.59	2.68	++++
EBIT	21.15	3.39	523.1%	30.84	-6.13	++++
Profit/(loss) before share of profit/(loss) of associates, exceptional items and tax	20.54	4.14	396.1%	30.32	-2.44	++++
share of profit/(loss) of associates, exceptional items and tax	0.17	-	-	0.38	-	
Exceptional items	-	-	-	2.55	-	
Profit before tax	20.71	4.14	400.2%	28.16	-2.44	++++
Profit after tax	12.64	2.99	323.0%	17.56	-1.59	++++

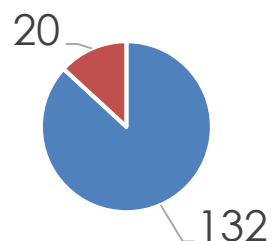
E BUS DIVISION RESULTS FOR THE QUARTER AND NINE MONTHS ENDED 31 DECEMBER 2021



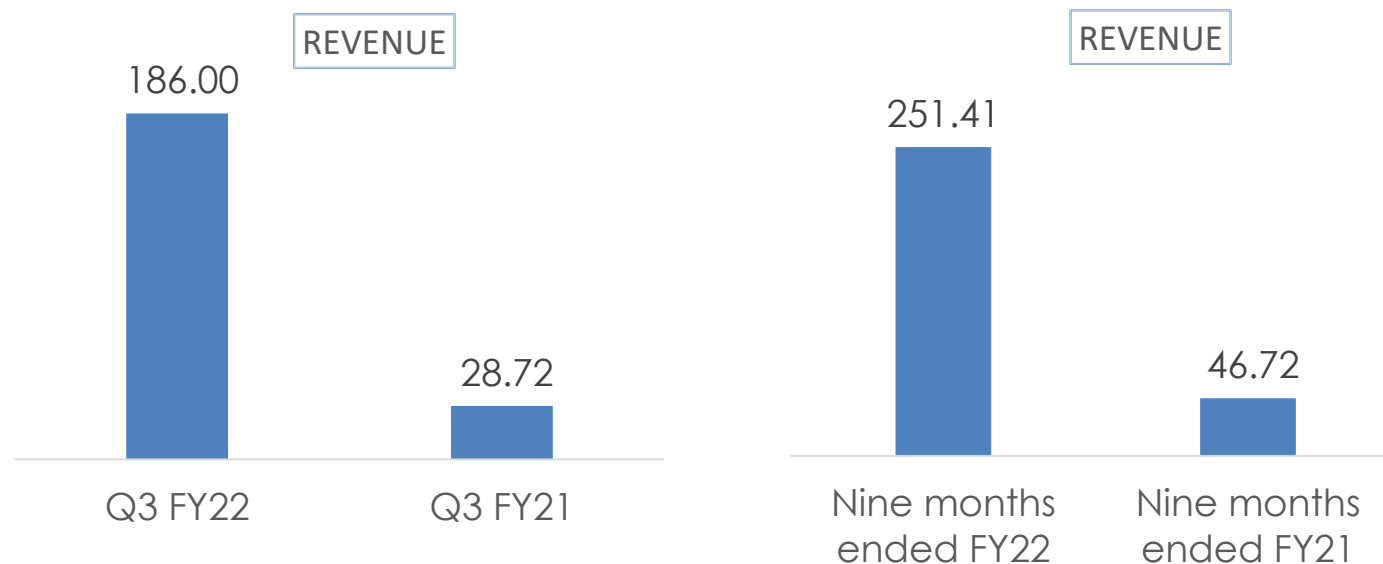
Rs in Crs

	Q3 FY22	Q3 FY21	Y-o-Y Change	Nine months ended FY22	Nine months ended FY21	Y-o-Y Change
Revenue	186.00	28.72	547.6%	251.41	46.72	438.1%
EBITDA	24.17	2.64	815.5%	40.41	-4.28	++++
EBITDA Margin	13%	9.19%		16%	-9%	
EBIT	18.93	1.88	908.6%	24.93	-7.10	++++
EBIT Margin	10%	7%		10%	-15%	
Profit before tax	18.70	3.37	454.1%	25.12	-1.59	++++

No of buses sold



- Nine months ended FY22
- Nine months ended FY21

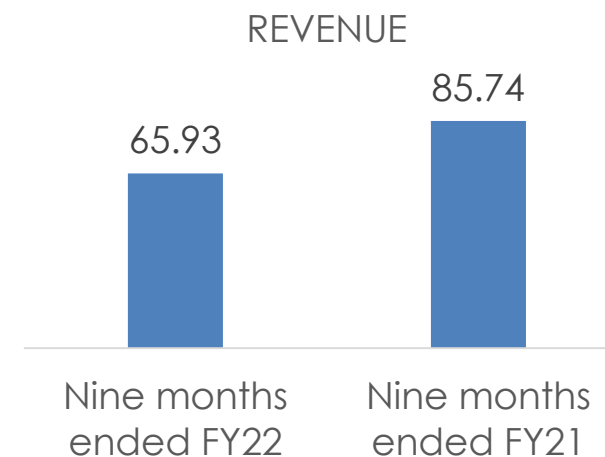
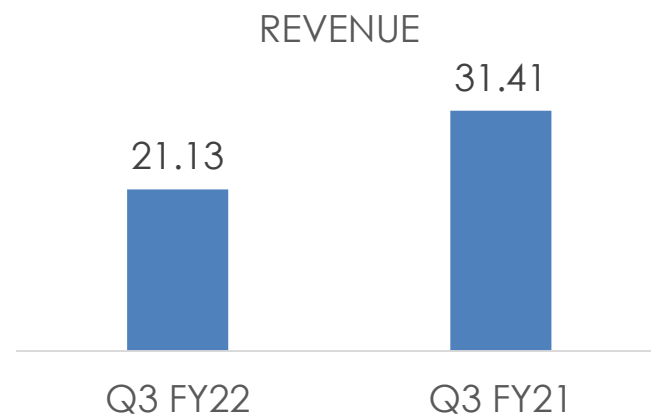


INSULATOR DIVISION RESULTS FOR THE QUARTER AND NINE MONTHS ENDED 31 DECEMBER 2021



Rs in Crs

	Q3 FY22	Q3 FY21	Y-o-Y Change	Nine months ended FY22	Nine months ended FY21	Y-o-Y Change
Revenue	21.13	31.41	-32.7%	65.93	85.74	-23.1%
EBITDA	2.85	3.98		9.45	9.92	
EBITDA Margin	13%	13%		14%	12%	
EBIT	1.76	3.09		6.55	7.27	
EBIT Margin	8%	10%		10%	8%	
Profit before exceptional items and tax	1.42	2.35		5.98	5.43	
Exceptional items				-2.55		
Profit before tax	1.42	2.35		3.43	5.43	



- ✓ Significant growth in revenues as compared to last year.
- ✓ Demand remains strong with order book of 1523 electric buses after considering deliveries already made
- ✓ Q3 EBITDA at 13% as compared to 11% in Q3 FY21
- ✓ Nine months ended FY22 EBITDA at 16% as compared to 4% in Nine months ended FY21

Looking ahead

- ✓ The business scenario continues to show significant improvement.

Future Road Map...

- ✓ OGL has acquired 150 Acres of land from Government of Telangana
- ✓ OGL will construct EV manufacturing plant with state of Art technology
- ✓ OGL plans to manufacture electric buses, trucks, LCV's, 3-wheelers and other EV products in new plant
- ✓ With Expanded Capacity of **10,000** buses per year
- ✓ Entry into **Inter-city / Inter-state Private Transport Segment**
- ✓ Entry into **Staff Transport** private segment
- ✓ Establishing **TARMAC** buses in Airports



THANK YOU

