




Power Mech Projects Limited

Investors Presentation – March 2021



Safe Harbor

This presentation and the accompanying slides (the “Presentation”), which have been prepared by Power Mech Projects Limited (the “Company”), have been prepared solely for information purposes and do not constitute any offer, recommendation or invitation to purchase or subscribe for any securities, and shall not form the basis or be relied on in connection with any contract or binding commitment whatsoever. No offering of securities of the Company will be made except by means of a statutory offering document containing detailed information about the Company.

This Presentation has been prepared by the Company based on information and data which the Company considers reliable, but the Company makes no representation or warranty, express or implied, whatsoever, and no reliance shall be placed on, the truth, accuracy, completeness, fairness and reasonableness of the contents of this Presentation. This Presentation may not be all inclusive and may not contain all of the information that you may consider material. Any liability in respect of the contents of, or any omission from, this Presentation is expressly excluded.

Certain matters discussed in this Presentation may contain statements regarding the Company’s market opportunity and business prospects that are individually and collectively forward-looking statements. Such forward-looking statements are not guarantees of future performance and are subject to known and unknown risks, uncertainties and assumptions that are difficult to predict. These risks and uncertainties include, but are not limited to, the performance of the Indian economy and of the economies of various international markets, the performance of the industry in India and world-wide, competition, the company’s ability to successfully implement its strategy, the Company’s future levels of growth and expansion, technological implementation, changes and advancements, changes in revenue, income or cash flows, the Company’s market preferences and its exposure to market risks, as well as other risks. The Company’s actual results, levels of activity, performance or achievements could differ materially and adversely from results expressed in or implied by this Presentation. The Company assumes no obligation to update any forward-looking information contained in this Presentation. Any forward-looking statements and projections made by third parties included in this Presentation are not adopted by the Company and the Company is not responsible for such third-party statements and projections.

Power Mech at a Glance

A leading Industrial Services and Construction Company providing versatile and comprehensive service in power and infrastructure sector

Established in 1999 by Mr. S. Kishore Babu,
a technocrat and first generation
entrepreneur

Largest O&M service provider in India, 110
On-going projects including 42 AMCs and 10
overseas projects

Presently Operates Pan-India with
International operations spread across Middle
East, North Africa, South Asia and Africa

Strategic foray into Railway, Rural
Electrification, Water Projects and Cross
Country Pipelines projects along with
diversification into material handling &
associated works leading to widening focus
from Power to Non-Power sectors

Mission & Vision



Mission

To be the best and most competitive industrial and infrastructure engineering, construction & services Company.



Vision

To provide services with:

- Highest level of workmanship, exemplary speed by continuously enhancing organizational skills through innovation & teamwork.
- Highest level of professionalism, integrity, honesty, and fairness in our relationship with our stakeholders and employees.
- Remarkable planning & optimization of resources in the pursuit of excellence.

Journey of 3 decades

First Decade

- Power Mech story began in 1999
- Marked by determined efforts to gain market entry into various elements of India's power sector.
- Accelerated progress at an impressive pace and accomplished several milestones in **Erection, Testing and Commissioning (ETC) and Maintenance of thermal plants**

Second Decade

- Became '**service provider of choice**' for large customer base and registered a **revenue of Rs. 1,000 Crores in FY14**
- Increase in scope resulted in doubling **revenue - crossing Rs. 2,000 Crores** in FY 2019
- Wide-ranging service portfolio encompassed:
 - Extension of ETC services to the non-power sector
 - **Diversification** - Civil & Structural works of power plants
- Major breakthroughs into high-performance super-critical thermal units, quickly followed by:
 - Entry into exports business
 - **Expanding service offerings to infrastructure sector, petrochemicals, steel plants, industrial technology parks and railway works**
- Growing expertise in **O&M services** led to the Company to become the largest O&M player in the Country

Third Decade of Marching Forward

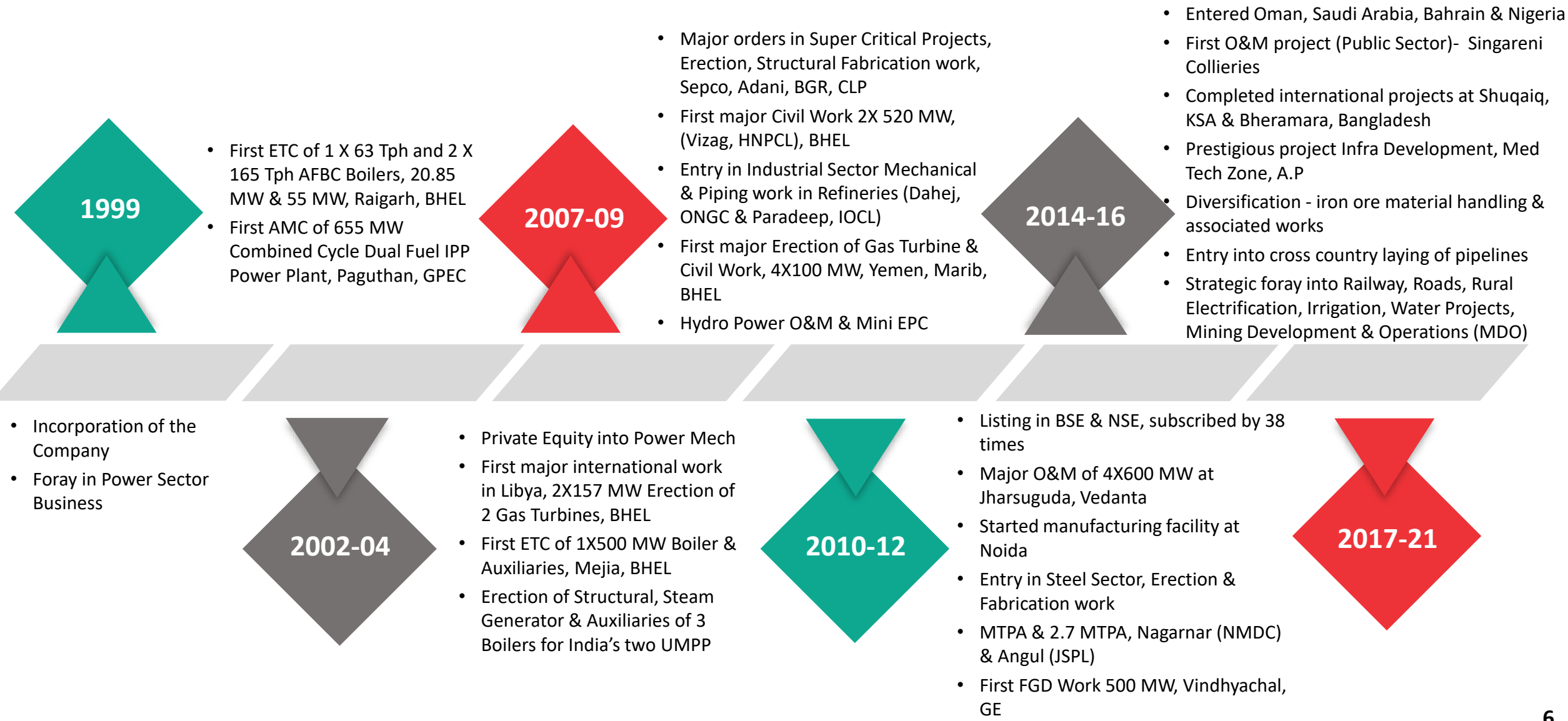
- **Non-power sector key for growth** with investments of Rs. 111 Lakh Crores planned as part of National Infrastructure Pipeline (NIP)
- **Transforming with backward integration & gradual transformation to comprehensive service provider.** Engineering & project solutions for higher value addition.
- Expansion to new areas in Railways, Roads, Electrical, Steel Plant works, Material Handling works, Oil & Gas sector across the value chain, new plants for capacity addition, Cross Country Pipelines, Urban Infrastructure projects, etc.
- Focus on heavy steel fabrication works with investments planned to reduce site costs and better and faster delivery
- Better utilization of **NOIDA unit** for expanded spares business & product offering for industrial application
- O&M is a key driver & aimed to double in 5 years by expanding in power sector, captive sector, and greater penetration into non-power sector both in domestic and international market
- Deploying IT enabled services for better utilization of manpower & productivity improvement measures on site

Diversification into Non-Power Business

Power Focus

Growth of Non-Power including Infrastructure

Major milestones and achievements



Established Track Record

<p>24 lakhs MT</p> <p>Erection works executed till now</p>	<p>1.75 Lakhs MT</p> <p>Structural fabrication works completed</p>	<p>4 lakhs m³</p> <p>Earth work completed under Railway Project</p>	<p>36.74 kms</p> <p>Railway track doubling works at Vijaywada-Gudiwada completed</p>	<p>300</p> <p>In-house Cranes & other construction equipment's for effective mobilization</p>
<p>21</p> <p>number of super critical power projects where we executed ETC-BTG projects</p>	<p>1.5 Mn sq.ft.</p> <p>Completed Infrastructure development work related to Medical Technology Park in just 12 months at Vizag, AP</p>	<p>400 Kms</p> <p>Execution of Natural Gas Cross Country Pipeline</p>	<p>65,000 MW</p> <p>engaged in aggregate unit capacity of the O&M & AMC</p>	<p>400+ TKM</p> <p>Commissioned Over-Head Electrification works</p>
<p>64,000 MW</p> <p>engaged in capacity addition of BTG and BOP works so far</p>	<p>2</p> <p>Ultra Mega Power Projects 5X800MW - Mundra UMPP & 6X660MW - Sasan UMPP commissioned</p>	<p>5.5L inch mts</p> <p>of piping and 3.0L inch Dia of welding of various materials at single project, Dangote, Nigeria</p>	<p>6,258 MW</p> <p>Commissioned in Overseas Market</p>	<p>5 lakhs m³</p> <p>Concreting works carried out at various projects</p>
<p>1.2 lakhs MT</p> <p>of Erection and 3.5 lakhs m³ concrete work, Maitree Bangladesh (ongoing)</p>	<p>64 & 98</p> <p>Boiler Units and TG units respectively upto 800 MW capacity commissioned</p>	<p>40</p> <p>Power Projects – Operation & Maintenance across the country</p>	<p>1.5 lakhs MT</p> <p>of Erection and 3.5 lakhs m³ concrete work, Yadadri Telangana (ongoing)</p>	<p>33 KV Lines</p> <p>& 33/11 KV Substations under the DDUGJY completed before schedule</p>

Business Overview

Industrial Services (O&M)

Provide comprehensive & integrated Operation & Maintenance (O&M) services in mechanical, electrical & C&I front under one roof. Overhauling and Maintenance of Boiler, Turbine & Auxiliaries, R&M of BTG, GTG, CHP, BOP.

Repair, Modification and Rehabilitation of Boiler. Revival and Life Extension.

Trouble Shooting, Upgrade & Retrofits, Rebuilds & Plant Relocation and Expanding O&M business into non power including refinery, petrochemical, steel etc.

Industrial Construction

Erection, Testing & Commissioning (ETC) of projects in Power, Nuclear, Refinery, Petro Chemicals, Cement, Oil & Gas, Steel, Minerals, coal-based power plants with BTG & BOP works with unit capacities 150 MW to 800 MW including Steam Generators, Auxiliaries, Critical Piping, LP, HP Piping, Structural Steel, Coal Handling Plant, Ash Handling, Cooling Water System, Fuel Oil System, ESP Ducts, FGD & SCR.

Integrated services to Power Project and Non-Power Projects. Headways towards Cross Country Pipelines, Steel Plant Construction works & Petrochemical segment.

Infrastructure Construction

Foundation, Decks, Industrial Buildings, Chimney & Cooling Towers. Geothermal Soil Exploration, Mass Excavation, Area Grading, Land Development, Bored Cast & Driven Cast Piping.

Water, Road & Canal Works. Railway Track Linking, EWE and Permanent Way Linking, Minor & Major Bridges

Hydro Power & Water

Supply & construction of Hydro power plants. Renovation & modernization. AMC & O&M, after sales services, spares management, RLA Study, LTSA.

Trouble shooting of chronic problems by providing value added technical solutions in Electromechanical and Hydro-mechanical fields.

EPC of mini hydro projects. Construction of sewage treatment plant(STP's), Water Treatment Plants including their networking on EPC basis & Water Systems.

Manufacturing & Heavy Fabrication

Advanced manufacturing and machining facilities at Noida for entire range of services needed for Power and Non-Power sector.

Fabrication of Heavy Structures, Large & High-Pressure Tanks, Heavy Trusses, Ducts, Pipes. Repair of Steam & Hydro Turbines

Tie-up with Major OEM Companies for authorized production of critical & general spares

Reverse Engineering of spares

Overseas Business

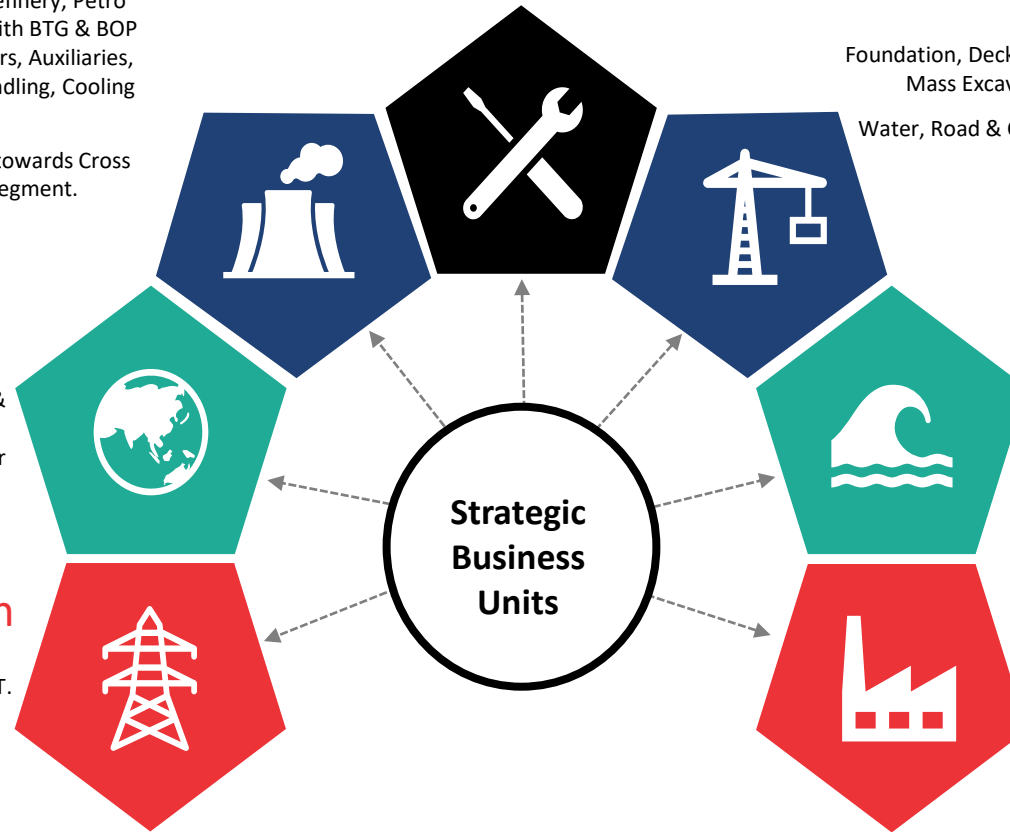
Erection, Testing & Commissioning of Oil-fired Boiler, HRSG, Reserve/Auxiliary Boiler, BOP, Steam Turbine Generators & Auxiliaries, Gas Turbine Generators & Auxiliaries. Combined Cycle Power Piping, LP & HP Piping, High Pressure Piping, Structural Steel, Cooling Water System, Fuel Oil System. ESP, Ducts, SCR, Rotating Equipment's Erection works for Desalination Plants.

O&M of Power Plants & Desalination Plants

Electrical Transmission & Distribution

Extra High Voltage Substation Works, Optical Fiber Networks, OHE, S&T.

Construction of 33/11 Kv Substations. Strengthening of existing Substations. Construction of 33 Kv & 11 Kv Lines, Construction of Transmission of Lines



Growth Opportunities

Industrial Construction

- Dominant role in ETC business of new projects in pipeline of about 8,000 MW in coal-based plants.
- Focusing on new projects at Buxar 1,320 MW, Khurja 1,320 MW, Yadadri 4,000 MW
- New expansion in steel plant capacity of JSW at Vijayanagar, Dolvi, Monnet Ispat, Mineral & Coal handling facilities coming with NMDC, CIL, Adani etc.
- FGD retrofits with major investments being implemented by NTPC and other utilities
- New investments in oil & gas sector of Rs. 1.95 lakh Crores being planned to cover all aspects in this sector

Industrial Services

- Outsourcing of O&M works from State & Central Sector under PSUs & State utilities
- Enhancing presence in Utility & expanding in Captive Power
- A breakthrough foray into the State sector, NTPC, KPCL, SCCL, NMDC etc, has enabled to expand its presence
- Rehab and R&M works of old thermal and gas power plants
- Backward integration & manufacturing of spare parts
- Increasing the footprint of O&M business in the export sector
- Expand O&M business into the non-power sector related to Refinery, Petrochemicals, Steel etc.

Infrastructure Construction

- Focusing on available new power plants opportunities of 8,000 MW of civil works
- Ongoing investments of Rs. 1.6 lakh Crores in capacity expansion in segments of railway works
- Huge investments in various infra works of NIP plan under implementation for next 5 years
- New investments in development of airports with investment of Rs. 300 Crores to Rs. 1,000 Crores for air augmenting connectivity each district centers
- Exploring the opportunities for EPC works in material handling works with civil works forming part of major scope
- Technology parks, warehouses, large factory buildings etc.

Overseas Business

- Opportunities in power sector by approaching the end-users or OEM companies adding up to capacity addition of 4,000 MW
- Focus on investments planned in power sector for enhancing capacity addition to 412 GW by 2025. Implementation of this plan needs to factor the present lower oil revenues and the Covid -19 pandemic affecting oil production
- GCC economies account for more than 40% of the world's water desalination capacity, we believe in suitably fitting in and meeting the critical needs of GCC and focus in the field of installation, testing, commissioning and O&M of the desalination plant
- Bangladesh has plans for augmenting its power generation capacity from the present 21,000 MW to 31,000 MW by 2030

Growth Opportunities

Electrical Transmission & Distribution

- Rs. 2.86 lakh Crores schemes aimed at ensuring continuous power supply to all residents involves adopting models such as privatizing state-run power distribution companies and having multiple supply, network and distribution franchisees Central Government's plan for India's reducing electricity losses to <12%
- Negating tariff gaps and having prepaid smart metering across the power distribution chain. The Government of India plans to convert all the electricity meters into smart prepaid meters
- Railways to implement the up-gradation of infrastructure to operate highspeed trains and further a target of 7,000 km electrification has been set as part of the modernization of broad-gauge track network

Manufacturing & Heavy Fabrication

- Rehab works coming up in hydro sector for plant up gradation involving the replacement of major parts for the hydro-mechanical works
- Reverse engineered spares for the thermal power plants based on the maintenance inputs of plant operation under the control of the Company
- Working with the major manufacturing and engineering companies for providing as part of supply chain line for components and products
- Away site fabrication input for the manufacture of structural items needed for steel plants, power plants, industrial projects

Hydro Power & Water

- Opportunities of around Rs. 9.25 Billion in Electro-Mechanical packages, Rs. 22.86 Billion in EPC packages of small units, across segments of Hydro Business in the next 4 years
- Major R&M jobs in the old hydro plants and about 16 projects have been identified involving installed capacity of 1,877 MW in the next 5 years
- At present still 65% of the Urban needs have to be brought under the STP scheme and this has thrown up huge opportunities across the Country

Key Drivers for Growth

Impressive progress in the Steel, Petrochemical, Irrigation sectors. Going forward, there will be a healthy competition between these segments for superior showing in revenue shares of the Company. These segments shall become independent entities for compulsive and competitive survival. New ventures will shoulder the Company and progress at the same time.

Further expansion to business related to Railways, Roads, Steel Plant works, Material Handling works, Oil and Gas sector, Cross Country Pipelines, Urban Infrastructure projects is on the anvil. O&M will continue to be our key driver, doubling in the next 4 to 5 years.

The Company has strongly established its presence in the Middle East and Africa, undertaking ETC projects. In the last 2 years, the Company has also established its presence in the O&M space in the Middle East and North Africa.

Another potential opportunity is in the Roads and Airports segment. Road network expansion is taking place at breakneck speed, and there are opportunities available for choosing.



01 Non-power sector is the key for charting the Company's growth in view of huge investments planned as part of National Infrastructure Pipeline (NIP) worth Rs. 111 lakh Crores in the next 5 to 6 years by the Government of India. Transforming the Company into an engineering and manufacturing base with backward integration will be our priority to bring in value addition, higher revenue and profitability.

02 Apart from O&M, increased penetration into the domestic sector of IPP base, Utilities of Central and State, Captive Thermal power base, integrating the spares business through in-house manufacturing and to make concerted efforts for more penetration into the non-power sector is strategically planned.

03 Efforts have been focussed on entering into the EPC business related to turnkey material handling contracts in Power, Minerals, Coal and other sectors.

04 Capitalize on new growth avenues like water supply pipeline construction backed by Government initiatives like Har Ghar Jal and Jal Jeevan Mission

Company's Strengths



Comprehensive service provider in Power and Non-Power Sector



Huge Asset Base with over 300 cranes and other construction equipment's



Very strong cross functional teams across Business Development, Operations, Finance, Execution, Project and Construction Management



Largest service provider in O&M space with backward and forward integration



Strong supply chain service support for effective project execution



Marquee clientele: Long term relationships with major OEM, EPC players and Utility Companies




Well diversified business profile with stable revenue and margins



Large talent pool with experienced Management team with strong industry background



Project handling capabilities across the globe



Robust Financials



Strong execution capabilities across verticals & cross functional approach for diversification



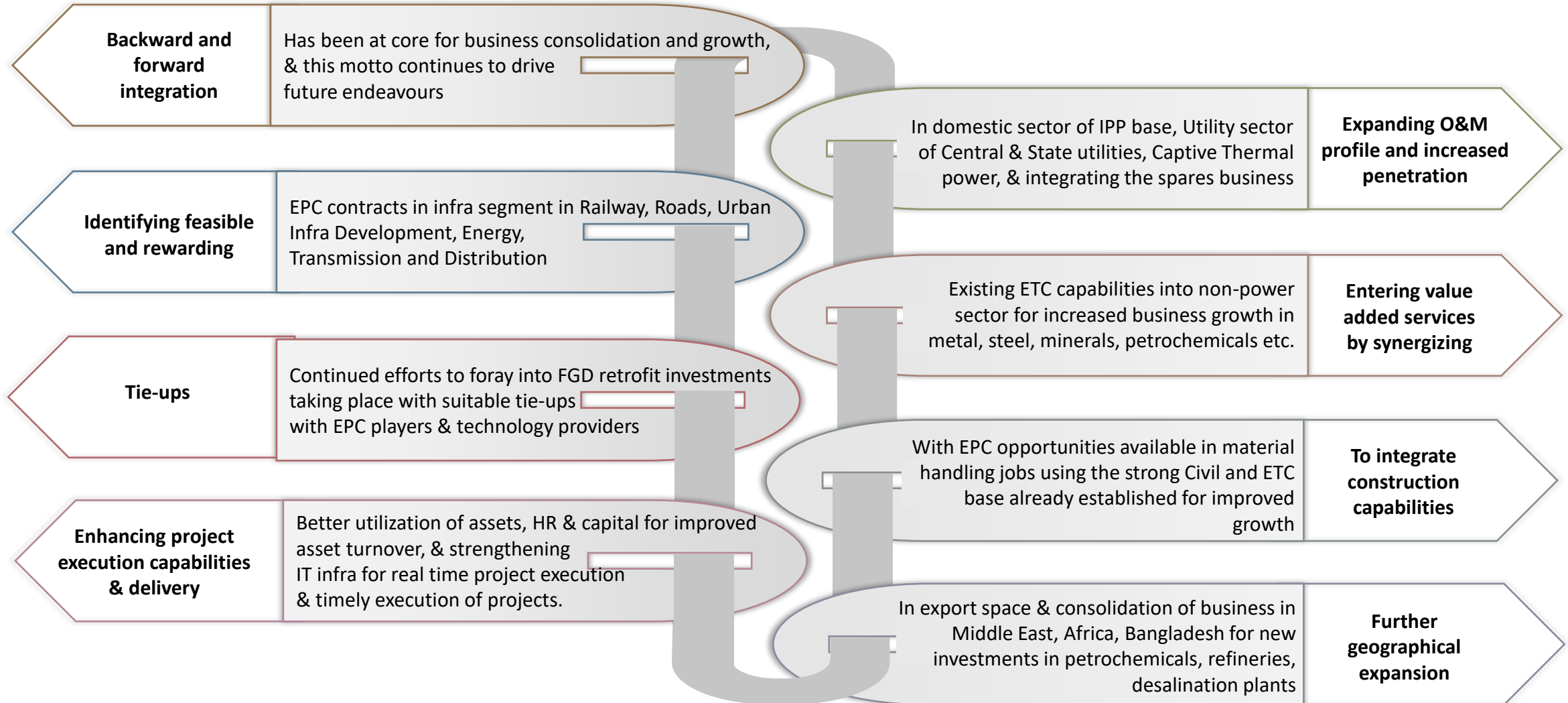
Qualified Independent Board & Good Corporate Governance

Project Management Infrastructure



Business Strategy

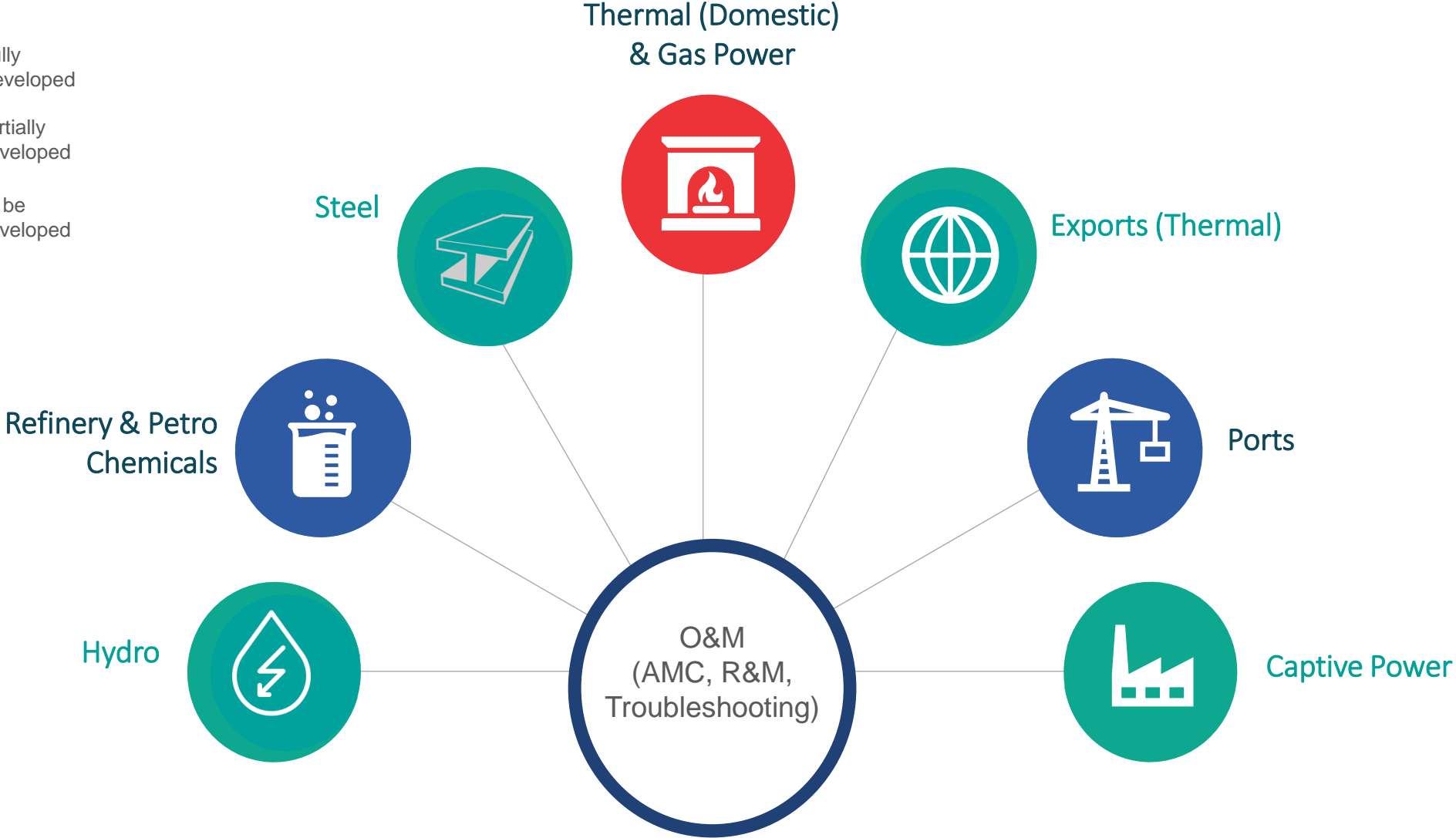
Expanding the services footprint & leveraging technical expertise to target higher margin contracts



Expansion of O&M into other sectors and horizons

Expanding of O&M service into other sectors & new horizons - O&M (AMC, R&M, Troubleshooting)

- Fully Developed
- Partially Developed
- To be Developed



Global Footprint

Global Presence.

Indian Roots.

Power Mech's expertise across SBUs has helped it diversify across geographies, hedging risks, protecting margins and enhancing revenue visibility. The Company's strengthened pre-qualification capability has helped widen its international presence.



Domestic Clients

Established Relationships with Clients – Domestic Projects



Central Organization for Railway Electrification (CORE)



International Clients

Established Relationships with Clients – International Projects



هيئة كهرباء ومياه دبي
Dubai Electricity & Water Authority



هيئة كهرباء ومياه الشارقة
Sharjah Electricity & Water Authority



Board of Directors



Sajja Kishore Babu, CMD

Founder of the company holds bachelor's degree in Mechanical Engineering. He has 35 years of experience in power and infra sector. He is an able administrator and Dynamic Leader, and he also serves the board of subsidiary & JVs



Sajja Lakshmi, Non-Executive Director

She is a science graduate and holds place in HR management of the company & also member of CSR committee of the company. She is interested in social service activities offering her time and energy Enthusiastically



Vivek Paranjpe, Independent Director

B. Sc (Honors), post graduated from XLRI, over 40 years of experience, served as Group President of RIL. Currently Strategic HR advisor to RIL and Independent Director, Motilal Oswal Fin. Services



GDV Prasada Rao, Independent Director

M.E(Chem), retired as a GM in Andhra Bank after ~28 years, currently VP of HEAL, an NGO working with orphans & poor children



M Rajiv Kumar, Non-Executive Director

Graduate in electrical engineering, he spent his entire career of 38 years in BHEL, rising to the level of Executive Director, Power Sector, Eastern Region



T. Sankaralingam, Independent Director

B.E(Elec), around 40 years of experience in the power sector, served as CMD of NTPC and MD of BGR Energy in the past. Also worked at BHEL



Lasya. Y, Independent Director

Post Graduate in Management from ISB, MS in Electrical engineering from university of Texas. She has 15 years of experience in IT Project Management and delivery, client engagement

Professional and Experienced Management



S Kodandaramaiah, Director – Business Development
Post-Graduate in mechanical engineering. More than 4 decades of experience in power and industry sector related to EPC, Construction, project management, Business Development. Worked in BHEL, GE.



M. Rajendran, COO
Degree in Civil Engineering. He has more than 38 years of experience in construction & project management in power & industrial sector. He was associated with BHEL.



Janardhan Kar, Director O&M
Rich experience of more than 40 years in the field of Power Sector. He was associated with NTPC & Chhattisgarh State Power Generation Co.



G. Srinivasulu – Executive Director (Non-Board)
Has more than three decades of rich experience in the Power Sector dealing in Project & Construction Management, Erection & Commissioning.



S Amarnath: Executive Director (Non-Board)
Diploma in Civil Engineering with 35 years of experience in Power and Industrial Construction. Previously he was associated with Indwell Constructions.



Arbind Koul, MD Hydro Magus Pvt. Ltd
38 years of experience in installing, maintaining, and repairing Hydro Generators and Hydro Turbines. He was associated with BHEL and BC Hydro British Columbia, Canada.



J. Satish , CFO
MBA, Chartered Accountant by Profession. He has got more than 20 years of experience in the field of Finance & Accounts. He has worked with PWC, Deloitte, Kerzner International, Indu Projects & Emaar.



K Ajay Kumar, Sr.VP – O&M
BE Mechanical, he has more than 23 years of experience in Operation & Maintenance, Business Development. Previously he was associated with Indwell Constructions.



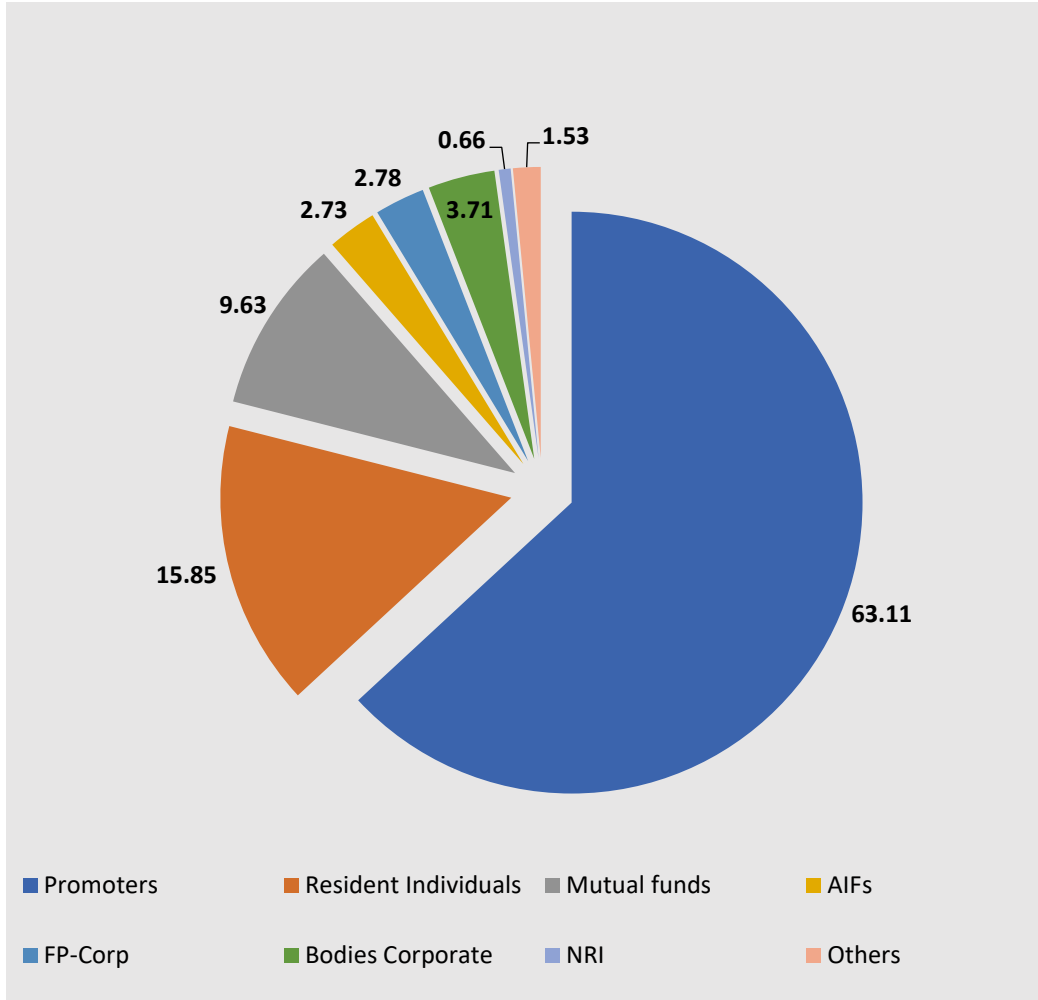
Anantha Reddy, VP- Electrical T&D
MBA in Project Mgmt, B.E.E. (AMIE) Kolkata & Diploma in Electrical Engg. 28 Years of Experience in Business Devt., Project Management & Site Execution of T&D.



Biswajit Das - VP – O&M
B Sc Engineering (Electrical). With more than 30 years of experience in erection, commissioning and maintenance of large power plants. He was with Lanco Infratech .

Ownership Summary

Shareholding Pattern



Key Shareholders

S No	Name	Shares	Category	Percentage
1	Promoters & Family	92,83,955	Promoter	63.11%
2	HDFC Small Cap Fund	1,03,126	MUT	6.82%
3	IDFC Flexi Cap Fund	4,13,625	MUT	2.81%
4	Banyan Tree Growth Capital II LLC	3,56,051	FPC	2.42%
5	Bekem Infra	1,24,203	LTD	0.84%
6	First Water Fund	46,278	FPC	0.31%
7	Adesh Ventures LLP	29,597	LTD	0.20%
8	NRI Vantage Equity Fund	27,281	AIF	0.19%
9	Long Term Equity Fund	22,152	AIF	0.15%

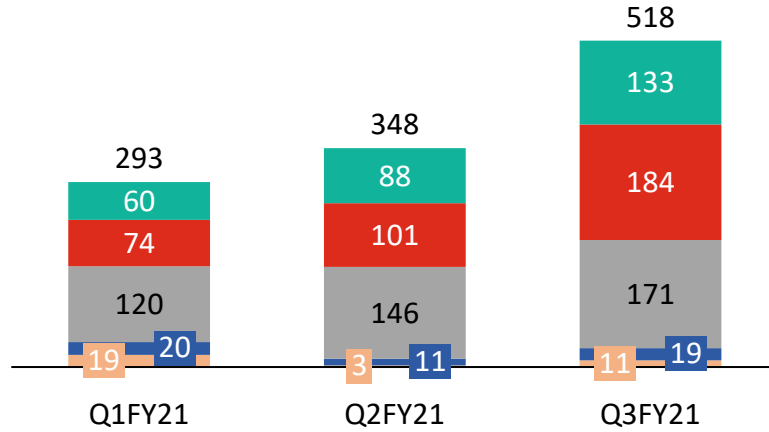


Financial Performance



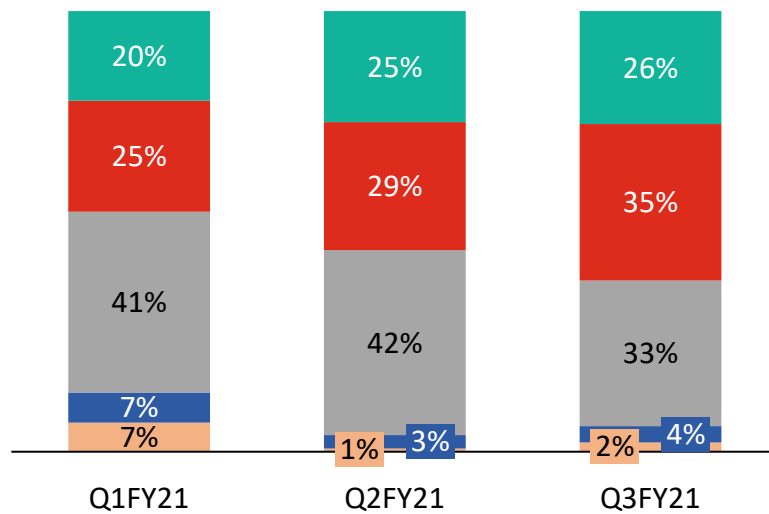
Quarterly Performance Analysis

Total Revenue Mix (Rs. Crores)

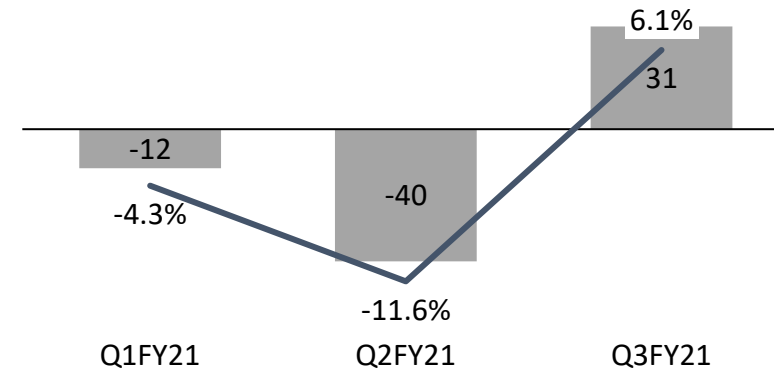


- Erection Works
- Civil Works
- O&M *
- Electrical
- Others

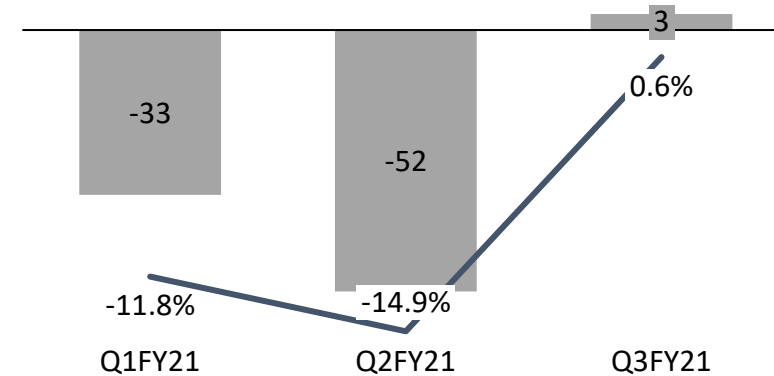
Total Revenue Mix (%)



EBITDA (Rs. Crores) & EBITDA Margin



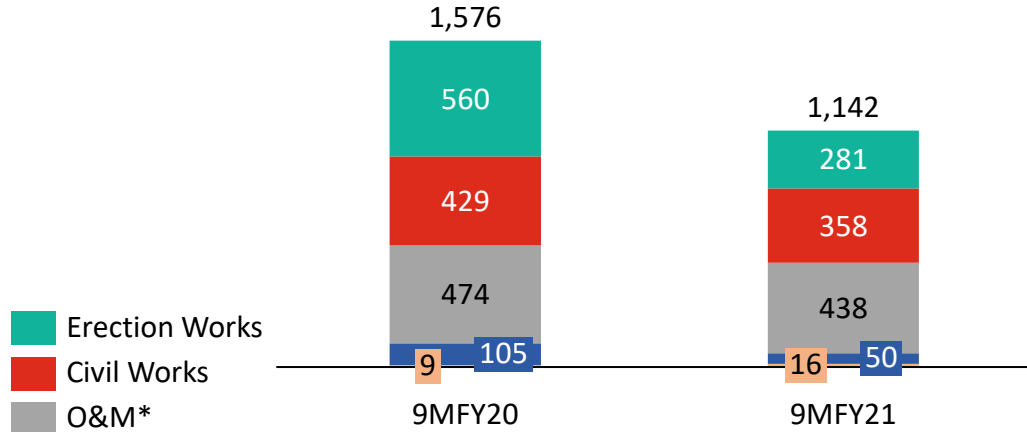
PAT (Rs. Crores) & PAT** Margin**



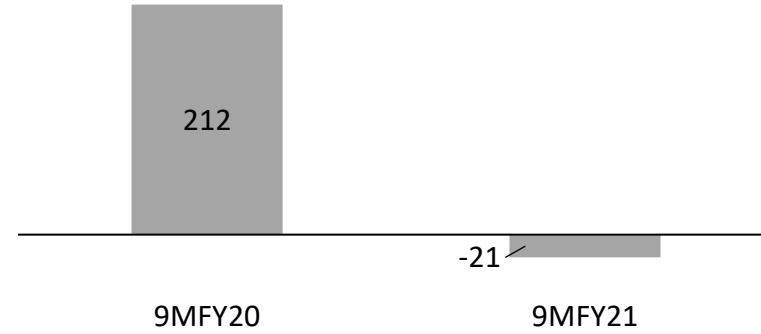
*High Margin Service Segment; ** PAT after Minority Interest

9MFY21 Performance

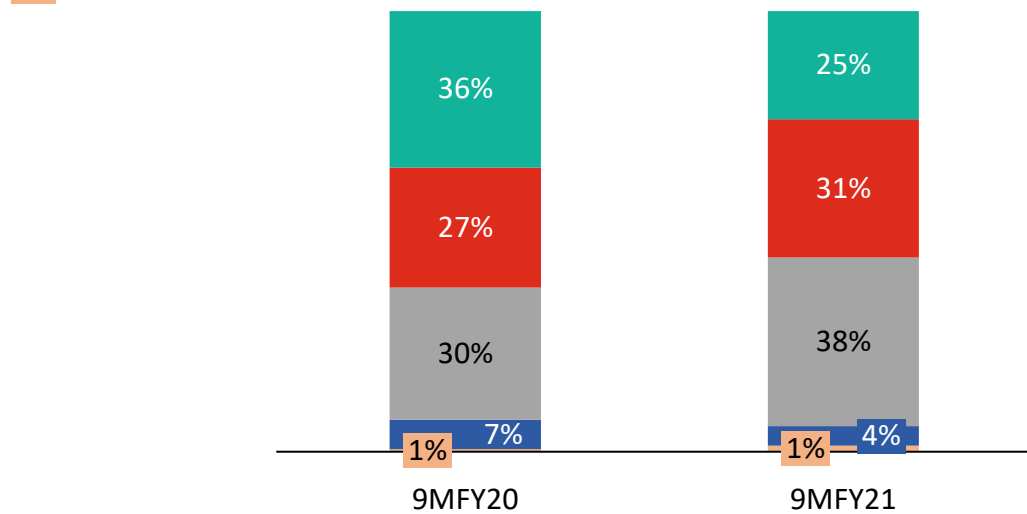
Total Revenue Mix (Rs. Crores)



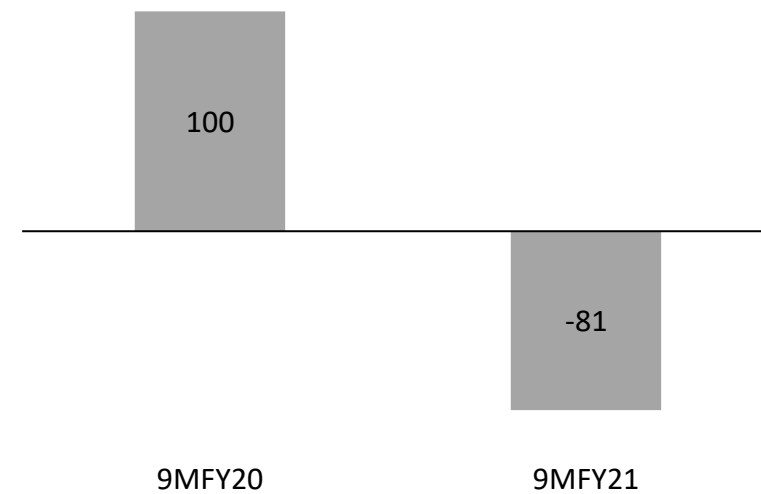
EBITDA (Rs. Crores)



Total Revenue Mix (%)



PAT** (Rs. Crores)



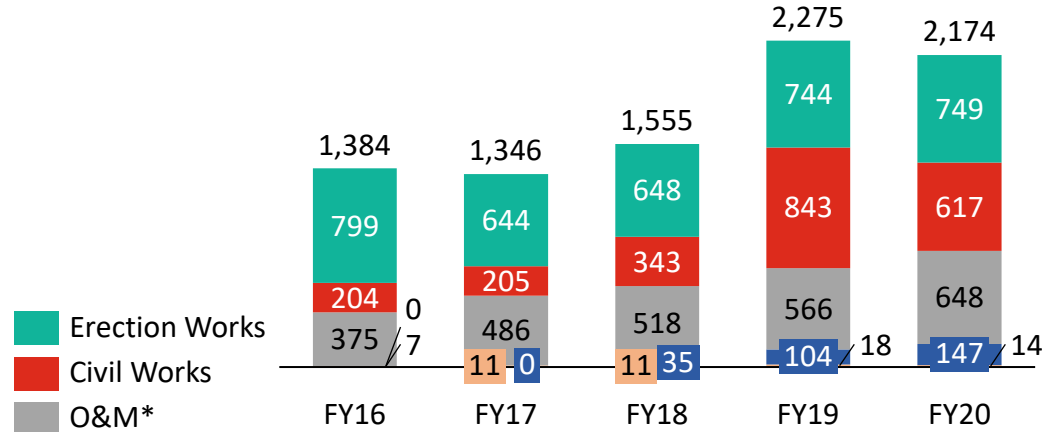
*High Margin Service Segment; ** PAT after Minority Interest

Consolidated Profitability Statement – Quarter & YTD

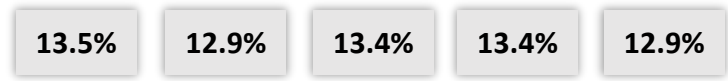
Particulars (Rs. Crores)	Q3FY21	Q3FY20	YoY	Q2FY21	QoQ	9MFY21	9MFY20	YoY
Revenue from Operations	508	546	-7%	345	47%	1129	1570	-28%
Other Income	9	2		2		13	6	
Total Revenue	518	547	-5%	348	49%	1142	1576	-28%
Material Consumed	77	67		46		157	223	
Contract Execution Expenses	323	313		259		760	883	
Employee Cost	81	87		77		227	239	
Other Expenses	6	6		6		19	19	
EBITDA	31	74	-58%	-40	NA	-21	212	NA
EBITDA Margin	6.1%	13.6%		-11.6%		-1.8%	13.4%	
Depreciation	9	10		9		27	30	
EBIT	23	64	-65%	-49	NA	-48	182	NA
EBIT Margin	4.4%	11.8%		-14.2%		-4.2%	11.5%	
Finance Cost	19	18		19		58	51	
Share of profit of Associates	1	0		-2		-4	2	
Profit before Tax	4	47	-91%	-70	NA	-110	132	NA
PBT Margin	0.8%	8.5%		-20.3%		-9.6%	8.4%	
Tax	1	10		-15		-25	33	
PAT	3	36	-91%	-55	NA	-85	99	NA
Minority Interest	0	0		-3		-4	-1	
PAT after Minority Interest	3	36	-91%	-52	NA	-81	100	NA
PAT Margin %	0.6%	6.6%		-14.9%		-7.1%	6.3%	
EPS	2.13	24.75		-35.21		-55.25	67.93	

Historical Performance

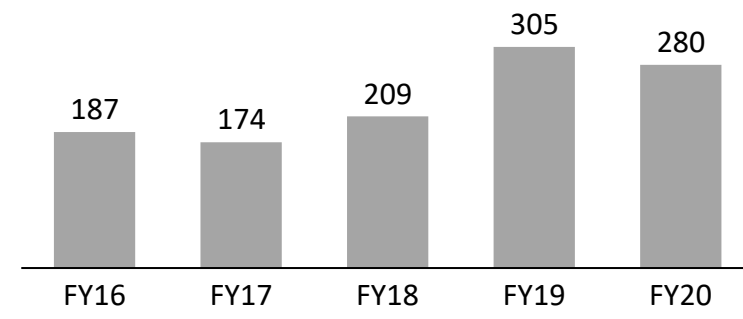
Total Revenue Mix (Rs. Crores)



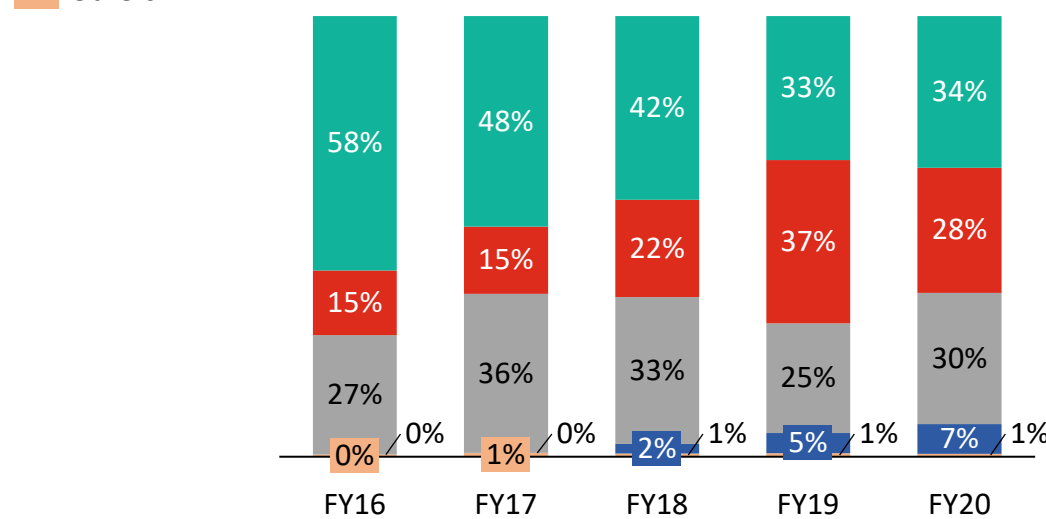
EBITDA Margins continue to remain healthy



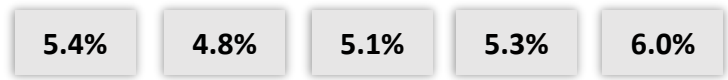
Rs. Crores



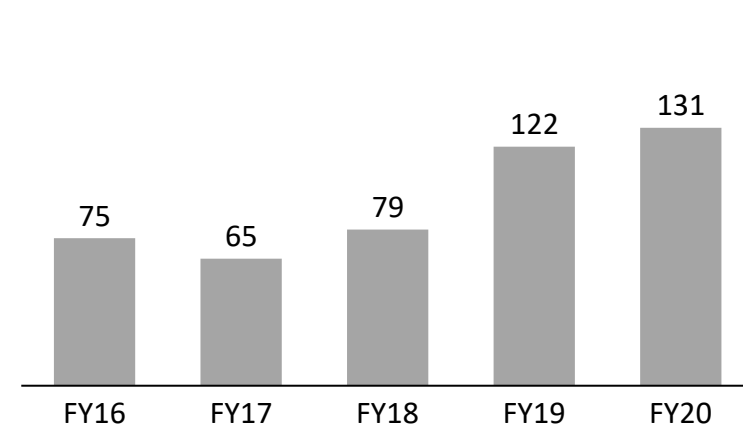
Revenue Mix (%)



PAT inching higher**



Rs. Crores



*High Margin Service Segment; ** PAT after Minority Interest

Consolidated Profitability Statement

Profit and Loss (in Rs. Crs)	9MFY21	FY20	FY19	FY18	FY17	FY16
Revenue from Operations (Net of Excise)	1,129	2,165	2,261	1,548	1,338	1,378
Other Income	13	9	14	7	8	6
Total Revenue	1,142	2,174	2,275	1,555	1,346	1,384
Material Consumed	157	312	330	188	122	115
Contract Execution Expenses	760	1,230	1,215	815	793	899
Employee Cost	227	325	393	312	227	155
Other Expenses	19	27	33	31	31	28
EBITDA	-21	280	305	209	174	187
EBITDA Margin	-1.8%	12.9%	13.4%	13.4%	12.9%	13.5%
Depreciation	27	39	46	43	41	39
EBIT	-48	241	259	166	133	148
EBIT Margin	-4.2%	11.1%	11.4%	10.7%	9.9%	10.7%
Finance Cost	58	74	55	36	33	33
Share in Profit/(loss) in JV and Associates	-4	2	2	0	1	0
Profit before Tax	-110	168	206	130	100	116
Profit before Tax Margin	-9.6%	7.7%	9.0%	8.4%	7.5%	8.4%
Tax	-25	37	62	39	36	41
PAT	-85	131	143	91	65	75
Minority Interest	-4	-1	22	11	0	0
PAT after Minority Interest	-81	131	122	79	65	75
PAT Margin %	-7.1%	6.0%	5.3%	5.1%	4.8%	5.4%
EPS	-55.25	89.23	82.69	54.01	43.96	54.08

Consolidated Balance Sheet

Assets (Rs. in Cr)	Sep-20	Mar-20	Mar-19	Mar-18	Mar-17	Mar-16
Non - Current Assets	525	516	532	450	458	434
Property Plant & Equipment	161	176	187	200	203	195
CWIP	4	3	3	6	12	19
Right-of-Use Assets	8	9	0	0	0	0
Other Intangible Assets	3	3	3	3	3	3
Intangible assets under devt.	0	0	0	0	0	3
Financial Assets						
(i) Investments	28	33	32	0	1	0
(ii) Other Financial Assets	285	283	288	237	237	209
Deferred Tax Assets	35	8	6	3	0	0
Other Non Current Assets	2	2	13	2	2	4
Current Assets	1,745	1,823	1,396	1,134	904	871
Inventories	126	126	93	47	44	31
Financial Assets						
(i) Trade Receivables	432	542	389	309	295	272
(ii) Cash & Bank Balance	117	75	88	95	35	43
(iii) Loan	5	5	5	5	2	2
(iv) Other financial assets	551	577	421	389	310	346
Income Tax Assets	22	13	0	0	0	0
Other Current Assets	491	485	400	290	218	176
Total Assets	2,270	2,339	1,928	1,585	1,363	1,305

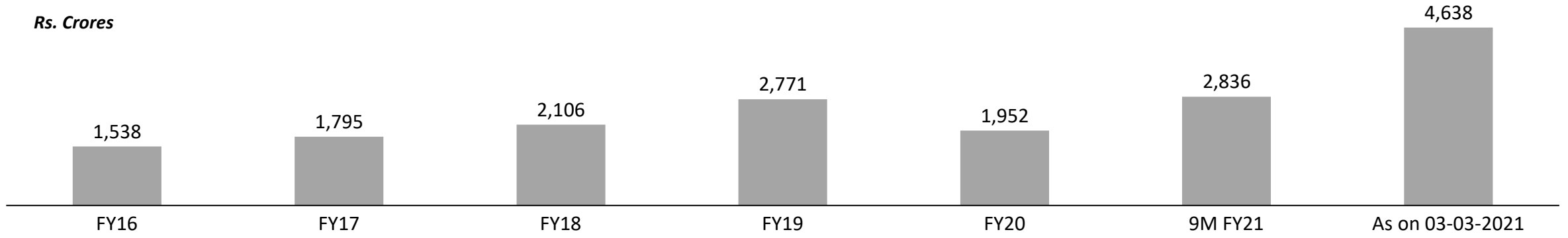
Equity & Liabilities (Rs. in Cr)	Sep-20	Mar-20	Mar-19	Mar-18	Mar-17	Mar-16
Total Equity	871	959	828	712	623	556
Share Capital	15	15	15	15	15	15
Reserves & Surplus	852	936	805	684	606	540
Non Controlling Interest	5	8	8	14	2	0
Non-Current Liabilities	100	105	158	110	113	117
Financial Liabilities						
(i) Borrowings	18	30	54	28	15	21
(ii) Other Financial Liabilities	66	61	79	51	56	60
(iii) Lease Liabilities	4	5	0	0	0	0
Provisions	4	4	3	2	0	0
Other Non Current Liabilities	9	6	22	29	39	30
Deferred Tax Liabilities	0	0	0	0	2	4
Current Liabilities	1,298	1,275	942	762	627	633
Financial Liabilities						
(i) Borrowings	513	426	282	246	164	192
(ii) Trade Payables	523	578	443	307	265	270
(iii) Lease Liabilities	2	2	0	0	0	0
Other Financial Liabilities	176	177	122	138	98	89
Other Current Liabilities	82	91	75	56	88	72
Income Tax Liabilities	0	0	19	14	10	10
Provisions	2	1	0	1	1	0
Total Equity & Liabilities	2,270	2,339	1,928	1,585	1,363	1,305

Consolidated Cashflow Statement

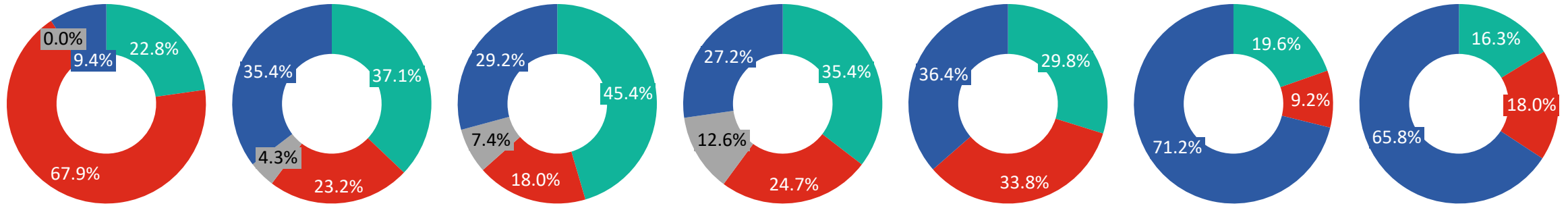
Particulars (Rs. in Cr)	H1FY21	FY20	FY19	FY18	FY17	FY16
Net Profit Before Tax	-114	168	206	130	100	116
Adjustments for: Non -Cash Items / Other Investment or Financial Items	58	108	52	73	69	67
Operating profit before working capital changes	-56	277	258	203	169	183
Changes in working capital	82	-251	-197	-127	-10	-163
Cash generated from Operations	26	25	61	76	159	19
Direct taxes paid (net of refund)	9	73	60	40	40	36
Net Cash from Operating Activities	17	-48	1	36	119	-17
Net Cash from Investing Activities	-38	3	-63	-42	-40	-63
Net Cash from Financing Activities	34	59	25	50	-73	71
Net Decrease in Cash and Cash equivalents	12	14	-37	44	6	-9
Add: Cash & Cash equivalents at the beginning of the period	30	16	52	9	2	12
Cash & Cash equivalents at the end of the period	42	30	16	53	9	2

Strong Order Inflow

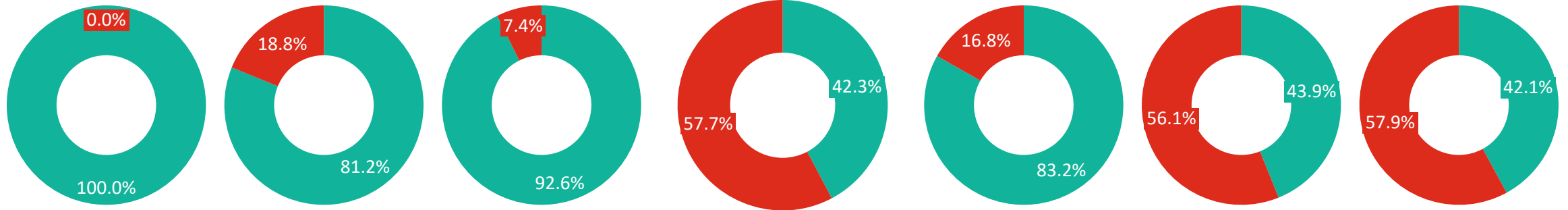
Rs. Crores



Erection O&M Electrical Works Civil & Other Works

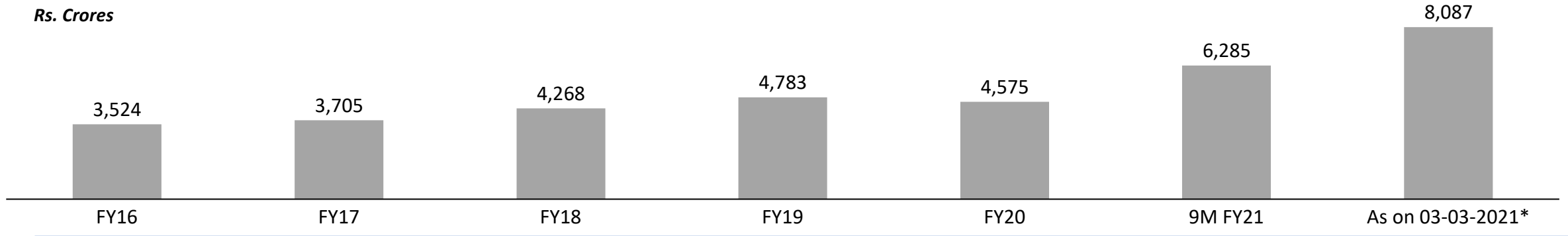


Power Non Power

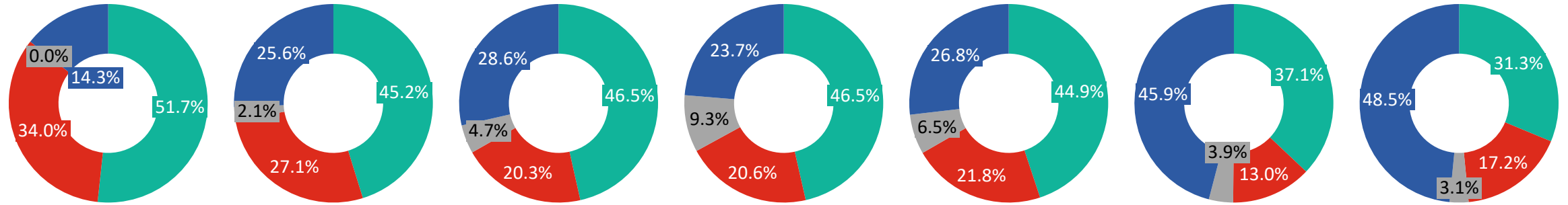


Order Back Log

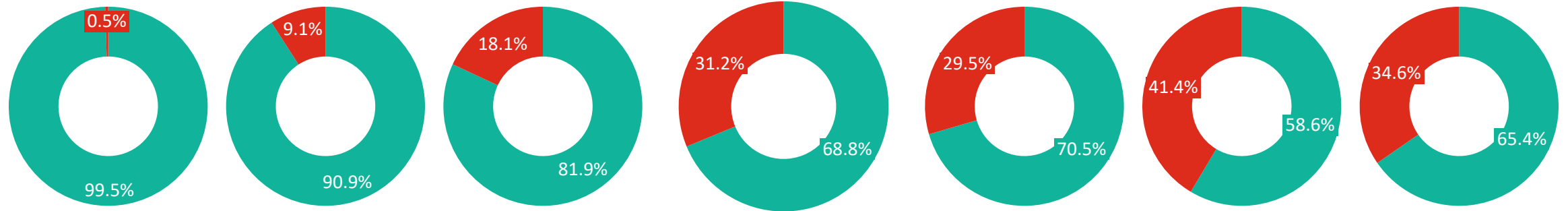
Rs. Crores




Erection O&M Electrical Works Civil & Other Works



Power Non Power



* - Execution post December 31, 2020 not considered



Our Projects



Industrial Construction: Domestic Projects (Erection, Testing & Commissioning)



3x660 MW Nabinagar STPP, NPGCL



3x660 MW Barh STPP, NTPC



2x660 MW Suratgarh STPP, RRVUNL



Lowering of pipe at Mundra to Kandla pipeline project-90 KM, Adani



2x500 MW Neyveli TPP, NLC



1x660 MW Harduaganj TPS, UPRVUNL




5x800 MW Yadadri TPP, TSGENCO




Lowering of Pipe Section, Mundra, Adani



Station Piping at Ennore, IOCL



Utility Corridor, Gallery Erection, Dolvi, JSW



SMS II - Overhead Tank, Dolvi - JSW



Erection of P&N Gallery at Bellary, JSW

Infrastructure Construction: Civil, Architecture & Railway Works



5X800 MW Yadadri TPS, TSGENCO



1x800 Mw TPSS, North Chennai, TNGEDCO



1X660 MW Bhusawal TPS at Maharastra-MAHAGENCO



Construction of Roadbed, Major and Minor Bridges, Track Linking, Gudivada - Machilipatnam section -RVNL



AMTZ- Infrastructure Development Works of Andhra Pradesh Med Tech Zone



MEMU Shed at Kanpur-RVNL



Construction of Ramayampet Canal –I & CAD- Telangana Govt.



2x660 Mw STPS, Suratgrah - RRVNL

Overseas Business



4X660 MW Shuqiaq SSPP, KSA
(Completed Project)



25 MW, Ray Project-RAY International LLC, Oman



1,516 MW IBRI IPP, SEPCO – 3, Oman
(Completed Project)



2X660 MW at Rampal, Maitree,
Bangladesh-BIFPCL



1,800 MW Alba PS5 CCPP, Bahrain
(Completed Project)



1,390 MW Waad Al Shamal ISCCPP, GE, KSA



1,519 MW Fadhili CHPP, Doosan, KSA




1800 MW Alba CCPP, ETC of GTG, STG,
HRSG & BOP, Bahrain



Aweer Power Station H Phase IV, Elsewedy, Dubai



400 MW Dangote Oil Refinery & Petrochemicals
Project, DORC, Nigeria



220 MW (GAS) / 212 MW, (HSD) CCPP, Bisho Infra,
Bangladesh



Second Water Expansion Seawater Desalination
Plant, Shuaibah-3, FISIA ABEIMA, KSA


Operations & Maintenance (O&M)



Siemens -138 MW Gas Turbine Paguthan



TG Overhauling 600 MW Jharsuguda Vedanta



Bearing Disassembly At NTPC-Simhadri



Control & Stop Valves Overhauling Sipat 660 MW



Capital Overhauling of Turbine 63 MW, SV Power, Korba Rotor Lifting-3



HP Heater Replacement 800 MW, CGPL Mundra 2



Cuplock Scaffolding Erection 800 MW, Mundra



MSH Line Modification, 600 MW Singareni



Main Turbine Overhauling, 660 MW, Kawai



Turbine AOH, 600 MW, Udipi



ID Fan AOH, 800 MW CGPL, Mundra



Urea Reactor Tank Installation At Ramagaundam, Telangana

Manufacturing Facility, Hydro Power & Water



27.5 MLD STP, Networking at Palwal, MCPALWAL



Railway – Axil Box Housing



Fibrizer Rotor - Triveni Engineering



Implementation of Hydro Electric Project, 2 MW at Upper Kallar, KSEB



Implementation of Hydro Electric Project (2MW/5.14 Mu)-KSEB



Head stock - ISGEC Heavy Engineering



28 MLD STP at Karnal, TPL



Machining of Valve outer casing.



Heavy Duty Centre Lathes (Noida)



BHEL – HP Inner Casing



SR Furnace (Noida)



Manufacturing Unit (Noida)

Contact Us

For further information, please contact:

Company



POWER MECH PROJECTS LTD

CIN: L74140TG1999PLC032156

Mr. Mohith Kumar Khandelwal
+91-40-30444418 / +91 9885149418

Email: cs@powermech.net

www.powermechprojects.com

Investor Relations Advisors

SGA Strategic Growth Advisors

CIN: U74140MH2010PTC204285

Mr. Jigar Kavaiya / Mr. Aakash Mehta
+91 99206 02034 / +91 98191 78243

jigar.kavaiya@sgapl.net / aakash.mehta@sgapl.net

www.sgapl.net

Thank You