



15<sup>th</sup> January, 2021

**National Stock Exchange of India Limited**

Exchange Plaza, 5<sup>th</sup> Floor,  
Plot No. C/1, G Block,  
BandraKurla Complex,  
Bandra (East), Mumbai - 400 051  
Fax: 022-26598237/38

**BSE Limited**

Corporate Relationship Department  
1<sup>st</sup> Floor, New Trading Ring,  
PJ Towers, Dalal Street,  
Fort, Mumbai - 400 001  
Fax: 022-22723121/1278

**Company Code: PVR / 532689**

**Sub: Quarter 3 – Investor Presentation**

Dear Sir / Madam,

Please find attached presentation on Investor update for 03rd quarter for financial year 2020-21.

This is for your information and records.

Thanking You.

Yours faithfully,  
For **PVR Limited**

**Pankaj Dhawan**  
**Company Secretary cum Compliance Officer**

PVR LIMITED

Block A, 4th Floor, Building No. 9A, DLF Cyber City, Phase III, Gurugram 122002 (Haryana) India.

T: +91 124 4708100 | F: +91 124 4708101 | W: [www.pvrcinemas.com](http://www.pvrcinemas.com)

Regd Office: 61, Basant Lok, Vasant Vihar, New Delhi 110057. CIN: L74899DL1995PLC067827



**PVR**  
**INVESTOR UPDATE**  
**Q3 & 9M, FY 2020-21**

This presentation has been prepared for general information purposes in respect of PVR Limited (“Company”) together with its subsidiaries and joint venture (together, with the “Company”, the “Group”) only, without regard to any specific objectives, suitability, financial situations and needs of any particular person and does not constitute any recommendation or form part of any offer or invitation, directly or indirectly, in any manner, or inducement to sell or issue, or any solicitation of any offer to purchase or subscribe for, any securities of the Company in any jurisdiction, nor shall it or any part of it or the fact of its distribution form the basis of, or be relied on in connection with, any contract or commitment therefor. This presentation does not solicit any action based on the material contained herein. Nothing in this presentation is intended by the Group to be construed as legal, accounting or tax advice.

This presentation has not been approved and will not or may not be reviewed or approved by any statutory or regulatory authority in India or by any Stock Exchange in India.

This presentation contains certain forward-looking statements relating to the business, financial performance, strategy and results of the Group and/ or the industry in which it operates. Forward-looking statements are statements concerning future circumstances and results, and any other statements that are not historical facts, sometimes identified by the words including, without limitation “believes”, “expects”, “predicts”, “intends”, “projects”, “plans”, “estimates”, “aims”, “foresees”, “anticipates”, “targets”, and similar expressions. The forward-looking statements, including those cited from third party sources, contained in this presentation are based on numerous assumptions and are uncertain and subject to risks. A multitude of factors including, but not limited to, changes in demand, competition and technology, can cause actual events, performance or results to differ significantly from any anticipated development. Neither the Group nor its affiliates or advisors or representatives nor any of its or their parent or subsidiary undertakings or any such person's officers or employees guarantees that the assumptions underlying such forward-looking statements are free from errors nor does either accept any responsibility for the future accuracy of the forward-looking statements contained in this presentation or the actual occurrence of the forecasted developments. Forward-looking statements speak only as of the date of this presentation and are not guarantees of future performance. As a result, the Group expressly disclaims any obligation or undertaking to release any update or revisions to any forward-looking statements in this presentation as a result of any change in expectations or any change in events, conditions, assumptions or circumstances on which these forward looking statements are based. Given these uncertainties and other factors, viewers of this presentation are cautioned not to place undue reliance on these forward-looking statements. Certain numbers in these presentations and materials have been subject to routine rounding off and accordingly figures shown as total in tables and diagrams may not be an arithmetic aggregation of the figures that precede them.

The information contained in these presentations and materials are only current as of the dates specified herein and have not been independently verified. None of the Group, its directors, promoters or affiliates, nor any of its or their respective employees, advisers or representatives or any other person accepts any responsibility or liability whatsoever, whether arising in tort, contract or otherwise, for any errors, omissions or inaccuracies in such information or opinions or for any loss, cost or damage suffered or incurred howsoever arising, directly or indirectly, from any use of this presentation or its contents or otherwise in connection with this presentation, and makes no representation or warranty, express or implied, for the contents of this presentation including its accuracy, fairness, completeness or verification or for any other statement made or purported to be made by any of them, or on behalf of them, and nothing in this presentation or at this presentation shall be relied upon as a promise or representation in this respect, whether as to the past or the future. Past performance is not a guide for future performance. The information contained in this presentation is current, and if not stated otherwise, made as of the date of this presentation. The Group undertakes no obligation to update or revise any information in this presentation as a result of new information, future events or otherwise. Any person/ party intending to provide finance/ invest in the shares/ businesses of the Group shall do so after seeking their own professional advice and after carrying out their own due diligence procedure to ensure that they are making an informed decision.

This presentation is not a prospectus, a statement in lieu of a prospectus, an offering circular, an advertisement or an offer document under the Companies Act, 2013, as amended, the Securities and Exchange Board of India (Issue of Capital and Disclosure Requirements) Regulations, 2018, as amended, or any other applicable law in India.

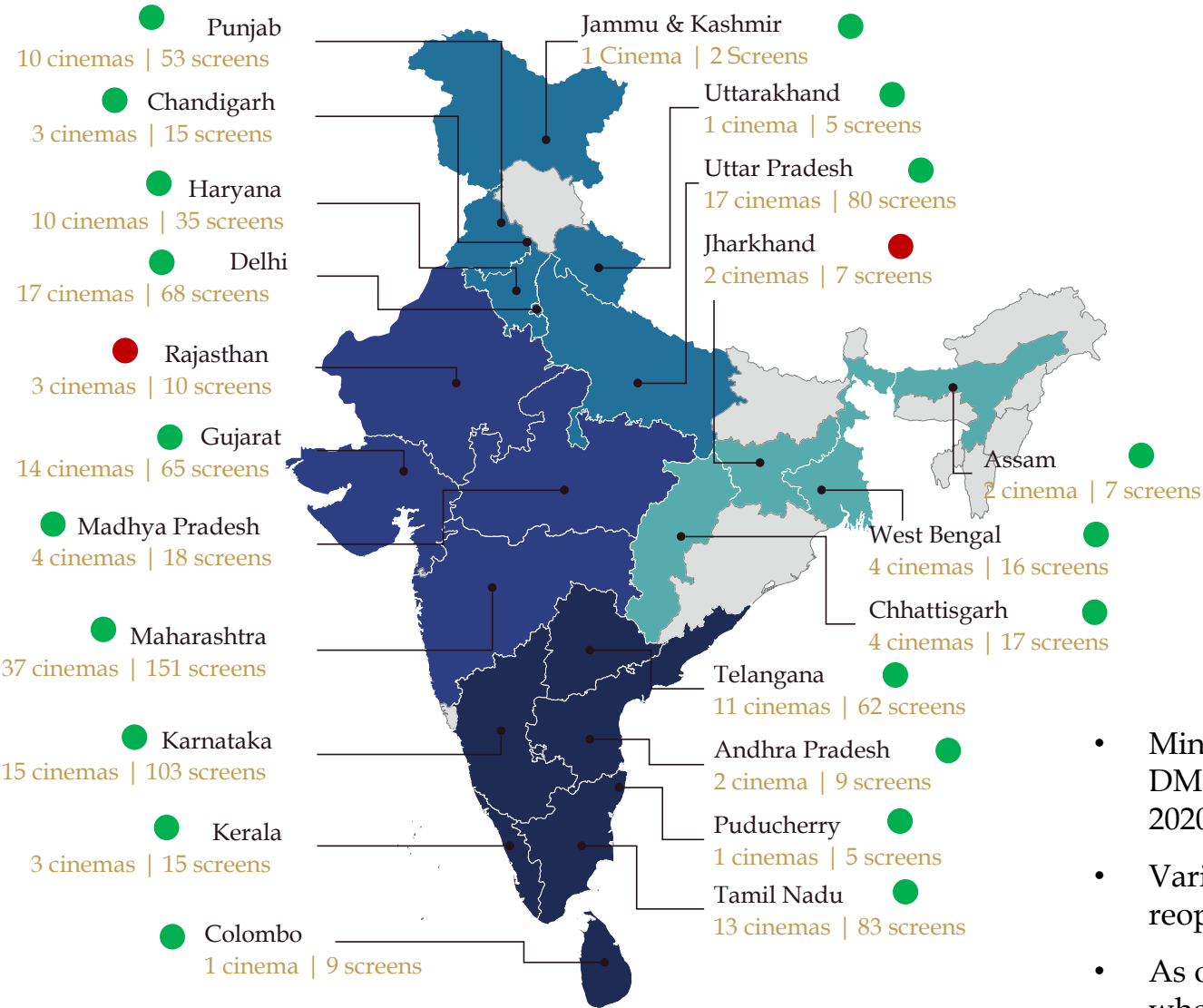
This presentation is strictly confidential and may not be copied or disseminated, reproduced, re-circulated, re-distributed, published or advertised in any media, website or otherwise, in whole or in part, and in any manner or for any purpose. Any unauthorized use, disclosure or public dissemination of information contained herein is prohibited. No person is authorized to give any information or to make any representation not contained in or inconsistent with this presentation and if given or made, such information or representation must not be relied upon as having been authorized by any person. Failure to comply with this restriction may constitute a violation of the applicable securities laws. Neither this document nor any part or copy of it may be distributed, directly or indirectly, in the United States. The distribution of this document in certain jurisdictions may be restricted by law and persons in to whose possession this presentation comes should inform themselves about and observe any such restrictions. Accordingly, any persons in possession of the aforesaid should inform themselves about and observe any such restrictions. By reviewing this presentation, you agree to be bound by the foregoing limitations. You further represent and agree that you are located outside the United States and you are permitted under the laws of your jurisdiction to receive this presentation. You may not repackage or sell the presentation. Information contained in a presentation hosted or promoted by the Group is provided “as is” without warranty of any kind, either expressed or implied, including any warranty of fitness for a particular purpose.

This presentation is not an offer to sell or a solicitation of any offer to buy the securities of the Company in the United States or in any other jurisdiction where such offer or sale would be unlawful. Securities may not be offered, sold, resold, pledged, delivered, distributed or transferred, directly or indirectly, in to or within the United States absent registration under the United States Securities Act of 1933, as amended (the “Securities Act”), except pursuant to an exemption from, or in a transaction not subject to, the registration requirements of the Securities Act and in compliance with any applicable securities laws of any state or other jurisdiction of the United States. The Company’s securities have not been and will not be registered under the Securities Act.

By accessing this presentation, you accept this disclaimer and any claims arising out of or in connection with this presentation shall be governed by the laws of India and only the courts in Gurugram, India, and no other courts shall have jurisdiction over the same.

**PARTICULARS****SLIDE NO****Status Update On Reopening Of Cinemas****5****Consolidated Results Summary****6****Update on Negotiation With Landlords****10****Financial Results & Analysis****12****Movie Releases In Q3 FY21 And Content Pipeline****17**

# Status Update On Reopening Of Cinemas



**175 CINEMAS**

**179K SEATS**

**835 SCREENS**

**71 CITIES**

SCREENS BY REGION		
Region	Current	% of total
South*	286	34%
West	244	29%
North	258	31%
East	47	6%
<b>Total</b>	<b>835</b>	

\* South includes Sri Lanka

- Ministry of Home Affairs in Unlock 5.0 guidelines (Order No. 40-3/2020-DM-I(A)) dated Sep 30<sup>th</sup>, 2020 allowed cinemas to reopen from Oct 15<sup>th</sup>, 2020 onwards with 50% capacity
- Various states have issued their respective notifications for cinema reopening in a staggered manner.
- As on date, except for the state of Rajasthan and Jharkhand, all other states, where PVR has presence, have allowed Cinemas to re-open
- Cinemas in Sri Lanka were shut from March 14, 2020 until July 2, 2020, and from October 11, 2020 until December 31, 2020

Note: [1] All numbers as on January 15, 2021

Note: Map Not to scale

● Opened  
● Closed



# CONSOLIDATED RESULT SUMMARY

## Results Highlights – Q3, FY 20-21 vs Q3, FY 19-20

INR Lacs

	Total Income	Adjusted EBITDA	Net Profit After Tax
Q3, FY21	6,339	-10,878	-13,674
-----			
Q3, FY20	92,389	18,839	5,886

## Results Highlights – 9M, FY 20-21 vs 9M, FY 19-20

	Total Income	Adjusted EBITDA	Net Profit After Tax
9M, FY21	11,957	-30,582	-39,398
-----			
9M, FY20	2,79,045	55,449	16,905

Staggered re-opening & limited content availability post re-opening has significantly impacted the revenue

Note: Above financial numbers are after excluding the impact of Ind AS 116 – ‘Leases’

Adjusted EBITDA = net profit after tax plus total tax expense, exceptional item, share of profit/(loss) of equity accounted investees (net of tax), finance costs and depreciation and amortization expense



# Consolidated Result Summary - Q3, FY 20-21 vs Q3, FY 19-20

Particulars (INR Lacs)	Q3, FY 21			Q3, FY 20		
	Reported	Ind-AS 116 Impact	Ind-AS 116 Adjusted	Reported	Ind-AS 116 Impact	Ind-AS 116 Adjusted
Total Income	32,013 <sup>(1)</sup>	25,674	6,339	92,389	0	92,389
Expenses <sup>(3)</sup>	12,352	-4,865 <sup>(2)</sup>	17,217	60,846	-12,704	73,550
<b>Adjusted EBITDA <sup>(4)</sup></b>	<b>19,661</b>	<b>30,539</b>	<b>-10,878</b>	<b>31,543</b>	<b>12,704</b>	<b>18,839</b>
<b>Adjusted EBITDA Margin</b>				<b>34.1%</b>		<b>20.4%</b>
Depreciation & Amortization	14,246	8,400	5,846	13,485	7,854	5,631
<b>EBIT</b>	<b>5,415</b>	<b>22,139</b>	<b>-16,724</b>	<b>18,058</b>	<b>4,850</b>	<b>13,208</b>
Finance Costs	12,706	8,684	4,022	12,210	8,293	3,917
<b>PBT</b>	<b>-7,291</b>	<b>13,455</b>	<b>-20,746</b>	<b>5,833</b>	<b>-3,443</b>	<b>9,276</b>
Corporate Tax	-2,370	4,702	-7,072	2,207	-1,183	3,390
<b>Net Profit After Tax</b>	<b>-4,921</b>	<b>8,753</b>	<b>-13,674</b>	<b>3,626</b>	<b>-2,260</b>	<b>5,886</b>
<b>Net Profit After Tax Margin</b>				<b>3.9%</b>		<b>6.4%</b>
Non-controlling interests	11		11	8		8
<b>Net Profit After Tax after adjustment of non-controlling interests</b>	<b>-4,910</b>	<b>8,753</b>	<b>-13,663</b>	<b>3,634</b>	<b>-2,260</b>	<b>5,894</b>
EPS - Basic (INR)	-8.21		-22.81	7.08		11.49
EPS - Diluted (INR)	-8.21		-22.81	7.05		11.44

1. Includes other income with respect to rental waivers received during the quarter.

2. Represents rental expense for properties; it includes notional rent of INR 9.6 Cr pertaining to deferred rent on security deposit as required under Ind AS

3. Expenses = Total Expenses - Finance Costs - Depreciation and Amortization expense

4. Adjusted EBITDA = net profit after tax plus total tax expense, exceptional item, share of profit/(loss) of equity accounted investees (net of tax), finance costs and depreciation and amortization expense

# Consolidated Result Summary - 9M, FY 20-21 vs 9M, FY 19-20

Particulars (INR Lacs)	9M, FY 21			9M, FY 20		
	Reported	Ind-AS 116 Impact	Ind-AS 116 Adjusted	Reported	Ind-AS 116 Impact	Ind-AS 116 Adjusted
Total Income	48,609 <sup>(1)</sup>	36,652	11,957	2,79,045	0	2,79,045
Expenses <sup>(3)</sup>	37,674	-4,865 <sup>(2)</sup>	42,539	1,86,537	-37,059	2,23,596
<b>Adjusted EBITDA <sup>(4)</sup></b>	<b>10,935</b>	<b>41,517</b>	<b>-30,582</b>	<b>92,508</b>	<b>37,059</b>	<b>55,449</b>
<b>Adjusted EBITDA Margin</b>				<b>33.2%</b>		<b>19.9%</b>
Depreciation & Amortization	42,885	25,178	17,707	40,023	22,917	17,106
<b>EBIT</b>	<b>-31,950</b>	<b>16,339</b>	<b>-48,289</b>	<b>52,485</b>	<b>14,142</b>	<b>38,343</b>
Finance Costs	37,394	26,334	11,060	36,466	24,501	11,965
<b>PBT</b>	<b>-69,403</b>	<b>-9,994</b>	<b>-59,408</b>	<b>15,978</b>	<b>-10,359</b>	<b>26,337</b>
Corporate Tax	-23,503	-3,492	-20,011	5,832	-3,600	9,432
<b>Net Profit After Tax</b>	<b>-45,900</b>	<b>-6,502</b>	<b>-39,398</b>	<b>10,146</b>	<b>-6,759</b>	<b>16,905</b>
<b>Net Profit After Tax Margin</b>				<b>3.6%</b>		<b>6.1%</b>
Non-controlling interests	33		33	33		33
<b>Net Profit After Tax after adjustment of non-controlling interests</b>	<b>-45,867</b>	<b>-6,502</b>	<b>-39,365</b>	<b>10,179</b>	<b>-6,759</b>	<b>16,938</b>
EPS - Basic (INR)	-85.06		-73.01	20.36		33.92
EPS - Diluted (INR)	-85.06		-73.01	20.25		33.74

1. Includes other income of INR 369 Cr with respect to rental waivers received till Dec 31, 2020

2. Represents rental expense for properties; it includes notional rent of INR 9.6 Cr pertaining to deferred rent on security deposit as required under Ind AS

3. Expenses = Total Expenses - Finance Costs - Depreciation and Amortization expense

4. Adjusted EBITDA = net profit after tax plus total tax expense, exceptional item, share of profit/(loss) of equity accounted investees (net of tax), finance costs and depreciation and amortization expense

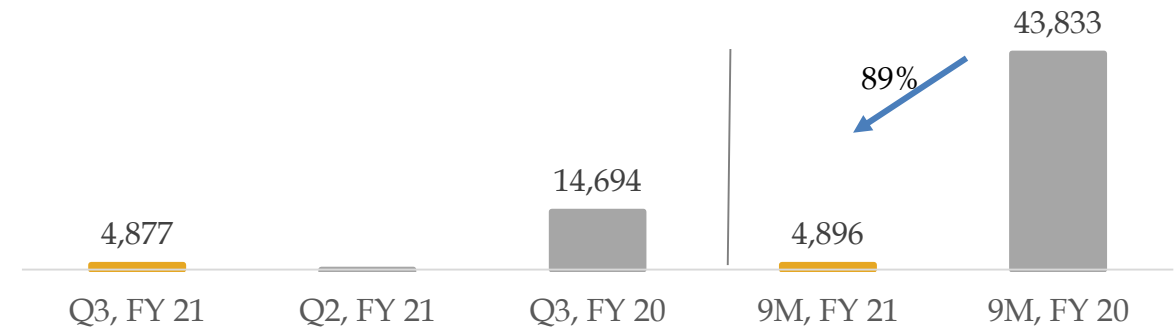


# UPDATE ON NEGOTIATION WITH LANDLORDS

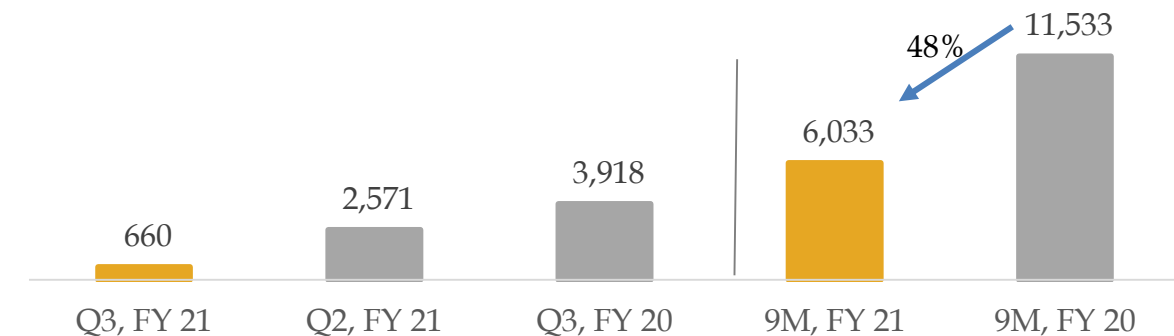
## Adjusted RENT & CAM

- Settlements reached with Landlords for 88% of cinemas for complete or partial waiver / discounts for the lockdown period;
- Negotiated discounts/ rebates in the form of revenue share/ reduction in minimum guarantee post re-opening generally until March 31, 2021
- Discussions with balance Landlords in progress and expected to close in the near future.
- We are yet to re-open 56 screens in 13 cinemas, as of 15<sup>th</sup> January 2021, since certain rental negotiations are currently on-going with the mall developers, landlords, lessors and partners
- Adjusted rent expense does not include an amount of INR 32 Cr for rental waivers sought by the company for the lockdown period in case of properties where rental negotiations with landlords are not concluded.
- CAM Expenses for Q3, FY 21 lower on account of credit notes received from developers on final settlement

### Adjusted Rent (INR Lacs)



### CAM (INR Lacs)



Adjusted Rent & CAM expense for 9M, FY 21 is lower by INR 444 Cr as compared to 9M FY 20, a reduction of 80%

Note: Adjusted Rent Expenses = Net Rent Expenses + Impact of Ind AS 116 Adjustment in Other Expenses



# Financial Results & Analysis

# Income Analysis (Consolidated)

Q3, FY20-21 vs Q3, FY19-20; 9M, FY20-21 vs 9M, FY19-20

Particulars	Q3, FY 21	Q3, FY 20	% Change	9M, FY 21	9M, FY 20	% Change
<b><u>Operating Numbers</u></b>						
Screens	835	821	2%	835	821	2%
Seats	1,78,994	1,78,063	1%	1,78,994	1,78,063	1%
Admits (Lacs)	10	259	-96%	10	822	-99%
ATP (In Rupees)#	164	210	-22%	166	204	-19%
SPH (In Rupees)^	95	100	-5%	97	100	-3%
<b><u>Financials (INR Lacs)</u></b>						
Income from sale of movie tickets	1,335	45,281	-97%	1,395	1,40,124	-99%
Sales of Food & Beverages *	1,402	24,741	-94%	1,910	78,356	-98%
Advertisement Income	422	12,195	-97%	422	30,734	-99%
Income from movie distribution	144	3,158	-95%	3,190	10,507	-70%
Other Income^^	3,036	7,014	-57%	5,040	19,324	-74%
<b>Total Income</b>	<b>6,339</b>	<b>92,389</b>	<b>-93%</b>	<b>11,957</b>	<b>2,79,045</b>	<b>-96%</b>

Staggered re-opening & limited content availability post re-opening has significantly impacted the revenue

Note: Above financial numbers are after excluding the impact of Ind AS 116 - 'Leases'

\* Sale of Food and Beverages represents sale of food and beverages and sale of other/traded goods.

# Average Ticket Price = Gross Box Office Collection (gross collection from sale of movie tickets including applicable taxes)+3D Glasses Income / Admits

^ Spend Per Head = Gross Sale of Food and Beverages (gross sales from food and beverages including applicable taxes)/ Admits

^^ Other Income = Total Income - Income from sale of movie tickets - Sale of Food and Beverages - Advertisement Income - Income from movie Distribution

# Fixed Expenditure Analysis (Consolidated)

Q3, FY20-21 vs Q3 FY19-20 vs Q2, FY20-21; 9M, FY20-21 vs 9M, FY19-20

Particulars (INR Lacs)	Q3, FY 21	Q3, FY 20	% Change	Q2, FY 21	% Change	9M, FY 21	9M, FY 20	% Change
Adjusted Rent <sup>^</sup>	4,877	14,694	-67%	0	NM	4,896	43,833	-89%
Common Area Maintenance	660	3,918	-83%	2,571	-74%	6,033	11,533	-48%
Employee Benefit Expense	4,858	10,674	-54%	4,069	19%	15,744	31,733	-50%
Electricity & Water Charges	1,470	5,084	-71%	838	75%	2,903	16,674	-83%
Other Expenses*	4,034	9,106	-56%	2,480	63%	9,033	27,887	-68%
<b>Total</b>	<b>15,899</b>	<b>43,476</b>	<b>-63%</b>	<b>9,958</b>	<b>60%</b>	<b>38,609</b>	<b>1,31,660</b>	<b>-71%</b>
<b>Expenses Per Month#</b>	<b>5,273</b>	<b>14,492</b>	<b>-64%</b>	<b>3,288</b>	<b>60%</b>	<b>4,242</b>	<b>14,629</b>	<b>-71%</b>

- Rent and CAM negotiations closed for 88% of properties (Refer Slide: 11 for details)
- Salary cuts for frontline staffs reversed in line with reopening of states; Pay cuts for Corporate and other staff being rolled back in a staggered manner
- Continued focus on keeping all other fixed expenses under check.

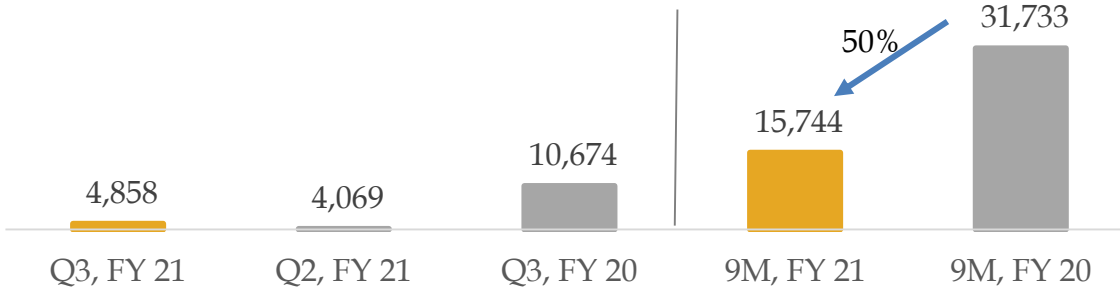
\* Other Expenses = Total Expenses - Movie Exhibition Cost - Consumption of food and beverages - Employee Benefit Expenses - Rent - Common Area Maintenance - Electricity and Water Charges - Movie Production, Distribution And Print Charges

# Expense per month = [Total Expenses - Movie Exhibition Cost - Consumption of food and beverages - Movie Production, Distribution And Print Charges - Inventory write Off]/number of months. one time inventory written off is Rs 81 Lac in Q3 FY21, and Rs 427 Lac in 9M, FY21

<sup>^</sup> Adjusted Rent Expenses = Net Rent Expenses + Impact of Ind AS 116 Adjustment in Other Expenses

Note: Above financial numbers are after excluding the impact of Ind AS 116 - 'Leases'

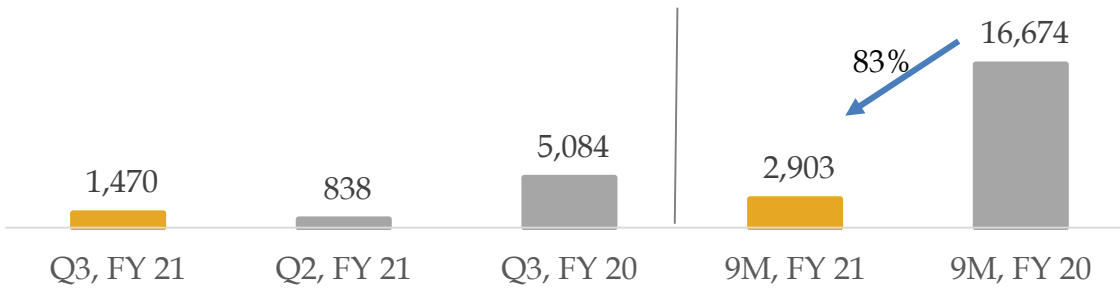
## Personnel Expenses (INR Lacs)



### Personnel Expenses:

- Salary Cuts for frontline staffs reversed in line with reopening of states; Pay cuts for Corporate and other staff being rolled back in a staggered manner
- As cinemas have re-opened personnel expenses have increased from INR 40.7 Cr in Q2 to INR 48.6 Cr in Q3
- For 9M, FY 21 the personnel expenses is lower by 50% as compared to 9M FY 20 and lower by 54% as against Q3, FY20

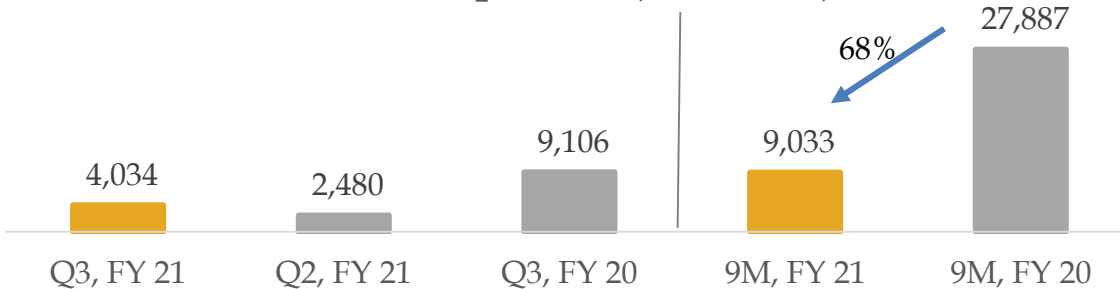
## Electricity & Water Charges (INR Lacs)



### Electricity & Water Charges

- For 9M, FY 21 expenses lower by 83% as compared to 9M FY 20 and lower by 71% as against Q3, FY20

## Other Expenses (INR Lacs)



### Other Expenses

- For 9M, FY 21 expenses lower by 68% as compared to 9M FY 20 and lower by 56% as against Q3, FY20.



Net Debt (INR Lacs)	December 31, 2020	March 31, 2020
Total Gross Debt	1,50,009	1,29,468
Cash & Cash Equivalents	37,256	32,347
<b>Net Debt</b>	<b>1,12,753</b>	<b>97,121</b>

Total Gross Debt represents long term borrowings including current maturities and short term borrowings and does not include lease liabilities. Cash and cash-like items represent investments (current), cash and cash equivalents (current) and other bank balances.

The Board of Directors of the company in its meeting held on 18<sup>th</sup> Dec 2020, subject to approval of the members of the company, approved the resolution to raise equity for an amount not exceeding INR 800 Cr.



# MOVIE RELEASES IN Q3 FY21 AND CONTENT PIPELINE



As of 13<sup>th</sup> January 2021.

Given the current evolving situation around COVID-19, the release dates for all content slated for release in CY21 are yet to be finalized.

This information is based on public sources and is not exhaustive. The company has not independently verified this information.

# MOVIE RELEASES IN Q3, FY 20-21



**SURAJ PE MANGAL BHARI**

**CAST**  
Manoj Bajpayee,  
Diljit Dosanjh,  
Fatima Sana Shaikh

**DIRECTOR**  
Abhishek Sharma



**INDOO KI JAWANI**

**CAST**  
Kiara Advani,  
Aditya Seal,  
Rakesh Bedi

**DIRECTOR**  
Abir Sengupta



**TENET**

**CAST**  
John David Washington,  
Robert Pattinson,  
Elizabeth Debicki

**DIRECTOR**  
Christopher Nolan



**WONDER WOMAN 1984**

**CAST**  
Gal Gadot,  
Chris Pine,  
Kristen Wiig


**DIRECTOR**  
Patty Jenkins



**SOLO BRATHUKE SO BETTER [TELUGU]**

**CAST**  
Ajay,  
Vennela Kishore,  
Kalyani N.

**DIRECTOR**  
Subbu



**BISKOTH [TAMIL]**

**CAST**  
Anandraj,  
K. Bujji Babu,  
Krithika Bala

**DIRECTOR**  
R. Kannan



**DRACULA SIR [BENGALI]**

**CAST**  
Anirban Bhattacharya,  
Bidipta Chakraborty,  
Mimi Chakraborty

**DIRECTOR**  
Debaloy Bhattacharya



**IRANDAM KUTHTHU [TAMIL]**

**CAST**  
Santhosh P. Jayakumar,  
Daniel Annie Pope,  
Karishma Kaul

**DIRECTOR**  
Santhosh P. Jayakumar

Staggered re-opening of Cinemas across the country, with 50% capacity cap, saw limited movie releases

# I BOLLYWOOD CONTENT PIPELINE

# BOLLYWOOD CONTENT PIPELINE (1/3)



## SOORYAVANSHI

**CAST**  
Akshay Kumar,  
Katrina Kaif,  
Anupam Kher


**DIRECTOR**  
Rohit Shetty



## 83

**CAST**  
Ranveer Singh,  
Deepika Padukone

**DIRECTOR**  
Kabir Khan



## PRITHVIRAJ

**CAST**  
Akshay Kumar,  
Manushi Chhillar

**DIRECTOR**  
Chandraprakash Dwivedi



## ATRANGI RE

**CAST**  
Akshay Kumar,  
Dhanush, Sara Ali

**DIRECTOR**  
Anand L. Rai



## LAL SINGH CHADDHA

**CAST**  
Amir Khan,  
 Kareena Kapoor

**DIRECTOR**  
Advait Chandan



## RADHE

**CAST**  
Salman Khan,  
Disha Patani

**DIRECTOR**  
Prabhu Deva



## PATHAN

**CAST**  
Shah Rukh Khan,  
John Abraham

**DIRECTOR**  
Siddharth Anand




## JERSEY

**CAST**  
Shahid Kapoor,  
Mrunal Thakur,  
Pankaj Kapur

**DIRECTOR**  
Gowtam Tinnanuri

# BOLLYWOOD CONTENT PIPELINE (2/3)



**MAIDAAN**

**CAST**

Ajay Devgn,  
Priyamani

**DIRECTOR**

Amit Sharma



**BELL BOTTOM**

**CAST**

Akshay Kumar,  
Vaani Kapoor

**DIRECTOR**

Ranjit M Tewari



**JAYESHBHAI JORDAAR**

**CAST**

Ranveer Singh,  
Shalini Pandey

**DIRECTOR**

Divyang Thakkar



**BRAHMASTRA**

**CAST**

Ranbir Kapoor,  
Alia Bhatt,  
Amitabh Bachchan

**DIRECTOR**

Ayan Mukerji




**SATYAMEVA JAYATE 2**

**CAST**

John Abraham,  
Divya Khosla Kumar

**DIRECTOR**

Milap Zaveri




**BHOOOL BHULAIYAA 2**

**CAST**

Kartik Aaryan,  
Kiara Advani,  
Tabu

**DIRECTOR**

Anees Bazmee




**DOSTANA 2**

**CAST**

Kartik Aaryan,  
Janhvi Kapoor,  
Laksh Lalwani

**DIRECTOR**

Collin D'Cunha



**BADHAAI DO**


**CAST**

Rajkumar Rao,  
Bhumi Pednekar

**DIRECTOR**

Amit Sharma

# BOLLYWOOD CONTENT PIPELINE (3/3)



**ANTIM: THE FINAL TRUTH**

**CAST**  
Salman Khan,  
Jisshu Sengupta,  
Aayush Sharma


**DIRECTOR**  
Mahesh Manjrekar



**SARDAR UDHAM SINGH**

**CAST**  
Vicky Kaushal

**DIRECTOR**  
Shoojit Sircar



**GANAPATH**

**CAST**  
Tiger Shroff

**DIRECTOR**  
Vikas Bahl



**HERO PANTI 2**

**CAST**  
Tiger Shroff


**DIRECTOR**  
Ahmed Khan



**MISSION MAJNU**

**CAST**  
Siddharth Malhotra

**DIRECTOR**  
Shantanu Bagchi



**TOOFAN**

**CAST**  
Farhan Akhtar

**DIRECTOR**  
Rakesh Om Prakash Sharma



**GANGUBAI KATHIAWADI**

**CAST**  
Alia Bhatt

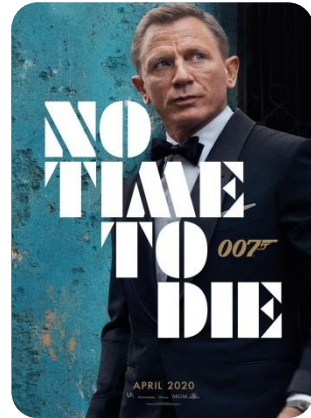
**DIRECTOR**  
Sanjay Leela Bansali

# I HOLLYWOOD CONTENT PIPELINE



# HOLLYWOOD CONTENT PIPELINE (1/3)

PVR



NO TIME TO DIE

**CAST**

Daniel Craig,  
Ana de Armas,  
Rami Malek

**DIRECTOR**

Cary Joji Fukunaga



PETER RABBIT 2

**CAST**

James Corden,  
Elizabeth Debicki,  
Lennie James

**DIRECTOR**

Will Gluck



F9

**CAST**

Vin Diesel,  
Michelle Rodriguez,  
Charlize Theron

**DIRECTOR**

Justin Lin



A QUIET PLACE II

**CAST**

Emily Blunt,  
Millicent Simmonds,  
Cillian Murphy

**DIRECTOR**

John Krasinski



BLACK WIDOW

**CAST**

Scarlett Johansson,  
Florence Pugh,  
David Harbour

**DIRECTOR**

Cate Shortland



GODZILLA VS KONG

**CAST**

Millie Bobby Brown,  
Alexander Skarsgård,  
Eiza González

**DIRECTOR**

Adam Wingard



FREE GUY

**CAST**

Taika Waititi,  
Ryan Reynolds,  
Jodie Comer

**DIRECTOR**

Shawn Levy



TOP GUN : MAVERICK

**CAST**

Tom Cruise,  
Jennifer Connelly,  
Miles Teller

**DIRECTOR**

Joseph Kosinski

# HOLLYWOOD CONTENT PIPELINE (2/3)

PVR

## MORTAL KOMBAT

**CAST**  
Jessica McNamee,  
Hiroyuki Sanada,  
Joe Taslim

**DIRECTOR**  
Simon McQuoid

## THE CONJURING : THE DEVIL MADE ME DO IT

**CAST**  
Vera Farmiga,  
Patrick Wilson,  
Julian Hilliard

**DIRECTOR**  
Michael Chaves

## GHOSTBUSTERS AFTER LIFE

**CAST**  
Finn Wolfhard,  
Mckenna Grace,  
Carrie Coon

**DIRECTOR**  
Jason Reitman

## VENOM: LET THERE BE CARNAGE

**CAST**  
Tom Hardy,  
Michelle Williams,  
Woody Harrelson

**DIRECTOR**  
Andy Serkis

## CRUELLA

**CAST**  
Emma Stone,  
Paul Walter Hauser,  
Emma Thompson

**DIRECTOR**  
Craig Gillespie

## MINIONS: THE RISE OF GRU

**CAST**  
Julie Andrews,  
Steve Carell,  
Lucy Lawless

**DIRECTOR**  
Kyle Balda,  
Brad Ableson

## JUNGLE CRUISE

**CAST**  
Emily Blunt,  
Dwayne Johnson,  
Jesse Plemons


**DIRECTOR**  
Jaume Collet-Serra

## THE SUICIDE SQUAD 2

**CAST**  
Margot Robbie,  
Taika Waititi,  
Alice Braga

**DIRECTOR**  
James Gunn

# HOLLYWOOD CONTENT PIPELINE (3/3)



## DEATH ON THE NILE

**CAST**

Gal Gadot,  
Emma Mackey,  
Kenneth Branagh

**DIRECTOR**

Kenneth Branagh




## THE BOSS BABY : FAMILY BUSINESS

**CAST**

Alec Baldwin,  
John Flanagan,  
James McGrath

**DIRECTOR**

Tom McGrath



## THE KING'S MAN

**CAST**

Matthew Goode,  
Gemma Arterton,  
Aaron Taylor-Johnson

**DIRECTOR**

Matthew Vaughn



## THE TOMORROW WAR

**CAST**

Yvonne Strahovski,  
Betty Gilpin,  
Chris Pratt

**DIRECTOR**

Chris McKay



## BLACK ADAM

**CAST**

Dwayne Johnson,  
Sarah Shahi,  
Aldis Hodge

**DIRECTOR**

Jaume Collet-Serra




## DOCTOR STRANGE IN THE MULTIVERSE OF MADNESS

**CAST**

Elizabeth Olsen,  
Rachel McAdams,  
Benedict Cumberbatch

**DIRECTOR**

Sam Raimi




## IN THE HEIGHTS

**CAST**

Lin-Manuel Miranda,  
Stephanie Beatriz,  
Anthony Ramos

**DIRECTOR**

Jon M. Chu



## DUNE

**CAST**

Zendaya,  
Rebecca Ferguson,  
Timothée Chalamet

**DIRECTOR**

Denis Villeneuve

# I REGIONAL CONTENT PIPELINE

# REGIONAL CONTENT PIPELINE (1/2)

PVR



**DOCTOR**  
[TAMIL]

**CAST**  
Sivakarthikeyan,  
Priyanka Arul Mohan,  
inay

**DIRECTOR**  
Nelson Dilipkumar



**COBRA**  
[TAMIL]

**CAST**  
Vikram,  
Srinidhi Shetty,  
Irfan Pathan

**DIRECTOR**  
R. Ajay Gnanamuthu



**JAGAME THANTHIRAM**  
[TAMIL]

**CAST**  
James Cosmo,  
Dhanush,  
Decca Heggie

**DIRECTOR**  
Karthik Subbaraj



**ANNAATTHE**  
[TAMIL]

**CAST**  
Rajinikanth,  
Prakash Raj

**DIRECTOR**  
Siva



**VALIMAI**  
[TAMIL]

**CAST**  
Ajith Kumar  
Huma Qureshi


**DIRECTOR**  
H. Vinoth



**RRR**  
[TELUGU]

**CAST**  
N.T. Rama Rao Jr.,  
Ram Charan,  
Ajay Devgn

**DIRECTOR**  
S.S. Rajamouli



**K.G.F: CHAPTER 2**  
[KANNADA]

**CAST**  
Yash,  
Sanjay Dutt,  
Srinidhi Shetty

**DIRECTOR**  
Prashanth Neel



**RADHE SHYAM**  
[TELUGU]

**CAST**  
Prabhas,  
Pooja Hegde,  
Kunaal Roy Kapur

**DIRECTOR**  
K.K. Radhakrishna Kumar

# REGIONAL CONTENT PIPELINE (2/2)

PVR



**PUSHPA**  
[TELUGU]

**CAST**  
Allu Arjun,  
Vijay Sethupathi,  
Rashmika Mandanna


**DIRECTOR**  
Sukumar



**VAKEELSAAB**  
[TELUGU]

**CAST**  
Prakash Raj,  
Nivetha Thomas,  
Pawan Kalyan

**DIRECTOR**  
Venu Sriram



**ACHARYA**  
[TELUGU]

**CAST**  
Ram Charan,  
Kajal Aggarwal,  
Chiranjeevi

**DIRECTOR**  
Koratala Siva



**SARKARU VARI PATTU**  
[TELUGU]

**CAST**  
Mahesh Babu,  
Keerthy Suresh

**DIRECTOR**  
Parasuram



**POGARU**  
[KANNADA]

**CAST**  
Dhruva Sarja, Rashmika  
Mandanna

**DIRECTOR**  
Nanda Kishore



**ROBERT**  
[KANNADA]

**CAST**  
Jagapathi Babu,  
Darshan Thoogudeep,  
Asha Bhat

**DIRECTOR**  
Tarun Sudhir



**KOTIGOBBA 3**  
[KANNADA]

**Cast**  
Madonna Sebastian,, Kicha  
Sudeep, Shraddha Das

**DIRECTOR**  
Shiva Karthik



**MARAKKAR**  
[MALAYALAM]

**CAST**  
Mohanlal,  
Sunil Shetty,  
Arjun Sarja

**DIRECTOR**  
Priyadarshan



# Thank You



**For any queries please contact investor relations team:  
Email ID: [investorrelations@pvrcinemas.com](mailto:investorrelations@pvrcinemas.com)**