



SECRETARIAL DEPARTMENT

Jekegram, Pokhran Road No. 1, Thane (W) - 400 606
Maharashtra, India
CIN No.: L17117MH1925PLC001208
Tel: (91-22) 4036 7000 / 6152 7000
Fax: (91-22) 2541 2805
www.raymond.in

RL/SE/AC/21-22/37

July 29, 2021

To

The Department of Corporate Services - CRD
BSE Limited
P.J. Towers, Dalal Street
Mumbai - 400 001
Scrip Code: 500330

The National Stock Exchange of India Limited
Exchange Plaza, 5th Floor
Bandra-Kurla Complex
Bandra (East), Mumbai - 400 051
Symbol: RAYMOND

Luxembourg Stock Exchange
Societe De La Bourse De Luxembourg,
35A, Boulevard Joseph II,
L-1840 Luxembourg
Trading Code : USY721231212

Dear Sir/Madam

Sub: Raymond Limited: Investor Presentation on the Unaudited Financial Results for the First Quarter ended June 30, 2021

Pursuant to Regulation 30 of the SEBI (Listing Obligation and Disclosure Requirements) Regulations, 2015, we enclose herewith the Investor Presentation on the Unaudited Financial Results for the First Quarter ended June 30, 2021.

The Investor Presentation has been uploaded on the website of the Company i.e. www.raymond.in.

We request you to take the above information on record.

Thanking you

Yours faithfully

For RAYMOND LIMITED

Thomas Fernandes
Director - Secretarial &
Company Secretary

Encl.: a/a



REGISTERED OFFICE

Plot No. 156/H No. 2, Village Zadgaon,
Ratnagiri - 415 612, Maharashtra
Tel: (02352) 232514
Fax: (02352) 232513

Raymond Limited

Q1FY22 Result Presentation



Disclaimer



- The particulars of this presentation contain statements related but not limited to revenues, financial results and supplemental financial information which has been compiled by the management, not to be construed as being provided under any legal or regulatory requirement and are not intended to invite any investment in the Company. The information contained in this presentation has not been subjected to review by Auditors or the Board of Directors of the Company. Commentary in the presentation describes the reporting quarter's performance versus the same quarter of the corresponding previous year, unless specified otherwise. The figures for the previous periods in this presentation have been regrouped/ reclassified, wherever necessary. The Company assumes no responsibility and does not provide any warranty to the accuracy or comprehensiveness of the information contained in this presentation.
- This presentation is not intended to be a “prospectus” (as defined under the Companies Act, 2013), SEBI Regulations and relevant provisions of applicable laws. This presentation is for information purposes only and does not constitute or form part of, and should not be considered as any offer for sale or subscription of or solicitation or invitation of any offer to buy or subscription of securities in any manner. No part of this presentation and the information contained herein should form the basis of, or be relied upon, in connection with any investment decision or any contract or commitment to purchase or subscribe for any securities.
- Statements in this presentation describing the Company's objectives, projections, estimates, expectations or predictions may constitute “forward looking statements”. Such statements are based on the current expectations and certain assumptions of the Company's Management, and are, therefore, subject to risks and uncertainties. Actual results may differ materially from those expressed or implied. The Company neither intends, nor assumes any obligation to amend, modify, revise or update these forward looking statements, on the basis of any subsequent developments which differ from those anticipated.

Table of Contents


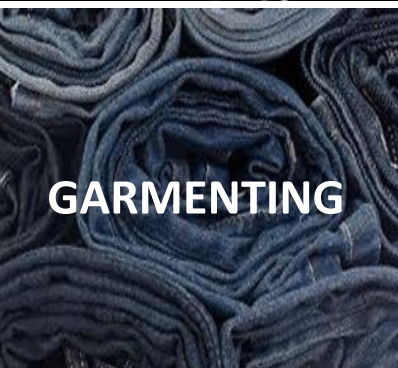


Company Overview	4
Q1 Highlights	9
Financial Highlights	11
Current Status	39



Company Overview

Raymond Group: Introduction



A diversified group with interests in Textile & Apparel sectors as well as presence across diverse segments such as Real Estate, FMCG, Engineering in national and international markets



Raymond: A Group with Strong Leadership Position



1 player in worsted suiting fabrics in India

One of the world's largest manufacturer of worsted suiting fabric



Amongst **leading men's tailored suit manufacturers** in the world

One of the leading players in Branded Apparel menswear segment



1st organised retailer in India

One of the **largest exclusive retail network** in Branded Lifestyle space



Manufacturer of **world's finest fabric**

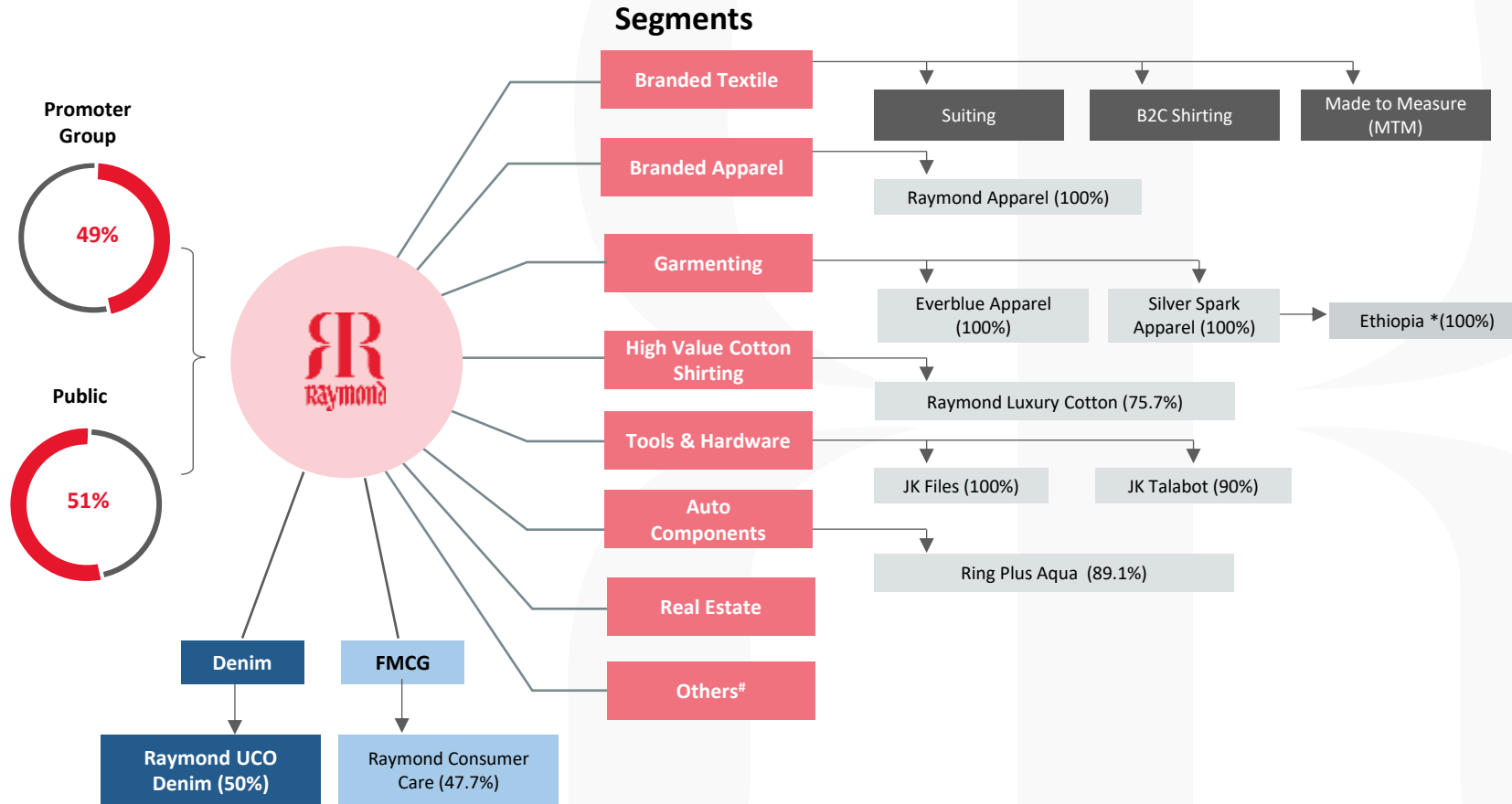
Largest exporter of men's suits from India



Near **100% consumer awareness**

Among the **Most Trusted brands** in India

Raymond Group at a Glance



(1) Raymond shareholding pattern as of 30th June 2021 as per BSE

(2) Legend: ■ Division ■ Associate ■ Subsidiary ■ Business Segment ■ Joint Venture

* Silver Spark Apparel Ethiopia Plc | #Includes Non-Scheduled Airline operations

Note: The structure includes key subsidiaries & operating businesses only

Management Team



S L Pokharna
Director - Raymond Ltd



Amit Agarwal
Group CFO
Ex- JSW, Jet Airways,
Essar Group



K A Narayan
President –
Human Resources
Ex- Wockhardt



Ganesh Kumar
COO – Lifestyle
Ex- Arysta Life, Mosiac



Hemant Lakhotia
CEO – Tools & Hardware
Ex- Schneider Electric,
Crompton Greaves



Balasubramanian V
CEO – Auto
Ex- Eaton Industrial,
Bosch Chassis



Harmohan Sahni
CEO – Reality
Ex- ECL Finance Ltd,
Gcorp Developers Pvt.Ltd



Arvind Mathur
CEO - Denim
Ex- Coats Plc



Sudhir Langer
CEO - FMCG
Ex- Tata Global Bev.,
Reckitt, Colgate

A large, light gray watermark of the letters 'RR' is centered on the page, serving as a background element.

Q1 Highlights

Overall quarter impacted by lockdowns

- A bullish start of CY2021 coupled with strong wedding season & positive consumer sentiments expected a revival in Q1FY22
- However, from beginning of Apr-21, the 2nd wave of Covid-19 resulted in local lockdowns across markets starting from West followed by North, East & South regions
- Various forms of local lockdowns – restricted hours of operations during weekdays, weekend lockdowns, opening on alternate days, mall closures effected consumer footfalls and impacted trade & retail sales
- With easing of restrictions, industry witnessed improvement in consumer sentiments from later half of Jun-21 month
- Also, secondary sales improved with ease of mobility mainly contributed by recovery in lower tier markets compared to Metros & Tier 1 cities



Financial Highlights

Consolidated Results – Q1FY22

Particulars (INR Cr)	Q1FY22	Q1FY21	
Net Revenue	862	222	+288.3%
Opex	347	275	+26.2%
EBITDA	7	(167)	
<i>EBITDA margin</i>	<i>0.8%</i>	<i>NA</i>	
PBT	(109)	(322)	
Exceptional Items*	(43)	-	
Taxes	2	101	
Associate / JV / Minority	(6)	(21)	
Net Profit	(157)	(242)	

***Exceptional Items:**

- Insurance claim received of Rs. 10.0 cr
- Gain on exchange of land surrendered in lieu of development rights of Rs. 92.4 cr
- Apparel business - Provision of Rs. 116.7 cr towards discount sharing with customers (trade receivables) and write-down of inactive category of inventories of Rs. 28.8 cr, severely impacted due to second wave of ongoing pandemic

Segment Results – Q1FY22

Post Ind AS 116	Revenue		EBITDA		EBITDA %	
Particulars (INR Cr)	Q1FY22	Q1FY21	Q1FY22	Q1FY21	Q1FY22	Q1FY21
Branded Textile	283	17	(21)	(95)	(7.3%)	na
Branded Apparel	75	-	(29)	(38)	na	na
Garmenting	98	100	1	(6)	0.9%	(6.1%)
High Value Cotton Shirting	101	6	6	(17)	6.2%	na
Tools and Hardware	110	20	12	(14)	11.3%	na
Auto Component	70	21	11	(1)	15.9%	(4.2%)
Real Estate	130	5	38	(1)	29.0%	na
Others #	(4)	54	(12)	7	na	na
Raymond Consolidated	862	222	7	(167)	0.8%	na

Others includes non scheduled airline operations, unallocated expenses, elimination and other income including rent concessions

Q1-FY22 Key Focus Areas



1. Cost Rationalisation

- Continued focused on optimizing operating expenses
- A&SP, Sales & marketing, SG&A and rentals

2. Liquidity Management

- Focus on working capital management
- Rationalize capex

3. Digital Imperatives

- Expand Online catalogue
- Increase use of data analytics
- Fasten Omni Channel integration
- Deepen partnerships with E-com players

4. Stores 2.0

- Create safe shopping experience
- Adhere safety guidelines at stores
- Contact-less payments



Cost rationalisation

Particulars (Rs Cr)	Q1FY22	Q4FY21	Q1FY21	(QoQ%)	(Y-o-Y %)
Employment Cost	194	180	171	8%	13%
A & SP	21	25	3	(14%)	574%
Others expenses	131	203	101	(35%)	30%
Total Opex	347	408	275	(15%)	26%
Revenue	862	1407	222	(39%)	289%

- **Continued focused approach on optimizing operating expenses resulted in controlling costs during the quarter**
 - Efforts on various cost control measures related to sales & marketing, general administration, rentals & others
 - The increase in opex in Q1FY22 is primarily due to increased level of operations

Net Debt increased while liquidity levels maintained

- **NWC higher vs Mar-21** mainly from inventory built-up due to lower sales in lockdown impacted quarter

Particulars (Rs Cr)	Jun'21	Mar'21	Jun'20	vs. Mar-21	vs. Jun-20
Net Working Capital (NWC)	1,209	1,117	1,550	92	(341)

- **Negative Cash flow for Q1FY22:** Operating Cashflow at Rs. (108) Cr and Free Cashflow at Rs. (196) Cr
- **Net debt** increased by Rs. 201 Cr. on a q-o-q basis, mainly due to operational & working capital requirement

Particulars (Rs Cr)	Jun'21	Mar'21	Jun'20	Vs Mar'21	vs Jun'20
Net Debt	1,617	1,416	1,827	201	(211)
Net Worth	2,021	2,179	2,216	(158)	(195)
Net Debt / Equity (x)	0.80x	0.65x	0.82x	-	-

- **Liquidity** position maintained at Rs. 600 - 650 Cr levels

Particulars (Rs Cr)	Jun'21	Mar'21	Jun'20
Cash & Cash Equivalents	645	660	596



Digital Imperatives: The new norm of business

Home Assist

- Building trust & ease the consumer journey even further
- Home Assist Service offerings:
Call-back, Virtual meeting, Video calls & commerce and store appointments

Made-To-Order (MTO)

- Extension of 3D style advisory application
- Customers get a 3D look with a feature of mix & match
- Now available for DIY, PADY, MTM and Denim
- Offering in 45+ stores

Virtual Tour in Real Estate

- Virtual interactive tour for potential customers
- Active engagement with customers by utilizing digital mediums



Strengthening 3rd party tie-up

- Aggressive play on e-commerce marketplaces with **over 2x options** made available online

Omni Channel

- Integrating it with our online and offline offerings to reach out and take the store to the customer

Own Website

- Revamped own website and launched: MyRaymond.com
- A large part of EBO offerings available on-line

Stores 2.0 - Safety protocol at stores



- Ensure safe & secured shopping experience for our customers
- Includes sanitisation of trial rooms on a regular basis, post trial sanitisation of all garments & contactless payments



Branded Textile

Branded Textile

Particulars (INR Cr)	Q1FY22	Q1FY21	Var
Net Sales	283	17	266
EBITDA	(21)	(95)	75
<i>EBITDA margin</i>	<i>(7.3%)</i>	-	

- Recovery was hampered due to local lockdowns across the country impacting primary & secondary sales
- However, the segment witnessed recovery in later half of June month as primary sales picked up with partial unlocking of states in a phased manner
- EBITDA loss of Rs. 21 Cr

Jazz up celebrations with
your presence.

The Jazz Collection

by



PARK AVENUE

Branded Apparel



Branded Apparel

Particulars (INR Cr)	Q1FY22	Q1FY21	Var
Net Sales	75	0	75
EBITDA	(29)	(38)	9
<i>EBITDA margin</i>	<i>(38.9%)</i>	-	

- Both trade and retail channels impacted primarily due to continued lockdowns
- The EBO and LFS channels continued to be impacted as most of the malls across the country remained shut during the quarter
- EBITDA loss of Rs. 29 Cr

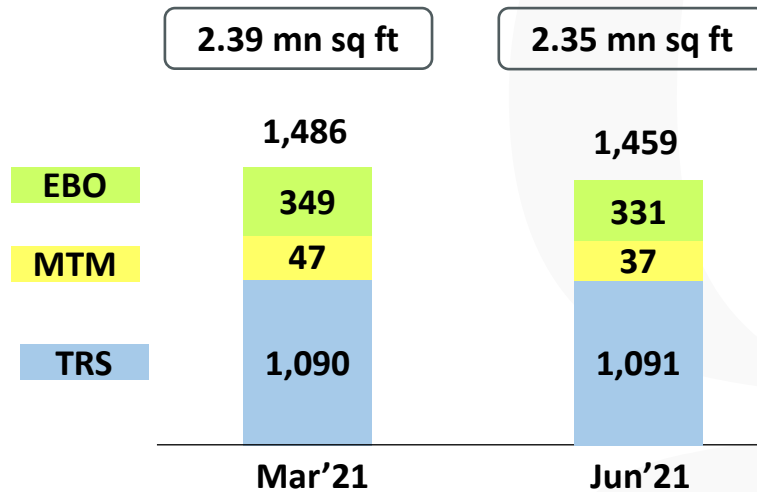
Exceptional Item:

- Apparel business - Provision of Rs. 116.7 cr towards discount sharing with customers (trade receivables) and write-down of inactive category of inventories of Rs. 28.8 cr, severely impacted due to second wave of ongoing pandemic



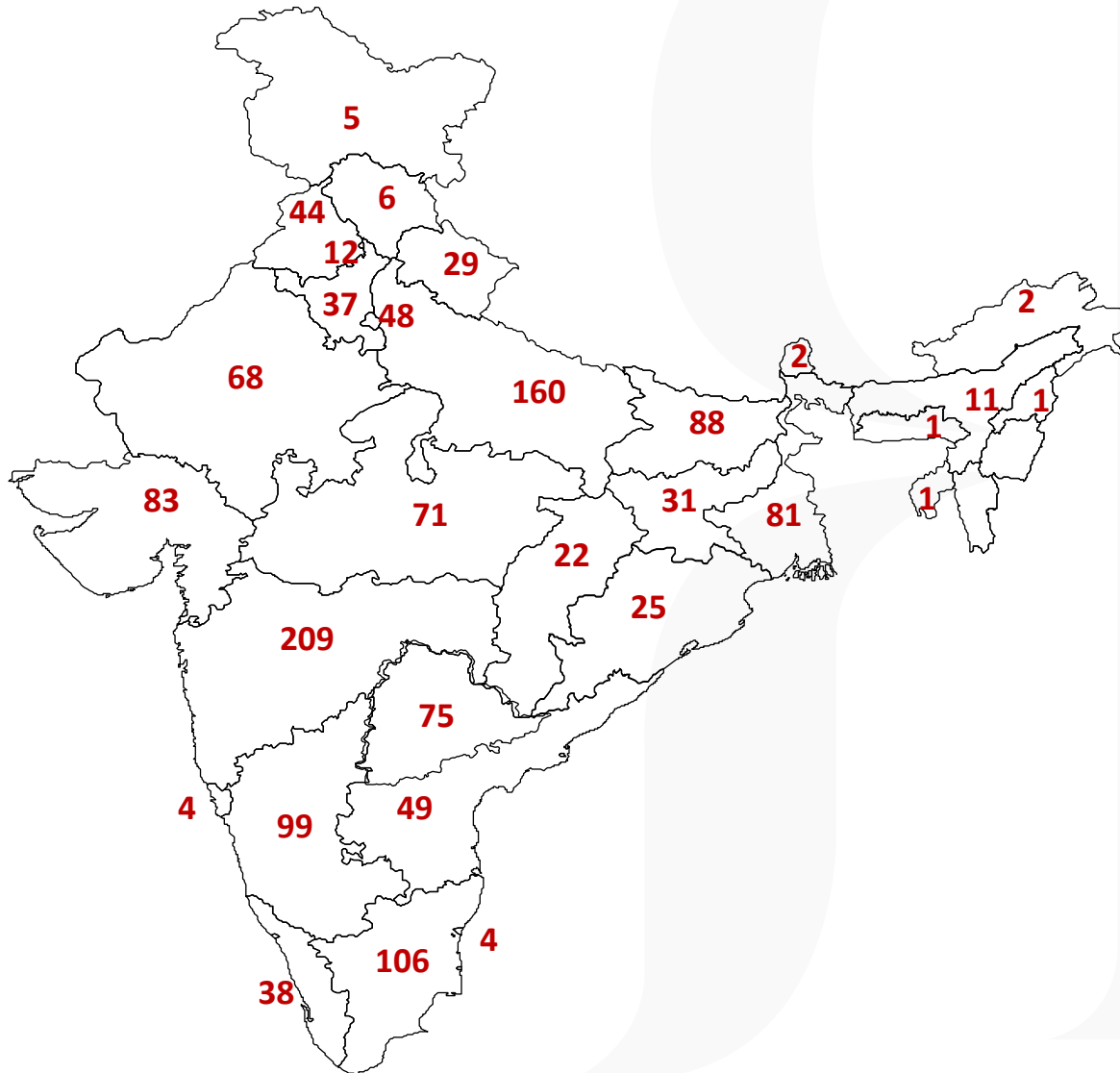
Retail Network

Exclusive Retail Network



- Our retail store network stands at 1,459 as on 30th June, 2021. The operational stores are adhering to all COVID-19 related guidelines.
- Majority of the retail outlets were operating however with restrictions during lockdowns – limited hours on weekdays, weekend closures and opening on alternate days impacted footfalls leading to slower recovery in retail sales
- Store rationalisation in progress to make the retail portfolio healthy
 - Net store closure at 27 vs Mar-21

Strong Distribution Network



Domestic Presence – 1,412 stores

Branded Textile

- 20,000+ points of sale across 600+ cities and towns
- 180+ Wholesalers
- 1,360+ MBOs
- Across TRS - Tier I to VI towns

Branded Apparel

- Presence in 500+ cities & towns
- 332 EBOs
- 5,425+ MBO Counters
- 1,050+ LFS doors
- Across TRS -Tier I - VI towns

- **379 mini-TRS as on Mar'21**
- **Present in 190+ Towns**



Garmenting

Garmenting

Particulars (INR Cr)	Q1FY22	Q1FY21	Var
Net Sales	98	100	(2)
EBITDA	1	(6)	7
<i>EBITDA margin</i>	<i>0.9%</i>	<i>(6.1%)</i>	

- Sales recovery was driven by gradual opening up of the global markets. However, the domestic plant operations were impacted due to local lockdown resulting in deferment of certain deliveries
- EBITDA margin for the quarter at 0.9%



High Value Cotton Shirting

High Value Cotton Shirting


Particulars (INR Cr)	Q1FY22	Q1FY21	Var
Net Sales	101	6	96
EBITDA	6	(17)	24
<i>EBITDA margin</i>	6.2%	NA	

- Sales recovery led by higher number of orders from our B2B customers
- EBITDA margin for the quarter at 6.2%

The results shown above are for 100% operations and include minority interest



Tools & Hardware



Auto Components

Tools and Hardware

Particulars (INR Cr)	Q1FY22	Q1FY21	Var
Net Sales	110	20	90
EBITDA	12	(14)	26
<i>EBITDA margin</i>	<i>11.3%</i>	<i>NA</i>	

- Net Sales mainly driven by exports in key markets of LATAM, Africa & Asia
- EBITDA margin for the quarter at 11.3%

The results shown above are for 100% operations and include minority interest

Auto Components

Particulars (INR Cr)	Q1FY22	Q1FY21	Var.
Net Sales	70	21	49
EBITDA	11	(1)	12
<i>EBITDA margin</i>	<i>15.9%</i>	<i>(4.2%)</i>	

- Sales mainly driven by exports market and well supported by recovery in auto sector in the domestic market
- EBITDA margin for the quarter at 15.9%

The results shown above are for 100% operations and include minority interest



Raymond | REALTY
Go Beyond



Raymond's maiden venture into Real Estate

Project

- Overall 20 acres of residential development
 - Phase 1: ~14 acre of development

Phase 1 - Project Details

- Total 10 towers with ~2.8 mn sq.ft of saleable area
- Total units planned for sale: 3,120 | **2BHK: 2,466; 1BHK: 654**

Q1 Highlights

- **Bookings** in Q1FY22 of 61 units, impacted by local lockdowns for majority of the quarter
- **Cumulative bookings till Jun-21:** 1,448 Units
- **Sales drivers in Q1:** Fast paced construction, active engagement with customers through digital mediums and lower home loan rate
- **Construction linked milestone:** Paid by majority of the customers (~90%)

Construction Update – Current Status



TOWER - 1 : 42nd slab ready to cast



TOWER - 2 : 42nd slab ready to cast



TOWER - 3 : 42nd slab ready to cast



TOWER - 4 : 30th slab WIP



TOWER - 5 : 2nd slab WIP



TOWER - 6 : 2nd slab WIP

Site images

- **Tower 1, 2 & 3:** 42nd floor slab WIP; **Tower 4:** 30th floor WIP
- **Tower 5, 6 & 7–** 2nd floor slab work in progress **Tower 8:** 1st slab WIP
- **Tower 9 & 10:** Columns above foundations WIP

Financial Update – KPI's



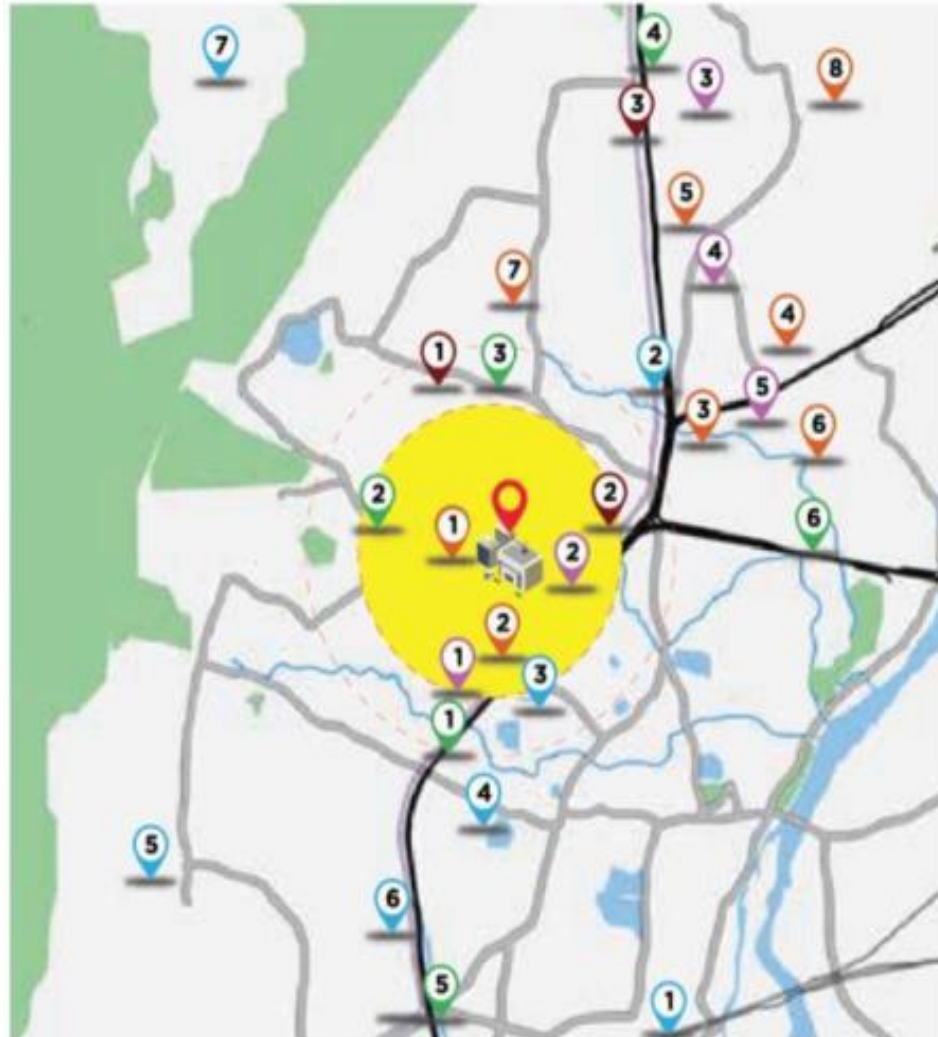
KPI's	Till Mar-21	Q1FY22	Till Jun-21
Bookings:			
No. of bookings	1,387	61	1,448
Area (mn sq. ft.)	1.18	0.06	1.24
Value of Bookings (Rs Cr)	1,324	62	1,386
Customers Collection (Rs Cr)	481	147	628

P&L Snapshot

Particulars (INR Cr)	Q1FY22	Q1FY21	Var
Net Sales	130	5	125
EBITDA	38	(1)	39
<i>EBITDA margin</i>	<i>29.0%</i>	-	

**Revenue recognition based on percentage completion method based on Ind AS 115*

Excellent Connectivity & Eco-system



HOSPITAL

1. Bethany Hospital
2. Jupiter Hospital
3. Titan Hospital



HIGH STREET - SHOPPING

1. Korum Mall
2. Viviana Mall
3. R Mall (Thane)
4. D-Mart
5. Big Bazaar



SCHOOLS

1. Smt. Sunitidevi Singhania School
2. Smt. Sulochanadevi Singhania School
3. C.P. Goenka International School
4. Holy Cross Convent High School
5. Holy Trinity English High School
6. Lodha World School
7. Euro Kids
8. Orchid International School



ROAD

1. Eastern Express Highway
2. Pokhran Road 1
3. Pokhran Road 2
4. Ghodbunder Road
5. Teenhath Naka
6. Mumbai - Nashik Highway



CONNECTIVITY

1. Thane Station
2. Upcoming Metro line 4
3. Cadbury Junction
4. Thane Municipal Corporation
5. Passport Seva Kendra
6. Thane RTO
7. Yeoor Hills



Co- Creators

**Architect
Hafeez
Contractor**
Master Architect



EPICONS CONSULTANTS PVT. LTD

Structural Consultant



Faquih & Associates India
ARCHITECTS

Interior Designer



Construction Contractor


cracknell

Landscape



GODREJ & BOYCE

Green Consultant



Current Status

Current Status of Operations & Outlook

- Witnessing recovery in the primary sales due to phase-wise unlocking of the states with ease of lockdown restrictions and improving status of vaccination. However, concerns of 3rd Covid-19 wave making trade channel cautious in buying large quantities
- Higher presence of TRS in high-street and lower tiers aided moderate recovery despite majority of retail network continue to operate with limited store timings on weekdays and weekend closures impacting footfalls leading to overall slower recovery in sales. Recovery in LFS is low due to continue closure of malls
- Exports market is witnessing recovery in B2B businesses of Garmenting and Engineering businesses of Tools & Hardware and Auto Components with healthy order book as global economies are opening up with steady growth in demand
- Construction activity in our Real Estate business is in full swing in compliance with all the relevant guidelines
- Liquidity: Continued focus on liquidity management through cost reduction initiatives, NWC optimization and capex reduction

Chairman & Managing Director on Q1FY22 performance



Gautam Hari Singhania
Chairman and Managing Director

“The quarter gone by was a difficult one as it was severely impacted by the second wave of pandemic. However, we were able to handle the situation better with past learnings and closed the quarter with higher revenues. The consumer sentiments were seen positive during the month of June with higher number of wedding dates.

We were able to maintain strong profitable momentum in our Engineering business as we focused on the exports as domestic market was impacted due to lockdown. Rapid construction in our Real Estate business is seen as trigger by our consumers and aided the topline. With vaccination drive gaining pace, we are cautiously optimistic of consumer demand picking up with upcoming festival and wedding season.”

Thank You

www.raymond.in

