

TRIDENT/CS/2023

July 21, 2023

**National Stock Exchange of India Limited**

Exchange Plaza, Plot No. C/1, G Block  
Bandra Kurla Complex, Bandra (E), Mumbai – 400 051  
Scip Code: TRIDENT

**BSE Limited**

Phiroze Jeejeebhoy Towers  
Dalal Street, Mumbai – 400 001  
Scip Code: 521064

**Sub: Notice of 33<sup>rd</sup> Annual General Meeting**

Dear Sir / Madam,

The 33<sup>rd</sup> Annual General Meeting ('AGM') of the Company is scheduled to be held on Saturday, the 12<sup>th</sup> day of August, 2023 at 11:00 AM IST through **Video Conferencing ('VC') / Other Audio Visual Means ('OAVM')**, in accordance with the applicable circulars issued by the Ministry of Corporate Affairs and the Securities and Exchange Board of India.

Pursuant to Regulation 29, Regulation 34 read with Regulation 30 and other applicable provisions of SEBI (Listing Obligations and Disclosure Requirements) Regulations, 2015, please find enclosed herewith the copy of the Annual Report for the Financial Year 2022- 23 including BSR and Notice of 33<sup>rd</sup> Annual General Meeting containing all the business to be transacted at the AGM. The same is being circulated to the Members of the Company.

The above documents are also available on the website of the Company i.e. [www.tridentindia.com](http://www.tridentindia.com).

This is for your reference and records.

Thanking you

Yours faithfully,  
For **Trident Limited**

(Hari Krishan)  
**Company Secretary**

Encl: As above

Disclaimer :- The details of the authorised signatories are uploaded on the official website of the Company. You may authenticate the authority of the signatory before relying upon the contents of this communication by visiting <https://www.tridentindia.com/authority-matrix/> or may write to us on corp@tridentindia.com.

21/07/2023

TL/2023/036431



Opportunities

*Unlimited*

# Contents

## CORPORATE

### Overview

02	Leveraging Unlimited Opportunities
06	Global opportunities encourage us to Expand
08	Strengthening Our Business Segments
10	Chairman Emeritus's Message
12	Transforming With Time, Embracing Opportunities Globally
14	Financial Highlights
16	Amplifying Value With Sharper Focus on Opportunities
18	Macro Economic Trends That Drive Our Business
20	Awards & Credit Ratings
21	Our Future Prospects
22	Strengthening Our Esg Commitment to Deliver Long Term Value
26	Chairman Emeritus & Board of Directors

## MANAGEMENT

### Reports

28	Management Discussion and Analysis
38	Business Responsibility & Sustainability Reporting
77	Directors' Report
95	Corporate Governance Report

## FINANCIAL

### Statements

114	Standalone Financial Statements
205	Consolidated Financial Statements



You can also find this report online on:  
[www.tridentindia.com](http://www.tridentindia.com)

#### Forward-Looking Statement

Some information in this report may contain forward-looking statements which include statements regarding Company's expected financial position and results of operations, business plans and prospects etc. and are generally identified by forward-looking words such as "believe," "plan," "anticipate," "continue," "estimate," "expect," "may," "will" or other similar words. Forward-looking statements are dependent on assumptions or basis underlying such statements. We have chosen these assumptions or basis in good faith, and we believe that they are reasonable in all material respects. However, we caution that actual results, performances or achievements could differ materially from those expressed or implied in such forward-looking statements. We undertake no obligation to update or revise any forward-looking statement, whether as a result of new information, future events, or otherwise.

# Unlimited

opportunities around the world encourage us to explore new markets and create differentiation across our brands and products.

Unlimited opportunities around the world encourage us to explore new markets and create differentiation across our brands and products.

We have embarked upon an exciting journey of value-addition, with the aim of making Trident a national brand and also we are gradually adopting industry 4.0 practices.

We are one of the largest players in terms of Terry Towel capacity and also in Home Textile space in India. On the other hand, we continue to maintain one of the highest operating margins among listed players in the paper sector in India.

Our future capex plans will help us leverage more opportunities, synergies and address the growing demand for our products and brands.

LEVERAGING UNLIMITED

# Opportunities

**Trident** is a leading manufacturer of integrated home textiles with a 30+ year track record



Trident Limited is the flagship Company of Trident Group, an Indian business conglomerate and a global player. Trident Limited is a vertically integrated textile (Yarn, Towel & Bedsheets) and Paper (Wheat Straw-based) manufacturer. Trident's towel, yarn, bed sheets and paper businesses have earned global recognition and are delighting millions of consumers across India and the world. Trident is one of the largest players in home textile in India. Supplying national, captive, and retailer owned brands, the organization is highly decorated with awards from its customers, vendors, and various government entities in recognition of advancing the highest standards in product quality, social responsibility, and environmental stewardship.

The Company operates in four major business segments: Yarn, Towel, Bedsheets and Paper & Chemicals with its manufacturing facilities located in Punjab and Madhya Pradesh.

**Key highlights**

**~100**

Countries

**46+**

E-com website presence

**53%**

Exports

**13,750**

Employees

**₹62,913 Million**

Total Income

**₹9,418 Million**

EBITDA

**₹6,553 Million**

Free Cashflow

**19+ Lakh**


Shareholders

## World's largest

wheat straw-based paper manufacturer

**#1**

in North India for branded copier segment





## Vision

Inspired by challenge,  
we will add value to life,  
and together, prosper  
globally

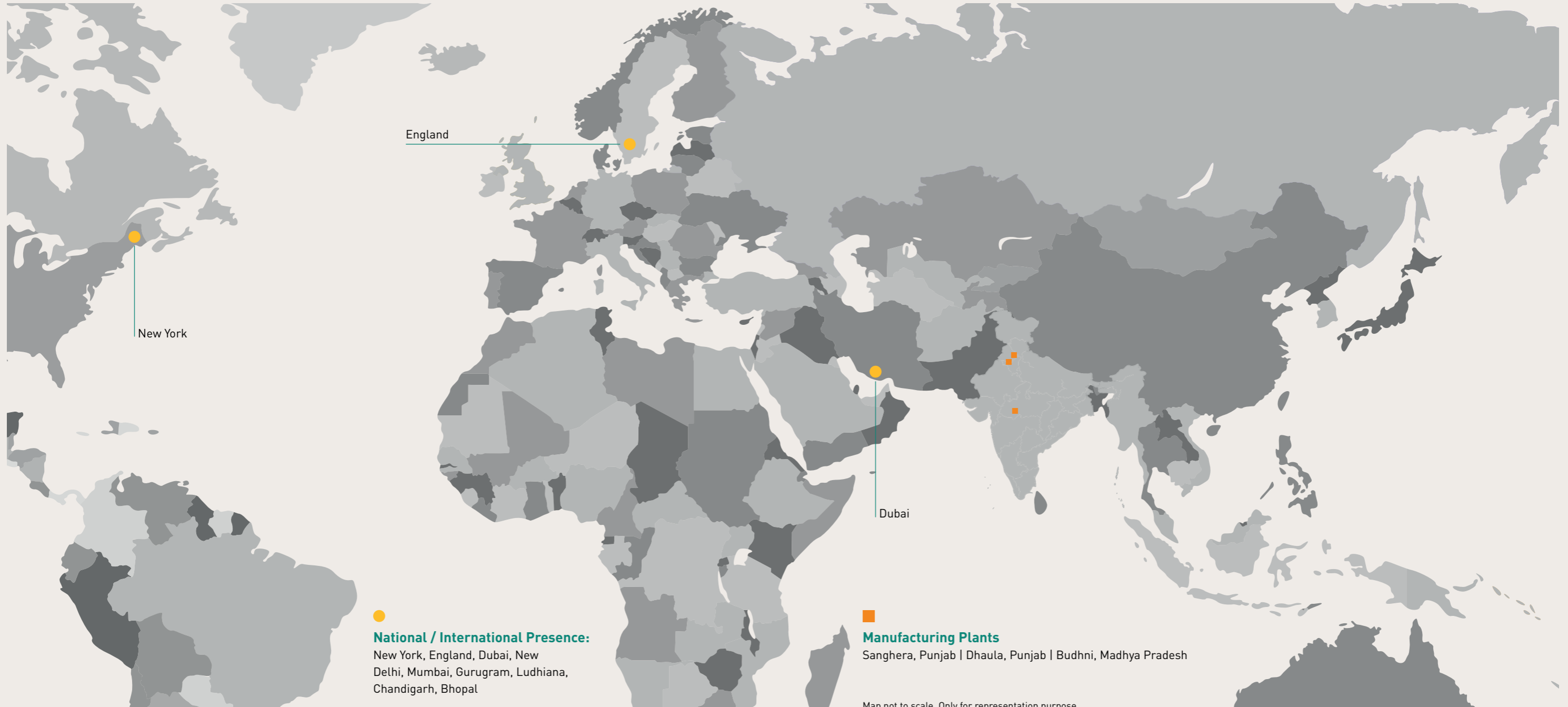
### Investor Information (as at March 31, 2023)

<b>BSE Ticker</b> 521064	<b>Market Cap</b> (in million) ₹142,433
<b>NSE Ticker</b> Trident	<b>Outstanding shares</b> (in million) ₹5096
<b>Bloomberg code</b> TRID:IN	<b>Face value per share</b> ₹1
<b>Reuters</b> TRIE.NS	<b>52 week low/high</b> ₹25.10 / ₹49.50
<b>Market Price</b> ₹27.95	

GLOBAL OPPORTUNITIES ENCOURAGE US TO

# Expand

With a global footprint that reaches far and wide, we have established a strong presence in key markets around the world. Our wide-ranging geographical reach enables us to understand and cater to the unique needs and preferences of each region, ensuring that we deliver exceptional products and services.



Map not to scale. Only for representation purpose

**STRENGTHENING OUR BUSINESS**

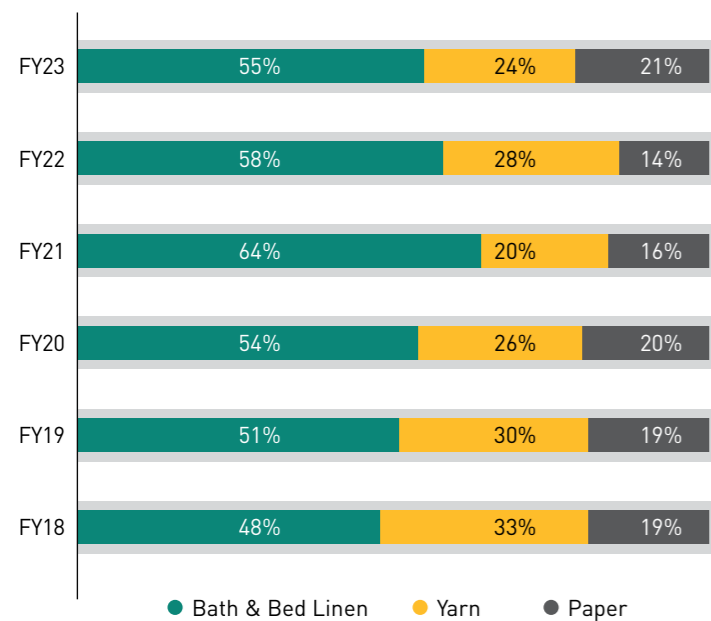
# Segments

**At Trident, we prioritise providing our clients with best-in-class products. We continually design our products to meet the evolving preferences of consumers and their varied lifestyles. Our product range includes high-quality yarns, sophisticated bed and bath linens, and eco-friendly paper, all crafted to meet the highest standards of sustainability and durability.**

We have invested in brand-building and promotional activities to strengthen our visibility and expand our reach. This has resulted in global recognition for our brand's quality and sustainability commitments. Our efforts have also helped us to establish a loyal customer base worldwide. Our focus on delivering high-quality products and building a strong brand identity have been critical to our success.

At Trident, we have made significant strides in domestic and international markets with a strong distribution network and innovative sales strategies. Multi-brand shops, shop-in-shop concept, and long-standing partnerships deepen our customer engagement and expand reach. Alliances with major online companies meet changing customer demands.

**Revenue Split between segments**





## Chairman Emeritus's

## Message

### Dear Shareholders

Hope you all are in good health and leading a secure life. Talking about this past year takes me back to the older days of Trident where any challenge was an opportunity. In the year 2022-23 we came up with the fundamental, "Opportunities Unlimited". Trident has always focused on having young talent, providing them with opportunities that are not limited to specific roles rather than pushing them to spread their wings towards our philosophy of Earn. Learn. Grow.

As we embark to make Trident one of India's most trusted brands, we are focusing more on ESG through decreasing our carbon footprint, innovating and adapting to sustainable alternatives, Global Branding and Expanding our capabilities on the digital front. Achieving these would cater to our fundamental pillars of Great Place to Perform, Digital Trident & Global. Global Brand making us holistically more efficient and taking us a step closer towards excellence. It is imperative that our growth should be maximized in order to positively impact our stakeholder groups and we promise to create more opportunities at Trident than ever.

I assure all of you that we will reach the zenith of success with our passion to transform the world's largest to the world's finest!

Here's to a year full of Opportunities Unlimited!

Regards,

Rajinder Gupta  
 Chairman Emeritus



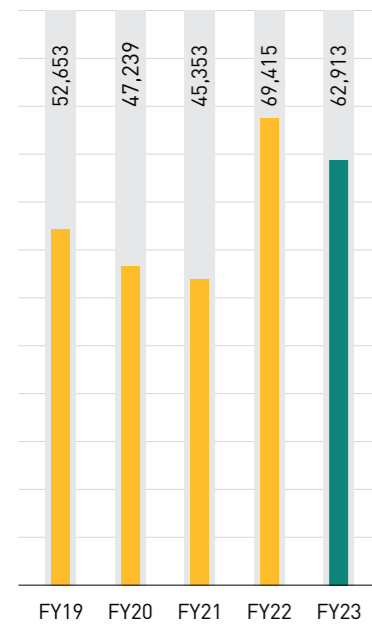
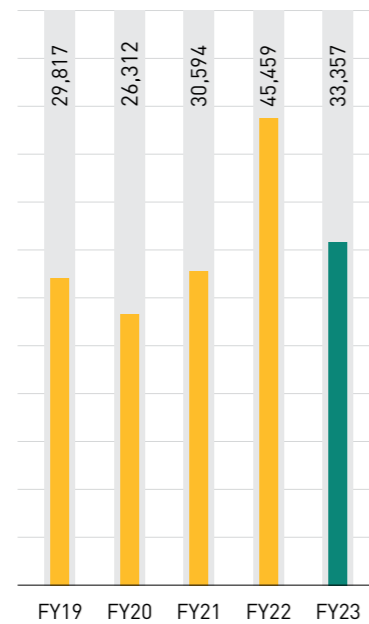
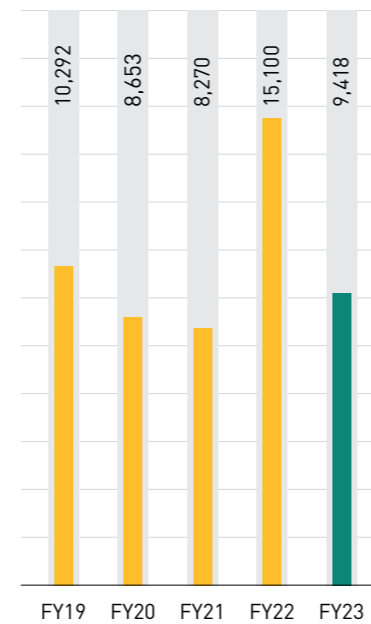
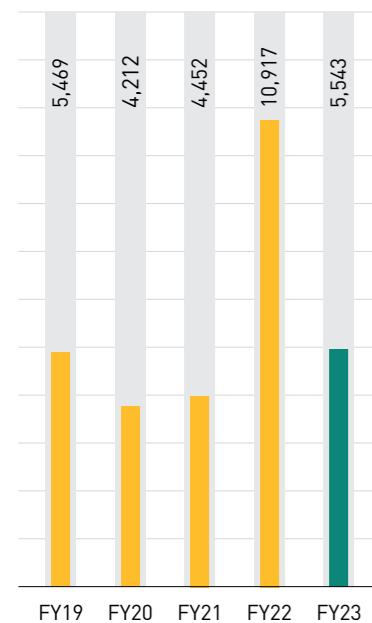
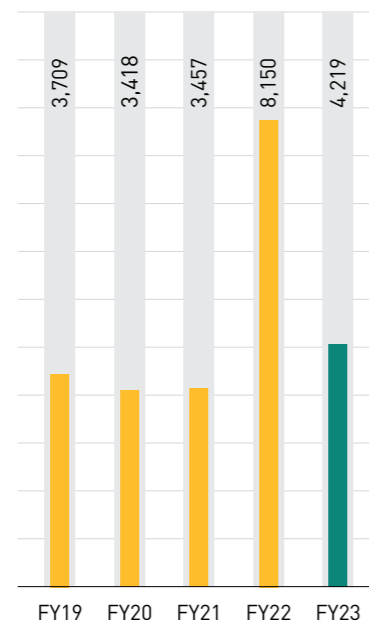
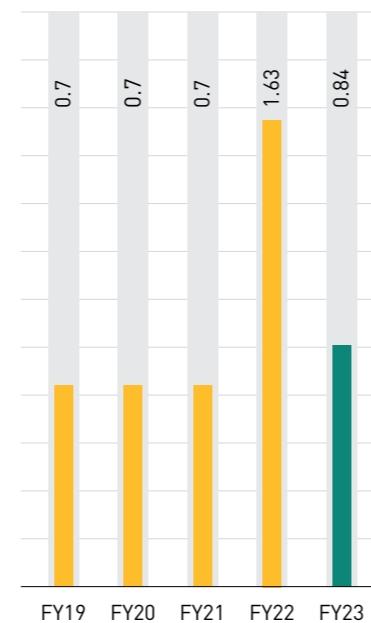
TRANSFORMING WITH TIME, EMBRACING OPPORTUNITIES

Globally



## FINANCIAL

# Highlights

**Total Income**  
 (₹ in million)

**Exports**  
 (₹ in million)

**EBITDA**  
 (₹ in million)

**PBT**  
 (₹ in million)

**PAT**  
 (₹ in million)

**EPS**  
 (₹ per share)


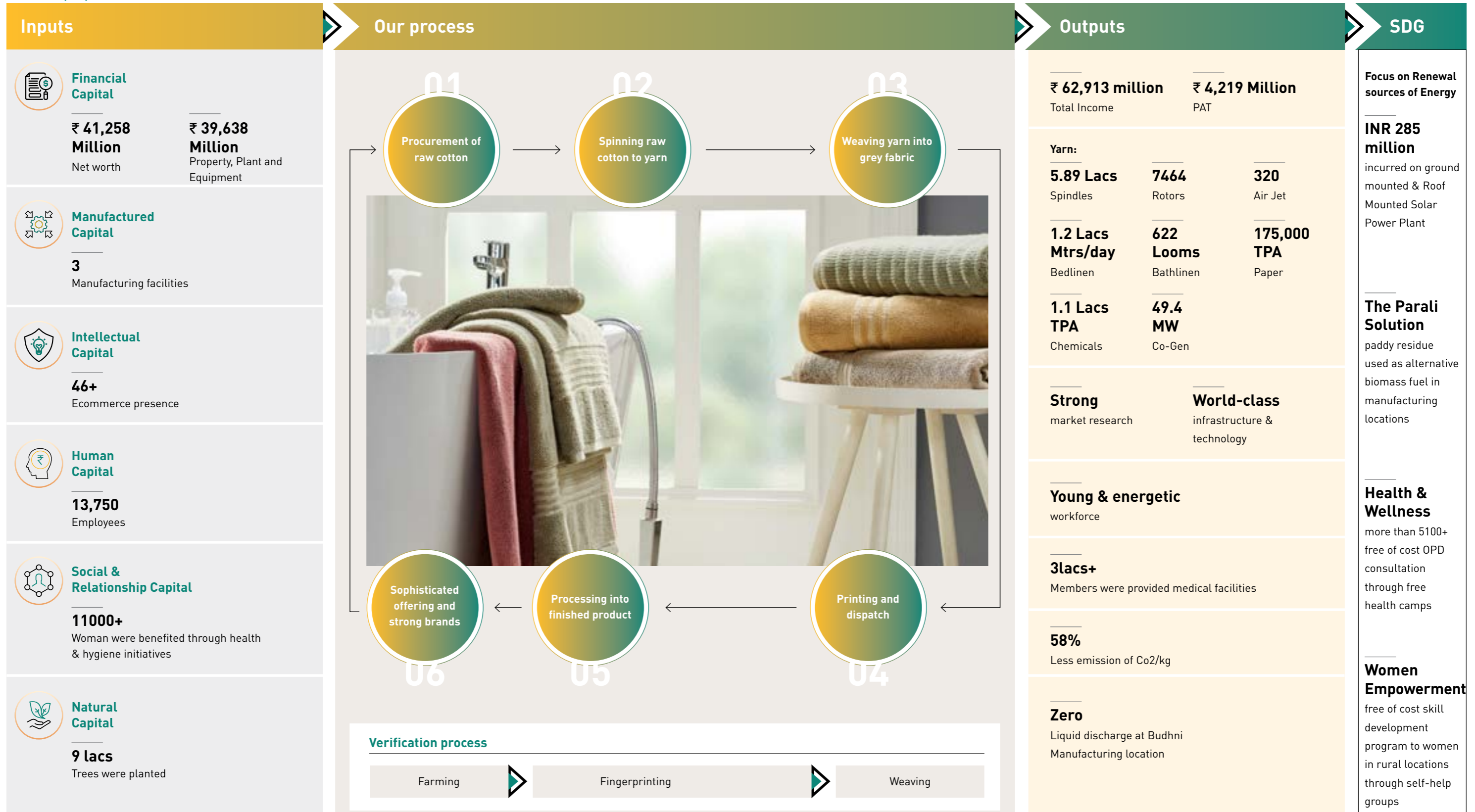
## 10-year Highlights

Particulars	unit	FY 23	FY 22	FY 21	FY 20	FY 19	FY 18	FY 17	FY 16	FY 15	FY 14
TOTAL INCOME	(million)	62,913	69,415	45,353	47,239	52,653	46,403	47,729	37,441	38,158	38,689
EXPORTS	(million)	33,357	45,459	30,594	26,312	29,817	24,645	26,665	21,500	21,348	20,847
EBITDA	(million)	9,418	15,100	8,270	8,653	10,231	9,140	9,919	7,635	6,951	7,439
PAT	(million)	4,219	8,150	3,457	3,418	3,709	2,658	3,370	2,423	1,178	1,970
NETWORTH	(million)	41,258	37,972	33,166	29,669	29,313	26,934	25,071	24,756	22,021	9,309
PROPERTY, PLANT & EQUIPMENT	(million)	39,638	36,202	36,979	35,734	36,725	38,517	41,274	46,930	36,812	17,912
GROSS DEBT	(million)	13,741	15,706	15,355	19,518	24,357	27,978	28,494	34,427	26,504	18,623
NET DEBT	(million)	10,225	12,972	14,232	16,145	24,106	26,210	27,121	33,608	26,361	18,223
LONG TERM DEBT	(million)	8,043	3,097	3,019	10,509	12,938	16,894	20,456	21,365	13,961	7,659
EBITDA MARGIN	(%)	15%	22%	18%	18%	20%	20%	21%	20%	18%	19%
NET DEBT-EQUITY RATIO	(Times)	0.25	0.34	0.42	0.54	0.82	0.97	1.08	1.36	1.20	1.96
NET DEBT TO EBITDA	(Times)	1.09	0.86	1.72	1.87	2.35	2.87	2.74	4.40	3.79	2.45
EPS <sup>#</sup>	₹	0.84	1.63	0.70	0.70	0.70	0.50	0.70	0.50	0.20	0.60
CASH EPS <sup>#</sup>	₹	1.46	2.25	1.30	1.30	1.40	1.30	1.50	1.10	0.90	1.50
BOOK VALUE/SHARE <sup>#</sup>	₹	8.24	7.45	6.50	5.80	5.80	5.30	4.90	4.90	4.30	3.00
ROCE	(%)	11.5%	20.0%	10.1%	10.8%	12.3%	9.2%	10.8%	7.2%	7.7%	19.0%
DIVIDEND	(%)	36%	36%	36%	36%	30%	15%	15%	9%	6%	3%
DIVIDEND PAYOUT RATIO	(%)	43%	22%	53%	65%	50%	35%	27%	24%	29%	8%

# Figures have been adjusted to Stock-split/Sub-Division in order to make them comparable.

**AMPLIFYING VALUE WITH SHARPER FOCUS ON**

# Opportunities



## MACRO ECONOMIC TRENDS THAT DRIVE OUR

# Business



### Affordable manufacturing

At Trident, we have gained a competitive advantage through our cost-efficient production methods. With competitive costs of labour, power and raw materials, we have been able to offer products at a competitive price point without compromising on quality.

To further enhance our production capabilities, we have leveraged the Textile Upgradation Fund (TUF) to access advanced technology. This has enabled us to improve our efficiency, quality, and capacity, allowing us to meet the growing market demand.

Trident's competitive cost of production, access to advanced technology through TUF, and commitment to sustainability have given a distinctive edge in the market. These factors have contributed to the growth and expansion, both nationally and internationally, and have enabled us to maintain our position as a leading industry player.



### Favourable Government Policies

A strong focus on the 'Make in India' aims to promote local manufacturing and reduce the dependence on imports. We have established a robust domestic manufacturing presence, with state-of-the-art production facilities in Punjab and Madhya Pradesh. This emphasis on local production has also enabled us to offer competitive pricing for our products, helping us to establish a strong foothold in both domestic and international markets.

In addition, we have taken advantage of different government schemes to enhance our exports, including the Merchandise Exports from India Scheme (MEIS), which provides incentives for exporters. We have also taken advantage of the Scheme for the Establishment of Mega Textile Parks, which provides financial assistance to set up large-scale textile manufacturing facilities.



### Textiles: A dominant industry

India's textile industry is a significant player in the global market, backed by a strong raw material base and robust manufacturing capabilities across the value chain. The sector provides employment to an enormous workforce of 45 million people. The Government of India has been extending strong support to the industry through favourable policies, incentives, and schemes aimed at promoting growth and development.

These measures have encouraged both domestic and foreign investment in the sector, driving Trident's expansion and evolution. The government has also been proactive in addressing various challenges faced by the industry, such as infrastructure constraints and regulatory compliance. Overall, the government's commitment to the textile sector has been instrumental in boosting the sector's competitiveness and strengthening its position as a global manufacturing hub.



### Experienced and trained workforce

India has a large and youthful population, which provides a vast pool of skilled and talented workers. The country's workforce is competitive, although the cost of labour has been increasing in recent years due to various factors such as inflation, increased demand, and regulatory changes. Despite these challenges, India's workforce remains one of its key strengths, with a high level of education and technical expertise. With a growing emphasis on skill development and vocational training programmes, India's workforce is expected to become even more competitive in the coming years, providing a significant advantage for businesses operating in the country.



### Cotton quality and availability

India is the largest cotton producer, and the quality of Indian cotton is renowned for its longer staple and fine texture. This has resulted in a surplus of cotton that is available for export, making India a significant player in the global cotton market. With a vast production capacity, India is well-positioned to meet the demand for cotton in various industries. The surplus availability of high-quality cotton has also contributed to the growth of the textile industry in India. The textile sector is one of the largest employers in the country and plays a crucial role in the country's economy. The availability of quality cotton has helped the industry to produce high-quality textiles that cater to both domestic and international markets.



### Backward integration with yarn

Trident's emphasis on maintaining high-quality standards and traceability of origin has enabled it to achieve a lower variance in profitability. By adopting backward integration with yarn, the company has been able to hedge against raw material price fluctuations, ensuring consistent delivery of products. Moreover, Trident's commitment to maintaining high-quality standards has helped it to maintain customer loyalty and brand reputation.

With traceability of origin, the Company is able to provide customers with reliable and transparent information about the products they are purchasing, thereby enhancing customer trust. Overall, Trident's emphasis on quality, consistency, and traceability has helped to create a sustainable business model that delivers long-term value to customers and stakeholders.



### Investment-friendly environment

India's stable democracy and proficiency in global languages make it a welcoming environment for international businesses. Our country has embraced evolving practices that align with multinational corporations (MNCs), demonstrating a willingness to adapt to global standards. This, in turn, has attracted many foreign companies to invest in India, leading to a rise in collaborations and joint ventures. The government of India has also been taking various initiatives to improve the ease of doing business, such as simplifying regulations and streamlining procedures.


These measures have resulted in significant improvements in India's ranking in the World Bank's Ease of Doing Business Index in recent years. Additionally, the government's policies which are aimed at promoting foreign investment have led to increased participation from international players in various sectors, including textiles. As a result, the country has emerged as a hub for foreign investment and a preferred destination for global companies looking to expand their businesses.

# Awards



## CREDIT

# Ratings



## OUR FUTURE

# Prospects

**We are poised to seize new opportunities and drive business growth through strategic capital expenditure (capex) plans. These plans are designed to leverage our business expertise and capture synergies that will propel us to new heights of success.**

With a clear focus on innovation, operational excellence, and customer satisfaction, Trident is well-positioned to navigate the ever-changing market dynamics and emerge as a leader in our industry. Our capex initiatives will not only enhance our capabilities but also strengthen our competitive advantage, ensuring a promising future for Trident.

### Products that our patrons adore



**STRENGTHENING OUR ESG COMMITMENT TO DELIVER**

# Long term value



**Water Management**

At Trident, we recognize the crucial role that water plays as a natural resource and we are committed to its conservation. In order to achieve this, we have invested in state-of-the-art wastewater treatment facilities that utilize the latest technology and have the largest capacity in the world. This enables us to recover water from waste streams and recycle it back to our production units, minimizing our dependence on natural water resources.

Additionally, we have upgraded our sewage treatment facility to cater to the needs of water for plantation and to develop green belts within the Trident campus. Our focus on water conservation is a key component of our larger environmental strategy, which aims to combat global warming, reduce emissions, and protect natural resources through a range of engineering and management solutions.

Trident's efficient water management practices have resulted in an impressive 95% water recovery rate, consuming 15% less water compared to the industry benchmark of 50 meters/cubic per ton. The zero liquid discharge mechanism covers 100% of our towel and sheeting processing at Budhni location.



**Energy management**

Our Company recognizes the crucial role of energy conservation in mitigating the adverse impact of global warming and climate change. Therefore, we place a high priority on implementing energy-efficient practices across our operations. We have adopted various measures to reduce our carbon footprint and minimize our energy consumption.

We are utilising renewable energy sources such as a solar plant to reduce our carbon footprint and rely on non-renewable energy sources. The solar plant has significantly reduced our energy consumption and helped us in achieving our sustainability

goals. We continuously explore innovative and sustainable energy solutions to reduce our environmental impact and ensure a sustainable future.

**17.8 MW**

Captive solar power plant





### Reducing emissions

Our Company is fully committed to reducing our environmental impact and we take the necessary steps to achieve this goal. We have adopted various measures to accurately measure our carbon footprint and implement effective strategies to mitigate our impact. Our efforts include reducing energy consumption, promoting sustainable practices, and implementing eco-friendly technologies.

To reduce the impact of climate change, tree plantation is being done. Trees absorb carbon dioxide from the atmosphere and

store it in their biomass, reducing the concentration of greenhouse gases that contribute to climate change. Additionally, trees release oxygen as a byproduct of photosynthesis, which helps improve air quality and help in reduction of emissions.

**Over 9 lacs trees**

**Planted to reduce the impact of climate change**

Certified by Carbon Footprint for releasing approximately 58% less emission of Co2/kg with the use of wheat straw paper vs wood pulp.

We are committed to making a positive societal impact through initiatives that focus on transforming the lives of individuals and communities. Our efforts are geared towards several important causes that are particularly close to our hearts. We are dedicated to improving access to education, empowering women, promoting healthcare, creating sustainable livelihoods, supporting de-addiction programmes, and reducing our carbon footprint.

### Uplifting the differently-abled

We are committed to uplifting differently-abled individuals through our initiatives at the Takshashila Academy. Through our short and long-term skill development programmes, we have impacted the lives of many young people with disabilities, equipping them with valuable skills for a brighter future.

By providing sponsored education to 900+ students and supplying books to 10,000+ children, we ensure that differently-abled individuals have access to quality education and resources. Our aim is to empower them with the necessary tools and knowledge to overcome challenges and thrive in their personal and professional lives.

**10000+**

**Young people were benefited**



### Empowering farmers

At Trident, we have successfully motivated farmers to sell their wheat straw waste, instead of resorting to burning it in open fields. By creating awareness about the harmful effects of burning agricultural waste, we have encouraged farmers to adopt sustainable practices that not

only benefit the environment, but also contribute to their own economic well-being. Through village cluster adoption, we have reached out to 200 villages, engaging 26,500+ hectares of land in this initiative. By providing the necessary inputs and support, we have empowered farmers to turn their agricultural waste into a valuable resource, unlocking new income streams and promoting a cleaner and healthier environment for all.

**17,498**

**Farmers were benefited**



### Women Empowerment

We are deeply committed to women empowerment and have made significant strides in this area. Through our health and hygiene initiatives, we have positively impacted the lives of women, promoted their well-being and enabled them to lead healthier lives. Additionally, our sewing centres in five villages have become hubs of empowerment, offering handicraft training to women and equipping them with valuable skills for self-sufficiency. Through our Hastkala initiative, we have reached out to 200+ families, providing them with sustainable livelihood opportunities and fostering economic independence.

**11000+**

**Women were benefited**



### Promoting healthy lifestyle

We are dedicated to promote a healthy lifestyle with our initiatives to raise awareness about the harmful effects of single-use plastic. We aim to educate and encourage the adoption of sustainable alternatives, reducing plastic waste and preserving our environment. Our commitment extends to improving sanitation practices, as we have constructed toilets for more than 2000 individuals, discouraging open defecation and promoting hygiene. Moreover, by providing drinking water facilities to over 18500 people, we prioritize their health and well-being, ensuring access to clean and safe water.

**5000**

**Families refused single use of plastics**



### Medical facilities

We are committed to provide medical facilities and healthcare services to our community. Through our Mega Medical Camps and Mobile dispensaries, we have been able to benefit individuals, ensuring they have access to essential medical care. Our Madhuban Hospital plays a vital role in delivering affordable healthcare services to more than 18,080 families, ensuring that quality medical care is accessible to all. Additionally, we have served 13,070 patients by providing specialized ophthalmologist services, prioritizing the well-being of our community's vision health.

**3 Lakhs +**

**Individuals were benefited**

### Governance

We believe that effective governance is the cornerstone of our success. With a robust and transparent governance structure in place, we ensure that our operations are conducted in a responsible, ethical, and compliant manner. Our commitment to good governance is reflected in our decision-making processes, which are guided by integrity, accountability, and a focus on long-term sustainability. We prioritize the interests of our stakeholders, including shareholders, employees, customers, and the communities we serve, by maintaining strong governance practices that foster trust, transparency, and fairness. Through our commitment to sound governance principles, we strive to uphold the highest standards of corporate conduct and create value for all our stakeholders.

### Achievements

Received **NATIONAL AWARD for EXCELLENCE** in corporate governance

Twice ranked among the **TOP 25** Indians Corporates for adopting good corporate governance

Thrice received **NATIONAL RECOGNITION** for corporate governance

## CHAIRMAN

# Emeritus

**Mr. Rajinder Gupta**

Mr. Rajinder Gupta is the Founder of Trident Limited and had been Managing Director of the Company from 1992 to 2012. Mr. Gupta is a first generation entrepreneur having rich & varied exposure of promoting industrial ventures over last three decades. He is the person behind the stupendous growth of the Trident Group. His business acumen, foresightedness and integrity have led Trident Group to prosper globally and reach zenith. Mr. Gupta has been awarded with the prestigious 'Padmashree' title by Late Dr. APJ Abdul Kalam, the then President of India, in 2007, in recognition of his distinguished services in the field of trade and industry. He has also been awarded 'PHD Chamber of Commerce Distinguished Entrepreneurship Award' by The President of India and also conferred with the 'Udyog Ratna' award by PHD Chamber of Commerce and Industry.

## BOARD OF

# Directors

**Mr. Rajiv Dewan**  
(DIN 00007988)

Mr. Rajiv Dewan is a Fellow Member of the Institute of Chartered Accountants of India and is a practicing Chartered Accountant. He possesses rich and varied experience in Tax Planning, Management Consultancy, Business Restructuring, Capital Market Operations, SEBI-related Matters and other corporate laws. Prior to starting his own practice, Mr. Dewan worked in senior positions in renowned textile companies.

**Mr. Anthony De Sa**  
(DIN 05290160)

Mr. Anthony De Sa completed his Post Graduation in Economics and Environmental Sciences from Harvard University, USA and is a fellow Member of the Royal Institution of Chartered Surveyors, London.

During his professional tenure, Mr. De Sa has served to various eminent Authorities. Mr. De Sa has served as Chief Secretaries of Madhya Pradesh and also appointed as Chairman of the Real Estate Regulatory Authority of MP. He has also rendered his professional services to the Government of India in the Ministry of Commerce & Industry as Joint Secretary and in the Ministry of Environment & Forests and Controller of Bhabha Atomic Research Centre (BARC), Mumbai as Director.

He got deputed to the United Nations as a Director of the UNIDO Centre for South-South Industrial Cooperation for five years. He was the reputed member of the CII National Committee for Technology & Innovation and currently serving as Chairman, Advisory Board of the Wildlife Fund for Nature (WWF) for Madhya Pradesh and Chhattisgarh.

**Ms. Usha Sangwan**  
(DIN 02609263)

Ms Usha Sangwan, holds a Master's Degree in Economics and a Post Graduate Diploma in Human Resource Management. She has 37 years of work experience with LIC of India including more than 30 years of Board level experience in reputed companies like Axis Bank, BSE Limited, Grasim Industries, Ultratech Cements, Ambuja Cement, Voltas, LIC, LIC Housing Finance, GIC RE of INDIA, LIC Baharain, Singapore, Nepal, SRI Lanka etc. She has been awarded the "Women Leadership Award" in BFSI sector by Institute of Public Enterprise and "Brand Slam Leadership Award" by CMO Asia for her excellent contribution to LIC. She has featured in FORBES amongst 50 top business women of South East Asia and been Awarded most powerful business woman award by Business Today for three consecutive years.

**Prof. Rajevee Ahuja**  
(DIN 09196228)

Prof. Rajevee Ahuja, is one of the most highly cited researchers in Sweden & India. He has been associated with Indian Institute of Technology (IIT) Ropar as Director and Professor of Computational Materials science at Uppsala University, Sweden. He holds a Ph.D. from IIT Roorkee. He has published 1070 scientific papers in peer reviewed journals. He been awarded the Wallmark prize for 2011 from KVA [Royal Swedish Academy of Sciences] and has previously received the Eder Lilly & Sven Thureus prize and the Benzelius prize from KVS. He was been awarded best alumnus award from IIT Roorkee for excellence in research for 2021. He is Fellow of Royal Society of Chemistry (FRSC), London & Elected Fellow of American Physical Society (APS). Prof. Rajevee Ahuja is an elected member of the Swedish Royal Society of Sciences [KVS] & was on the board of the European High Pressure Research Group as well as of the executive board of the International Association for the Advancement of High-Pressure Science and Technology.

**Mr. Raj Kamal**  
(DIN 07653591)

Mr. Raj Kamal is an accomplished leader with over 25 years of track record of operating, consulting, and investing in financial services and tech-enabled businesses coupled with the unique experience of having operated across geographies - India, Asia Pacific, Europe, LatAm, Middle-East & Africa. Mr. Raj Kamal started his career as an IAS officer before taking on the leadership roles at multiple prestigious institutions like McKinsey & Company, PayU [a Naspers company]. OYO Hotels & Homes. He is the Founder and CEO of Blockchain based Startup in USA and also serves as Independent Director in Life Insurance Corporation of India.

**Mr. Deepak Nanda**  
(DIN 00403335)

Mr. Deepak Nanda possesses more than three decades of experience in Business Development, Client Relationship, Contract Negotiations, Project Implementation and Delivery, improving the Efficiency and Effectiveness of businesses.

He has vast experience in working closely with different State Governments, PSUs, boards and corporations, educational institutions in North-West India helping them develop e-governance strategies, IT roadmaps, deploying key solutions and facilitating change management. He holds a Master of Science in Chemistry from the Panjab University, Chandigarh and has also participated in the Programme on Strategic IT Outsourcing at the Indian Institute of Management, Ahmedabad. In addition, he is the Chairman of the District Cricket Association, Barnala.





## Management Discussion and Analysis

### Global economic overview

The global economy faced numerous headwinds such as the food and energy crises in Europe, rising inflation, tight financial conditions, and rising commodity prices during FY23. The conflict between Russia and Ukraine has exacerbated the problem, as has the resurgence of COVID-19 in China. Muted consumer demand and rising prices are affecting 2023 growth prospects. Policy paths in major economies may diverge, leading to US dollar appreciation and cross-border tensions. Energy and food price shocks may also increase inflationary pressures.

However, the IMF's forecast indicates that EMDEs will grow at a 5.3% rate in 2023, reflecting the fact that the region's economic challenges are starting to subside. The aim of global central banks is to improve sentiment while continuously monitoring liquidity positions.

The proper calibration of monetary policy, the outcome of the war in Ukraine, and the likelihood of additional supply-side shocks due to the pandemic, however, will have a significant impact on how the world economy grows.

### Outlook

Advanced economies are expected to slow down in the upcoming fiscal, however, a fall in inflation following a peak in 2022 and adjustments to initial energy crisis are expected to cause the global economic growth of 2.9%<sup>1</sup> in 2023.

This would be led by emerging economies like China and India, which are anticipated to have stronger growth. It is predicted that worldwide inflation will decline from 6.6% in 2023 to 4.3%<sup>2</sup>

in 2024 because of policy interventions by major central banks and declining global oil prices.

Non-fuel commodity prices are predicted to fall by an average of 6.3% in 2023 expecting to feed into the existing demand and creating more demand, contributing to the growth of the global economy.<sup>3</sup>

Strong labour markets and robust wage growth may gradually strengthen consumer demand, while easing supply chain disruptions could help cool inflation and limit the need for further monetary tightening measures.

### Indian economic review

Despite a grim global outlook, the Indian economy recorded a growth of 7.2%, reveals the NSO. Banks and the corporate sector both displayed healthy balance sheets, indicating an elevated credit demand. This recovery was considerably facilitated by the Central Government's significant boost in capital expenditure.

Government initiatives, including the PM Gati Shakti - National Master Plan, the National Monetisation Plan (NMP) and the Production-Linked Incentive (PLI), are expected to foster economic growth, going forward. The Reserve Bank of India (RBI) has also exercised prudent and proactive measures to ensure financial stability and address liquidity constraints.

Private consumption in FY23 is projected to have clocked a growth rate of 7.7%. The surge in private consumption has also fuelled production activities, leading to higher capacity utilisation across various sectors.<sup>4</sup>

### Outlook

Strong domestic demand, rising employment indicators, reducing inflationary pressures, and a high corporate sector debt profile augur well for the domestic economy's growth in the years ahead. As the current account deficit is expected to decrease from the beginning of the year, it would provide a larger safety buffer for capital expenditures, the macroeconomic stability is predicted to further improve in FY23 providing the government more flexibility in managing unforeseen risks and more financial resources to cover unforeseen costs.<sup>5</sup> The trends suggest that India's economy is on an upward trajectory, and the country is well-positioned to continue its growth despite global turbulence.

<sup>1</sup> IMF, World Economic Outlook, April 2023

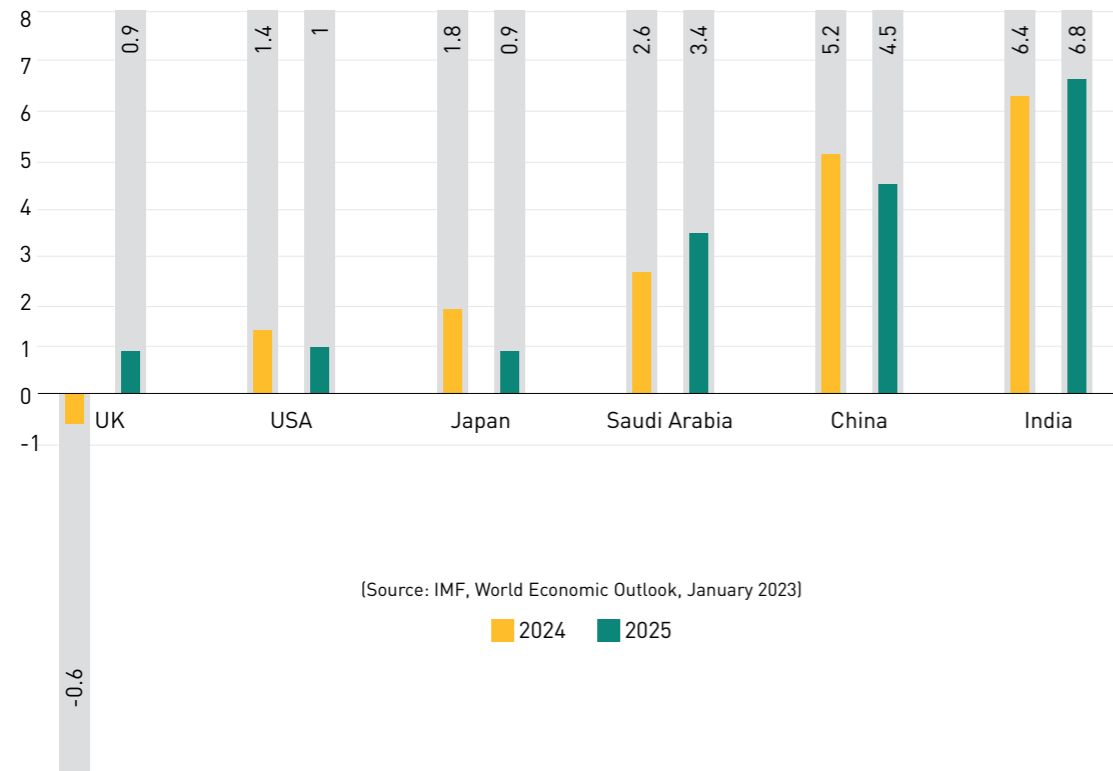
<sup>2</sup> <https://www.imf.org/en/Publications/WEO/Issues/2023/01/31/world-economic-outlook-update-january-2023#:~:text=Global%20inflation%20is%20expected%20to,since%20the%20October%202022%20WEO>

<sup>3</sup> <https://market-insights.upply.com/en/economic-outlook-gloomy-indicators-for-the-start-of-2023>

<sup>4</sup> <https://www2.deloitte.com/us/en/insights/economy/asia-pacific/india-economic-outlook.html>

<sup>5</sup> [https://dea.gov.in/sites/default/files/Monthly%20Economic%20Review\\_Feb%202023.pdf](https://dea.gov.in/sites/default/files/Monthly%20Economic%20Review_Feb%202023.pdf)

### GDP projections (%)



### Textile industry overview

#### Global textile market

Global trade, supply chain digitalisation, and the growth of e-commerce are among the key forces determining the market's growth. However, it is important to note that recent shifts in the market dynamics have affected certain countries, particularly China. As the world's leading textile exporter, China has experienced a decline in trade due to heightened concerns about cotton sourcing, with customers becoming more cautious. This shift in sentiment has prompted a reduced reliance on China, following the US embargo on Xinjiang cotton. Consequently, it has created a favourable environment for other nations such as India, Bangladesh, and Vietnam to capitalise on the situation by ramping up their production and expanding exports in the textiles and apparels sector.

The global textile market grew from \$573.22 billion in 2022 to \$610.91 billion in 2023, at a CAGR of 6.6%, and is projected to reach \$755.38 billion in 2027 at a CAGR of 5.5%.<sup>6</sup>

#### India's textile market

The textile sector is one of the largest employers in the nation, employing an estimated 45 million people directly, including a significant percentage of women and rural residents. The value chain of the textile industry is complex and extends from fibre through ready-to-wear clothing. With a sizeable raw material base and manufacturing strength across its value chain, it is also one of the largest in the world.

Looking at the potential of the industry, the Indian government has launched various programmes to support domestic textile producers. Under the broad objectives of several government policy programmes, including 'Skill India' and 'Make in India', the government is encouraging investment in this area, which will generate more employment, enterprises, and chances for skill development. The government has launched various schemes such as Scheme for Capacity Building in Textile Sector (SAMARTH), Amended Technology Up-gradation Fund Scheme (ATUFS), Production Linked Incentive (PLI) Scheme, PM Mega Integrated Textile Region and Apparel (PM MITRA), Integrated Processing Development Scheme (IPDS) to increase capacity, investments and job opportunities in the industry.<sup>7</sup>

To boost the productivity of the sector, the central government increased the budget allocation of ministry of textiles from ₹ 3,579.61 crores in the previous fiscal to ₹ 4,389.34 crores in the current fiscal in the Union Budget 2023-24. It aims to increase coordination between farmers, the State, and industry for input supply, extension services, and market links. Additionally, to

#### Growth drivers<sup>8</sup>

1. Competitive manufacturing costs and organized retail landscape & e-Commerce
2. Presence of entire value chains and large and growing domestic market
3. Increased focus on technical textiles due to growth of end-user industries
4. Presence of world class infrastructure and modern production process.

improve credit availability for capital expenditure in the industry, the budget proposed allocating ₹ 900.0 crores for the Amended Technology Upgradation Fund Scheme (ATUFS) for 2023-24 as opposed to ₹ 650.0 crores for 2022-23.<sup>9</sup>

### Paper industry overview

#### Global paper industry

Put this first -The global paper industry encountered several challenges during FY23, including supply chain disruptions, declining consumer spending and reduced demand for paper products. The industry faced increased environmental scrutiny and regulations, leading to a shift towards more sustainable packaging alternatives and a decline in paper usage. Moreover, the rising costs of raw materials, such as wood pulp and energy, posed significant challenges for paper manufacturers, affecting their profitability. The global pulp and paper market is estimated to be \$387.6 billion in 2022 and is expected to grow at a CAGR of 3.5% to \$477.7 billion from 2023 to 2028.

However, the surge in demand for paper in both developed and emerging nations' chemical and industrial processing industries will result in long-term growth. In addition, the market is expected to be driven by the expansion of several end-user industries and the expanding markets for paper and pulp in packaging, particularly in emerging countries.

#### Indian paper industry

The paper market in India expanded at a CAGR of more than 8% during 2022 to 2027. The entire paper market is made up of paperboard and industrial packaging, stationery, newspaper print and specialty paper. Paperboard and industrial packaging paper and paper stationery together provided about two-thirds of the market share of the overall paper market among all of these categories. During the forecast period, it is expected that the paperboard and industrial packaging paper and newspaper print markets would account for over 70% of the total paper



<sup>6</sup> <https://ficci.in/pressrelease-page.asp?nid=4600>

<sup>7</sup> <https://www.thebusinessresearchcompany.com/report/textile-global-market-report>

<sup>8</sup> <https://www.investindia.gov.in/sector/textiles-apparel>

<sup>9</sup> <https://pib.gov.in/Pressreleaseshare.aspx?PRID=1808759>

<sup>10</sup> <https://www.indiabudget.gov.in/doc/eb/sbe98.pdf>

<sup>11</sup> [https://www.researchandmarkets.com/reports/5661719/global-pulp-and-paper-market-volume-value?utm\\_source=GNOM&utm\\_medium=PressRelease&utm\\_code=fs2dvp&utm\\_campaign=1819992+-+Global+Pulp+and+Paper+Market+Report+2022%3a+Rising+Demand+for+Pulp+Based+Packaging+to+Foster+Growth&utm\\_exec=como322prd-pulp-and?w=12](https://www.researchandmarkets.com/reports/5661719/global-pulp-and-paper-market-volume-value?utm_source=GNOM&utm_medium=PressRelease&utm_code=fs2dvp&utm_campaign=1819992+-+Global+Pulp+and+Paper+Market+Report+2022%3a+Rising+Demand+for+Pulp+Based+Packaging+to+Foster+Growth&utm_exec=como322prd-pulp-and?w=12)

market. In terms of annual market growth in volume terms, it is anticipated that the paper stationery and specialty paper markets would witness a growing trend. The government is focused on reforming the forest policy as it would be necessary for the wood-based paper sector so that plantations can be grown by industry, cooperatives of farmers, and state governments, which would increase the competitiveness of the paper industry in India.<sup>10</sup>



**Growth drivers**

- Government initiatives to ban single-use plastic
- Rising disposable income
- Higher literacy rate
- Growth of FMCG market

**Company overview**

Trident limited is the flagship Company of Trident Group, an Indian business conglomerate and a global player. Headquartered in Ludhiana, Punjab, Trident Limited is a vertically integrated textile (Yarn, Towel & Bedsheets) and Paper (Wheat Straw-based) manufacturer. Trident's towel, yarn, bed sheets and paper businesses have earned global recognition and are delighting millions of consumers across India and the world. Trident is one of the largest players in home textile in India. Supplying national, captive, and retailer owned brands, the organization is highly decorated with awards from its customers, vendors, and various government entities in recognition of advancing the highest standards in product quality, social responsibility, and environmental stewardship.

The Company operates in four major business segments: Yarn, Towel, Bedsheets and Paper & Chemicals with its manufacturing facilities located in Punjab and Madhya Pradesh.

Trident limited, which caters to the domestic markets of the Company through online & offline channels. founded over three decades ago, is a globally recognised integrated home textile manufacturer with a proven track record of excellence. With world-class infrastructure and advanced technology, the Company has established itself as one of the world's largest wheat straw-based paper manufacturers. This remarkable achievement is a testament to Trident's unwavering commitment to sustainability and eco-friendliness. Trident is also renowned for its business partnerships. It has become the number one brand in the North Indian region for the branded copier segment.

Trident's success is not just limited to its resilient performance but has deep-rooted values of sustainability and social responsibility. The Company's mission is to create products that meet customers' expectations while adhering to the highest standards of sustainability. Trident believes in delivering not just quality products, but also a positive impact on society and the planet.

<sup>10</sup><https://www.researchandmarkets.com/reports/4593544/india-paper-market-overview-2022-28>

At Trident, innovation and creativity are encouraged, and new ideas are continuously explored to meet the ever-evolving demands of the market. The Company's commitment to sustainability, combined with its strong financials, advanced technology, and dynamic workforce, makes it a force to be reckoned with in the global business landscape.

Trident Global Corp Limited is the Company's retail arm, which caters to the domestic markets of the Company through online and offline channels. Trident Europe Limited offers proximity to European markets and strengthens the Company's brand presence. The company has a presence in over 100 countries around the world, with national presence in Chandigarh, Bhopal, Gurugram, New Delhi and Mumbai, and international presence in New York, USA, Dubai and UK.

The Company intends to investigate a range of capital allocation methodologies, improve return ratios, expand present operations, and diversify into new industries through both organic and inorganic means to increase shareholder value. The Company investigates various methods to unlock value, create synergies and investigate business ties. The Company's growth plan also includes product development, e-commerce, brand promotion, and the best utilisation of leverage capacity to create value.

**Business overview**

**Textiles**

Key highlights	Sales (₹ million)	EBIT margin
FY 2023	49,243	6.6%
FY 2022	59,395	18.4%

**Yarn**

Yarn business has been operational for over three decades and presently offers one of India's largest spinning facility on a single campus. It generates premium cotton yarn used in domestic

textile manufacturing. The Company's manufacturing facilities are equipped with cutting-edge technology, The Company has a broad range of high-quality yarns in its product portfolio.

**Highlights 2022-23**

	Revenue split Yarn
FY23	24%
FY22	28%

**Cotton yarn product portfolio**

- 100% cotton combed yarn
- Special open-end yarn
- Organic cotton yarn
- Core spun yarn
- Blended yarn
- Eli-twist yarn
- Slub yarn
- Compact yarn
- Air rich yarn
- Certified cotton yarn
- Mélange yarn
- Packed dye yarn
- Gassed mercerized yarn
- Zero twist yarn
- Wrapper yarn
- Bamboo/ cotton yarn
- Modal/ cotton yarn
- Soya/ cotton yarn
- Polyester/ cotton yarn
- BCI cotton yarn
- BMP cotton yarn
- 100% dyed yarn



**Home textiles**

The Company is one of the biggest vertically integrated businesses in the home textile industry globally, Bath and bed linen are the Company's two primary industry segments. Trident is dedicated to innovation in all facets of its business, including the infrastructure for manufacturing, the use of fibres, yarn

**Online presence**

Due to its omni-channel retail expertise, the Company has gained a footing on e-commerce platforms. To take advantage of emerging market opportunities, Trident is now focusing on accelerating expansion through digital channels.

**Bath linen division**

The Company is the largest terry towel manufacturer and a significant bath linen supplier in the US. Trident has always been at the forefront of innovation, launching products of the highest quality that adhere to global standards. Two of the Company's production facilities for home linens are in Barnala (Punjab) and Budni (Madhya Pradesh).

**Bath linen product portfolio**

- Luxury
- Organic
- Spa and hotel
- Beach
- Designer
- Jacquard
- Dobby texture
- Bath mats
- Checkered
- Waffle
- Infants and kids
- Bath rugs



production and processing. The business is well-versed in every aspect of its value chain.

The Company keeps up with industry trends and its clients, thanks to its design studios in the US and the UK. It has a professional team of trained designers from renowned Indian colleges for end-to-end product and print design innovation.



**Bed linen division**

Trident offers comprehensive bedding solutions and has an extensive product line and strong design capabilities. Trident's commitment to quality and innovation has made it a trusted name in the industry.

**Bed linen product portfolio**

- Bed linen
- Luxury
- Organic
- Spa and hotel
- Beach
- Designer
- Jacquard
- Dobby texture
- Bath mats
- Checkered
- Waffle
- Infants and kids
- Bath rugs

Hometextiles	Revenue split
FY 2023	54%
FY 2022	58%

**Competitive advantage:**

- **Qualified and skilled manpower**
- **Cotton quality and availability**
- **Favourable government policies**
- **Competitive cost of production**
- **Backward integration with yarn**
- **Global friendly environment**

**Copier paper**

Trident is a leading supplier of multi-color, quick-turn publishing and branded copier paper, with a 175,000 TPA capacity. It is among the world's largest wheat straw-based paper producers and prioritises technological superiority with top-notch equipment and environmental awareness. Trident's brand equity has improved due to its customer-centric approach.

**Branded copier paper**

- Trident Spectra
- Trident My Choice
- Trident Natural
- Trident Eco Green
- Trident Royal Touch
- Trident Digi Print
- Trident Spectra Bond

**Writing and printing maplitho paper**

- Super Line
- Prime Line
- Cartridge paper
- Index paper
- Stiffener paper
- Diamond Line
- Drawing paper
- Platinum Line
- Silver Line
- Trident Royale
- Copier Grade

**Bible and offset printing paper**

- Bible
- Cream wove
- Offset (watermark)
- Paper



**Chemical and power segment**

Based on a borosilicate glass manufacturing facility from Germany's De Dietrich Process Systems, a leader in the world of glass plants, Trident is among the top producers of sulphuric acid in India, producing exceptional quality LR/AR grade sulphuric acid. The Company is one of the main manufacturers of industrial and battery-grade sulphuric acid in North India. It produces consistent, effective and high-quality output on a larger scale.

The Company specialises in three varieties of sulphuric acids—commercial grade, battery grade, and laboratory reagent (LR) grade. Each of these varieties has a unique composition and is employed in a variety of ways. The Company's sulphuric acid serves several battery needs and is used to make zinc sulphate, alum, fertilisers, detergent and dyes.

## Financial Performance

The total income of the Company during the year under review has been ₹62,913 million as against ₹69,415 million in the previous financial year. The Operating Profit (EBITDA) for the year stood at ₹9,418 million as compared to ₹15,100 million in the previous financial year, a decrease of 38 percent. The Company has earned a net profit of ₹4,219 million as against ₹8,150 million in the previous financial year, a decrease of 48 percent. The Company's earnings per share were ₹ 0.84 during the current year (previous year INR 1.63).

## Statement of profit and loss

### Revenue

Total Revenue for the FY23 stood at ₹ 62,913 million as compared to ₹ 69,415 million in FY22. This is mainly because of high inflation resulting into input price & increase in supply chain cost impacting margins.

### EBITDA

EBITDA for FY23 stood at ₹9,418 million, (Previous Year ₹ 15,100 million) which translates into a margin of 15% (Previous Year 22%).

### Net profit

Net profit for FY23 stood at ₹4,219 million (Previous Year ₹ 8,150 million) translating to EPS of ₹ 0.84 (Previous Year ₹ 1.63)

### Dividend

The company has maintained healthy dividend percentage of 36% on face value of each equity share. The dividend pay-out ratio stood at 43% for FY 2022-23.

## Finance cost

Finance cost in FY23 reduced by 9.8% to ₹ 774 million.

## Segmental revenues

Textiles: Revenue stood at ₹ 49,243 million in FY23 over ₹ 59,423 million in FY22. EBIT margin for the segment stood at 6.6% (previous year EBIT margin 18.4%)

Paper & chemicals: Revenue stood at ₹ 13,432 million in FY23 over ₹ 9,797 million in FY22. EBIT margin for the segment stood at 30.6% Previous year EBIT margin 24.3%.

## Balance sheet

### Paid-up capital

The total equity share capital for FY23 stood at ₹ 5,096 million. There has been no change in the equity share capital of the company over last fiscal.

### Net worth

Net worth for FY 2023 stood at ₹ 41,258 million from ₹ 37,972 million in FY 2022. The increase was mainly on account of increased profitability of the Company.

### Key financial ratios

A detailed note on Key financial ratios has been provided in Note 56 to Standalone financial statements.

## Human resources

The Company always puts its people first and considers its human capital as its most valuable asset. To boost productivity, Trident aims to build a workplace that is safe, open, healthy, progressive, and inclusive. Effective and progressive HR policies are in place to help recruit, retain, and develop the best employees. Periodically, training and development programmes are offered to employees to groom future leaders.

## Organisational capabilities

These include Trident's collective knowledge, skills and experience that have been improved through constant investments in knowledge management and enhancement practices.

## Internal control systems and adequacy

The Company has implemented internal control systems for financial reporting that are well-suited to its size and industry. These systems are designed to enhance productivity and efficiency across all levels of the organisation while safeguarding Company assets. To ensure accuracy in financial reporting and provide reliable operational support, the Company has established rigorous procedures.

An internal team and audit committee closely monitor business activities and promptly report any irregularities to the Management Board. Based on these observations, the Company develops strategies to identify, assess, and mitigate risks to





ensure smooth and sustainable growth. These internal control systems are crucial for maintaining transparency, preventing fraud, and ensuring compliance with regulatory requirements.

Finally, by providing robust financial reporting and operational support, the Company enhances stakeholder confidence, attract investment, and achieve long-term success in the market.

## Cautionary statement

The Management Discussion and Analysis Report containing your Company's objectives, projections, estimates and expectations may incorporate certain statements, which are forward looking within the meaning of applicable laws and regulations. The statements in this Management Discussion and Analysis Report could differ materially from those expressed or implied elsewhere. Important factors that could make a difference to the Company's operations include raw material availability and prices, cyclical demand and pricing in the Company's principal markets, changes in governmental regulations, tax regimes, forex markets, economic developments within India and the countries within which the Company conducts business besides other incidental factors. The Management Discussion and Analysis Report of the Company may contain forward-looking statements regarding its objectives, projections, estimates, and expectations, which are subject to applicable laws and regulations. The actual outcomes may vary from these statements, and certain factors could significantly impact the Company's operations.

## Risk Management-

RISKS		MITIGATION
Policy/regulatory risk		Changes in existing policies or introduction of new policies may impact the business of the Company The Company's management team diligently monitors policy regulations and strategically formulates plans that align with these guidelines. It enables the Company to stay abreast of any changes to the regulatory landscape and integrate compliance measures into its business strategy.
Foreign currency risk		Fluctuations in foreign currency may impact the international businesses of the Company. By keeping a close eye on currency fluctuations, the Company adjusts its pricing strategies accordingly and mitigate the impact of any adverse exchange rate movements. Additionally, measured hedging in foreign currency is also a valuable tool for the Company to manage foreign exchange risk.
Raw material risk		Disruptions in the day-to-day operations of the Company due to unavailability or price change of raw materials like cotton and wheat. The Company establishes and maintains robust and enduring vendor relationships to ensure the timely availability of raw materials. By forging strong ties with vendors, the Company secures access to the necessary raw materials they need to maintain production schedules and meet customer demand.
Import risk		Negative impact the Company may face due to availability of cheaper foreign goods, resulting in decreased demand and lower profit margins. The competitive edge of the Company is based on utilising economies of scale, advanced technology, and strategic partnerships with stakeholders to provide competitive pricing on a global scale. It also leverages the latest technologies to optimise its operations, reduce costs, and enhance customer experience.



# Business Responsibility & Sustainability Reporting

## SECTION A: GENERAL DISCLOSURES

### I. Details of the listed entity

1. Corporate Identity Number (CIN) of the Listed Entity	L99999PB1990PLC010307
2. Name of the Listed Entity	TRIDENT LIMITED
3. Year of incorporation	1990
4. Registered office address	Trident Group, Sanghera, Barnala – 148101, India
5. Corporate address	E-212, Kitchlu Nagar, Ludhiana
6. E-mail	corp@tridentindia.com
7. Telephone	0161-5039999
8. Website	www.tridentindia.com
9. Financial year for which reporting is being done	2022-23
10. Name of the Stock Exchange(s) where shares are listed	<ul style="list-style-type: none"> <li>✓ National Stock Exchange of India Ltd</li> <li>✓ BSE Limited</li> </ul>
11. Paid-up Capital	INR 5,096.0 million
12. Name and contact details (telephone, email address) of the person who may be contacted in case of any queries on the BRSR report	Mr. Deepak Nanda, Managing Director, +91 161-5039999, md@tridentindia.com
13. Reporting boundary	Standalone
Are the disclosures under this report made on a standalone basis (i.e., only for the entity) or on a consolidated basis (i.e., for the entity and all the entities which form a part of its consolidated financial statements, taken together).	

### II. Products/services

#### 14. Details of business activities (accounting for 90% of the turnover):

Sl. No.	Description of main activity	Description of business activity	% of turnover of the entity (FY23)
1.	Textile Manufacturing	Sourcing, manufacturing and supply of high-performance yarn, bath and bed linen.	79%
2.	Paper Manufacturing	Manufacturing of high-quality, multi-colour, high-speed printing and publishing papers and high-quality branded copier paper, and Wheat straw-based paper	21%

#### 15. Products/Services sold by the entity (accounting for 90% of the entity's Turnover):

Sl. No.	Product/Service	NIC Code	% Of total turnover contributed
1.	Textile Products (High performance yarn, bath and bed linen)	131	79%
2.	Paper Products (Pulp, Paper and Paperboard)	1701/170	21%

### III. Operations

#### 16. Number of locations where plants and/or operations/offices of the entity are situated:

Location	Number of plants	Number of offices	Total
National	3	1	4
International	Nil	1	1

#### 17. Markets served by the entity:

##### A. Number of locations

Location	Number
National (No. of States)	Pan India
International (No. of Countries)	100+

### B. What is the contribution of exports as a percentage of the total turnover of the entity?

53%

### C. A brief on types of customers

Trident Limited is a leading Indian textile and paper manufacturing Company that caters to a diverse range of customers worldwide. With its extensive product portfolio and commitment to quality, the Company has developed a strong customer base across various industries. Here's a brief overview of Trident Limited's customers:

**Retailers and Brands:** The Company serves numerous retailers and brands in the textile industry, both in India and globally. Its customers include well-known names in the fashion and home decor sectors. The Company provides a wide range of textile products, including towels, bedsheets, bathrobes, blankets, and yarn, meeting the requirements of retailers and brands for their private labels or store brands.

**Hospitality Industry:** The Company offers a comprehensive range of high-quality linens and textiles for hotels, resorts, and restaurants. The products are known for their durability, comfort, and aesthetic appeal, making them popular choices among hospitality businesses.

**Paper Industry:** In addition to textiles, Trident also operates in the paper manufacturing sector. The Company's paper division supplies a range of high-quality paper products to customers across industries, including packaging, publishing, printing, and stationery. The customers in this sector include printing houses, publishing companies, and packaging manufacturers.

**Export Market:** The Company has a significant presence in the international market. It exports its products to numerous countries, including the United States, Europe, the Middle East, and Africa. Its customers abroad consist of retailers, distributors, and wholesalers who value Trident's commitment to quality, timely delivery, and competitive pricing.

The diverse customer base highlights Trident's ability to cater to different industry sectors in domestic and international market. Through its quality-driven approach, innovative product offerings, and focus on customer satisfaction, the Company has successfully established enduring relationships with its customers over the years.

### IV. Employees

#### 18. Details as at the end of Financial Year:

##### A. Employees and workers (including differently abled):

S. No.	Particulars	Total (A)	Male		Female	
			No. (B)	% (B / A)	No. (C)	% (C / A)
<b>EMPLOYEES</b>						
1.	Permanent (D)	1,807	1,571	83.95%	290	16.05%
2.	Other than Permanent (E)	87	76	87.36%	11	12.64%
3.	Total employees (D + E)	<b>1,894</b>	<b>1,593</b>	<b>84.11%</b>	<b>301</b>	<b>15.89%</b>
<b>WORKERS</b>						
4.	Permanent (F)	11,943	9,738	81.54%	2,205	18.46%
5.	Other than Permanent (G)	2,238	1,754	78.37%	484	21.63%
6.	Total workers (F + G)	<b>14,181</b>	<b>11,492</b>	<b>81.04%</b>	<b>2,689</b>	<b>18.96%</b>

##### B. Differently abled Employees and workers:

S. No.	Particulars	Total (A)	Male		Female	
			No. (B)	% (B / A)	No. (C)	% (C / A)
<b>DIFFERENTLY ABLED EMPLOYEES</b>						
1.	Permanent (D)	4	3	75%	1	25%
2.	Other than Permanent (E)	0	0	0	0	0
3.	Total differently abled employees (D + E)	4	3	75%	1	25%
<b>DIFFERENTLY ABLED WORKERS</b>						
4.	Permanent (F)	25	22	88.00%	3	12.00%
5.	Other than permanent (G)	13	13	100%	0	0
6.	Total differently abled workers (F + G)	38	35	92.11%	3	7.89%

**7. Participation/Inclusion/Representation of women**

	Total (A)	No. and percentage of Females	
		No. (B)	% (B / A)
Board of Directors (as on March 31, 2023)	13	1	7.7%
Key Management Personnel	2	0	-

**8. Turnover rate for permanent employees and workers**

	FY 2022-23			FY 2021-22		
	Male	Female	Total	Male	Female	Total
Permanent Employees	18.36%	31.25%	18.14%	24.73%	29.18%	25.54%
Permanent Workers	15.85%	27.43%	20.74%	23.57%	32.11%	25.37%

\*The Company have presented the number of employees and workers number, instead of percentage.

**9. Holding, Subsidiary and Associate Companies (including joint ventures)**
**(a) Names of holding / subsidiary / associate companies / joint ventures**

S. No.	Name of the holding/ subsidiary/ associate companies/ joint ventures (A)	Indicate whether holding/ Subsidiary/ Associate/ Joint Venture	% of shares held by listed entity	Does the entity indicated at column A, participate in the Business Responsibility initiatives of the listed entity? (Yes/No)
1	Trident Global Corp Limited	Subsidiary	100%	No
2	Trident Home Textiles Limited	Subsidiary	100%	No
3	Trident Innovations Limited	Subsidiary	100%	No
4	Trident Home Décor Limited	Subsidiary	100%	No
5	Trident Global Inc	Subsidiary	73.5 %	No
6	Trident Europe Limited	Subsidiary	100%	No

**10. CSR Details**

(i) **Whether CSR is applicable as per section 135 of Companies Act, 2013: (Yes/No)** - Yes

(ii) **Turnover (in Rs.)** - INR 62,912.7 million

(iii) **Net worth (in Rs.)** - INR 41,257.7 million

**11. Transparency and Disclosures Compliances**
**Complaints/Grievances on any of the principles (Principles 1 to 9) under the National Guidelines on Responsible Business Conduct:**

Stakeholder group from whom complaint is received	Grievance Redressal Mechanism in Place (Yes/No)  (If yes, then provide web-link for grievance redress policy)	FY 2022-23 Current Financial Year			FY 2021-22 Previous Financial Year		
		Number of complaints filed during the year	Number of complaints pending resolution at close of the year	Remarks	Number of complaints filed during the year	Number of complaints pending resolution at close of the year	Remarks
Communities	Yes	100+	0	Addressing community issues.		NA	
Investors (other than shareholders)		Yes			NA		
Shareholders	Yes			NA			
Employees and workers	Yes	100+	0	Key issues resolved- Canteen and Meals complaints, worker grievances		NA	
Customers	Yes	17	0	Addressed Customer grievances on product and service quality	39	0	Addressed Customer grievances on product and service quality
Value Chain Partners	Yes			NA			

**12. Overview of the entity’s material responsible business conduct issues**

Please indicate material responsible business conduct and sustainability issues pertaining to environmental and social matters that present a risk or an opportunity to your business, rationale for identifying the same, approach to adapt or mitigate the risk along-with its financial implications, as per the following format

S. No.	Material issue identified	Indicate whether risk or opportunity (R/O)	Rationale for identifying the risk / opportunity	In case of risk, approach to adapt or mitigate	Financial implications of the risk or opportunity (Indicate positive or negative implications)
1	Energy & Climate Change	<b>Risk and Opportunity</b>	<p><b>Risk:</b> Trident is dependent on fossil fuels as a source of energy. The Company is also dependent on heavy amount of water intake for paper and pulp manufacturing. Any disruption in the supply chain of traditional fuel will have direct and significant increase in the price and could adversely affect the Company’s operations and profitability. Secondly, as climate change is leading to more intense weather events such as- heat waves, droughts, extreme floods and cyclones, it can impact the water availability at extreme high temperatures, forest degradation, and also impact the supply chain during extreme weather events. These events can have direct impact on the Company’s value chain operations and could lead to a declining revenue.</p> <p><b>Opportunity:</b> The Company can adapt to innovate processes to achieve energy efficiency and reduce carbon footprint throughout the value chain. The Company can explore decarbonization opportunities through out the value chain and develop products which has low/zero emissions.</p>	The Company has implemented ESG principles across the business functions and operations and have undertaken some key targets under the pillars of Energy, Nature, Waste, Packaging, Transportation, Product use and Enterprise. Trident has undertaken Science Based Targets to reduce Scope 1 and Scope 2 emissions by 2031 and become a Net-Zero Company 2040. Some of the best practices implemented includes- replacing coal with biomass fuel, electricity transition from coal-based grid supply to renewable purchases and PPAs, water conservation and recycling and CAPEX investment in energy efficient equipment.	Positive
2	Health and Safety	<b>Risk</b>	As a manufacturing Company Trident is likely to encounter several health and safety risks within its operations. Some of the common health and safety risks the Company will need to address are- Occupational Hazards, Chemical Hazards, Fire and Electrical Hazards, Mechanical and Equipment Hazard, and Climate Related Hazards (extreme heat and health related).	The Company places strong emphasis on health and safety within operations and corporate spaces. Various measures are implemented to promote a safe and healthy working environment, such as- Compliance to Regulations (ISO45001 certified), Periodic Risk Assessment, Employee and Worker Training, Safety Equipment and Infrastructure, Ongoing Safety Audits and continuous employee and worker engagements. By implementing these measures, Trident aims to create a safety culture, protect employees and ensure compliance throughout operations.	Negative

S. No.	Material issue identified	Indicate whether risk or opportunity (R/O)	Rationale for identifying the risk / opportunity	In case of risk, approach to adapt or mitigate	Financial implications of the risk or opportunity (Indicate positive or negative implications)
3	Resource Efficiency	<b>Opportunity</b>	<p>Trident sees resource efficiency as an opportunity to optimize its use of resources, reduce waste generation, and enhance sustainability. Some potential area of resource utilization improvement includes- Energy Efficiency, Water Conservation, Raw Material Optimization, Circular Economy, Supply Chain Engagement and Trainings.</p> <p>The Company has adopted 5Rs Practice- Reduce, Reuse, Recycle, Re-engineer and Redesign, within its operational boundary. The Company has also invested heavily in R&amp;D and CAPEX for new products (increased recycled material input), efficient equipment, plastic recycling through EPR, circular economy (Alternative Fuels) and utilizing waste polyesters in process (Alternative Raw Material), to improve the resource-efficiency of the Company. The Company is also engaged with its marginalized suppliers to procure agriculture waste and utilize as fuel in boilers. Implementing resource efficiency measures not only benefits the environment but can also lead to cost savings, improved operational efficiency, and enhanced brand reputation for Trident Limited.</p>		Positive
4	Customer Satisfaction	<b>Opportunity</b>	Trident sees several opportunities to enhance customer satisfaction. Some of the potential areas to consider includes- Product Quality and Reliability, Timely Delivery, Customer Service and Communication, Innovation and Sustainable Products, and Feedback surveys. By focusing on these key areas, Trident can strengthen its relationship with customers and foster long-term engagement. The Company engages with its customers through feedback surveys, in person meetings, media campaigns, and through grievance mechanisms.		Positive



S. No.	Material issue identified	Indicate whether risk or opportunity (R/O)	Rationale for identifying the risk / opportunity	In case of risk, approach to adapt or mitigate	Financial implications of the risk or opportunity (Indicate positive or negative implications)
5	Employment	<b>Opportunity</b>	The Company sees employment as an opportunity to attract, retain, and develop a skilled and diverse workforce that is essential for its business operations. Trident provides fair and competitive compensation and benefits to its employees, as well as opportunities for learning and career growth. The Company also fosters a culture of providing skill development training to underprivileged candidates and provide them employment after training. Trident also respects the human rights and labour rights of its employees and workers, ensuring a safe, healthy and inclusive work environment.		Positive
6	Value, Ethics and Compliance	<b>Risk and Opportunity</b>	<b>Risk:</b> Trident recognises that value, ethics and compliance are essential for its reputation and trust in the international and national market and society. Some of the potential risks that needs to be addressed in those areas are- Ethical Conduct (unethical behaviour, bribery, conflict of interest, and corruption), supply chain compliance (supplier labor practice and compliance), Environment Impact (risk of improper waste disposal, excessive resource consumption and pollution), Employee and Social Responsibility (risks related to community relationship, stakeholder expectation and employee wellbeing). Trident understands the risk of legal or regulatory violations or ethical breaches can harm the Company's image and reputation.  <b>Opportunity:</b> By establishing itself as an ethical and compliant organization, Trident can differentiate itself from its competitors and build trust and loyalty with its customers, attract and retain talent who share the Company's values and vision, minimize reputational risks, reduce environment impact, ensure compliance and build transparency across value chain.	The Company has established Code of Conduct that outlines the Company values and principles. Trident also has various policies and procedures to ensure compliance with the applicable regulations. Regular audits, trainings and surveys are conducted to monitor and ensure compliance on ethical conduct across the organization.	Negative
7	Community Engagement & Local employment	<b>Opportunity</b>	Trident understands that community engagement and local employment are opportunities to support the social development of the communities where it operates and strengthen the relationship with community. The Company engages with the society to provide education, build infrastructure, health and wellness engagement, skill development and employment opportunities.		Positive

S. No.	Material issue identified	Indicate whether risk or opportunity (R/O)	Rationale for identifying the risk / opportunity	In case of risk, approach to adapt or mitigate	Financial implications of the risk or opportunity (Indicate positive or negative implications)
8	Supply Chain Sustainability	<b>Risk and Opportunity</b>	<b>Risk:</b> Trident has identified that a sustainable supply chain is critical for its business continuity and performance. The Company faces risk of disruptions through various factors such as- global fuel price, political instability, ESG compliance, natural disasters and non-compliance of suppliers.  <b>Opportunity:</b> Implementation of a Sustainable Supply Chain is essential for Trident, to minimize its environmental impact, promoting social responsibility, and ensuring long-term business resilience. Some of the supply chain sustainability opportunities for Trident includes- Supplier sustainability assessment, responsible sourcing audits, green logistics, waste recycling and reducing, sustainable way of waste disposal, and manage supplier emissions. By embracing these sustainable supply chain opportunities, Trident can reduce its environmental footprint, promote responsible business practices, and contribute to the overall sustainability operations. It also helps the Company to meet the evolving stakeholder expectations and build reputation.	The Company has deployed several measures to manage supply chain related risks. The Company is engaged with suppliers through regular audits for critical material supplies. Engagement with local farmers is also done to ensure procurement of biomass fuel and replace coal in boilers. The Company has also defined code of corporate governance and conduct, which is extended coverage with suppliers to ensure ethical compliance. Overall, Trident has adopted to a proactive and comprehensive approach towards supply chain risk management. By identifying, assessing, and addressing risks at various stages of the supply chain, the Company strives to build a resilient and sustainable supply chain that can adapt to changing market conditions and mitigate potential disruptions.	Positive
9	Product Responsibility & Association	<b>Opportunity</b>	Trident has identified product responsibility and association as an opportunity to improve the product quality, increase customer satisfaction, develop green and environment friendly products and capture additional markets. Trident ensures that the product meets the desired standards for quality, packaging and communication. The Company has also developed products from recycled fibres and fosters circular economy through alternative materials use and reduce dependency on environment. The Company also adds labels on its products to inform consumers about the features, benefits and direction to use, to improve durability. Trident has also association with different Industry association bodies to collaborate, implement best practices and advocate regulatory changes.		Positive

S. No.	Material issue identified	Indicate whether risk or opportunity (R/O)	Rationale for identifying the risk / opportunity	In case of risk, approach to adapt or mitigate	Financial implications of the risk or opportunity (Indicate positive or negative implications)
10	Diversity & Inclusion	<b>Opportunity</b>	Trident understands diversity and inclusion as an opportunity to leverage best talent for its operations. The Company promotes diversity by undertaking targets to achieve 50% women workforce, inclusive working environment for specially abled people, ensuring that workforce is treated fairly and equitably in terms of compensation, benefits, opportunities and recognition. The Company also engages with multi-level stakeholders to address diversity and inclusion throughout the value chain.		Positive

**SECTION B: MANAGEMENT AND PROCESS DISCLOSURES**

This section is aimed at helping businesses demonstrate the structures, policies and processes put in place towards adopting the NGRBC Principles and Core Elements.

S. No.	Principle Description	Reference of Policies
P1	Businesses should conduct and govern themselves with integrity, and in a manner that is Ethical, Transparent and Accountable	/// Combined Code of Corporate Governance and Conduct Policy
P2	Businesses should provide goods and services in a manner that is sustainable and safe	/// Environment Health and Safety Policy
P3	Businesses should respect and promote the well-being of all employees, including those in their value chains	
P4	Businesses should respect the interests of and be responsive to all its stakeholders	/// Combined Code of Corporate Governance and Conduct Policy
P5	Businesses should respect and promote human rights	/// Combined Code of Corporate Governance and Conduct Policy Vigil Mechanism and Whistle Blower Policy
P6	Businesses should respect and make efforts to protect and restore the environment	/// Environment Health and Safety Policy
P7	Businesses, when engaging in influencing public and regulatory policy, should do so in a manner that is responsible and transparent	/// CSR Policy
P8	Businesses should promote inclusive growth and equitable development	/// CSR Policy
P9	Businesses should engage with and provide value to their consumers in a responsible manner	/// Combined Code of Corporate Governance and Conduct Policy

Disclosure Questions	P1	P2	P3	P4	P5	P6	P7	P8	P9
<b>Policy and management processes</b>									
<b>1. A. Whether your entity's policy/policies cover each principle and its core elements of the NGRBCs. (Yes/No)</b>	Y	Y	Y	Y	Y	Y	Y	Y	Y
<b>B. Has the policy been approved by the Board? (Yes/No)</b>	Y	Y	Y	Y	Y	Y	Y	Y	Y
<b>c. Web Link of the Policies, if available**</b>	Code of Corporate Governance and Conduct ( <a href="https://assets.Tridentindia.com/Combined_Code_of_Corporate_Governance_and_Conduct_efbab7cb35_99515d759a.pdf">https://assets.Tridentindia.com/Combined_Code_of_Corporate_Governance_and_Conduct_efbab7cb35_99515d759a.pdf</a> )  Environment Health & Safety Policy ( <a href="https://assets.Tridentindia.com/ENVIRONMENTAL_HEALTH_and_SAFETY_POLICY_eb75053f4b.pdf">https://assets.Tridentindia.com/ENVIRONMENTAL_HEALTH_and_SAFETY_POLICY_eb75053f4b.pdf</a> )  Vigil Mechanism and Whistle Blower Policy ( <a href="https://assets.tridentindia.com/VIGIL_MECHANISM_and_WHISTLE_BLOWER_POLICY_54d50bdb08.pdf">https://assets.tridentindia.com/VIGIL_MECHANISM_and_WHISTLE_BLOWER_POLICY_54d50bdb08.pdf</a> )  Corporate Social Responsibility (CSR) Policy ( <a href="https://assets.tridentindia.com/Corporate_Social_Responsibility_CSR_Policy_095ba2f916.pdf">https://assets.tridentindia.com/Corporate_Social_Responsibility_CSR_Policy_095ba2f916.pdf</a> )								
<b>2. Whether the entity has translated the policy into procedures. (Yes / No)</b>	Y	Y	Y	Y	Y	Y	Y	Y	Y
<b>3. Do the enlisted policies extend to your value chain partners? (Yes/No)</b>	Yes, few of the enlisted policies of the Company have extended coverage to the value chain partners.								
<b>4. Name of the national and international codes/certifications/labels/standards (e.g. Forest Stewardship Council, Fairtrade, Rainforest Alliance, Trustee) standards (e.g. SA 8000, OHSAS, ISO, BIS) mapped to each principle.</b>									
<b>Principle 1</b>									
<b>Principle 2</b>									
<b>Principle 3</b>									
<b>Principle 4</b>	All the policies are based on the prescribed principles, conformance to the spirit of international standards like ISO 9001, ISO 14001, ISO 45001, ISO 27001, ISO 50001 and Forest Stewardship Council.								
<b>Principle 5</b>									
<b>Principle 6</b>									
<b>Principle 7</b>									
<b>Principle 8</b>									
<b>Principle 9</b>									
<b>5. Specific commitments, goals and targets set by the entity with defined timelines, if any.</b>	The Company has undertaken specific targets to address the environmental concerns. Trident as a group has committed to reach Net-Zero GHG emissions by 2040. In order to achieve the targets, the Company have established short-, medium- and long-term targets. Please refer to the targets below-  (1) 46.2% GHG emission reduction (Scope 1 and Scope 2) by 2031, validated by SBTi under 1.5D target setting.  (2) 50% renewable energy consumption by 2025.  (3) 20% reduction in virgin plastic use (target own brand) by 2025.  (4) Achieve zero waste to landfill by 2030.  (5) Achieve 50% gender equity by 2030.								

Disclosure Questions	P1	P2	P3	P4	P5	P6	P7	P8	P9
6. Performance of the entity against the specific commitments, goals and targets along-with reasons in case the same are not met.	Trident is already on the track to implement the undertaken targets. The current renewable energy share is 2.83% and are committed to increase to 50% by 2025, through capex investment and power purchasing agreements. The Company has current gender equity stands at 18%, against the target of reaching 50% by 2030. We have also diverted 91% of waste from the landfill against the target of 100% zero land fill.by 2030 target. Trident has developed long term ESG strategy to achieve net-zero target and are also developing value chain strategy to address the supplier ESG engagement.								

**Governance, leadership, and oversight**

7. Statement by director responsible for the business responsibility report, highlighting ESG related challenges, targets and achievements (listed entity has flexibility regarding the placement of this disclosure)	At Trident, we have always believed in driving business with purpose. Through reporting, we would like to communicate to our stakeholders, our progress on Environmental, Social and Governance performance. We believe Sustainability is a journey, and while we believe there is more work to be done, we are also poised to take up challenges and improvements through transforming our ways of doing business.								
-----------------------------------------------------------------------------------------------------------------------------------------------------------------------------------------------------------------------	---------------------------------------------------------------------------------------------------------------------------------------------------------------------------------------------------------------------------------------------------------------------------------------------------------------------------------------------------------------------------------------------------------------------	--	--	--	--	--	--	--	--

8. Details of the highest authority responsible for implementation and oversight of the Business Responsibility policy/policies	Mr. Deepak Nanda Managing Director Tel- +91 161-5039999 E-Mail id: md@tridentindia.com								
---------------------------------------------------------------------------------------------------------------------------------	-------------------------------------------------------------------------------------------------	--	--	--	--	--	--	--	--

9. Does the entity have a specified Committee of the Board/ Director responsible for decision making on sustainability related issues? (Yes / No). If yes, provide details.	Yes.  The CSR Committee of the Board of Directors is responsible for implementation of BR policies.  Mr. Deepak Nanda, MD is authorised by CSR Committee for decision making on sustainability related issues.								
-----------------------------------------------------------------------------------------------------------------------------------------------------------------------------	----------------------------------------------------------------------------------------------------------------------------------------------------------------------------------------------------------------------------	--	--	--	--	--	--	--	--

**10. Details of Review of NGRBCs by the Company:**

Subject for Review	Indicate whether review was undertaken by Director / Committee of the Board/									Frequency (Annually/ Half yearly/ Quarterly/ Any other – please specify)								
	P1	P2	P3	P4	P5	P6	P7	P8	P9	P1	P2	P3	P4	P5	P6	P7	P8	P9
	Performance against above policies and	✓	✓	✓	✓	✓	✓	✓	✓	✓	✓	✓	✓	✓	✓	✓	✓	✓
Compliance with statutory requirements of relevance to the principles, and rectification of any non-compliances	✓	✓	✓	✓	✓	✓	✓	✓	✓	✓	✓	✓	✓	✓	✓	✓	✓	✓

11. Has the entity carried out independent assessment/ evaluation of the working of its policies by an external agency? (Yes/No). If yes, provide name of the agency.	P1	P2	P3	P4	P5	P6	P7	P9

**12. If answer to question (1) above is “No” i.e. not all Principles are covered by a policy, reasons to be stated:**

Questions	P1	P2	P3	P4	P5	P6	P7	P8	P9
The entity does not consider the Principles material to its business (Yes/No)	-	-	-	-	-	-	-	-	-
The entity is not at a stage where it is in a position to formulate and implement the policies on specified principles (Yes/No)	-	-	-	-	-	-	-	-	-
The entity does not have the financial or/human and technical resources available for the task (Yes/No)	-	-	-	-	-	-	-	-	-
It is planned to be done in the next financial year (Yes/No)	-	-	-	-	-	-	-	-	-
Any other reason (please specify)	-	-	-	-	-	-	-	-	-

**SECTION C: PRINCIPLE WISE PERFORMANCE DISCLOSURE**



**Principle 1: Businesses should conduct and govern themselves with integrity, and in a manner that is Ethical, Transparent and Accountable**

**E: Essential Indicators**

**1. Percentage coverage by training and awareness programmes on any of the principles during the financial year:**

Segment	Total number of training and awareness programmes held	Topics / principles covered under the training and its impact	%age of persons in respective category covered by the awareness programmes
Board of Directors	4	Business strategy, risk, update of laws, Principle of corporate Governance	100%
Key Managerial Personnel	10	Business strategy, risk, update of laws, Principle of corporate Governance Six Sigma, TPM,	100%
Employees other than BoD and KMPs	24	Business Code of Conduct, Fire Safety and Evacuation Training, Waste Handling, Chemical Safety, handling and storage,	65%
Workers	52	Human Rights Awareness- Equal Wages, Child Labour and Working hours	

**2. Details of fines / penalties /punishment/ award/ compounding fees/ settlement amount paid in proceedings (by the entity or by directors / KMPs) with regulators/ law enforcement agencies/judicial institutions, in the financial year, in the following format**

	Monetary				
	NGRBC Principle	Name of the regulatory/ Enforcement agencies/ judicial institutions	Amount (In INR)	Brief of the Case	Has an appeal been preferred? (Yes/No)
Penalty/ Fine	P1	NIL	NIL	NIL	No
Settlement	P1	NIL	NIL	NIL	No
Compounding fee	P1	NIL	NIL	NIL	No
	Non-Monetary				
	NGRBC Principle	Name of the regulatory/ enforcement agencies/ judicial institutions	Brief of the Case	Has an appeal been preferred? (Yes/No)	
Imprisonment	P1	NIL	NIL	No	
Punishment	P1	NIL	NIL	No	

3. Of the instances disclosed in Question 2 above, details of the Appeal/ Revision preferred in cases where monetary or non-monetary action has been appealed.

Case Details	Name of the regulatory/ enforcement agencies/ judicial institutions
Not Applicable	Not Applicable

4. Does the entity have an anti-corruption or anti-bribery policy? If yes, provide details in brief and if available, provide a web-link to the policy.

Yes, the Company believes in conducting affairs in a fair and transparent way with high standard of professional behaviour, honesty, integrity and ethical behaviour. Complete transparency in operations with clear communication to all relevant stakeholders is practiced by the Company. The policy is applicable to all directors, employees and stakeholders are protected under this policy.

Link- [https://assets.Tridentindia.com/VIGIL\\_MECHANISM\\_and\\_WHISTLE\\_BLOWER\\_POLICY\\_54d50bdb08.pdf](https://assets.Tridentindia.com/VIGIL_MECHANISM_and_WHISTLE_BLOWER_POLICY_54d50bdb08.pdf)

Adequate control mechanisms are placed to address the issues related to ethics, bribery and corruption, guided by Internal Complaints Committee wherein any unethical conduct is reported and investigated.

5. Number of Directors/KMPs/employees/workers against whom disciplinary action was taken by any law enforcement agency for the charges of bribery/ corruption.

	FY 2022-23 Current Financial Year	FY 2021-22 Previous Financial Year
Directors		
KMPs		Nil
Employees		
Workers		

6. Details of complaints with regard to conflict of interest:

	FY 2022-23 Current Financial Year		FY 2021-22 Previous Financial Year	
	Number	Remarks	Number	Remarks
Number of complaints received in relation to issues of Conflict of Interest of the Directors				
Number of complaints received in relation to issues of Conflict of Interest of the KMPs			Nil	

7. Provide details of any corrective action taken or underway on issues related to fines / penalties /action taken by regulators/ law enforcement agencies/ judicial institutions, on cases of corruption and conflicts of interest.

During the reporting year, no complaints or fines or penalties were received with regards to regulators, law enforcements, judicial institutions or any corruption and conflicts of interest.

## L: Leadership Indicators

1. Awareness programmes conducted for value chain partners on any of the Principles during the financial year:

The Company regularly interacts with its suppliers, has discussions with suppliers, about the possibility of reusing or recycling the input material, and to discuss the roadmap towards green or sustainable supply chain.

2. Does the entity have processes in place to avoid/ manage conflict of interests involving members of the Board? (Yes/No) If yes, provide details of the same.

Yes, the entity has policy in place to avoid conflict of interests involving members of the board. This also includes annual declarations from the board members to confirm the entities in which they have an interest.

Policy Link- [https://assets.Tridentindia.com/Combined\\_Code\\_of\\_Corporate\\_Governance\\_and\\_Conduct\\_efbab7cb35\\_99515d759a.pdf](https://assets.Tridentindia.com/Combined_Code_of_Corporate_Governance_and_Conduct_efbab7cb35_99515d759a.pdf)



**Principle 2: Businesses should provide goods and services in a manner that is sustainable and safe**

## E: Essential Indicators

1. Percentage of R&D and capital expenditure (capex) investments in specific technologies to improve the environmental and social impacts of product and processes to total R&D and capex investments made by the entity, respectively.

	FY 2022-23 Current Financial Year	FY 2021-22 Previous Financial Year	Details of improvements in environmental and social impacts
R&D	-	-	Installation of ground mounted & Roof Mounted Solar Power Plant at Budhni Location to reduce coal consumption and power cost.
Capex	INR 284.9 million	INR 241.6 million	

2. Does the entity have procedures in place for sustainable sourcing? (Yes/No) b. If yes, what percentage of inputs were sourced sustainably?

Yes, the business of the Company is deep rooted in an agro-based economy leading to farmer prosperity. The sourcing of raw material is done within the proximity of its manufacturing location, boosting the local economy and support community to increase per capita income. The code of conduct discourages child labour, unethical practices, and forced labours, for business associates as a strategy of sustainable sourcing. Apart from this, Trident is also engaged in sustainable packaging solutions. All the sourcing of raw materials for paper manufacturing are certified sustainable by Forest Stewardship Council (FSC). The collection of material safety certificates, declarations and code of conduct is conducted for all supplier to ensure ethical sourcing.

Controllable check points have been implemented within the sourcing system and has also implemented 'annual supplier audit' for critical material procurement to evaluate availability traces of hazardous materials among the supply. Through these procedures, the Company has achieved around 20% raw material procurement sustainable sourcing within our manufacturing units.

3. Describe the processes in place to safely reclaim your products for reusing, recycling and disposing at the end of life, for (a) Plastics (including packaging) (b) E-waste (c) Hazardous waste and (d) other waste.

The Company does have mechanism to reduce waste generation, increase efforts in recycling and sustainable methods for waste disposal; and practice 5Rs Practice- Reduce, Reuse, Recycle, Re-engineer and Redesign. Trident aims to seek alternatives for plastic waste and focus on products to help reduce plastic waste littering. Extended Producer Responsibility initiative for plastic packaging has been undertaken by the Company through partnership with authorized recyclers. Under this initiative the Company has taken EPR targets and engaged in collection and recycling of plastic waste from municipal sources. The Company has also installed E-waste collection centres within office and operation premises to collect, segregate and recycle the waste through authorized recyclers with valid certifications. The Company has also integrated zero liquid discharge systems which removes release of hazardous liquid waste into the environment. The manufacturing facilities use biological plant for biodegradation of wastewater and recover the entire wastewater. To treat other waste such as food and paper, Trident has incorporated food waste and other biomass waste to generate electricity at one of the manufacturing locations, through biogas plant. The Company has launched an innovative product to support paper packaging through "Good Paper" campaign. The product has shown significant reduction in reducing water intensity and reduced consumption of raw material to manufacture the product. The Company has also aggressively incorporated utilization of Forest Stewardship Council (FSC) certified papers which have less carbon and water footprint as compared to plastic packaging products.

4. Whether Extended Producer Responsibility (EPR) is applicable to the entity's activities (Yes / No). If yes, whether the waste collection plan is in line with the Extended Producer Responsibility (EPR) plan submitted to Pollution Control Boards? If not, provide steps taken to address the same.

Yes, the Company has identified the environmental emergency and has identified its role in engaging with Extended Producer Responsibility (EPR) under the plastic waste management rules, 2016, with registration under brand owner. The Company has duly submitted the targets to the local state pollution control board.

## L: Leadership Indicators

1. Has the entity conducted Life Cycle Perspective / Assessments (LCA) for any of its products (for manufacturing industry) or for its services (for service industry)? If yes, provide details in the following format?

NIC Code	Name of Product / Service	% of total Turnover contributed	Boundary for which the Life Cycle Perspective/ Assessment was conducted	Whether conducted by independent external agency (Yes/No)	Results communicated in public domain (Yes/No) If yes, provide the web-link.
-	NA	-	-	-	-

2. If there are any significant social or environmental concerns and/or risks arising from production or disposal of your products / services, as identified in the Life Cycle Perspective / Assessments (LCA) or through any other means, briefly describe the same along-with action taken to mitigate the same.

Name of Product / Service	Description of the risk / concern	Action Taken
NA	-	-
NA	-	-

3. Percentage of recycled or reused input material to total material (by value) used in production (For manufacturing industry) or providing services (for service industry).

Indicate input material	Recycled or re-used input material to total material	
	FY 2022-23 Current Financial Year	FY 2021-22 Previous Financial Year
Recycled Polyester (Yarn Business)	13%	NA

\*The company participates in certain customer program, through which it uses 13% recycled materials as an input to operations.

4. Of the products and packaging reclaimed at end of life of products, amount (in metric tonnes) reused, recycled, and safely disposed of.

	FY 2022-23 Current Financial Year			FY 2021-22 Previous Financial Year		
	Re-Used	Recycled	Safely Disposed	Re-Used	Recycled	Safely Disposed
Plastics (Including packaging)	-	0	-	-	-	-
E-waste	-	8.73	-	-	14.63	-
Hazardous waste	-	-	3,429.91	-	-	3,472.32
Other waste	-	-	-	-	-	-

5. Reclaimed products and their packaging materials (as percentage of products sold) for each product category.

Indicate product category	Reclaimed products and their packaging materials as % of total products sold in respective category
Bed and Bath Linen products	13%



**Principle 3:** Businesses should respect and promote the well-being of all employees, including those in their value chains

## E: Essential Indicators

1. a. Details of measures for the well-being of employees.

Category	Total (A)	% Of employees covered by									
		Health insurance		Accident insurance		Maternity benefits		Paternity Benefits		Day Care facilities	
		Number (B)	% (B/A)	Number (C)	% (C/A)	Number (D)	% (D/A)	Number (E)	% (E/A)	Number (F)	% (F/A)
<b>Permanent employees</b>											
Male	1,517	1,517	100%	1,517	100%	0	0	1,517	100%	0	0
Female	290	290	100%	290	100%	290	100%	0	0	290	100%
Total	1,807	1,807	100%	1,807	100%	290	16.04%	1,517	83.95%	290	16.04%
<b>Other than Permanent employees</b>											
Male	76	76	100%	76	100%	0	0	76	100%	0	0
Female	11	11	100%	11	100%	11	100%	0	0	11	100%
Total	87	87	100%	87	100%	11	12.64%	76	87.35%	11	12.64%

- b. Details of measures for the well-being of workers:

Category	Total (A)	% Of workers covered by									
		Health insurance		Accident insurance		Maternity benefits		Paternity Benefits		Day Care facilities	
		Number (B)	% (B/A)	Number (C)	% (C/A)	Number (D)	% (D/A)	Number (E)	% (E/A)	Number (F)	% (F/A)
<b>Permanent employees</b>											
Male	9,738	9,738	100%	9,738	100%	0	0	9,738	100%	0	0
Female	2,205	2,205	100%	2,205	100%	2,205	100%	0	0	2,205	100%
Total	11,943	11,943	100%	11,943	100%	2,205	18.46%	9,738	81.53%	2,205	18.46%
<b>Other than Permanent employees</b>											
Male	1,754	1,754	100%	1,754	100%	0	0	1,754	100%	0	0
Female	484	484	100%	484	100%	484	100%	0	0	484	100%
Total	2,238	2,238	100%	2,238	100%	484	21.63%	1,754	78.37%	484	21.63%

2. Details of retirement benefits.

Benefits	FY 2022-23 Current Financial Year			FY 2021-22 Previous Financial Year		
	No. of employees covered as a % of total employees	No. of workers covered as a % of total workers	Deducted and deposited with the authority (Y/N/N.A.)	No. of employees covered as a % of total employees	No. of workers covered as a % of total workers	Deducted and deposited with the authority (Y/N/N.A.)
PF	100%	100%	Y	100%	100%	Y
Gratuity	100%	100%	Y	100%	100%	Y
ESI	0	100%	Y	0	100%	Y

### 3. Accessibility of workplaces

Are the premises / offices of the entity accessible to differently abled employees and workers, as per the requirements of the Rights of Persons with Disabilities Act, 2016? If not, whether any steps are being taken by the entity in this regard.

Yes, the office and work premises are accessible to differently abled employees and workers. The differently abled employees are assisted during any visit with safety members to ensure safe movement of the employee. Based on the type of differently abled, Trident's facilities and offices are equipped with wheelchairs, accessible restrooms, and high standard communication mechanism to support the employee a smooth movement throughout the premises. Trident has 'Equal-Opportunity' policy under the umbrella policy of 'Combined Code of Corporate Governance and Conduct', and the premises are largely accessible as per the requirements.

Policy Link- [https://assets.Tridentindia.com/Combined\\_Code\\_of\\_Corporate\\_Governance\\_and\\_Conduct\\_efbab7cb35\\_99515d759a.pdf](https://assets.Tridentindia.com/Combined_Code_of_Corporate_Governance_and_Conduct_efbab7cb35_99515d759a.pdf)

### 4. Does the entity have an equal opportunity policy as per the Rights of Persons with Disabilities Act, 2016? If so, provide a web-link to the policy.

Yes, the entity has an equal opportunity policy as per the Rights of Persons with Disability Act, 2016. The details are wired within the 'Combined Code of Corporate Governance and Conduce', link- [https://assets.Tridentindia.com/Combined\\_Code\\_of\\_Corporate\\_Governance\\_and\\_Conduct\\_efbab7cb35\\_99515d759a.pdf](https://assets.Tridentindia.com/Combined_Code_of_Corporate_Governance_and_Conduct_efbab7cb35_99515d759a.pdf). The Company provides equal opportunity for differently abled people and also conducts formal hiring process for differently abled people. As on date, the Company have more than 50 employees who are differently abled. Trident also emphasizes on topics related to equal pay and have formal complaint process for discrimination. This helps address any issues related to discrimination or harassment of especially abled employees.

### 5. Return to work and Retention rates of permanent employees and workers that took parental leave.

Gender	Permanent employees		Permanent workers	
	Return to work rate	Retention rate	Return to work rate	Retention rate
Male	83.33%	77.40%	79.75%	77.30%
Female	52.78%	69.92%	63.18%	56.82%
<b>Total</b>	<b>68.05%</b>	<b>73.66%</b>	<b>71.47%</b>	<b>67.06%</b>

### 6. Is there a mechanism available to receive and redress grievances for the following categories of employees and workers? If yes, give details of the mechanism in brief.

	(If Yes, then give details of the mechanism in brief)
Permanent Workers	Yes, Trident has an integrated approach on receiving and redressing grievances from employees and workers. Ours is an integrated approach which includes all levels of employees and workers.
Other than Permanent Workers	KAAN Meeting- The Company conducts 'Kaan Meetings' where members indulge in a healthy exchange of ideas, share any concerns or any opinion that can promote value of the Company are encouraged. This meeting is conducted for different category of employees and workers to create a positive impact, making it a valuable workplace.
Permanent Employees	SAMEEP- The Company has also adopted digital chatbot to stay connected with 15,000+ employees and support them in creating emergency support desk, internal communication, communication directory and many more services to name a few.
Other than Permanent Employees	We also support factory level grievance committee, which includes unit level management, to address any specific concern related to that location. This committee addresses issues related to health and safety, sexual harassment, canteen issues and labor related issues.

### 7. Membership of employees and worker in association(s) or Unions recognised by the listed entity:

Category	FY 2022-23 Current Financial Year			FY 2021-22 Previous Financial Year		
	Total employees / workers in respective category (A)	No. of employees / workers in respective category, who are part of association(s) or Union (B)	% (B/A)	Total employees / workers in respective category (C)	No. of employees / workers in respective category, who are part of association(s) or Union (D)	% (D/C)
<b>Total Permanent Employees</b>						
- Male						
- Female						
<b>Total Permanent Workers</b>						
- Male						
- Female						

### 8. Details of training given to employees and workers:

Category	FY 2022-23 Current Financial Year					FY 2021-22 Previous Financial Year				
	Total (A)	On Health and safety measures		On Skill upgradation		Total (D)	On Health and safety measures		On Skill upgradation	
		Number (B)	% (B/A)	Number (C)	% (C/A)		Number (E)	% (E/D)	Number (F)	% (F/D)
<b>Employees</b>										
Male	1,517	195	13%	1,070	71%	1,599	774	48%	1,097	69%
Female	290	63	22%	263	91%	333	166	50%	209	63%
<b>Total</b>	<b>1,807</b>	<b>258</b>	<b>14%</b>	<b>1,333</b>	<b>74%</b>	<b>1,932</b>	<b>940</b>	<b>51%</b>	<b>1,306</b>	<b>68%</b>
<b>Workers</b>										
Male	9,738	4,316	44%	3,672	38%	10,537	4,082	39%	3,288	31%
Female	1,754	1,019	58%	995	57%	2,529	913	36%	666	26%
<b>Total</b>	<b>11,492</b>	<b>5,335</b>	<b>46%</b>	<b>4,667</b>	<b>41%</b>	<b>13,066</b>	<b>4,995</b>	<b>38%</b>	<b>3,954</b>	<b>30%</b>

### 9. Details of performance and career development reviews of employees and worker:

Category	FY 2022-23 Current Financial Year			FY 2021-22 Previous Financial Year		
	Total (A)	No. (B)	% (B/A)	Total (C)	No. (D)	% (D/C)
<b>Employees</b>						
Male	1,517	1,517	100%	1,599	1,599	100%
Female	290	290	100%	333	333	100%
<b>Total</b>	<b>1,807</b>	<b>1,807</b>	<b>100%</b>	<b>1,932</b>	<b>1,932</b>	<b>100%</b>
<b>Workers</b>						
Male	9,738	9,738	100%	10,537	10,537	100%
Female	1,754	1,754	100%	2,529	2,529	100%
<b>Total</b>	<b>11,492</b>	<b>11,492</b>	<b>100%</b>	<b>13,066</b>	<b>13,066</b>	<b>100%</b>

**10. Health and safety management system:**
**a. Whether an occupational health and safety management system has been implemented by the entity? (Yes/ No). If yes, what is the coverage of such a system?**

Yes, the organization is 45001-2018 (OH&SMS) certified and follows all the guidelines related to health and safety, which covers 100% of the operational boundary of the reporting year. Robust health and safety policy is also in place to ensure the Company's members are provided a safe and healthy working environment, while complying with all the necessary regulations to protect the environment, reduce waste impact and sustainable disposal, ensuring all the stakeholders safety and security. An EHS committee is constituted by the reporting Company with senior leadership whose responsibility is to ensure safety and healthy working environment. Various sub-committee are formed for effective monitoring and risk mitigation. The committees implement standardized compliance requirements, monitor performance against targets, develop guidelines and promote awareness. The committee is also responsible for driving safety training sessions to upskill stakeholders in maintaining safety workplace.

**b. What are the processes used to identify work-related hazards and assess risks on a routine and non-routine basis by the entity?**

The Company conducts 'Hazard Identification and Risk Assessment (HIRA)', on a periodic basis for all the routine and non-routine tasks. This process is also followed for any addition of new process and equipment.

**c. Whether you have processes for workers to report the work-related hazards and to remove themselves from such risks.**

Yes, the Company has written procedures and guidelines to support reporting of identified risks by all the stakeholders to the supervisor, department head or safety officer. The report raised then gets discussed in safety committee meetings to implement best practices.

**d. Do the employees/ workers of the entity have access to non-occupational medical and healthcare services?**

Yes, all employees and contract workmen have full-fledged access to occupational healthcare centre for doctor consultation and healthcare service. This access is available both during and after the working hours.

**11. Details of safety related incidents, in the following format:**

Safety Incident/Number	Category	FY 2022-23	FY 2021-22
		Current Financial Year	Previous Financial Year
<b>Lost Time Injury Frequency Rate (LTIFR) (per one million-person hours worked)</b>	Employees	0	0
	Workers	2000	2400
<b>Total recordable work-related injuries</b>	Employees	0	0
	Workers	95	115
<b>No. of fatalities</b>	Employees	0	0
	Workers	0	0
<b>High consequence work-related injury or ill-health (excluding fatalities)</b>	Employees	0	0
	Workers	19	10

**12. Describe the measures taken by the entity to ensure a safe and healthy workplace.**

The Company has always been fully committed to ensure a safe and healthy workplace. An EHS committee has been formed under the guidance of Chief Risk Officer, whose overall responsibility is to implement safety workplace regulations. Various sub-committee are formed under the committee who integrate monitoring and reporting systems for EHS related operations. The Company has created a loop which works on training members, contractors, employees and others who work with the Company. Every location has a committee who reports on incidents, fatalities, Lost time injuries and training hours. The sub-committee drive hazard and risk associated activities to evaluate the potential impact and train stakeholders, as a mitigation measure. Apart from these activities, the committees undertake targets such as- zero incidents, firefighting capacity building, conduct regular mock-drills, source and distribute relevant protective personal equipment for members at site, and build a safe, healthy and sustainable working environment.

**13. Number of complaints on the following made by employees and workers**

	FY 2022-23 Current Financial Year			FY 2021-22 Previous Financial Year		
	Filed during the year	Pending resolution at the end of year	Remarks	Filed during the year	Pending resolution at the end of year	Remarks
<b>Working Conditions</b>	14	0	All complaints addressed	0	0	-
<b>Health &amp; Safety</b>	0	0	-	0	0	-

**14. Assessments for the year**

	% of your plants and offices that were assessed (by entity or statutory authorities or third parties)
<b>Health and safety practices</b>	100%
<b>Working Conditions</b>	100%

**15. Provide details of any corrective action taken or underway to address safety-related incidents (if any) and on significant risks / concerns arising from assessments of health & safety practices and working conditions.**

The company has incorporated robust internal health and safety audit systems to address any significant risks, concerns and incidents. Beginning of every month an audit schedule is finalized and an intra plant audit is conducted to validate the documentation process, safety conditions and other aspects through checklists. For this activity, the company is in the process of implementing a digital tool to capture all stakeholders and assign tasks as per audit checklist. The company has deep routed leadership in health and safety vigilance and monitors working conditions all day to avoid any incidents.

**L: Leadership Indicators**
**1. Does the entity extend any life insurance or any compensatory package in the event of death of (A) Employees (Y/N) (B) Workers (Y/N).**

Yes, the Company has extended life insurance and compensation package in event of demise of any employee and contract workforce, both.

**2. Provide the measures undertaken by the entity to ensure that statutory dues have been deducted and deposited by the value chain partners.**

As a part of our code of conduct, which is extended to our suppliers, Trident undertakes declarations including confirmation of statutory due clearance. As submission of proof, Trident also collects statutory documentation from value chain partners.

3. Provide the number of employees / workers having suffered high consequence work related injury / ill-health / fatalities (as reported in Q11 of Essential Indicators above), who have been rehabilitated and placed in suitable employment or whose family members have been placed in suitable employment:

	Total no. of affected employees/ workers		No. of employees/workers that are rehabilitated and placed in suitable employment or whose family members have been placed in suitable employment	
	FY 2022-23 Current Financial Year	FY 2021-22 Previous Financial Year	FY 2022-23 Current Financial Year	FY 2021-22 Previous Financial Year
<b>Employees</b>	0	0	0	0
<b>Workers</b>	19	10	0	0

4. Does the entity provide transition assistance programs to facilitate continued employability and the management of career endings resulting from retirement or termination of employment? (Yes/ No)

Yes, the Company provides assistance related to retirement of employees. The benefits also include Provident fund, gratuity and other compensation. The Company have defined gratuity plan (Funded) and is governed by The Payment of Gratuity Act 1972, under which employees who have completed 5 years of service are entitled for gratuity benefit and is also payable on termination/ retirement of the employee.

5. Details on assessment of value chain partners:

	% of value chain partners (by value of business done with such partners) that were assessed
<b>Health and safety conditions</b>	50%
<b>Working conditions</b>	70%

6. Provide details of any corrective actions taken or underway to address significant risks / concerns arising from assessments of health and safety practices and working conditions of value chain partners.

The Company is engaged with critical material suppliers through awareness sessions and physical site visits. Among chemical suppliers a few corrective actions undertaken to increase safety working condition includes- (1) improvement in shopfloor lighting, (2) Night reflectors installation, (3) Transparent maintenance report for machineries, and (4) shopfloor cleanliness.



**Principle 4: Businesses should respect the interests of and be responsive to all its stakeholders**

## E: Essential Indicators

1. Describe the processes for identifying key stakeholder groups of the entity.

The key stakeholder groups for Trident involves Regulatory Bodies, Institutions, Suppliers, Communities and Customers. The Company follows a structured approach to identify the stakeholder and purpose of engagement. The initial stage involves defining scope of engagement such as- survey, training and engagement, regulatory and tax, audit, appraisal and many more. After the scope of engagement, stakeholder groups are identified relevant for the stakeholder group, followed by prioritizing, strategy building and communication and engagement. Through this methodology the Company has identified the key stakeholders impacted and built engagement sessions to address issues and share best practices and build value adding to business and brand building space.

2. List stakeholder groups identified as key for your entity and the frequency of engagement with each stakeholder group.

Stakeholder Group	Whether identified as Vulnerable & Marginalized Group (Yes/No)	Channels of communication (Email, SMS, Newspaper, Pamphlets, Advertisement, Community Meetings, Notice Board, Website), Other	Frequency of engagement (Annually/ Half yearly/ Quarterly / others – please specify)	Purpose and scope of engagement including key topics and concerns raised during such engagement
<b>Government and regulatory authorities</b>	No	<ul style="list-style-type: none"> <li>o Industry Bodies</li> <li>o Corporate Reports and Presentations</li> <li>o Written and Email Communication.</li> <li>o In-Person Meeting</li> </ul>	As per requirement, and applicable to rules and laws	<b>Purpose and Scope:</b> <ul style="list-style-type: none"> <li>a) Regulatory Compliance</li> <li>b) Pollution Control Board statutory reporting</li> </ul> <b>Topics of Engagement:</b> <ul style="list-style-type: none"> <li>a) Compliance monitoring and reporting</li> </ul>
<b>Academia,</b>	No	<ul style="list-style-type: none"> <li>o Written and Email</li> <li>o In-Person Meeting</li> <li>o Seminars and Knowledge sharing platforms</li> </ul>	Ongoing- throughout the year	<b>Purpose and Scope:</b> <ul style="list-style-type: none"> <li>a) Collaboration</li> <li>b) Student Hiring</li> <li>c) Leadership and Employee Training</li> </ul> <b>Topics of Engagement:</b> <ul style="list-style-type: none"> <li>a) Sharing Industry Best practices</li> <li>b) Hiring of fresher candidates</li> <li>c) Training of Trident employees.</li> </ul>



Stakeholder Group	Whether identified as Vulnerable & Marginalized Group (Yes/No)	Channels of communication (Email, SMS, Newspaper, Pamphlets, Advertisement, Community Meetings, Notice Board, Website), Other	Frequency of engagement (Annually/ Half yearly/ Quarterly / others – please specify)	Purpose and scope of engagement including key topics and concerns raised during such engagement
<b>Employees</b>	No	<ul style="list-style-type: none"> <li>o In-Person Meetings</li> <li>o Email Communication</li> <li>o Employee Survey</li> <li>o Employee Trainings</li> <li>o Orientation/Induction</li> <li>o Town Hall Programs</li> <li>o Learning and Development</li> <li>o Rewards and Recognitions</li> </ul>	Ongoing-throughout the year	<b>Purpose and Scope:</b> a) Collaboration b) Employee Wellbeing c) Training and Development <b>Topics of Engagement:</b> a) Safety Trainings b) Technical Trainings c) Compensation and benefits d) Employee Programs e) Communication and Best Practices sharing
				<b>Purpose and Scope:</b> a) Assessment and product survey b) Product feedback c) Environment Protection Collaboration <b>Topics of Engagement:</b> a) Pricing, policy and features b) Product design, quality and delivery c) Emission Reduction Target engagement d) Communication and Best Practices sharing
<b>Customers</b>	No	<ul style="list-style-type: none"> <li>o Customer Meetings</li> <li>o In-person or Telephonic</li> <li>o Media Campaigns</li> <li>o Email Communication</li> <li>o Survey Communication</li> <li>o Seminars and Events</li> </ul>	Ongoing-throughout the year	<b>Purpose and Scope:</b> a) Assessment and product survey b) Product feedback c) Environment Protection Collaboration <b>Topics of Engagement:</b> a) Pricing, policy and features b) Product design, quality and delivery c) Emission Reduction Target engagement d) Communication and Best Practices sharing

Stakeholder Group	Whether identified as Vulnerable & Marginalized Group (Yes/No)	Channels of communication (Email, SMS, Newspaper, Pamphlets, Advertisement, Community Meetings, Notice Board, Website), Other	Frequency of engagement (Annually/ Half yearly/ Quarterly / others – please specify)	Purpose and scope of engagement including key topics and concerns raised during such engagement
<b>Suppliers</b>	No (Few Segments of Supply Chain Partners, yes)	<ul style="list-style-type: none"> <li>o Site Audits</li> <li>o In-person and telephonic communication</li> <li>o Supplier Onboarding</li> <li>o Quality Trainings</li> <li>o Email Communication</li> </ul>	Ongoing-throughout the year	<b>Purpose and Scope:</b> a) Material quality supply b) Supplier audit c) Supplier Negotiations <b>Topics of Engagement:</b> a) Pricing, policy and material features b) Material design, Quality and Delivery c) Communication and Best Practices sharing d) Health and Safety training e) Awards and Recognition Program
				<b>Purpose and Scope:</b> a) Community Engagement b) Capacity Building c) CSR Activities <b>Topics of Engagement:</b> a) Grievance addressing b) Livelihood Building c) Training and Development d) Infrastructure development
<b>Local community</b>	Yes	<ul style="list-style-type: none"> <li>o In-Person Meeting</li> <li>o Focused Group Meeting</li> <li>o Capacity building sessions</li> <li>o Telephonic communication</li> </ul>	Ongoing-throughout the year	<b>Purpose and Scope:</b> a) Community Engagement b) Capacity Building c) CSR Activities <b>Topics of Engagement:</b> a) Grievance addressing b) Livelihood Building c) Training and Development d) Infrastructure development

Stakeholder Group	Whether identified as Vulnerable & Marginalized Group (Yes/No)	Channels of communication (Email, SMS, Newspaper, Pamphlets, Advertisement, Community Meetings, Notice Board, Website), Other	Frequency of engagement (Annually/ Half yearly/ Quarterly / others – please specify)	Purpose and scope of engagement including key topics and concerns raised during such engagement
<b>Investors &amp; shareholders</b>	No	<ul style="list-style-type: none"> <li>o Annual Report</li> <li>o Annual General Meetings</li> <li>o Disclosures, Seminars, Investor Calls, and in-person meetings</li> <li>o Media and Press Release</li> <li>o Email and Telephonic Communication</li> </ul>	Quarterly	<p><b>Purpose and Scope:</b></p> <ul style="list-style-type: none"> <li>a) Respond to concerns and queries</li> <li>b) Financial Performance</li> <li>c) Governance and Strategy</li> </ul> <p><b>Topics of Engagement:</b></p> <ul style="list-style-type: none"> <li>a) Company's financial performance</li> <li>b) Corporate Strategy updates</li> <li>c) Research and Innovation</li> </ul>

**Education-** Trident is supporting more than 200 children, who do not have access to education, free of cost classes at a private school in Punjab. To provide basic infrastructure in schools the Company has provided Ceiling Fans, Water Coolers, RO Water Purifiers, Almirahs, Printers etc. to 5 schools and free books and notebooks were distributed among more than 2000 children in Madhya Pradesh and Punjab. Extra efforts were taken by Trident to renovate High School at Fateh Nagar, to improve the quality of education and has impacted more than 600 children. The renovation drive also covered senior secondary government school at Dhaula, to improve sanitation at education centre and constructed more than five common washrooms, impacting more than 1200 children.

**Health & Wellness:** The Company has organized three blood donation camps wherein 180 units of Blood was donated by our members to the local government Medical Units. Trident also addresses the SDG goal – Access to Healthcare, by providing more than 5100+ free of cost OPD consultation through free health camps and through partnership with hospitals. In another similar drive, more than 7000 beneficiaries have been reported for free OPD consultation and medicines. The medical drive is also accompanied by donation to tribal areas and lesser privileged members of society by giving them clothes, blankets, shoes, books and other necessary supplies. More than 2000 direct beneficiaries are recorded through this drive during FY 22-23.

**Women Empowerment:** As a part of CSR activity, the Company had engaged with women in rural locations through skill development training programs in Sewing. The free of cost training program focuses on stitching and embroidery skills to help develop self-help groups. The impact was created among more than 90 women. Through self-help groups, the women of rural areas have now been able to generate 7 lakhs+ revenue through Stitching services.

**The Parali Solution:** This initiative was undertaken to reduce the emission through paddy residue burning. Through this initiative, the Company assisted farmers to manage paddy residue within their manufacturing units and replace coal with alternative biomass fuel.

## L; Leadership Indicators

### 1. Provide the processes for consultation between stakeholders and the Board on economic, environmental, and social topics or if consultation is delegated, how is feedback from such consultations provided to the Board.

The company believes in conducting the affairs of its constituents in a fair and transparent manner, by adopting high level of professionalism and honesty. The company has formulated various policies by taking inputs from multiple stakeholders and are updated regularly in the light of changing scenario. The inputs from stakeholders on key environment and social topics is shared with the board through the Managing Director of the company and acts as an interface between the stakeholders and Board of Directors.

### 2. Whether stakeholder consultation is used to support the identification and management of environmental, and social topics (Yes / No). If so, provide details of instances as to how the inputs received from stakeholders on these topics were incorporated into policies and activities of the entity.

Yes, the company is engaged in stakeholder consultation to support the identification and management of environment and social topics. The company has incorporated one of the initiatives advised by a customer to address the paddy stubble burning issue. The burning of paddy stocks causes large scale air pollution across the wind footprint. To address this issue, the company undertook 'Better Air Project', and started collection of paddy straw from nearby land and utilized as alternative fuel in boilers. After successful piloting, the company installed large scale project for paddy straw utilization. The company also works with multiple education institutes and incorporates suggestions to adopt new and efficient technologies to create industry benchmark.

### 3. Provide details of instances of engagement with, and actions taken to, address the concerns of vulnerable/ marginalized stakeholder groups.

The Company has identified key concerns raised through engagement with marginalized stakeholders of the society who are majorly lack of access to quality education among children, lack of healthcare facilities among weaker sections of the society, limitations to the means of skill development and livelihood generation among women and lack of means to cater to the problem of agricultural waste among poor/ landless small farmers. The Company has taken many initiatives to address the concerns namely:



**Principle 5: Businesses should respect and promote human rights**

### E: Essential Indicators

1. Employees and workers who have been provided training on human rights issues and policy(ies) of the entity, in the following format:

Category	FY 2022-23			FY 2021-22		
	Total (A)	No. of employees / workers covered (B)	% (B/A)	Total (C)	No. of employees / workers covered (D)	% (D/C)
<b>Employees</b>						
Permanent	1,807	712	39%	1,632	482	30%
Other than permanent	87	48	55%	365	9	2%
<b>Total employees</b>	<b>1,894</b>	<b>760</b>	<b>40%</b>	<b>1,997</b>	<b>491</b>	<b>25%</b>
<b>Workers</b>						
Permanent	11,943	7,988	67%	10,660	4,887	46%
Other than permanent	2,696	1,213	45%	2,581	975	38%
<b>Total workers</b>	<b>14,639</b>	<b>9,201</b>	<b>63%</b>	<b>13,241</b>	<b>5,862</b>	<b>44%</b>

2. Details of minimum wages paid to employees and workers, in the following format

Category	Total (A)	FY 2022-23				Total (D)	FY 2021-22			
		Equal to minimum wage		More than minimum wage			Equal to minimum wage		More than minimum wage	
		No. (B)	% (B/A)	No. (C)	% (C/A)		No. (E)	% (E/D)	No. (F)	% (F/D)
<b>Employees</b>										
<b>Permanent and Other than Permanent</b>										
Male	1,517	0	0%	1,517	100%	1,599	0	0	1,599	100%
Female	290	0	0%	290	100%	333	0	-	333	100%
<b>Workers</b>										
<b>Permanent and Other than Permanent</b>										
Male	9,738	0	-	9,738	100%	10,537	0	-	10,537	100%
Female	1,754	0	-	1,754	100%	2,529	0	-	2,529	100%

3. Details of remuneration/salary/wages, in the following format:

	Male		Female	
	Number	Median remuneration/ salary/ wages of respective category	Number	Median remuneration/ salary/ wages of respective category
Board of Directors (BoD)	12	9.8 million	1	5.7 million
Key Managerial Personnel	2	2.9 million	0	0
Employees other than BoD and KMP	1153	1.78 million	220	1.35 million
Workers	9448	0.27 million	2001	0.21 million

4. Do you have a focal point (Individual/ Committee) responsible for addressing human rights impacts or issues caused or contributed to by the business? (Yes/No)

Yes, the Company does have Grievance Committee responsible for addressing human rights issues caused by the business. The Company advocates the supremacy of human rights and does have internal policy to acknowledge the support. The employees are trained on the issues related to human rights and covers supply chain partners with a formal policy and annual surprise audit to validate the claim. Trident strongly discourage our stakeholders from conducting unethical violation of Human Rights.

5. Describe the internal mechanisms in place to redress grievances related to human rights issues.

The Company does have internal mechanism to redress grievances related to human rights issues. Trident has Grievance committee and Internal Complaints committee who captures the complaint and investigate it. Key management personnel are involved in such cases due to the sensitivity of the complaint. In situation of any supplier getting a red flag on human rights abuse, an imminent audit committee will be established to further investigate the complaint.

6. Number of Complaints on the following made by employees and workers:

	FY 2022-23 Current Financial Year			FY 2021-22 Previous Financial Year		
	Filed during the year	Pending resolution at the end of year	Remarks	Filed during the year	Pending resolution at the end of year	Remarks
Sexual Harassment	0	0	NA	0	0	NA
Discrimination at workplace	0	0	NA	0	0	NA
Child Labour	0	0	NA	0	0	NA
Forced Labour/ Involuntary Labour	0	0	NA	0	0	NA
Wages	0	0	NA	0	0	NA
Other human rights related issues	0	0	NA	0	0	NA

7. Mechanisms to prevent adverse consequences to the complainant in discrimination and harassment cases.

The Company has integrated a control mechanism to address issues of harassment and misconduct. The internal Complaints Committee oversees any complaints and engage with the stakeholders to investigate and resolve the issue. The engagement is kept highly confidential looking at the sensitivity of the situation. The Company has Whistle Blower Policy to address such cases.

Policy Link- [https://assets.Tridentindia.com/VIGIL\\_MECHANISM\\_and\\_WHISTLE\\_BLOWER\\_POLICY\\_54d50bdb08.pdf](https://assets.Tridentindia.com/VIGIL_MECHANISM_and_WHISTLE_BLOWER_POLICY_54d50bdb08.pdf)

8. Do human rights requirements form part of your business agreements and contracts? (Yes/No)

Yes. The Company has Combined Code of Governance and Conduct policy to address Human Rights requirement as a part of business agreements and contracts.

## 9. Assessments of the year

% Of your plants and offices that were assessed (By entity or statutory authorities or third parties)

Child labour	
Forced/involuntary labour	
Sexual harassment	
Discrimination at workplace	100%
Wages	
Others – please specify	

## 10. Provide details of any corrective actions taken or underway to address significant risks / concerns arising from the assessments at Question 9 above.

Not Applicable

## L: Leadership Indicators

### 1. Details of a business process being modified / introduced as a result of addressing human rights grievances/complaints.

Trident Limited regularly provides training programs to its employees on Business Code of Conduct.

### 2. Details of the scope and coverage of any Human rights due diligence conducted.

Trident Limited undertakes Human rights due diligence internally.

### 3. Is the premise/office of the entity accessible to differently abled visitors, as per the requirements of the Rights of Persons with Disabilities Act, 2016?

Yes, the premise/office of the company have ramps for easy movement of differently abled visitors.

### 4. Details on assessment of value chain partners:

% of value chain partners (by value of business done with such partners) that were assessed

Sexual harassment	-
Discrimination at workplace	-
Child labour	-
Forced/involuntary labour	-
Wages	-
Others – please specify	-

### 5. Provide details of any corrective actions taken or underway to address significant risks / concerns arising from the assessments at Question 4 above.

The Company have not encountered any concerns with regards to harassment, labour abuse or any other human rights related issues.



**Principle 6: Businesses should respect and make efforts to protect and restore the environment**

## E: Essential Indicators

### 1. Details of total energy consumption (in Joules or multiples) and energy intensity, in the following format:

Parameter	Unit	FY 2022-23 (Current Financial Year)	FY 2021-22 (Previous Financial Year)
Total electricity consumption (A)	TJ	2,399.81	2,803.14
Total fuel consumption (B)	TJ	6,239.18	6,589.52
Energy consumption through other sources (C)	TJ	0	0
<b>Total energy consumption (A+B+C)</b>	<b>TJ</b>	<b>8,638.99</b>	<b>9,392.66</b>
Energy intensity per rupee of turnover (Total energy consumption/ turnover in rupees)	TJ/INR million turnover	0.124	0.133
Energy intensity (optional) – the relevant metric may be selected by the entity	TJ/INR million turnover		

Note: Indicate if any independent assessment/ evaluation/assurance has been carried out by an external agency? (Y/N) If yes, name of the external agency.

### 2. Does the entity have any sites / facilities identified as designated consumers (DCs) under the Performance, Achieve and Trade (PAT) Scheme of the Government of India? (Y/N) If yes, disclose whether targets set under the PAT scheme have been achieved. In case targets have not been achieved, provide the remedial action taken, if any.

Yes, The Company have facilities identified as designated consumers under Performance, Achieve and Trade Scheme of the Government of India.

SN	BUSINESS	REMARKS	Pat Cycle li Base Line Toe/Mt	Target Sec Toe/Mt	Achieved 2020- 21 Toe/Mt	Achieved 2020- 21 Toe/Mt
1	HOME TEXTILES	Under Progress	1.927	1.821	2.07	Under Progress
2	YARN	Under Progress	0.409	0.389	0.41	Under Progress
3	PAPER	Achieved	0.57	0.541	0.47	Achieved

### 3. Provide details of the following disclosures related to water, in the following format:

Parameter	FY 2022-23	FY 2021-22
<b>Water withdrawal by source (in kilolitres)</b>		
(i) Surface water	13,346.72	13,558.39
(ii) Groundwater	265.87	322.28
(iii) Third party water (Municipal water supplies)	0	0
(iv) Seawater / desalinated water	0	0
(v) Others	1294.39	1526.61
<b>Total volume of water withdrawal (in kilolitres) (i + ii + iii + iv + v)</b>	<b>14,906.98</b>	<b>15,407.28</b>
<b>Total volume of water consumption (in kilolitres)</b>	<b>11,563.98</b>	<b>13,259.53</b>
Water intensity per rupee of turnover (Water consumed / turnover)	0.166	0.188
Water intensity (optional) – the relevant metric may be selected by the entity		

Note: Indicate if any independent assessment/ evaluation/assurance has been carried out by an external agency? (Y/N) If yes, name of the external agency.

**4. Has the entity implemented a mechanism for Zero Liquid Discharge? If yes, provide details of its coverage and implementation.**

Yes, the Company has maintained the zero liquid discharge facility from the beginning of our operations and save more than 6 million litres of fresh water every day. The zero liquid discharge mechanism covers 100% of our towel and sheeting processing at Budhni location. The recovery of water is through a biological plant for biodegradation of wastewater, membrane technology, reverse osmosis and multi effect evaporator systems. This system recovers all the wastewater. The Company also treats water through effluent treatment plant at Punjab location and uses the water for gardening and horticulture purposes. The Company is one of the largest among industries, in terms of water recovery from waste streams capacity and best in class technology implementation.

**5. Please provide details of air emissions (other than GHG emissions) by the entity, in the following format:**

Parameter	Please specify unit	FY 2022-23 (Current Financial Year)	FY 2021-22 (Previous Financial Year)
<b>NOx</b>	Tons/annum	222.47	226.78
<b>SOx</b>	Tons/annum	405.08	478.82
<b>Particulate matter (PM)</b>	Tons/annum	235.02	331.76
<b>Persistent organic pollutants (POP)</b>	Tons/annum	0	0
<b>Volatile organic compounds (VOC)</b>	Tons/annum	0	0
<b>Hazardous air pollutants (HAP)</b>	Tons/annum	0	0
<b>Others – Ozone Depleting Substances (HCFC – 22 or R-22)</b>	tons/annum	0	0

Note: Indicate if any independent assessment/ evaluation/assurance has been carried out by an external agency? (Y/N) If yes, name of the external agency.

**6. Provide details of greenhouse gas emissions (Scope 1 and Scope 2 emissions) & its intensity, in the following format:**

Parameter	Unit	FY 2022-23 (Current Financial Year)	*FY 2021-22 (Previous Financial Year)
<b>Total Scope 1 emissions (Break-up of the GHG into CO<sub>2</sub>, CH<sub>4</sub>, N<sub>2</sub>O, HFCs, PFCs, SF<sub>6</sub>, NF<sub>3</sub>, if available)</b>	Metric tonnes of CO <sub>2</sub> Equivalent	7,67,867.30	8,15,236.30
<b>Total Scope 2 emissions (Break-up of the GHG into CO<sub>2</sub>, CH<sub>4</sub>, N<sub>2</sub>O, HFCs, PFCs, SF<sub>6</sub>, NF<sub>3</sub>, if available)</b>	Metric tonnes of CO <sub>2</sub> Equivalent	2,59,305.69	3,28,587.48
<b>Total Scope 1 and Scope 2 emissions per rupee of turnover</b>	tCO <sub>2</sub> e/INR million of revenue	Scope 1- 11.06 Scope 2- 3.73	Scope 1- 11.69 Scope 2- 4.66
<b>Total Scope 1 and Scope 2 emission intensity (optional) – the relevant metric may be selected by the entity</b>			

Note: Indicate if any independent assessment/ evaluation/assurance has been carried out by an external agency? (Y/N) If yes, name of the external agency. –

**7. Does the entity have any project related to reducing Greenhouse Gas emission? If yes, then provide details.**

Trident has undertaken some key projects to reduce greenhouse gas emissions. Mentioned below are description of projects undertaken-

- (1) Co-firing of rice-husk with coal by up to 30% to further increase heat consumption from renewable sources of fuel.
- (2) Investment in captive solar power plant of capacity 17.8 MW has been commissioned. As a part of long-term investment planning, another 22 MW solar park is aimed to commission by 2025.
- (3) Energy efficiency measures through replacement of old equipment and reduction of energy consumption through total quality management approach.

**8. Provide details related to waste management by the entity, in the following format:**

Parameter	FY 2022-23 (Current Financial Year)	FY 2021-22 (Previous Financial Year)
<b>Total Waste generated (in metric tonnes)</b>		
Plastic waste (A)	614.03	834.75
E-waste (B)	15.74	18.87
Bio-medical waste (C)	0.434	0.452
Construction and demolition waste (D)	0	0
Battery waste (E)	10.58	9.89
Radioactive waste (F)	0	0
Other Hazardous waste. (ETP Sludge, Oil-soaked cotton, Used Oil (G))	5674.01	5904.31
Other Non-hazardous waste generated (H). Please specify, if any. (ETP Sludge, process waste, fly ash)	90,092.47	114,599.87
<b>Total (A+B + C + D + E + F + G + H)</b>	<b>96,407.47</b>	<b>1,21,368.14</b>

For each category of waste generated, total waste recovered through recycling, re-using or other recovery operations (in metric tonnes)

Category of waste		
(i) Recycled	-	-
(ii) Re-used	-	-
(iii) Other recovery operations	-	-
<b>Total</b>	<b>-</b>	<b>-</b>

For each category of waste generated, total waste disposed by nature of disposal method (in metric tonnes)

Category of waste		
(i) Incineration	-	-
(ii) Landfilling	-	-
(iii) Other disposal operations	-	-
<b>Total</b>	<b>-</b>	<b>-</b>

Note: Indicate if any independent assessment/ evaluation/assurance has been carried out by an external agency? (Y/N) If yes, name of the external agency.

**9. Briefly describe the waste management practices adopted in your establishments. Describe the strategy adopted by your Company to reduce usage of hazardous and toxic chemicals in your products and processes and the practices adopted to manage such wastes.**

Waste management practice- The Company has adopted 5Rs Practice framework to address waste generation, namely- Reduce, Reuse, Recycle, Re-engineer, Redesign. We are a zero liquid discharge Company, creating an impact on environment by saving more than 6 million liters of fresh water every day. We have also implemented optimization systems to reduce the steam and power consumption. Furthermore, as an effort to eliminate dependency on tradition fuels, we have started utilizing agricultural waste for power generation, including the utilization of daily food waste and other waste to energy conversion. This also supports the farmer segment from our supplier base to increase the per capita income. Our power plants are equipped with latest multi-fuel AFBC boilers which consumes wastes such as- ETP sludge, pet-coke, cotton dust, and other agro-wastes.

The zero liquid discharge units generate sodium sulphate as a byproduct, which was disposed of in secured landfills earlier due to poor-quality material. The Company has undertaken a circular economy strategy to eliminate landfill practices. The poor-quality waste generated have been diverted from landfills and purified, which then got converted as a raw material for washing power manufacturing. More than 180 tons of material have been diverted and is expected to increase to more than 540 tons annually.

10. If the entity has operations/offices in/around ecologically sensitive areas (such as national parks, wildlife sanctuaries, biosphere reserves, wetlands, biodiversity hotspots, forests, coastal regulation zones etc.) where environmental approvals / clearances are required, please specify details in the following format:

Not Applicable

S. No.	Location of operations/offices	Type of operations	Whether the conditions of environmental approval / clearance are being complied with? (Y/N) If no, the reasons thereof and corrective action taken, if any.
-	-	-	-
-	-	-	-

11. Details of environmental impact assessments of projects undertaken by the entity based on applicable laws, in the current financial year:

Not Applicable

Name and brief details of project	EIA Notification No.	Date	Whether conducted by independent external agency (Yes / No)	Results communicated in public domain (Yes / No)	Relevant Web link
-	-	-	-	-	-
-	-	-	-	-	-

12. Is the entity compliant with the applicable environmental law/ regulations/ guidelines in India; such as the Water (Prevention and Control of Pollution) Act, Air (Prevention and Control of Pollution) Act, Environment protection act and rules thereunder (Y/N). If not, provide details of all such non-compliances, in the following format:

Yes, the Trident Limited is compliant with the applicable environment laws/guidelines.

S. No.	Specify the law / regulation / guidelines which was not complied with	Provide details of the non-compliance	Any fines / penalties / action taken by regulatory agencies such as pollution control boards or by courts	Corrective action taken, if any
-	-	-	-	-

## L: Leadership Indicators

1. Provide break-up of the total energy consumed (in Joules or multiples) from renewable and non-renewable sources, in the following format:

Parameter	Unit	FY 2022-23 (Current Financial Year)	FY 2021-22 (Previous Financial Year)
<b>From renewable sources</b>			
Total electricity consumption (A)	TJ	68.02	0.16
Total fuel consumption (B)	TJ	12.64	21.78
Energy consumption through other sources (C)	TJ	0	0
<b>Total energy consumed from renewable sources (A+B+C)</b>	TJ	80.66	21.94
<b>From non-renewable sources</b>			
Total electricity consumption (D)	TJ	2,331.79	2,802.98
Total fuel consumption (E)	TJ	6,226.54	6,567.74
Energy consumption through other sources (F)			
<b>Total energy consumed from non-renewable sources (D+E+F)</b>		8,558.33	9,370.72

Note: Indicate if any independent assessment/ evaluation/assurance has been carried out by an external agency? (Y/N) If yes, name of the external agency.

2. Provide the following details related to water discharged:

Not Applicable

3. Water withdrawal, consumption, and discharge in areas of water stress (in kilolitres):

For each facility / plant located in areas of water stress, provide the following information:

(i) Name of the area: Not Applicable

(ii) Nature of operations: Not Applicable

(iii) Water withdrawal, consumption, and discharge in the following format: Not Applicable

4. Please provide details of total Scope 3 emissions & its intensity, in the following format:

Parameter	Unit	FY 2022-23 (Current Financial Year)	FY 2021-22 (Previous Financial Year)
<b>Total Scope 3 emissions</b> (Break-up of the GHG into CO <sub>2</sub> , CH <sub>4</sub> , N <sub>2</sub> O, HFCs, PFCs, SF <sub>6</sub> , NF <sub>3</sub> , if available)	tCO <sub>2</sub> e	-	-
<b>Total Scope 3 emissions per rupee of turnover</b>	tCO <sub>2</sub> e/Million INR Turnover	-	-
<b>Total Scope 3 emission intensity</b> (optional) – the relevant metric may be selected by the entity	tCO <sub>2</sub> e per Crore of revenue	-	-

Note: Indicate if any independent assessment/ evaluation/assurance has been carried out by an external agency? (Y/N) If yes, name of the external agency.

5. With respect to the ecologically sensitive areas reported at Question 10 of Essential Indicators above, provide details of significant direct & indirect impact of the entity on biodiversity in such areas along-with prevention and remediation activities.

Not Applicable

6. If the entity has undertaken any specific initiatives or used innovative technology or solutions to improve resource efficiency, or reduce impact due to emissions / effluent discharge / waste generated, please provide details of the same as well as outcome of such initiatives, as per the following format:

S. No.	Initiative undertaken	Details of the initiative (Web-link, if any, may be provided along-with summary)	Outcome of the initiative
1	-	-	-
2	-	-	-

7. Does the entity have a business continuity and disaster management plan? Give details in 100 words/ web link.

Yes, the Company has robust internal control systems to evaluate business continuity and disaster management plan. Business operations are closely monitored by the internal unit management teams and internal audit committee. The Company has evaluated the need for sustainable transformation of business and integrated ESG principles within the business, to undertake emission reduction targets. The climate response strategy is already in place and is being tracked continuously to further achieve the target.

The company has also established emergency response plan for all sites to prevent potential cause of serious injuries and loss of lives or extensive damage to property and environmental disruption. The 'Onsite Emergency Plan' outlines the basic course of action to be followed by the company in case of major fire or explosion, chemical spillage, release of toxic chemicals, and any natural disaster which may occur either in or around the manufacturing plant premises.

8. Disclose any significant adverse impact to the environment, arising from the value chain of the entity. What mitigation or adaptation measures have been taken by the entity in this regard.

Not Applicable

9. Percentage of value chain partners (by value of business done with such partners) that were assessed for environmental impacts.

Not Applicable



**PRINCIPLE 7: Businesses, when engaging in influencing public and regulatory policy, should do so in a manner that is responsible and transparent**

### E: Essential Indicators

1. a. Number of affiliations with trade and industry chambers/ associations-10.

b. List the top 10 trade and industry chambers/ associations (determined based on the total members of such a body) the entity is a member of/ affiliated to.

S. No.	Name of the trade and industry chambers/ associations	Reach of trade and industry chambers/ associations (State/National)
1	Federation of Indian Chambers of Commerce and Industry (FICCI)	National
2	Confederation of Indian Industry (CII)	National
3	All India Management Association (AIMA)	National
4	Confederation of Indian Textile Industry	National
5	PHD Chamber of Commerce and Industry	National
6	Federation of Indian Export Organizations (FIEO)	National
7	The Cotton Textiles Export Promotion Council (TEXPROCIL)	National
8	Apparel Export Promotion Council (AEPC)	National
9	Northern Indian Textile Mills Association (NITMA)	Regional
10	Associated Chambers of Commerce and Industry of India	National

2. Provide details of corrective action taken or underway on any issues related to anti-competitive conduct by the entity, based on adverse orders from regulatory authorities.

Not Applicable

Name of authority	Brief of the case	Corrective action taken
-	NA	-
-	NA	-

### L: Leadership Indicators

1. Details of public policy positions advocated by the entity:

S. No.	Public policy advocated	Method resorted for such advocacy	Whether information available in the public domain? (Yes/No)	Frequency of Review by Board (Annually/ Half yearly/ Quarterly / Others – please specify)	Web Link, if available
			NA		
			NA		



**PRINCIPLE 8: Businesses should promote inclusive growth and equitable development**

### E: Essential Indicators

1. Details of Social Impact Assessments (SIA) of projects undertaken by the entity based on applicable laws, in the current financial year.

Not Applicable

Name and brief details of project	SIA Notification No.	Date of notification	Whether conducted by independent external agency (Yes / No)	Results communicated in public domain (Yes / No)	Relevant Web link
-	-	-	-	-	-
-	-	-	-	-	-

2. Provide information on project(s) for which ongoing Rehabilitation and Resettlement (R&R) is being undertaken by your entity, in the following format:

Not applicable

S. No.	Name of Project for which R&R is ongoing	State	District	No. of Project Affected Families (PAFs)	% of PAFs covered by R&R	Amounts paid to PAFs in the FY (In INR)
-	-	-	-	-	-	-
-	-	-	-	-	-	-

3. Describe the mechanisms to receive and redress grievances of the community.

The Company has established mechanism to receive and address grievances of the community, through the on-ground CSR team and overseen by CSR Committee. The ground team engages with the community gram panchayats to conduct focused group discussions and surveys to understand the requirements and concerns. After the analysis of field visit, interactions and financials, the findings are submitted to the board for needful intervention.

4. Percentage of input material (inputs to total inputs by value) sourced from suppliers:

	FY 2022-23 Current Financial Year	FY 2021-22 Previous Financial Year
Directly sourced from MSMEs/ small producers	34.8%	32.4%
Sourced directly from within the district and neighbouring districts	38.7%	36.9%

### L: Leadership Indicators

1. Provide details of actions taken to mitigate any negative social impacts identified in the Social Impact Assessments (Reference: Question 1 of Essential Indicators above):

Not Applicable

Details of negative social impact identified	Corrective action taken

2. Provide the following information on CSR projects undertaken by your entity in designated aspirational districts as identified by government bodies:

S. No.	State	Aspirational District	Amount spent (In INR)
-	-	-	-
-	-	-	-

3. (a) Do you have a preferential procurement policy where you give preference to purchase from suppliers comprising marginalized /vulnerable groups? (Yes/No)

(b) From which marginalized /vulnerable groups do you procure?

(c) What percentage of total procurement (by value) does it constitute?

4. Details of the benefits derived and shared from the intellectual properties owned or acquired by your entity (in the current financial year), based on traditional knowledge:

Not Applicable

S. No.	Intellectual Property based on traditional knowledge	Owned/ Acquired (Yes/No)	Benefit shared (Yes / No)	Basis of calculating benefit share
-	-	-	-	-
-	-	-	-	-

5. Details of corrective actions taken or underway, based on any adverse order in intellectual property related disputes wherein usage of traditional knowledge is involved.

Not Applicable

Name of authority	Brief of the Case	Corrective action taken
-	-	-
-	-	-

6. Details of beneficiaries of CSR Projects:

S. No.	CSR Project	No. of persons benefited from CSR Projects	% of beneficiaries from vulnerable and marginalized groups
1.	Education	Over 5000	100%
2.	Health & Wellness	Over 15,000	100%
3.	Women Empowerment	Over 2000	100%
4.	Agro Waste Management	Over 150	90%



**PRINCIPLE 9: Businesses should engage with and provide value to their consumers in a responsible manner**

## E: Essential Indicators

1. Describe the mechanisms in place to receive and respond to consumer complaints and feedback.

The Company has integrated complaint management with its SAP system. The retail consumers can reach out through toll free contact number and common group email address. All the complaints are recorded through SAP system and intimates the concerned department over email. The department then evaluates the complaint and address through effective communication networks.

2. Turnover of products and/ services as a percentage of turnover from all products/service that carry information about:

	As a percentage to total turnover
Environmental and social parameters relevant to the product	-
Safe and responsible usage	100%
Recycling and/or safe disposal	-

3. Number of consumer complaints in respect of the following:

	FY 2022-23 (Current Financial Year)		Remarks	FY 2021-22 (Previous Financial Year)		Remarks
	Received during the year	Pending resolution at end of year		Received during the year	Pending resolution at end of year	
Data privacy	-	-		-	-	
Advertising	-	-		-	-	
Cyber-security	-	-		-	-	
Delivery of essential services	-	-		-	-	
Restrictive Trade Practices	-	-		-	-	
Unfair Trade Practices	-	-		-	-	
Other	-	-		-	-	

4. Details of instances of product recalls on account of safety issues:

	Number	Reasons for recall
Voluntary recalls	-	-
Forced recalls	-	-

5. Does the entity have a framework/ policy on cyber security and risks related to data privacy? (Yes/No) If available, provide a web-link of the policy.

Yes, the Company is following ISMS based on ISO 27001 standards and have written policy in place to address data privacy and security.

Policy on Preservation of Documents- [Policy\\_on\\_Preservation\\_of\\_Documents\\_2018\\_05\\_07\\_eae925e16.pdf](#) (Tridentindia.com)

Website Content Archival Policy- [Website Content Archival Policy](#) (Tridentindia.com)

Combined Code of Corporate Governance and Conduct- [Combined Code of Corporate Governance and Conduct\\_ebab7cb35\\_99515d759a.pdf](#) (Tridentindia.com)



**6. Provide details of any corrective actions taken or underway on issues relating to advertising, and delivery of essential services; cyber security and data privacy of customers; re-occurrence of instances of product recalls; penalty / action taken by regulatory authorities on safety of products / services.**

The Company have a dedicated risk registry with IT security team which is periodically shared with senior management to evaluate issues and risks related to information and technology. Why-why analysis is conducted for every complaint raised and is punched in the system, to avoid duplicity. Although, the Company have not received any such complaints from customers, the registry is still maintained to comply and provide timely resolution to all the risks and vulnerability.

### L: Leadership Indicators

**1. Channels / platforms where information on products and services of the entity can be accessed (provide web link, if available).**

The Company has published all relevant information about the products and services on its official website, which can be accessed from here- [www.Tridentindia.com](http://www.Tridentindia.com)

Dealerships

Print Media and Electronic Media

Influencer Meets

Client Submissions

**2. Steps taken to inform and educate consumers about safe and responsible usage of products and/or services.**

The Company has labelled its products to inform consumers about the direction of use and washing instructions for better use of products.

**3. Mechanisms in place to inform consumers of any risk of disruption/discontinuation of essential services.**

The company has mechanism in place to inform customers of any risk of disruption/discontinuation in essential services. For any interruption of services, the relevant team engaged with customers formally notifies them about the disruption and the potential impact. Since majority of the customers are predominantly located overseas, the company shares relevant national information to share updates on the disruption. There is no standard operating procedure for this purpose, however the company reached out to the designated customer point of contact via phone calls to address any concerns on delay in services.

**4. Does the entity display product information on the product over and above what is mandated as per local laws? (Yes/No/Not Applicable) If yes, provide details in brief.**

Yes, the Company mentions on packaging to share all the mandatory information to be shared with the consumer. The Company furnish the information about its product as required under applicable laws.

**5. Did your entity carry out any survey with regard to consumer satisfaction relating to the major products / services of the entity, significant locations of operation of the entity or the entity as a whole? (Yes/No)**

Yes, the company conducts survey with regards to consumer satisfaction relating to products.

**6. Provide the following information relating to data breaches:**

**a. Number of instances of data breaches along-with impact - Nil**

**b. Percentage of data breaches involving personally identifiable information of customers –**

Not Applicable

## DIRECTORS' REPORT

### Dear Members,

Your Directors are pleased to present the 33rd Annual Report and Audited Financial Statements of the Company for the Financial Year ended on March 31, 2023.

### Results of Operations

#### Corporate Overview

The Company operates in diversified business segments viz. Bed Linen, Bath Linen, Yarn, Paper and Chemicals. The Company also has a captive power plant to cater the needs of its various business segments.

#### Financial Results

The financial performance of your Company, on standalone basis, for the year ended on March 31, 2023 is summarised below:

Particulars	₹ In Millions		
	Current Year	Previous Year	Growth
Total Income	62,912.7	69,415.2	(9%)
Total Expenses	57,369.8	58,498.4	(2%)
EBITDA	9,418.0	15,100.1	(38%)
Depreciation	3,101.5	3,326.1	(7%)
EBIT	6,316.5	11,774.0	(46%)
Interest (Finance Cost)	773.6	857.2	(10%)
Profit before tax	5,542.9	10,916.8	(49%)
Profit after tax	4,219.0	8,149.5	(48%)
Other Equity	36,161.7	32,876.2	10%
EPS in ₹ (Diluted) face value of ₹ 1/- each	0.84	1.63	(48%)
Dividend	36%	36%	-

#### Financial performance and review

The total income of the Company during the year under review has been ₹ 62,912.7 million as against ₹ 69,415.2 million in the previous financial year. The Operating Profit (EBITDA) for the year stood at ₹ 9,418.0 million as compared to ₹ 15,100.1 million in the previous financial year, a decrease of 38 percent. The Company has earned a net profit of ₹ 4,219.0 million as against ₹ 8,149.5 million in the previous financial year, a decrease of 48 percent. The Company's earnings per share were ₹ 0.84 during the current year.

A detailed discussion on financial and operational performance of the Company is given under "Management Discussion and Analysis Report" forming part of this Annual Report.

#### Transfer to Reserves

During the year under review, the Company has transferred amount of Rs. 294.5 million to the 'General Reserve' on account

of Employee Stock Option Scheme. Details of the same are provided in note 15 of financial statements. Further no profits are transferred to general reserves and entire amount of profit for the year forms part of the 'Retained Earnings'.

#### Changes in Share Capital

During the period under review, there is no change in share capital of the Company.

#### Details of Debentures issued by the Company

On March 29, 2023, the Company has issued 250 unrated, unlisted, secured, redeemable, senior, non-convertible debentures ('NCDs') of the face value of ₹ 10,00,000/- each aggregating to ₹ 250 million, at par on Private Placement basis. The NCD's carry a coupon rate of 9% per annum. These NCDs are redeemable at par in four equal installments at the end of 18th, 24th, 30th and 36th months from the date of allotment.

## Dividend

Your Company has a dividend policy that balances the dual objectives of rewarding shareholders through dividends whilst also ensuring availability of sufficient funds for growth of the Company.

The dividend distribution policy of the Company is annexed herewith as **Annexure V**.

Consistent with this policy, the following is the summary of dividend paid/ declared by the Company:

Dividend type	Current year		Previous Year	
	Dividend (%)	Dividend per share	Dividend (%)	Dividend per share
Interim	36%	₹0.36	36%	₹0.36
<b>Total</b>	<b>36%</b>	<b>₹0.36</b>	<b>36%</b>	<b>₹0.36</b>

Under the Income-tax Act, 1961, as amended by Finance Act, 2020, dividend paid on distributed profits by the Company shall be taxable in the hands of the shareholders. Accordingly, the payment of dividend is subject to deduction of tax at source.

## Credit Rating

The details on Credit Rating are set out in Corporate Governance Report, which forms part of this report.

## Expansions/Modernisation

During the year under review, your Company has successfully expanded the production capacity of its Bed Linen segment by 55,000 meters per day, Bath Linen Segment by installing 42 Looms and Yarn Segment by installing 23,712 spindles. The project has been financed through External Borrowings and Internal accruals. This capacity addition shall further strengthen the position of your Company in Textile Sector.

Further, the Board in its meeting held on November 12, 2022 has approved Expansion / Modernization plan for Home Textiles and Chemicals business of the Company for which the projects are under different development and implementation stages. These projects have been financed through External Borrowings and Internal accruals.

## Consolidated Financial Statements

The Audited Consolidated Financial Statements prepared by the Company are duly provided in the Annual Report of the Company.

## Subsidiary and Associate Companies

As on March 31, 2023, the Company had 6 (six) subsidiaries namely 1. Trident Global Corp Limited, Wholly-owned Subsidiary 2. Trident Innovations Limited, Wholly-owned Subsidiary 3. Trident Home Decor Limited, Wholly-owned Subsidiary 4. Trident Home Textiles Limited, Wholly-owned Subsidiary 5. Trident Europe Limited, Wholly-owned Subsidiary (Incorporated in UK) 6. Trident Global Inc, Subsidiary (Incorporated in USA).

The Company on December 1, 2022 acquired 100% equity share capital of Trident Home Textiles Limited. Trident Home Textiles Limited was already holding 24.5% shareholding of Trident Global Inc., therefore, due to the acquisition of Trident Home Textiles Limited, the Company holds 73.5% shareholding of Trident Global Inc. (Direct holding 49% and Indirect holding 24.5%).

The audited accounts of the Subsidiary Companies are available on the official website of the Company at [www.tridentindia.com/financial-reports](http://www.tridentindia.com/financial-reports)

The annual accounts of the Company and of the Subsidiary Companies are open for inspection by any investor at the Registered Office of the Company. The Company will also make available copies of these documents to investors upon receipt of request from them. The investors, if they desire, may write to the Company to obtain a copy of the financial statements of the Subsidiary Companies.

The statement containing highlights of performance of each Subsidiary, salient features of their financial statements for the financial year ended on March 31, 2023 and their contribution to the overall performance of the Company is attached as Annexure 'AOC-I' and Note 59 to the Consolidated Financial Statements of the Company for the reference of the members. The same is not being repeated here for the sake of brevity.

## Board of Directors and Key Managerial Personnel

### a. Directors Retiring by Rotation

Pursuant to provisions of Companies Act, 2013 ('Act') and the Articles of Association of the Company, Mr. Deepak Nanda (DIN: 00403335) is liable to retire by rotation and being eligible, offer himself for re-appointment. The Nomination and Remuneration Committee and Board of Directors have recommended his re-appointment for the approval of the shareholders of the Company in the forthcoming Annual General Meeting of the Company.

### b. Changes during the year

During the year under review, Mr. Pradeep Kumar Markanday, Mr. Swapan Nath, Mr. Kamal Gaba, Mr. Kavish Dhanda and Mr. Naveet Jindal were appointed as Managing Director(s) Mr. Kapil Ghorse was appointed as Non-Executive & Non-Independent Director effective August 9, 2022. The Board further appointed Mr. Raj Kamal and Prof. Rajeev Ahuja as Independent Directors on the Board effective August 9, 2022.

c. Mr. Rajinder Gupta was appointed as 'Chairman Emeritus' of the Company effective August 9, 2022 following his resignation as Non-Executive Chairman of the Company on the aforesaid date.

### d. Independent Directors

All Independent Directors have given declarations that they meet the criteria of independence as laid down under Section 149 (6) of the Act and Regulations 16(1)(b) and 25(8) of Securities and Exchange Board of India (Listing Obligations and Disclosure Requirements) Regulations, 2015 ("the SEBI Listing Regulations") and that they are independent from the Management of the Company and they are not aware of any circumstance or situation, which exist or may be reasonably anticipated, that could impair or impact his ability to discharge his duties with an objective independent judgment and without any external influence. Further, all the Independent Directors have given declarations that they complied with the provisions of Companies (Appointment and Qualifications of Directors) Rules, 2014. Further they have given declarations that they have complied with the Code for Independent Directors prescribed in Schedule IV to the Act and the Code of Business Conduct and Ethics of the Company

### e. Number of Board Meetings

During the year under review, the Board duly met 6 times. The maximum gap between any two consecutive Board meetings did not exceed 120 days. The details of the Board meeting are set out in the Corporate Governance Report which forms part of this Report.

### f. Evaluation of performance of the Board

The Company has duly approved Nomination and Remuneration Policy prescribing inter-alia the criteria for appointment, remuneration and performance evaluation of the directors. As mandated by Section 134 & 178 read with Schedule IV of the Act and Regulation 25 of the SEBI (LODR) Regulations, 2015 as applicable on the Company, the Independent Directors in their separate meeting held on January 30, 2023 have reviewed the performance of Non-Independent Directors, Chairperson and Board as a whole alongwith review of quality, quantity and timeliness of flow of information between Board and management and expressed their satisfaction over the same.

Further the Board, in its meeting held on May 24, 2023 also evaluated the performance of the Board, its committees and all Individual Directors including Chairman of the Company and expressed its satisfaction over the performance of the Board, its Committees and Individual Directors. Furthermore, Board is of the opinion that Independent directors of the company are persons of high repute, integrity & possess the relevant expertise & experience in their respective fields.

### g. Board Training, Induction and familiarization of Directors

At the time of appointing a Director, a formal letter of appointment is given to him/her, which inter alia explains the role, function, duties and responsibilities expected of him/her as a Director of the Company. The Director is also explained in detail the compliances required from him/her under the Act, the SEBI Listing Regulations and other relevant Laws and Regulations. Details of Familiarization

of Directors are disclosed on the Company's website and also are provided in the Corporate Governance Report of the Company which forms part of this report.

### h. Board Committee

The Company has duly constituted Board level Committees as mandated by the applicable laws and as per the business requirements. The details of the same are provided in the Corporate Governance Report of the Company which forms part of this report.

### i. Audit Committee

All the recommendations made by the Audit Committee were accepted by the Board.

### j. Details of Key Managerial Personnel

Mr. Avneesh Baura was appointed as Chief Financial Officer and Key Managerial Personnel of the Company with effect from November 12, 2022.

Mr. Dinesh Kumar Mittal ceased to to be Non Executive Non Independent Director of the company with effect from closure of Business hours on April 21, 2023

As on March 31, 2023, Mr. Deepak Nanda, Mr. Pradeep Kumar Markanday, Mr. Swapan Nath, Mr. Kamal Gaba, Mr. Kavish Dhanda, Mr. Naveet Jindal, Managing Director(s), Mr. Avneesh Barua, Chief Financial Officer and Mr Hari Krishan, Company Secretary are designated as Key Managerial Personnel of the Company.

Further, pursuant to resignation of Mr. Pradeep Kumar Markanday, Mr. Swapan Nath, Mr. Kamal Gaba, Mr. Kavish Dhanda and Mr. Naveet Jindal as Managing Director(s), they ceased to be Key Managerial Personnel of the Company effective closure of Business hours on April 21, 2023.

## Conservation of Energy, Technology Absorption, Foreign Exchange Earnings and Outgo

Energy conservation continues to be an area of major emphasis in your Company. A statement giving details of conservation of energy, technology absorption, foreign exchange earnings and outgo, in accordance with Section 134(3)(m) of the Act, read with the Rule 8(3) of the Companies (Accounts) Rules, 2014, is annexed as Annexure I hereto and forms part of this report.

## Particulars of Employees

The information required pursuant to Section 197 read with Rule 5 (1) of the Companies (Appointment and Remuneration of Managerial Personnel) Rules, 2014 in respect of employees of the Company, is provided in Annexure-VI. Having regard to the provisions of the second proviso to Section 136(1) of the Act, the Annual Report excluding the aforesaid information is being sent to the members of the Company. If any Member is interested in obtaining information on Rule 5 (2) of the Companies (Appointment and Remuneration of Managerial Personnel)

Rules, 2014, such Member may, write to the Company Secretary at the Registered Office in this regard or can inspect the related documents/information at the Registered Office of the Company.

### Disclosure on ESOP

The Board of Directors and the Shareholders of the Company have approved the 'Trident Limited Employee Stock Purchase Scheme – 2020' ('Scheme') in their meeting held on May 16, 2020 and July 9, 2020 respectively. This scheme is effective from July 9, 2020. Pursuant to the Scheme, the Company has constituted Trident Limited Employees Welfare Trust ('Trust') to acquire, hold and allocate/transfer equity shares of the Company to eligible employees from time to time on the terms and conditions specified under the Scheme.

The disclosure in terms of Section 67 of the Act read with Rule 16 of the Companies (Share Capital and Debentures) Rules, 2014 is not applicable.

The Disclosure as per SEBI (Share Based Employee Benefits and Sweat Equity) Regulations, 2021 has been given on the website of the Company under the following link: [www.tridentindia.com/statutory-disclosure](http://www.tridentindia.com/statutory-disclosure)

### Nomination and Remuneration Policy

In compliance with Section 178 of the Companies Act, 2013, the Nomination and Remuneration Policy of the Company has been designed to keep pace with the dynamic business environment and market linked positioning. The Policy has been duly approved and adopted by the Board pursuant to recommendations of Nomination and Remuneration Committee of the Company and is duly available on the website of the Company at following link: [https://assets.tridentindia.com/Nomination\\_and\\_Remuneration\\_Policy\\_7f607b935f.pdf](https://assets.tridentindia.com/Nomination_and_Remuneration_Policy_7f607b935f.pdf)

As mandated by proviso to Section 178(4) of the Companies Act, 2013, salient features of Nomination and Remuneration Policy are annexed as Annexure II hereto and forms part of this report.

### Vigil Mechanism & Whistle Blower policy

The Company has implemented Vigil Mechanism & Whistle Blower policy and the oversight of the same is with Audit committee of the Company. The policy inter-alia provides that any Directors, Employees, Stakeholders who observe any unethical behavior, actual or suspected fraud or violation of the Company's code of conduct or ethics, policies, improper practices or alleged wrongful conduct in the Company may report the same to Chairman of the Audit Committee or e-mail on the email-Id: [whistleblower@tridentindia.com](mailto:whistleblower@tridentindia.com). Identity of the Whistle Blower shall be kept confidential to the greatest extent possible.

The detailed procedure is provided in the policy and the same is available on official website of the Company at following link: [https://assets.tridentindia.com/VIGIL\\_MECHANISM\\_and\\_WHISTLE\\_BLOWER\\_POLICY\\_54d50bdb08.pdf](https://assets.tridentindia.com/VIGIL_MECHANISM_and_WHISTLE_BLOWER_POLICY_54d50bdb08.pdf)

During the year under review, there were no instances of fraud reported to the Audit Committee/ Board. Further, all recommendations of the Audit Committee were accepted by the Board.

### Corporate Social Responsibility (CSR) Committee & Business Responsibility and Sustainability Report

CSR Committee comprises of Mr. Rajiv Dewan (Chairman of the Committee), Mr Anthony Desa and Mr. Deepak Nanda, members of the Committee. The disclosure of the contents of CSR Policy as prescribed and amount spent on CSR activities during the year under review are disclosed in 'Annual Report on CSR activities' annexed hereto as Annexure III and forms part of this report.

The Business Responsibility and Sustainability Report describing the initiatives taken by them from an environmental, social and governance perspective, in the specified format is included in the Annual Report of the Company.

### Risk Management Policy

The Company has adopted a Risk Management Policy with the objective of ensuring sustainable business growth with stability and to promote a pro-active approach in reporting, evaluating and resolving risks associated with the business. In order to achieve the key objective, the policy establishes a structured and disciplined approach to Risk Management, in order to guide decisions on risk related issues. The Risk management framework has been provided in the Management Discussion and Analysis Report of the Company.

### Internal Financial Controls

The Company has in place adequate internal financial controls with reference to financial statements. During the year, such controls were tested and no reportable material weaknesses in the design or operation were observed. The details of Internal Control System are provided in the Management Discussion and Analysis Report of the Company.

### Fixed Deposits

During the year under review, your Company has neither accepted any fixed deposits nor any amount was outstanding as principal or interest as on balance sheet date and disclosures prescribed in this regard under Companies (Accounts) Rules, 2014 are not applicable.

### No Default

The Company has not defaulted in payment of interest and/or repayment of loans to any of the financial institutions and/or banks during the year under review.

### Corporate Governance

Your Company is committed to adhere to the best practices & highest standards of Corporate Governance. It is always ensured that the practices being followed by the Company are in alignment with its philosophy towards corporate governance. The well-defined vision and values of the Company drive it towards meeting business objectives while ensuring ethical conduct with all stakeholders and in all systems and processes.

Your Company proactively works towards strengthening relationship with constituents of system through corporate fairness, transparency and accountability. In your Company, prime importance is given to reliable financial information, integrity, transparency, fairness, empowerment and compliance with law in letter & spirit. Your Company proactively revisits its governance principles and practices as to meet the business and regulatory needs.

Detailed compliances with the provisions of the SEBI (LODR) Regulations, 2015 and Companies Act, 2013 for the year 2022-23 are given in Corporate Governance Report, which is attached and forms part of this report. The certificate of Practising Company Secretary on compliance with corporate governance norms is also attached thereto.

### Human Resources Development and Industrial Relations

The human resources development function of the Company is guided by a strong set of values and policies. Your Company strives to provide the best work environment with ample opportunities to grow and explore. Your Company maintains a work environment that is free from physical, verbal and sexual harassment. The details of initiatives taken by the Company for development of human resources are given in Management Discussion and Analysis Report.

The Company maintained healthy, cordial and harmonious industrial relations at all levels during the year under review.

### Auditors & Auditors' Report

M/s. S.R. Batliboi & Co. LLP, Chartered Accountants, and M/s. Deloitte Haskins & Sells, Chartered Accountants, the Joint Statutory Auditors of the Company have submitted Auditors' Report on the financial statements of the Company for the financial year ended on March 31, 2023. The Auditors' Report for the year is self-explanatory & does not contain any qualifications/modified opinion, hence need no comments.

### Cost Audit

The Company is maintaining the Cost Records, as specified by the Central Government under section 148(1) of Companies Act, 2013.

The Board of Directors of your Company, on the recommendations of the Audit Committee, have re-appointed M/s Ramanath Iyer & Co., Cost Accountants, New Delhi as cost auditors for the

financial year 2023-24 to carry out an audit of cost records of the Company in respect of Textiles, Paper and Chemical divisions. The Cost Audit Report for the financial year ended March 31, 2023 is under finalization and shall be filed with the Central Government within the prescribed time limit.

### Secretarial Audit

M/s Vinod Kothari & Co., Company Secretaries, have submitted Secretarial Audit Report for the financial year 2022-23 and same is annexed as Annexure IV and forms part of this report. The Secretarial Audit Report for the year is self-explanatory & does not contain any qualification/adverse remarks, hence need no comments.

### Annual Return

In terms of Section 92(3) of the Companies Act, 2013 and Rule 12 of the Companies (Management and Administration) Rules, 2014, the Annual Return of the Company is available on the website of the Company at the link: [www.tridentindia.com/statutory-disclosure](http://www.tridentindia.com/statutory-disclosure)

### Particulars of loans, guarantees or investments

The Particulars of loans, investments or guarantees have been disclosed in the financial statements and the Company has duly complied with Section 186 of the Companies Act, 2013 in relation to Loans, Investment and Guarantee during the financial year 2022-23.

### Contracts or arrangements with related parties

All contracts / arrangements / transactions entered by the Company during the year under review with related parties were in the ordinary course of business and on an arm's length basis. During the period under review, the Company had not entered into any contract / arrangement / transaction with related parties which could be considered material in accordance with the Policy on Materiality of and Dealing with Related Party Transactions and accordingly, the disclosures in Form No. AOC-2 is not applicable. The related party disclosures are provided in the notes to financial statements.

The Policy on Materiality of and Dealing with Related Party Transactions as approved by the Board is available on the official website of the Company at the following link: [https://assets.tridentindia.com/Policy\\_0f77d4e4db.pdf](https://assets.tridentindia.com/Policy_0f77d4e4db.pdf)

The Company in terms of Regulation 23 of SEBI (LODR) Regulations, 2015, the Company submits the disclosures of Related Party on consolidated basis within the prescribed timelines from the date of publication of its standalone and consolidated financial results for the respective half year.

### Secretarial Standards

The Company has complied with all the applicable secretarial standards issued by the Institute of Company Secretaries of India.

## Responsibility Statement of Directors

Directors' Responsibility Statement pursuant to the provisions of Section 134(3)(c) read with Section 134(5) of the Act on the annual accounts of the Company for the year ended on March 31, 2023 is provided below:

- In the preparation of the annual accounts, the applicable accounting standards had been followed alongwith proper explanation relating to material departures from the same;
- The Directors had selected such accounting policies and applied them consistently and made judgements and estimates that are reasonable and prudent so as to give a true and fair view of the state of affairs of the Company as at end of the financial year and of the profit/loss of the Company for that period;
- The Directors had taken proper and sufficient care for the maintenance of adequate accounting records in accordance with the provisions of this Act for safeguarding the assets of the Company and for preventing and detecting fraud and other irregularities;
- The Directors had prepared the annual accounts on a going concern basis;
- The Directors had laid down internal financial controls to be followed by the Company and that such internal financial controls are adequate and were operating effectively; and
- The Directors had devised proper systems to ensure compliance with the provisions of all applicable laws and that such systems were adequate and operating effectively.

## General

- The Company has zero tolerance for sexual harassment at workplace and has adopted a policy on prevention, prohibition and redressal of sexual harassment at workplace in line with the provisions of the Sexual Harassment of Women at Workplace (Prevention, Prohibition and Redressal) Act, 2013 and the Rules thereunder for prevention and redressal of complaints of sexual harassment at workplace. Internal Complaints Committee (ICC) has been set up to redress complaints received regarding sexual harassment. All women employees (permanent, contractual, temporary, trainees) are covered under this policy. During the year, no complaints were received by the Company under Sexual Harassment of Women at Workplace (Prevention, Prohibition and Redressal) Act, 2013.
- The Company has complied with all the applicable laws, rules, regulations and Secretarial Standards.
- All Policies as required under the Act or the SEBI Listing Regulations are available on the website of the Company i.e. [www.tridentindia.com](http://www.tridentindia.com)

D. Your Directors state that no disclosure or reporting is required with respect to the following items as there were no transactions on these items during the year under review:

- Material changes and commitments after the closure of the financial year till the date of this Report, which affects the financial position of the Company.
- Change in the nature of business of the Company.
- Details relating to deposits covered under Chapter V of the Act.
- Issue of equity shares with differential rights as to dividend, voting or otherwise.
- Issue of sweat equity shares to its Directors or Employees.
- Any remuneration or commission received by Managing Director of the Company, from any of its subsidiary.
- Significant or material orders passed by the Regulators or Courts or Tribunals which impact the going concern status and Company's operations in future.
- No fraud has been reported by the Auditors to the Audit Committee or the Board.
- No application has been made under the Insolvency and Bankruptcy Code; hence the requirement to disclose the details of application made or any proceeding pending under the Insolvency and Bankruptcy Code, 2016 [31 of 2016] during the year alongwith their status as at the end of the financial year is not applicable; and
- The requirement to disclose the details of difference between amount of the valuation done at the time of onetime settlement and the valuation done while taking loan from the Banks or Financial Institutions along with the reasons thereof, is not applicable.

## Acknowledgments

It is our strong belief that caring for our business constituents has ensured our success in the past and will do so in future. Your Directors acknowledge with sincere gratitude the co-operation and assistance extended by the Central Government, Government of Punjab, Government of Madhya Pradesh, Financial Institution(s), Bank(s), Customers, Dealers, Vendors and society at large.

Your Directors also wish to convey their appreciation for collective contribution & hard work of employees across all levels. The Board, also, takes this opportunity to express its deep gratitude for the continued co-operation and support received from its valued shareholders and their confidence in management and look forward to their continued support in future too.

For and on behalf of the Board

**Rajiv Dewan**  
Chairman  
DIN: 00007988

**Deepak Nanda**  
Managing Director  
DIN: 00403335

May 24, 2023

# ANNEXURE I TO THE DIRECTORS' REPORT

Information as per Section 134(3)(m) of the Companies Act, 2013, read with the Rule 8(3) of the Companies (Accounts) Rules, 2014, and forming part of the Directors' Report for the financial year ended on March 31, 2023.

## (A) CONSERVATION OF ENERGY

### (i) Steps taken or impact on conservation of energy:

- Upgradation of old Machinery with new latest Machinery improving overall equipment efficiency;
- Installation of Solar power plant
- Replacement of conventional lights with energy efficient LED lights.

### (ii) Steps taken by the Company for utilizing alternate sources of energy

- Utilization of Cotton Waste, Bio mass, Rice Husk as fuel in boiler
- Increase in biomass consumption in comparison to conventional solid fuels
- Utilization of food waste for bio gas generation as an alternative source of LPG

### (iii) Capital investment on energy conservation equipment

Capital investment of ₹ 284.89 million on installation of energy conservation equipment.

## (B) TECHNOLOGY ABSORPTION

### i. Efforts made towards technology absorption :

Installation of artificial demand controlling system to reduce power consumption.

### ii. Benefits derived like product improvement, cost reduction, product development or import substitution :

Increase of Boiler efficiency, Minimizing thermal losses due to poor insulation of steam line.

### iii. In case of imported technology (imported during the last three years reckoned from the beginning of the financial year) :

#### (a) details of technology imported :

The latest state-of-the-art technology in spinning, weaving, fabric dyeing, cutting, stitching, packing from the world's renowned supplier considering in mind improved product quality & reduced energy consumption.

#### (b) year of import : 2021-22

#### (c) whether the technology been fully absorbed : Yes

#### (d) if not fully absorbed, areas where absorption has not taken place and reasons thereof : Not applicable

### iv. Expenditure incurred on Research and Development:

Expenses incurred on Research and Development are booked under respective General Accounting Heads and as such no amount can be quantified separately under the head Research and Development expenses.

## (C) FOREIGN EXCHANGE EARNINGS AND OUTGO

### (i) Activities relating to exports, initiatives taken to increase exports; development of new export markets for products and services; and export plans

The Company exports its products to about 100 countries across the globe. The Company is growing its market base. Consistent efforts are being made to capture new avenues for exports.

### (ii) Total foreign exchange used and earned

Particulars	[₹ million]	
	Current year	Previous year
Earnings	33,357.3	45,459.4
Outgo	3,937.2	2,888.6

For and on behalf of the Board

**Rajiv Dewan**  
Chairman  
DIN: 00007988

**Deepak Nanda**  
Managing Director  
DIN: 00403335

May 24, 2023

## ANNEXURE II TO THE DIRECTORS' REPORT

### Salient features of the Nomination and Remuneration Policy

[As per proviso to Section 178(4) of the Companies Act, 2013]

#### Applicability

##### This Policy is applicable to:

- Directors (Executive, Non-Executive and Independent)
- Key Managerial Personnel (KMP)
- Senior Management Personnel
- Other employees as may be decided by the Committee ("NRC")

thereunder or any other enactment for the time being in force and as decided by the Board from time to time.

- ✔ The Non-Executive/ Independent Director(s) may also receive remuneration / compensation / commission etc as per criteria/limit thereof prescribed under Companies Act, 2013 and rules made thereunder.
- ✔ Non-Executive Directors may also receive stock options. Limits shall be set for the maximum number of stock options that can be granted to Non-Executive Directors in any financial year and in the aggregate. However Independent Directors shall not be entitled to any stock option.
- ✔ Non-Executive Directors are eligible for minimum remuneration as per Schedule V of the Companies Act, 2013, subject to the approval of the Shareholders'.
- ✔ Any increase in the maximum aggregate remuneration payable beyond permissible limit under the Companies Act, 2013 shall be subject to the approval of the Shareholders', as may be applicable.

#### Objective

##### The Policy provides criteria for:

- Determining qualifications, positive attributes and independence of a Director;
- Performance evaluation of Independent Directors, non independent Directors, Chairman and the Board;
- Remuneration of Directors, Key Managerial Personnel, Senior Management Personnel and other employees, as may be decided by the Committee;

#### Evaluation

##### The evaluation will be done on following parameters:

- Role which he/she is expected to play, internal Board Relationships to make decisions objectively and collectively in the best interest of the Company to achieve organizational successes and harmonizing the Board;
- Attendance and contribution at Board and Committee meetings;
- Subject expertise, skills, behavior, experience, leadership qualities, understanding of business and strategic direction to align company's values and standards;
- Ability to monitor the performance of management and satisfy himself with integrity of the financial controls and systems in place by ensuring right level of contact with external stakeholders;
- Vision on Corporate Governance and Corporate Social Responsibility;
- Ability to create a performance culture that drives value creation and a high quality of discussions;
- Effective decision making ability to respond positively and constructively to implement the same to encourage more transparency;
- Open channels of communication with executive management and other colleague on Board to maintain high standards of integrity;
- Contribution to enhance overall brand image of the Company.

### Provisions relating to remuneration of Managing Director, Key Managerial Personnel, Senior Management Personnel and other employees

#### The following are the guiding factors:

- ✔ The scope of duties, the role and nature of responsibilities;
- ✔ The level of skill, knowledge, experience, local factors and expectations of individual;
- ✔ The Company's performance, long term strategy and availability of resources;
- ✔ The level and composition of remuneration is reasonable and sufficient to attract, retain and motivate Directors, KMPs, Senior Management Personnel and other employees of the quality required to run the Company successfully;
- ✔ Relationship of remuneration to performance is clear and meets appropriate performance benchmark; and
- ✔ Remuneration involves a balance between fixed and incentive pay reflecting short and long term performance objectives appropriate to the working of the Company and its goals.

### Provisions relating to remuneration of Non- Executive / Independent Director(s)

#### The following are the guiding factors:

- ✔ The amount of sitting fees shall be subject to ceiling/ limits as provided under Companies Act, 2013 and rules made

## ANNEXURE III TO THE DIRECTORS' REPORT

### Annual Report on CSR Activities

#### 1. Brief outline on CSR Policy of the Company

Trident Limited believes in corporate excellence and social welfare. This corporate philosophy is the force behind integrating Corporate Social Responsibility (CSR) into Trident values, culture, operation and business decisions at all levels of the organization. Being a responsible corporate citizen, Trident has a value system of giving back to society and improving life of the people and the surrounding environment.

The Company's CSR initiatives are inspired by the opportunity to contribute to a more secure and sustainable future. Trident believes that the corporate strategy which embraces social developments as an integral part of the business activities ensure long term sustainability of business enterprises. With this belief, the Company is committed to make substantial improvements in the social framework of the nearby community. Looking at the social problems which the country faces today, we believe that every such contribution shall bring a big change in our society.

#### 2. Composition of CSR Committee

S No	Name of Director	Designation / Nature of Directorship	Number of meetings of CSR Committee held during the year	Number of meetings of CSR Committee attended during the year
1	Mr Rajiv Dewan	Chairman of the Board and of the Committee	3	3
2	Mr Anthony Desa*	Member of the Committee	1	1
3	Mr Deepak Nanda	Managing Director and Member of the Committee	3	3

\*appointed as a Member on August 9, 2022, accordingly, only 1 meeting held during the tenure as member.

#### 3. Provide the web-link where Composition of CSR committee, CSR Policy and CSR projects approved by the board are disclosed on the website of the company:

[www.tridentindia.com/code-policies](http://www.tridentindia.com/code-policies)  
[www.tridentindia.com/statutory-disclosure](http://www.tridentindia.com/statutory-disclosure)

#### 4. Provide the details of Impact assessment of CSR projects carried out in pursuance of sub-rule (3) of rule 8 of the Companies (Corporate Social Responsibility Policy) Rules, 2014, if applicable :

Not Applicable for the financial year under review.

#### 5. Details of the amount available for set-off in pursuance of sub-rule (3) of rule 7 of the Companies (Corporate Social Responsibility Policy) Rules, 2014 and amount required for set-off for the financial year, if any : Not applicable

#### 6. Average net profit of the company as per Section 135(5) : ₹ 6320.1 million

- Two percent of average net profit of the company as per section 135(5) : ₹ 126.4 million
- Surplus arising out of the CSR projects or programmes or activities of the previous financial years : NIL
- Amount required to be set-off for the financial year, if any : ₹ 25.1 million
- Total CSR obligation for the financial year (7a+7b-7c) : ₹ 101.3 million

**8. (a) CSR amount spent or unspent for the financial year:**

(₹ In Millions)

Total Amount Spent for the Financial Year.	Amount Unspent	
	Total Amount transferred to Unspent CSR Account as per section 135(6).	Amount transferred to any fund specified under Schedule VII as per second proviso to section 135(5).
103.2	Not applicable, since the Company has duly spent the CSR amount as per spending mandate.	

**(b) Details of CSR amount spent against on going projects for the financial year:**

(₹ In Millions)

S No	Name of the Project.	Item from the list of activities in Schedule VII to the Act.	Local area (Yes/No)	Location of the project.		Project duration as on 31, 2022	Amount allocated for the project	Amount spent in the current financial year	Amount transferred to Unspent CSR Account for the project as per Section 135(6)	Mode of Implementation - Direct (Yes/No)	Mode of Implementation - Through Implementing Agency	
				State	District						Name	CSR Registration No.
NOT APPLICABLE												

**(c) Details of CSR amount spent against other than ongoing projects for the financial year:**

(₹ In Millions)

S No	Name of the Project.	Item from the list of activities in schedule VII to the Act.	Local area (Yes/No)	Location of the project.		Amount spent for the project	Mode of implementation - Direct (Yes/No)	Mode of implementation - Through implementing agency	
				State, District				Name	CSR Registration No.
1.	Healthcare	Item (i)	Yes	MP, Bhopal		78.7	No	Trident Institute of Social Sciences	CSR00007388
2.	Healthcare	Item (i)	Yes	Punjab, Ludhiana		1.8	Yes		
3.	Healthcare	Item (i)		Punjab, Barnala		1.5	No	Trident Foundation	CSR00007307
4.	Education	Item (ii)	Yes	Punjab, Ludhiana		0.6	Yes		
5.	Education	Item (ii)	Yes	Punjab, Barnala		4.3	No	Trident Foundation	CSR00007307
6.	Social Welfare	Item (iii)	Yes	South Delhi, Delhi		10.0	No	Indian National Centre of Asian Buddhist Conference for Peace	CSR00039582
7.	Social Welfare	Item (iii)	Yes	PAN India		0.7	No	Shri Vedic Mission Trust	CSR00026020
8.	Animal Welfare	Item (iv)	Yes	Punjab, Ludhiana		0.1	Direct		
9.	Promotion of Sports	Item (vii)	Yes	Punjab, Ludhiana		1.5		Trident Foundation	CSR00007307
10.	Rural Development	Item (x)	Yes	Punjab, Barnala		4.0	Direct	Trident Foundation	CSR00007307
11.	Carry forward of Excess amount spent during previous financial year (refer note 48 of standalone financial statements)					25.1			

128.3

- (d) Amount spent in Administrative Overheads : [NIL]
- (e) Amount spent on Impact Assessment, if applicable : [NIL]
- (f) Total amount spent for the Financial Year (8b+8c+8d+8e) : 128.3
- (g) Excess amount for set-off, if any

(₹ In Millions)

S No	Particular	Amount
i	Two percent of average net profit of the company as per section 135(5)	126.40
ii	Total amount spent for the Financial Year	128.30
iii	Excess amount spent for the financial year	1.90
iv	Surplus arising out of the CSR projects or programmes or activities of the previous financial years, if any	0.00
v	<b>Amount available for set-off in succeeding financial years [(iii)-(iv)]</b>	<b>*</b>

\*refer note 48 of standalone financial statements

**9. (a) Details of Unspent CSR amount for the preceding three financial years**

(₹ In Millions)

S No	Preceding Financial Year	Amount transferred to Unspent CSR Account under section 135 (6) (in Rs.)	Amount spent in the reporting Financial Year (in Rs.)	Amount transferred to any fund specified under Schedule VII as per section 135(6), if any			Amount remaining to be spent in succeeding financial years. (in Rs.)
				Name of the Fund	Amount (in Rs)	Date of transfer	
NOT APPLICABLE AS THERE IS NO UNSPENT AMOUNT FOR PRECEDING THREE FINANCIAL YEARS							

**(b) Details of CSR amount spent in the financial year for ongoing projects of the preceding financial year(s):**

(₹ In Millions)

S No	Project ID	Name of the Project.	Financial Year in which the project was commenced.	Project duration	Total amount allocated for the project	Amount spent on the project in the reporting Financial Year	Cumulative amount spent at the end of reporting Financial Year	Status of the project - Completed / Ongoing.

**10. In case of creation or acquisition of capital asset, furnish the details relating to the asset so created or acquired through CSR spent in the financial year**

- (a) Date of creation or acquisition of the capital asset(s). NIL
- (b) Amount of CSR spent for creation or acquisition of capital asset. NIL
- (c) Details of the entity or public authority or beneficiary under whose name such capital asset is registered, their address etc. NIL
- (d) Provide details of the capital asset(s) created or acquired (including complete address and location of the capital asset). NIL

**11. Specify the reason(s), if the company has failed to spend two per cent of the average net profit as per section 135(5) : Not applicable in view of Para 8(g) above.**

For and on behalf of the Board

**Rajiv Dewan**  
 Chairman-CSR Committee  
 DIN: 00007988

**Deepak Nanda**  
 Managing Director  
 DIN: 00403335

May 24, 2023

# ANNEXURE IV TO THE DIRECTORS' REPORT

## Form No. MR-3

### Secretarial Audit Report

FOR THE FINANCIAL YEAR ENDED MARCH 31, 2023

[Pursuant to Section 204(1) of the Companies Act, 2013 read with Rule 9 of the Companies (Appointment and Remuneration of Managerial Personnel) Rules, 2014 and Regulation 24A of SEBI (Listing Obligations and Disclosure Requirements) Regulations, 2015]

To,  
The Members,  
**Trident Limited**

We have conducted the secretarial audit of the compliance of applicable statutory provisions and the adherence to good corporate practices by Trident Limited (hereinafter called 'Company') for the financial year ended March 31, 2023 ('Audit Period') in terms of the engagement letter dated 08.12.2022. The secretarial audit was conducted in a manner that provided us a reasonable basis for evaluating the corporate conduct/statutory compliances and expressing our opinion thereon.

Based on our verification of the Company's books, papers, minute books, forms and returns filed and other records maintained by the Company and also the information provided by the Company, its officers, agents and authorized representatives during the conduct of secretarial audit, we hereby report that in our opinion, subject to our comments herein, the Company has, during the Audit Period, complied with the statutory provisions listed hereunder and also that the Company has proper Board-processes and compliance-mechanism in place.

We have examined the books, papers, minutes, forms and returns filed and other records maintained by the Company for the Audit Period, according to the provisions of applicable law provided hereunder:

- The Companies Act, 2013 ('Act') and the rules made thereunder including any re-enactment thereof;
- Foreign Exchange Management Act, 1999 and the rules and regulations made thereunder to the extent of Overseas Direct Investment;
- The Depositories Act, 1996 and the Regulations and bye-laws framed thereunder;
- The Securities Contracts (Regulation) Act, 1956 ('SCRA') and the rules made thereunder;
- The following Regulations and Guidelines prescribed under the Securities and Exchange Board of India Act, 1992:
  - Securities and Exchange Board of India (Listing Obligations and Disclosure Requirements) Regulations, 2015 ('Listing Regulations');
  - Securities and Exchange Board of India (Prohibition of Insider Trading) Regulations, 2015;
  - Securities and Exchange Board of India (Substantial Acquisition of Shares and Takeovers) Regulations, 2011;

- Securities and Exchange Board of India (Share Based Employee Benefits and Sweat Equity) Regulations, 2021;
  - Securities and Exchange Board of India (Registrars to an Issue and Share Transfer Agents) Regulations, 1993 to the extent applicable to / dealing with the Company;
  - Securities and Exchange Board of India (Debenture Trustee) Regulations, 1993 (in relation to obligations of Issuer Company);
6. Laws specifically applicable to the industry to which the Company belongs, as identified and confirmed by the management, that is to say:
- The Textile (Development and Regulation) Order, 2001

We have also examined compliance with the applicable clauses of the Secretarial Standards for Board Meetings (SS-1) and for General Meetings (SS-2) issued by the Institute of Company Secretaries of India.

We report that during the Audit Period, the Company has complied with the provisions of the applicable Act, rules, regulations, guidelines, standards.

#### Recommendations as a matter of best practice:

In the course of our audit, we have made certain recommendations for good corporate practices to the compliance team, for its necessary consideration and implementation by the Company.

#### We further report that:

The Board of Directors of the Company is duly constituted with proper balance of Executive Directors, Non-Executive Directors and Independent Directors. The changes in the composition of the Board of Directors that took place during the Audit Period were carried out in compliance with the provisions of the Act.

Adequate notice is given to all directors to schedule the Board Meetings and Committee Meetings, agenda and detailed notes on agenda were sent at least seven days in advance, except for the meeting(s) convened at shorter notice, with due compliance of the Act and SS-1. Further, a system exists for seeking and obtaining further information and clarifications on the agenda items before the meeting and for meaningful participation at the meeting.

All the decisions are carried through unanimous approval and there was no minuted instance of dissent in Board or Committee meetings.

**We further report that** there are adequate systems and processes in the Company, which commensurate with its size and operations to monitor and ensure compliance with applicable laws, rules, regulations and guidelines.

**We further report that** during the Audit Period, the Company has not undertaken any specific events/ actions that can have a major bearing on the Company's compliance responsibility in pursuance of the above-referred laws, rules, regulations, guidelines, standards, etc, except the following:

#### 1. Incorporation of a wholly owned subsidiary

The Company incorporated a wholly owned subsidiary in the name of Trident Home Decor Limited on June 22, 2022 .

The Board has also accorded its no objection for the usage of the word "TRIDENT" (a trademark of the Company) for the purpose of the said incorporation.

#### 2. Acquisition of subsidiaries

During the Audit Period, the Company purchased the equity shares from M/s Madhuraj Foundation (belonging to the Promoter Group of the Company) :

- 10,000 equity shares, being 100% shareholding, of Trident Innovations Limited ('TIL') on July 22, 2022 at a cash consideration of ₹ 1,00,000/- thus making TIL a wholly owned subsidiary..
- 50,000 equity shares, being 100% shareholding, of Trident Home Textiles Limited ('THTL') on December 1, 2022 at a cash consideration of ₹ 5,00,000/- thus making THTL a wholly owned subsidiary.

#### 3. Indirect acquisition of Trident Global Inc.

During the Audit Period, the Company acquired Trident Home Textiles Limited ('THTL') on December 1, 2022 which holds 24.5% equity shares of Trident Global Inc ('TGI') (earlier associate of the Company). Pursuant to the acquisition of THTL, the Company holds 73.5% equity shares of TGI (directly and indirectly) and accordingly, TGI has become a subsidiary of the Company w.e.f. December 1, 2022.

#### 4. Amendment in the Articles of Association (AoA)

During the Audit Period, the Company's AoA was amended four times with the consent of the Board as well as the members thereof. The details pertaining to the same forms part of the table below:

#### S Particulars no.

- | S no. | Particulars                                                                                                                                                                     |
|-------|---------------------------------------------------------------------------------------------------------------------------------------------------------------------------------|
| 1     | Substitution and adoption of entire new set of Articles of Association pursuant to special resolution passed by the members in the Annual General Meeting held on July 23, 2022 |

#### S Particulars no.

- |   |                                                                                                                                                                  |
|---|------------------------------------------------------------------------------------------------------------------------------------------------------------------|
| 2 | Insertion of new clause 169(f) and (g) in Articles of Association pursuant to special resolution passed by the members vide Postal Ballot dated January 14, 2023 |
| 3 | Insertion of new clause 169(h) in Articles of Association pursuant to special resolution passed by the members vide Postal Ballot dated January 28, 2023         |
| 4 | Substitution of entire Article 169 in Articles of Association pursuant to special resolution passed by the members vide Postal Ballot dated March 9, 2023        |

#### 5. Issuance of Non- Convertible Debentures (NCDs)

During the Audit Period, the Company had issued 250, Senior, Secured, Unrated, Unlisted, Redeemable, Non-Convertible Debentures (unlisted NCDs) having face value of ₹ 10,00,000/- each aggregating to ₹ 25 Crores, at par on Private Placement basis at the rate of 9% per annum, payable quarterly from the date of allotment i.e. March 29, 2023. These unlisted NCDs are redeemable at Par in four equal installments at the end of 18th, 24th, 30th and 36th months from the date of allotment.

The NCDs are secured by way of pledge of receipt of fixed deposit of ₹ 27.50 Crores being the asset cover in respect of the Non-Convertible Debentures of the Company as on March 31, 2023.

#### 6. Exercise of shares under the "Trident Limited Employee Stock Purchase Scheme - 2020" ("ESPS Scheme") and acceptance of options under the "Trident Limited Employee Stock Option Scheme - 2020" ("ESOS Scheme") (together referred as "Schemes")

During the Audit Period the:

- eligible employees had exercised options equivalent to 89,78,330 Equity Shares under ESPS Scheme.
- eligible employees have accepted 15,98,500 options and remaining unexercised options have lapsed. The granted Options shall vest within a minimum period of 1 year and maximum period of 4 years from the date of grant. The vesting is staggered over a period of 4 years i.e. 10% at the end of first year, 20% at the end of second year, 30% at the end of third year and 40% at the end of fourth year. All Options upon vesting shall be exercisable within 4 years from the date of respective vesting.

#### 7. Winding up of Trident Limited Employee Stock Purchase Scheme - 2020

During the Audit period, Nomination and Remuneration Committee ("NRC") has approved the winding-up of Trident Limited Employee Stock Purchase Scheme - 2020 and approved the excess monies or shares remaining with the Trust after meeting all the obligations, if any, to be utilised for repayment of loan to Trident Limited and subject to approval of the shareholders, be transferred to another

scheme. Accordingly, Trident Limited Employees Welfare Trust ('Trust') has sold 1,82,93,707 shares and proceeds from transfer of shares has been utilized for the repayment of loan to the Company.

#### 8. Formation of Trident Limited General Employee Benefits Scheme – 2023

Based on approval of NRC, for remaining excess monies and 6,23,28,640 Equity Shares, the Company is seeking approval of shareholders of the Company for implementation of Trident Limited General Employee Benefits Scheme – 2023.

#### 9. Change in status of Promoter Chairman to Chairman Emeritus

Mr Rajinder Gupta, stepped down from the directorship of the Company w.e.f 09.08.2022. However, acknowledging his rich experience and vast knowledge, he was appointed

to continue in the capacity of Chairman Emeritus for his continued mentorship and guidance.

For **M/s Vinod Kothari & Company**  
 Practicing Company Secretaries  
 Unique Code: P1996WB042300

**Nitu Poddar**

Partner

Membership No.: A37398

CP No.:15113

UDIN: A037398E000362228

Peer Review Certificate No.: 781/2020

Place: New Delhi

Date: 23.05.2023

The report is to be read with our letter of even date which is annexed as **Annexure 'I'** and forms an integral part of this report.

#### Annexure I

#### Auditor and Management Responsibility ANNEXURE TO SECRETARIAL AUDIT REPORT (NON- QUALIFIED)

To,  
 The Members,  
**Trident Limited**

Our Secretarial Audit Report of even date is to be read along with this letter.

- Maintenance of secretarial records is the responsibility of the management of the Company. Our responsibility is to express an opinion on these secretarial records based on our audit. The list of documents for the purpose, as seen by us, is listed in **Annexure II**;
- We have followed the audit practices and the processes as were appropriate to obtain reasonable assurance about the correctness of the contents of the secretarial records. The verification was done on a test basis to ensure that correct facts are reflected in secretarial records. We believe that the processes and practices we followed, provide a reasonable basis for our opinion;
- Our Audit examination is restricted only upto legal compliances of the applicable laws to be done by the Company, we have not checked the practical aspects relating to the same;
- Wherever our Audit has required our examination of books and records maintained by the Company, we have relied upon electronic versions of such books and records, as provided to us through online communication. Considering the effectiveness of information technology tools in the audit processes, we have conducted online verification and examination of records, as facilitated by the Company, for the purpose of issuing this Report. In doing so, we have followed the guidance as issued by the Institute. We have

conducted online verification & examination of records, as facilitated by the Company;

- We have not verified the correctness and appropriateness of financial records and books of accounts of the Company as well as the correctness of the values and figures reported in various disclosures and returns as required to be submitted by the Company under the specified laws, though we have relied to a certain extent on the information furnished in such returns;
- We have held discussion with the management on several points and wherever required, we have obtained the management representation about the compliance of laws, rules and regulations and happening of events etc;
- The compliance of the provisions of corporate and other applicable laws, rules, regulations, standards is the responsibility of the management. Our examination was limited to the verification of procedure on test basis;
- Due to the inherent limitations of an audit including internal, financial, and operating controls, there is an unavoidable risk that some misstatements or material non-compliances may not be detected, even though the audit is properly planned and performed in accordance with audit practices;
- The contents of this Report has to be read in conjunction with and not in isolation of the observations, if any, in the report(s) furnished/to be furnished by any other auditor(s)/ agencies/authorities with respect to the Company;
- The Secretarial Audit Report is neither an assurance as to the future viability of the Company nor of the efficacy or effectiveness with which the management has conducted the affairs of the Company.

#### Annexure II

#### List of Documents

- Minutes for the meetings of the following held during the Audit Period:
  - Board of Directors;
  - Audit Committee;
  - Nomination and Remuneration Committee;
  - Corporate Social Responsibility Committee;
  - Stakeholders Relationship Committee;
  - Risk Management Committee;
  - Financial Management Committee;
  - Annual General Meeting;
  - Postal Ballot.
- Proof of circulation of draft and signed minutes of the Board and Committee meetings on a sample basis;
- Resolutions passed by circulation;
- Agendas of various Board and Committee meetings on a sample basis;
- Annual Report for financial year 2021-22;
- Draft financial statement for financial year 2022-23;
- Directors' disclosures under the Act and rules made thereunder;
- Statutory registers maintained under the Act;
- Forms filed with the Registrar;
- Policies framed under LODR and the Act, as available on the website of the Company;
- Code of Conduct to regulate, monitor and report trading by its designated persons and immediate relatives of designated persons;
- Memorandum of Association and Articles of Association of the Company;



# ANNEXURE V TO THE DIRECTORS' REPORT

## DIVIDEND DISTRIBUTION POLICY

(Amended version as approved by the Board of Directors of the Company w.e.f. January 29, 2020)

### OBJECTIVE

The objective of the Dividend Distribution Policy of the Company is to reward its shareholders by sharing a portion of the profits, whilst also ensuring that sufficient funds are retained for growth of the Company.

### POLICY

The Company shall declare and pay dividend in accordance with the provisions of the Companies Act 2013, rules made thereunder and Securities and Exchange Board of India (Listing Obligations and Disclosure Requirements) Regulations, 2015, as amended from time to time.

The Shareholders may or may not expect Dividend based on following factors to be considered by the Board while declaring dividend:

- Consistency with the Dividend Guidelines as laid out by the Board
- Sustainability of dividend payout ratio in future
- Dividend payout ratio of previous years
- Macroeconomic factors and business conditions

Retained earnings are intended to be utilized for:

- Investments for future growth of the business
- Dealing with any possible downturns in the business
- Strategic investment in new business opportunities
- Any other purpose as may be deemed fit

### CATEGORY OF DIVIDENDS

The Companies Act provides for two forms of Dividend- Final & Interim. The Board of Directors shall have the power to recommend final dividend to the shareholders for their approval in the general meeting of the Company. The Board of Directors

shall have the absolute power to declare interim dividend during the financial year, as and when they consider it fit.

### DIVIDEND GUIDELINE

The Board at its discretion, while approving the annual accounts in each financial year, may also recommend the dividend for approval of the shareholders after taking into account the free cash flow position, the profit earned during that year, the Capex requirements and applicable taxes. If during any financial year the profits of the Company are inadequate, the Board may decide not to declare dividends for that financial year. A dividend policy stated by the current Board cannot be binding on the extant Board. However, the current Board can form a guideline on dividend payout in future in the interest of providing transparency to the shareholders.

### TARGET DIVIDEND

The Company strikes to maintain an equilibrium between retaining sufficient funds for the growth of the Company & meeting contingency and also rewarding & providing return to shareholders.

Depending on the long term growth strategy of the Company and the prevailing circumstances, the Board of Directors may recommend/ declare the dividend for declaration as deemed fit.

### Rationale for Change in Dividend Distribution Policy

At the time of adoption of Dividend Distribution Policy, the Board of Directors of the Company have been empowered to periodically review the policy and make out the necessary changes as they deem fit. Keeping in view the requirements of current scenario, the Board of Directors in their Board meeting, which was held on January 29, 2020, have amended the existing policy and adopted the revised one with effect from January 29, 2020.

### REVIEW

This policy shall be reviewed by Board from time to time.

## DISCLOSURE REGARDING MANAGERIAL REMUNERATION AS REQUIRED UNDER SECTION 197(12) OF THE COMPANIES ACT, 2013 READ WITH RULE 5(1) OF THE COMPANIES (APPOINTMENT AND REMUNERATION OF MANAGERIAL PERSONNEL) RULES, 2014

1. The ratio of the remuneration of each Director to the median remuneration of the employees of the Company for the Financial Year 2022-23 and the percentage increase in remuneration of each Director, Chief Financial Officer & Company Secretary during the financial year 2022-23 are as under:

Sr. No.	Name of Director/ KMP	Designation/ Status	Remuneration of Director/ KMP for financial year 2022-23	% increase / (Decrease) in Remuneration in the Financial Year 2022-23	Ratio of remuneration of each Director/ to median Remuneration of Employees
			₹ million	%	times
<b>Remuneration paid to Non-Executive Directors</b>					
1	Mr. Rajinder Gupta <sup>a</sup>	Non-Executive / Non-Independent Director	98.7	NA	NA
2	Mr Rajiv Dewan	Non-Executive Chairman/ Independent	6.2	675	26
3	Mr Dinesh Kumar Mittal	Non-Executive/ Independent	5.4	-	23
4	Mr Anthony Desa ~	Non-Executive/ Independent	6.0	NA	NA
5	Ms Usha Sangwan	Non-Executive / Independent	5.7	16.33	24
6	Mr Raj Kamal #	Non-Executive/ Independent	3.6	NA	NA
7	Mr Rajeev Ahuja #	Non-Executive/ Independent	3.6	NA	NA
8	Mr Kapil Ghorse #	Non-Executive/ Non Independent	13.9	NA	NA
<b>Remuneration paid to Executive Directors / KMPs</b>					
9	Mr Deepak Nanda	Managing Director / KMP	19.2	-	80
10	Mr Naveet Jindal #	Managing Director / KMP	23.7	NA	NA
11	Mr Kavish Dhandra #	Managing Director / KMP	21.2	NA	NA
12	Mr Kamal Gaba #	Managing Director / KMP	12.7	NA	NA
13	Mr Pardeep Kumar Markanday #	Managing Director / KMP	21.1	NA	NA
14	Mr Swapan Nath #	Managing Director / KMP	21.0	NA	NA
15	Mr Abhinav Gupta %	Chief Financial Officer/ KMP	5.3	NA	NA
16	Mr Avneesh Barua ^	Chief Financial Officer/ KMP	2.0	NA	NA
17	Mr Hari Krishan *	Company Secretary/ KMP	3.9	NA	NA

<sup>a</sup> Ceased to be Director of the Company w.e.f. August 9, 2023, accordingly not comparable

<sup>#</sup> Appointed as Director w.e.f. August 9, 2022, accordingly not comparable

<sup>~</sup> Appointed as Director w.e.f. January 18, 2022, accordingly not comparable

<sup>%</sup> Ceased to be CFO/KMP w.e.f. September 3, 2022, accordingly not comparable

<sup>^</sup> Appointed as CFO/KMP w.e.f. November 12, 2022, accordingly not comparable

<sup>\*</sup> Appointed as CS/KMP w.e.f. May 12, 2022, accordingly not comparable

2. During the year under review, there is no increase in the median % remuneration of employees.
3. There were 13,750 permanent employees on the rolls of Company as on March 31, 2023.
4. It is hereby affirmed that the remuneration paid is as per the Nomination & Remuneration Policy of the Company.

## Statement containing particulars of employees as per Section 197(12) of the Companies Act, 2013 read with Rule 5(2) of the Companies (Appointment and Remuneration of Managerial Personnel) Rules, 2014 and forming part of the Directors' report for the Financial year ended March 31, 2021

S No., Full Name, Designation of the employee, Gross Remuneration (INR million), Qualifications and experience of employee, the age of such employee, the last employment held by such employee before joining the company, %age of equity shares held by the employee, Date of Commencement of employment, DOL, Experience (Years), Qualifications

1, DEEPAK NANDA, MD, 19.2, 42, M.SC, 63, SME BUSINESS SERVICES LIMITED, Nil, 25.06.2009, NA, 2, SWAPAN NATH, MD, 21.0, 36, B. Tech, 51, Modern Group, 0.0%, 27.11.2020, NA, 3, ABHISHEK GUPTA, IB, 18.2, 13, BA, 36, Trident Corporation Ltd, Nil, 01.04.2014, NA, 4, KAVISH DHANDA, MD, 21.2, 21, MBA, 42, First employment, 0.0%, 21.01.2019, NA, 5, NAVEET JINDAL, MD, 23.7, 23, MBA,

45, First employment, 0.0%, 01.07.2000, NA, 6, KAMAL GABA, MD, 12.7, 28, B. Tech, 52, IKEA SERVICES INDIA PRIVATE LTD, 0.0%, 17.02.2020, NA, 7, ABHINAV GUPTA, CFO, 4.9, 17, MBA, 43, SBI Capital Markets Limited, 0.0%, 11.03.2019, 04.09.2022, 8, SHAMBHU KUMAR, IB, 7.7, 29, B. Tech, 53, ARIHANT SPINNING MILLS LIMITED, 0.0%, 06.12.1997, 09.01.2023, 9, SUNEEL MOHNOT, IB, 8.0, 30, MBA, 64, First employment, Nil, 14.02.2022, 30.09.2022, 10, DEEPAK KUMAR, IB, 5.5, 18, MBA, 48, DALMIA GROUP, Nil, 20.12.2022, 24.04.2023, 11, ROOP NARAIN MALOO, IB, 1.8, 37, CA, 61, Surya Roshni Limited, Nil, 14.02.2022, 26.04.2022, 12, AMIT SHARMA, IB, 10.9, 9, Diploma, 37, ACSL, 0.0%, 28.03.2017, 02/01/2023, 13, DEEPESH GOVIL, IB, 10.8, 15, MBA, 54, DHANYA AGROINDUSTRIAL PRIVATE LIMITED, 0.0%, 15.04.2019, 25.05.2023, 14, SHAILESH LADDHA, IB, 10.2, 25, B.E, 48, WESLPUN INDIA LIMITED, 0.0%, 24.06.2013, 04/01/2023, 15, RAJEEV JAIN, IB, 9.2, 37, MBA, 62, RSWM Ltd., 0.0%, 24.05.2021, 31.03.2023, 16, VIKAS KALUCHA, IB, 8.9, 28, B. Tech, 51, ERNST & YOUNG LLP, 0.0%, 31.01.2022, 16.01.2023, 17, ROHIT JHANJI, IB, 8.0, 22, MBA, 46, Golden Group, 0.0%, 06.12.2021, 19.12.2022, 18, BRIJESH KISHOR SARAF, IB, 7.8, 20, BE, 47, WESLPUN GROUP, 0.0%, 13.12.2021, 02.01.2023, 19, SATYENDRA KUMAR MALLIK, IB, 2.5, 25, MBA, 53, Rashmi Group, Nil, 20.12.2022, 25.03.2023, 20, RAHUL GOYAL, IB, 1.9, 14, CA, 37, Dalmia Bharat Refractories Limited, Nil, 02.01.2023, 24.03.2023, 21, MOHIT SONI, IB, 17.6, 19, B.Tech, 40, First Employment, 0.0%, 01.07.2004, NA, 22, POOJA LUTHRA, IB, 16.9, 18, MA, 44, GALLUP, 0.0%, 18.02.2022,

NA, 23, PARDEEP KUMAR MARKANDAY, MD, 10.8, 40, MBA, 66, 0.0%, 09.08.2022, NA, 24, MANISH KAPOOR, IB, 10.8, 12, MCA, 44, RAMKY ENVIRO ENGINEERS LIMITED, 0.0%, 17.01.2022, NA, 25, JITENDRA PRASAD SHUKLA, IB, 10.3, 20, M.SC, 53, WELSPUN INDIA, 0.0%, 29.06.2020, NA, 26, SATISH KUMAR ARORA, IB, 10.2, 20, B.SC, 59, 0.0%, 22.08.2022, NA, 27, SREENU LINGAM, IB, 9.8, 30, ITI, 55, Indocount Industries Ltd., Nil, 15.10.2021, NA, 28, SUBODH CHANDRA MANCHANDA, IB, 9.8, 13, B.E, 53, HERO MOTORCORP LTD, 0.0%, 11.11.2019, NA, 29, MANJUL JAIN, IB, 9.5, 36, PGDM, 59, VARDHMAN TEXTILES LIMITED, 0.0%, 01.02.2021, NA, 30, HARDIK SEMLANI, IB, 9.1, 14, MBA, 38, T.C.C.E.T, 0.0%, 19.04.2010, NA, 31, SIRIGI SHIVA SHANKAR REDDY, IB, 8.8, 25, MBA, 46, Jyotirmaye Textiles, Nil, 20.12.2021, NA, 32, AJAY GUPTA, IB, 8.2, 15, B.E, 58, Kuantum Papers Ltd, 0.0%, 23.05.2022, NA, 33, ROHIT JHANJI, IB, 5.4, 15, MBA, 46, Golden Group, 0.0%, 20.12.2022, NA, 34, SHAILESH LADDHA, IB, 3.6, 18, B.E, 48, WESLPUN INDIA LIMITED, 0.0%, 05.01.2023, NA, 35, AMIT SHARMA, IB, 2.9, 14, Diploma, 37, ACSL, 0.0%, 03.01.2023, NA, 36, SHAMBHU KUMAR, IB, 2.6, 30, B. Tech, 53, ARIHANT SPINNING MILLS LIMITED, 0.0%, 10.01.2023, NA, 37, BRIJESH KISHOR SARAF, IB, 2.5, 20, BE, 47, WELSPUN GROUP, 0.0%, 03.01.2023, NA

Information about qualifications and last employment is based on particulars furnished by the concerned employee.

Remuneration received includes salary and other allowances

## CORPORATE GOVERNANCE REPORT

### Company's Philosophy on Corporate Governance

A corporation is a congregation of various stakeholders, namely, customers, employees, investors, vendor partners, government and society. A corporation should be fair and transparent to its stakeholders in all its transactions. Corporate Governance at Trident Limited ('the Company') cares for the overall well-being and welfare of all constituents of the system and takes into account the stakeholders' interest in every business decision.

The Company is committed to pursue growth by adhering to the highest national and international standards of Corporate Governance. The Company's philosophy on Corporate Governance is based on following principles:

1. Lay solid foundations for management
2. Structure the Board to add value
3. Promote ethical and responsible decision-making
4. Safeguard integrity in financial reporting
5. Make timely and balanced disclosures
6. Recognise and manage business risks
7. Respect the rights of the shareholders
8. Encourage enhanced performance
9. Remunerate fairly and responsibly
10. Recognise the legitimate interest of the stakeholders
11. Legal and statutory compliances in letter and spirit

In order to foster above beliefs, the Board of Directors of the Company has adopted a 'Combined Code of Corporate Governance and Conduct' (hereinafter referred to as 'Code') based on the principles of good Corporate Governance and best management practices being followed globally besides complying with the laws of land. The Code is subject to modification from time to time as the Board of Directors deems

appropriate in the best interests of the Company or as required by applicable laws of land.

Our Code is an extension of our values and reflects our continued commitment to ethical business practices across our operations. This is demonstrated in shareholder returns, high credit ratings, awards and recognitions, governance processes and an entrepreneurial performance focussed work environment.

### Board of Directors

#### Board Leadership

The Board of Directors are inter-alia responsible for making strategies, long term plans, set operational goals, identify and mitigate risks etc and expansion. The Board is committed to the goal of sustainably elevating the Company's value creation. The Company has defined guidelines and an established framework for the meetings of the Board and its Committees. These guidelines seek to systematise the decision-making process at the meetings of the Board and its Committees in an informed and efficient manner.

#### Board Composition and Category of Directors

One of the fundamental principles of Governance at Trident is to structure the Board to add value. The Board has a good and diverse mix of Executive and Non-Executive Directors with majority of the Board Members comprising Independent Directors and the same is also in line with the applicable provisions of Companies Act, 2013 ('the Act') and Securities and Exchange Board of India (SEBI) (Listing Obligations and Disclosure Requirements) Regulations, 2015 ('Listing Regulations'). The composition of the Board represents an optimal mix of professionalism, knowledge and experience and enables the Board to discharge its responsibilities and provide effective leadership to the business.

The composition of the Board, Category, Director Identification Number ('DIN') and shareholding of Directors as on the date of this report are as follows:

Sr. No.	Name of the Director	DIN	Category / Designation	Shareholding as on March 31, 2023
1	Mr. Rajiv Dewan	00007988	Non-Executive / Independent Director / Chairman	1,44,450
2	Ms. Usha Sangwan	02609263	Non-Executive / Independent Director	-
3	Mr. Anthony De Sa	05290160	Non-Executive / Independent Director	-
4	Mr. Raj Kamal	07653591	Non-Executive / Independent Director	-
5	Prof. Rajeev Ahuja	09196228	Non-Executive / Independent Director	-
6	Mr. Deepak Nanda	00403335	Executive / Managing Director	-

None of the Directors of the Company are inter-se related to each other. There are no outstanding GDRs / ADRs / Warrants / Convertible Instruments issued by the Company.

Further, the following director have been appointed / resigned during the financial year 2022-23:

Sr. No.	Name of the Director	DIN	Category / Designation	Date of Appointment	Date of Resignation
1	Mr. Rajinder Gupta	00009037	Promoter / Non-Executive Director	NA	August 9, 2022
2	Mr. Raj Kamal	07653591	Non-Executive / Independent Director	August 9, 2022	NA
3	Prof. Rajeev Ahuja	09196228	Non-Executive / Independent Director	August 9, 2022	NA
4	Mr. Kapil Ghorse	02049491	Non-Executive / Non-Independent Director	August 9, 2022	Refer table below
5	Mr. Swapan Nath	00806810	Executive / Managing Director – Bath Linen Business	August 9, 2022	Refer table below
6	Mr. Kamal Gaba	09696801	Executive / Managing Director – Bed Linen Business	August 9, 2022	Refer table below
7	Mr. Naveet Jindal	07741144	Executive / Managing Director – Paper, Chemicals & Energy Business	August 9, 2022	Refer table below
8	Mr. Kavish Dhanda	01086776	Executive / Managing Director – Yarn Business	August 9, 2022	Refer table below
9	Mr. Pardeep Kumar Markanday	02252335	Executive / Managing Director – Growth and Projects	August 9, 2022	Refer table below

Furthermore, the following directors have resigned after the end of financial year and before the date of this report:

Sr. No.	Name of the Director	DIN	Category / Designation	Date of Resignation
1	Mr. Dinesh Kumar Mittal	00040000	Non-Executive / Independent Director	April 21, 2023
2	Mr. Kapil Ghorse	02049491	Non-Executive / Non-Independent Director	April 21, 2023
3	Mr. Swapan Nath	00806810	Managing Director – Bath Linen Business	April 21, 2023
4	Mr. Kamal Gaba	09696801	Managing Director – Bed Linen Business	April 21, 2023
5	Mr. Naveet Jindal	07741144	Managing Director – Paper, Chemicals & Energy Business	April 21, 2023
6	Mr. Kavish Dhanda	01086776	Managing Director – Yarn Business	April 21, 2023
7	Mr. Pardeep Kumar Markanday	02252335	Managing Director – Growth and Projects	April 21, 2023

#### Retirement / Resignation of Independent Director

During the year under review, Mr. Dinesh Kumar Mittal, Independent Director of the Company has resigned from the Board of Directors of the Company due to personal reasons and other pre-occupations. In terms of Schedule III of the Listing Regulations the Company has received a declaration from Mr. Dinesh Kumar Mittal that there are no other material reasons for the resignation from the Board of Directors of Trident Limited other than those provided above.

#### Board Independence

The definition of 'Independence' of Directors is governed by Section 149(6) of the Act and Regulation 16 of Listing Regulations. The Company has received necessary declaration from each of the Independent Directors of the Company confirming that they meet the criteria of independence. Based on the confirmations / disclosures received from the Directors and on evaluation of the relationships disclosed, the Board confirms, that the Independent Directors fulfil the conditions as specified under Schedule V of the Listing Regulations and are independent of the management. Your board hereby confirms that in its opinion, the independent directors fulfill the conditions specified in these regulations and are independent of the management.

#### Appointment and Tenure

The Directors of the Company are appointed / re-appointed by the Board on the recommendations of the Nomination and Remuneration Committee and approval of the Members at the General Meetings. In accordance with the Articles of Association of the Company and provisions of the Act, all Directors, except the Independent Directors of the Company, are liable to retire by rotation at the Annual General Meeting ('AGM') each year and, if eligible, offer themselves for re-election. The Executive Directors on the Board have been appointed as per the provisions of the Act and serve in accordance with the terms of their contract of employment / contract of service with the Company.

#### Core Skills / Expertise / Competencies available with the Board

The Board of Trident Limited comprises of qualified members who bring in required skills, expertise and competence so that fruitful contribution is made by the Board and its committees and Trident Limited achieves highest standards of Corporate Governance.

**Financial** : Proficiency in Financial Management, Capital Allocation, Treasury and Accountancy, Costing, Budgetary Controls.

**Operations** : Understanding Organizations, Business processes, Strategic Planning, Driving change, Risk Management, Economics of Scale, Innovation.

**Global Business Leader** : Handling diverse business scenario, Global market opportunities, Macro policies and business economics.

**Governance** : Protecting the interest of stakeholders, enterprise reputation, accountability and following governance practice.

The table below summarizes the key attributes and skills matrix, identified by the Board of Directors, as required in the context of business, which is to be considered while selecting the Director:

Director	Attributes			
	Financial	Operations	Global Business Leader	Governance
Mr. Rajiv Dewan	✓	✓	✓	✓
Ms. Usha Sangwan	✓	✓	✓	✓
Mr. Anthony De Sa	✓	✓	✓	✓
Mr. Raj Kamal	✓	✓	✓	✓
Prof. Rajeev Ahuja	-	-	✓	✓
Mr. Deepak Nanda	✓	✓	✓	✓

#### Meetings

##### Board and Committees' meeting details

The Board meets at regular intervals to discuss and decide on Company/business policy and strategy apart from other Board businesses. At least four Board meetings have been held in a year, one in each quarter to review the financial results and other items of the agenda. The maximum gap between any two consecutive Board meetings does not exceed 120 days. Apart from the four scheduled Board meetings, keeping in view the business requirements, as and when required, additional Board meeting(s) have been convened. Urgent matters have also been approved by the Board by passing resolutions through circulation.

Every Director on the Board/ Committee is free to suggest any item for inclusion in the agenda for the consideration of the Board/ Committee. The information as required under Regulation 17 and Part A of schedule II of the Listing Regulations and Combined Code of Corporate Governance and Conduct are made available to the members of the Board/ Committee.

The separate meeting of Independent Directors of the Company is also held at least once in a financial year, without the attendance of Non-Independent Directors and members of management, to

carry out the evaluations/ review as prescribed under Schedule IV of the Act and Regulation 25 of Listing Regulations. During the year a separate Meeting of Independent Directors was held on January 30, 2023.

The Company also holds at least one Audit Committee meeting in each quarter, inter-alia, to review financial results. The Cost Auditors, Statutory Auditors and Internal Auditors attended the meetings of Audit Committee on the invitation of Chairperson of the Audit Committee, for their respective agenda items. The Company also holds at least one meeting of Nomination and Remuneration Committee, Stakeholders Relationship Committee and Risk Management Committee and during the financial year 2022-23, meetings of other committees of the Board are held whenever matters falling under their terms of reference need discussion and decision.

#### Following are the details of meetings of Board of Directors, and Committees thereof held during the Financial Year 2022-23:

During the year under review, 6 (six) meetings of Board were held on May 12, 2022, May 30, 2022, July 23, 2022, August 9, 2022, November 12, 2022 and January 30, 2023.

The following is the detail of Directors' Attendance in respective meetings held during their tenure:

Name	Annual General Meeting	Board Meeting	Audit Committee	Risk Management Committee	Stakeholders' Relationship Committee	Corporate Social Responsibility Committee	Nomination & Remuneration Committee
<b>Meetings held</b>	<b>1</b>	<b>6</b>	<b>5</b>	<b>3</b>	<b>3</b>	<b>3</b>	<b>8</b>
Mr. Rajiv Dewan	1 of 1	6 of 6	5 of 5	3 of 3	3 of 3	3 of 3	8 of 8
Ms. Usha Sangwan	1 of 1	6 of 6	3 of 3	1 of 1	~	~	4 of 4
Mr. Anthony De Sa	1 of 1	6 of 6	5 of 5	~	1 of 1	1 of 1	8 of 8
Mr. Raj Kamal *	*	2 of 2	2 of 2	~	~	~	~
Prof. Rajeev Ahuja *	*	2 of 2	~	~	~	~	3 of 4
Mr. Deepak Nanda	1 of 1	6 of 6	5 of 5	3 of 3	3 of 3	3 of 3	~

During the year under review, no meeting of Strategy Committee, Restructuring Committee, Securities Committee was held.

~ Not a member of the Committee

\* appointed as Director w.e.f. August 9, 2022, accordingly, the no. of meetings held during the tenure has been considered.

### Familiarisation Programmes for Board Members

The Board members are provided with necessary documents / brochures, reports and internal policies to enable them to familiarise with the Company's procedures and practices.

Periodic presentations are made at the Board and Committee meetings on business and performance updates of the Company.

### Board Level Committees

The Board has constituted various statutory and non-statutory Committees for smooth and efficient operation of the activities and is responsible for constituting, assigning, co-opting and fixing the terms of reference for the committees in line with the laws of land. The Chairperson, quorum and the terms of reference of each committee have been approved by the Board.

### As on the date of Report, following is the composition of Board and committees of the Company:

Audit Committee	Nomination & Remuneration Committee	Stakeholders' Relationship Committee
Mr. Rajiv Dewan (Chairman of the Committee) Mr. Anthony De Sa Mr. Raj Kamal Mr. Deepak Nanda	Mr. Anthony De Sa (Chairman of the Committee) Mr. Rajiv Dewan Prof. Rajeev Ahuja	Mr. Rajiv Dewan (Chairman of the Committee) Mr. Anthony De Sa Mr. Deepak Nanda
Risk Management Committee	CSR Committee	Financial Management Committee (Non-Statutory Committee)
Ms. Usha Sangwan (Chairperson of the Committee) Mr. Rajiv Dewan Mr. Deepak Nanda	Mr. Rajiv Dewan (Chairman of the Committee) Mr. Anthony De Sa Mr. Deepak Nanda	Mr. Rajiv Dewan (Chairman of the Committee) Mr. Deepak Nanda Mr. Avneesh Barua

The Board in its meeting held on April 21, 2023 has reviewed and dissolved three non-statutory committees i.e. Strategy Committee, Restructuring Committee and Securities Committee.

During the year under review, all the recommendations of respective committees have been duly accepted by the Board

### Agenda and Minutes

All the departments in the Company, communicate with the Company Secretary well in advance with regard to matters requiring approval of the Board/Committees, to enable her to include the same in the agenda for the Board/Committee meeting(s). Agenda papers are circulated to the Directors / Committee Members well in advance before the respective meetings of the Board / Committees.

The Company Secretary while preparing the agenda and minutes of the Board/Committee meeting ensures adherence to the applicable provisions of the law including Companies Act, 2013 and the rules made thereunder. The applicable Secretarial Standards issued by the Institute of Company Secretaries of India ('ICSI') are also complied with by the Company. The draft minutes of the proceedings of each Board/Committee meeting are circulated to the Board/Committee members for their comments, within 15 days of respective meetings and thereafter considering the comments received, if any, the minutes are entered in the minute book within 30 days of the respective meetings. Copy of the signed minutes are also circulated to the Directors / members of the Committees, as applicable, within 15 days of signing by the Chairperson. The Board also takes note of the minutes of the Committee meetings duly approved by their respective Chairperson.

### Terms of reference of committees

The Board while approving terms of reference of the Committees ensures that the same is in line with laws of land. The Board proactively reviews terms of reference of the Committees and modifies the same, if necessary, to meet the strategic and business needs.

Following are brief terms of reference of Board level committees:

### Statutory Committees:

#### Audit Committee

The Audit Committee of the Company is entrusted with the responsibility to supervise the Company's internal controls and financial reporting process and, inter-alia, performs the following functions:

- Review with the management, the quarterly financial statements before submission to the Board for approval.
- Recommend appointment, remuneration and terms of appointment of auditors.
- Approval of payment to statutory auditors, including cost auditors, for any other services rendered by them.

- Review with the management, the statement of uses / application of funds.
- Review and monitor the auditor's independence, performance and effectiveness of audit process.
- Review the findings of any internal investigations by the internal auditors into matters where there is suspected fraud or irregularity or a failure of internal control systems of a material nature and reporting the matter to the Board.
- Review the functioning of the Whistle-blower mechanism / oversee the vigil mechanism.
- Review financial statements, in particular the investments made by the Company's unlisted subsidiaries.

The detailed terms of reference of the Committee are available on the website of the Company.

#### Nomination & Remuneration Committee

The role of Nomination and Remuneration Committee, inter-alia, includes:

- Formulate the criteria for determining qualifications, positive attributes and independence of a Director and recommend to the Board a policy, relating to the remuneration of the Directors, Key Managerial Personnel and other employees.
- Formulate the criteria for evaluation of performance of the Independent Directors and the Board of Directors.
- Devise a policy on Board Diversity.
- Identify persons who are qualified to become Directors and who may be appointed in senior management in accordance with the criteria laid down and to recommend to the Board their appointment and / or removal.
- Recommend to the Board, all remuneration, in whatever form, payable to senior management.

The detailed terms of reference of the Committee are available on the website of the Company.

#### Stakeholders' Relationship Committee

The broad terms of reference of Stakeholders' Relationship Committee include, inter-alia:, resolving of grievances of the security holders of the listed entity including complaints related to transfer/transmission of shares, non-receipt of annual report, non-receipt of declared dividends, issue of new/duplicate certificates, general meetings, measures taken for effective exercise of voting rights by shareholders, adherence to the service standards adopted by the Company in respect of various services being rendered by the Registrar & Share Transfer Agent, reviewing of the various measures and initiatives taken by the Company for reducing the quantum of unclaimed dividends and ensuring timely receipt of dividend warrants/annual reports/statutory notices by the shareholders of the Company and all other acts or deeds as may be necessary or incidental thereto.

It is hereby affirmed that as on date of this report there are no pending complaints not resolved to the satisfaction of shareholders.

#### Risk Management Committee

The terms of reference of Risk Management Committee are in line with the Listing Regulations and include, inter-alia, the implementation of Risk Management Systems and Framework, review the Company's financial and risk management policies, assess risk and procedures to minimise the same.

The detailed terms of reference of the Committee are available on the website of the Company.

#### CSR Committee

The broad terms of reference of Corporate Social Responsibility (CSR) Committee include, inter-alia: formulating and recommending to the Board a CSR policy, recommending the amount of expenditure to be incurred on CSR activities and monitoring the implementation of the CSR policy and Business Responsibility Guiding Principles suggested by SEBI from time to time.

### Non-Statutory Committees:

#### Financial Management Committee

The broad terms of reference of Financial Management Committee include, inter-alia: deciding bank operating powers & modifications therein, other banking related issues of the Company, approval and monitoring of borrowings, investments, loans and corporate guarantees, creation of securities, conversion of loans into INR/foreign currency or vice-versa and review of foreign exchange transactions of the Company.

### Directors' Remuneration

#### Policy for Directors' Remuneration

Executive Director's Remuneration is recommended by the Nomination & Remuneration Committee in accordance with Nomination & Remuneration Policy adopted by the Company and approved by the Board of Directors subject to the approval by the shareholders, if required.

Non-Executive Directors are paid remuneration by way of sitting fee for attending meetings of the Board and/or Committees thereof. Further, the remuneration paid to Non-Executive Directors/ criteria of making payment to Non-Executive Directors, is in accordance with Nomination & Remuneration Policy adopted by the Company and approved by the Board of Directors subject to the requisite approvals, as may be applicable.

The members of the Company, in the Annual General Meeting held on July 23, 2022 have approved the payment of Commission to Independent Directors of the Company @ 1 % of the of net profit of the Company, payable monthly / quarterly / annually as computed under Section 197 and 198 of the Act.

The members of the Company, in the Annual General Meeting held on July 9, 2020, have also approved the payment of Commission to Mr. Rajinder Gupta, Non-Executive Director of the Company @ 5 % of net profit of the Company, payable monthly/ quarterly/ annually as computed under Section 198 of the Act, or any other percentage of net profits as may be permissible under the provisions of the Act and other applicable statutory enactments at the time of payment, in excess of the limit of 50% of the total annual remuneration payable to all Non-executive directors, over and above the usual sitting fees for attending meetings of Board/ Committees of the Company, through special resolution.

However, pursuant to the resignation of Mr. Rajinder Gupta, Non-Executive Director of company the commission was proportionally paid upto August 09, 2022

### The details of the remuneration paid to the Directors along with their relationships and business interests are detailed below:

#### Remuneration of the Executive Directors for the financial year 2022-23

Name	Designation	(INR Million)					Total Amount
		Gross Salary	Commission	Stock Option	Sitting Fee / Others, if any		
Mr. Swapan Nath	Managing Director – Bath Linen Business	19.2	-	1.8	-	21.0	
Mr. Kamal Gaba	Managing Director – Bed Linen Business	12.4	-	0.3	-	12.7	
Mr. Naveet Jindal	Managing Director – Paper, Chemicals & Energy Business	19.2	-	4.5	-	23.7	
Mr. Kavish Dhanda	Managing Director – Yarn Business	12.4	-	8.8	-	21.2	
Mr. Pardeep Kumar Markanday	Managing Director – Growth and Projects	12.3	-	8.8	-	21.1	
Mr. Deepak Nanda	Managing Director	19.2	-	-	-	19.2	

#### Remuneration of the Non-executive Directors for the financial year 2022-23

Name	Designation	(INR Million)					Total Amount
		Gross Salary	Commission	Stock Option	Sitting Fee / Others, if any		
Mr. Rajinder Gupta ^	Non-Executive / Non-Independent Director	-	98.3	-	0.4	98.7	
Mr. Kapil Ghorse #	Non-Executive / Non-Independent Director	-	-	6.6	7.3	13.9	
Mr. Rajiv Dewan	Non-Executive / Independent Director / Chairman	-	5.0	-	1.2	6.2	
Ms. Usha Sangwan	Non-Executive / Independent Director	-	5.0	-	0.7	5.7	
Mr. Anthony De Sa	Non-Executive / Independent Director	-	5.0	-	1.0	6.0	
Mr. Raj Kamal	Non-Executive / Independent Director	-	3.2	-	0.4	3.6	
Prof. Rajeev Ahuja	Non-Executive / Independent Director	-	3.2	-	0.4	3.6	
Mr. Dinesh Kumar Mittal	Non-Executive / Independent Director	-	5.0	-	0.4	5.4	

^ Mr. Rajinder Gupta ceased to be Director of the Company w.e.f. August 9, 2023. Accordingly, the Commission for the relevant term as Director has been provided. For further details, please refer note 39 of standalone financial statements.

# Mr. Kapil Ghorse has been paid consultancy fee pursuant to the approval of shareholders vide their resolution passed by Postal Ballot dated November 5, 2022.

### Pecuniary Relationships or Transaction of Non-Executive Directors Vis-A-Vis the Company

The detail of transactions, entered into with entities in which Non-Executive Directors are interested, is set out in Note No. 39 of Standalone Financial Statements.

### Details of fixed component and performance linked incentives, along with the performance criteria

Details of fixed component and performance linked Incentives, in the form of commission is depicted above. Performance criteria of all the Directors of the Board is as per the Nomination and Remuneration Policy of the Company.

### Service Contracts, Notice Period and Severance Fees

The employment of Managing Director shall terminate automatically in the event of his ceasing to be a Director of the Company in the General Meeting and/or in the event of his resignation as a Director of the Company and subsequent acceptance of the resignation by the Board and no severance fee is payable to the Managing Director. Notice period shall be as per the appointment letter issued by the Company at the time of joining.

Further, during the financial year 2022-23 the Company has neither advanced any loan to any of its directors.

The Company has also taken Directors' and Officers' ('D&O') Liability Insurance to protect its Directors'/ officers and their spouses' personal liability for financial losses that may arise out of their unintentional wrongful acts.

### Directorship(s) / Committee Membership(s) / Chairmanship(s) and number of other Board and Committees :

S No.	Name of the Director	Details of Directorship(s) in other Companies / Name of other listed company(ies) and category of Directorship	Details of positions held in committees of other Companies #
1	Mr. Rajiv Dewan	Listed: 1 Mrs. Bectors Food Specialities Ltd – Independent Director Unlisted: Nil	Member: Nil Chairperson: 2
2	Ms. Usha Sangwan	Listed: 2 SBI Life Insurance Company Ltd- Independent Director Torrent Power Ltd- Independent Director Unlisted: 4	Member: 3 Chairperson: Nil
3	Mr. Anthony De Sa	Listed: Nil Unlisted: Nil	Member: Nil Chairperson: Nil
4	Mr. Raj Kamal	Listed: 1 Life Insurance Corporation of India Unlisted: Nil	Member: Nil Chairperson: Nil
5	Prof. Rajeev Ahuja	Listed: Nil Unlisted: Nil	Member: Nil Chairperson: Nil
6	Mr. Deepak Nanda	Listed: Nil Unlisted: 1	Member: Nil Chairperson: Nil

#Includes only Audit Committee and Stakeholders' Relationship Committee.

The number of Directorship(s), Committee Membership(s)/ Chairmanship(s) of all Directors is within respective limits prescribed under the Act and Listing Regulations as amended from time to time.

A brief profile of the Directors is given in the annual report, which forms part of the Corporate Governance report.

### Evaluation of Directors

The performance evaluation of the Board, Committees of the Board and Individual Directors including Independent Directors is done by the Nomination & Remuneration Committee and Board of Directors, excluding the director being evaluated, as per criteria detailed in Nomination & Remuneration Policy of the Company.

The Salient features of Nomination & Remuneration Policy of the Company are provided in Annexure - III to the Directors' Report and complete policy is duly available on the website of the Company at following link : <https://www.tridentindia.com>

### Management Discussion and Analysis

The Management Discussion and Analysis report is given in the annual report, which forms part of this Corporate Governance report.

### Shareholders

#### Disclosures regarding appointment / re-appointment of Directors

In terms of Articles of Association of the Company, Trident Group Limited, the specified investor has the right to appoint upto 2 directors on Board of Trident Limited. Trident Group Limited has nominated Mr. Deepak Nanda as specified investor's Director pursuant to the Articles of Association of the Company.

Pursuant to the Act and Articles of Association of the Company, all the directors on the Board of the Company (other than Independent Directors) shall retire from office at the completion of the Annual

General Meeting. Accordingly, Mr. Deepak Nanda (DIN: 00403335) shall retire at the forthcoming Annual General Meeting and they also has offered himself for re-appointment. The Nomination & Remuneration Committee and Board of Directors have recommended re-appointment of Mr. Deepak Nanda.

#### Means of communication

The quarterly, half yearly and annual financial results and quarterly shareholding pattern are posted on Company's official website [www.tridentindia.com](http://www.tridentindia.com). As per the requirements of the provisions of Listing Regulations, the Company also provides information to the stock exchanges and updates its website on regular basis to include new developments in the Company. All material information including press releases, corporate presentations and Investors presentations etc. about the Company are promptly sent to the stock exchanges where the Equity Shares of the Company are listed for the information of investors and analysts. Simultaneously, the same is also uploaded on the Company's official website [www.tridentindia.com](http://www.tridentindia.com).

The annual report including the notice of Annual General Meeting, Management's Discussion and Analysis Report, Corporate Governance Report, Financial Statements along with the notes thereon, Directors' Report and Auditors' Report are sent to the shareholders electronically within the stipulated time and are also uploaded on Company's official website at the following link : [www.tridentindia.com/financial-reports](http://www.tridentindia.com/financial-reports)

The Company generally publishes its financial results in Business Standard and Punjabi Jagran. During the year under review, the Company published its financial results in the following newspapers:

Financial Results	Newspapers	Date of publication
Unaudited financial results for the quarter ended June 30, 2022	Business Standard Punjabi Jagran	August 10, 2022
Unaudited financial results for the quarter and half year ended September 30, 2022	Business Standard Punjabi Jagran	November 13, 2022
Unaudited financial results for the quarter and nine months period ended December 31, 2022	Business Standard Punjabi Jagran	January 31, 2023
Audited financial results for the quarter and year ended March 31, 2023	Business Standard Punjabi Jagran	May 26, 2023 (Tentative)

\*Tentative

Displays official news releases - The official news releases and presentations made to institutional investors has been uploaded on the official website at the following link : [www.tridentindia.com](http://www.tridentindia.com).

#### Compliance Officer

The Board has appointed Mr. Hari Krishan, Company Secretary as Compliance Officer of the Company.

The compliance officer can be contacted for any investor related matters relating to the Company at the dedicated email id i.e. [investor@tridentindia.com](mailto:investor@tridentindia.com)

#### Annual General Meetings of the Company

Details of last three Annual General Meetings of the Company is given hereunder:

AGM	Details
32nd	<p><b>Day, Date and Time :</b> Saturday, July 23, 2022 at 11:00 A.M</p> <p><b>Venue:</b> Through Video Conferencing (VC) / Other Audio Visual Means (OAVM)</p> <p><b>Special Resolutions passed :</b></p> <ol style="list-style-type: none"> <li>To approve Commission to Independent Directors of the Company</li> <li>To approve annual remuneration payable to a single non-executive director in excess of the limit of 50% of the total annual remuneration payable to all non-executive directors</li> <li>To ratify the remuneration of Cost Auditors of the Company</li> <li>To approve raising of funds by way of Non-Convertible Debentures ('NCDs')</li> <li>To approve alteration in Articles of Association of the Company</li> </ol>

AGM	Details
31st	<p><b>Day, Date and Time :</b> Friday, August 27, 2021 at 11:00 AM</p> <p><b>Venue:</b> Through Video Conferencing (VC) / Other Audio Visual Means (OAVM)</p> <p><b>Special Resolutions passed :</b></p> <ol style="list-style-type: none"> <li>To approve appointment and remuneration of Mr Deepak Nanda (DIN: 00403335) as a Managing Director</li> <li>To approve annual remuneration payable to a single non-executive director in excess of the limit of 50% of the total annual remuneration payable to all non-executive directors</li> <li>To approve raising of finance             <ol style="list-style-type: none"> <li>To approve raising of funds by way of Non-Convertible Debentures ('NCDs')</li> </ol> </li> </ol>
30th	<p><b>Day, Date and Time :</b> Thursday, July 9, 2020 at 11:00 AM</p> <p><b>Venue:</b> Through Video Conferencing (VC) / Other Audio Visual Means (OAVM)</p> <p><b>Special Resolutions passed :</b></p> <ol style="list-style-type: none"> <li>To approve annual remuneration payable to a single non-executive director in excess of the limit of 50% of the total annual remuneration payable to all non-executive directors</li> <li>To approve appointment and remuneration of Mr Deepak Nanda (DIN: 00403335) as a Managing Director</li> <li>To approve raising of finance</li> <li>To approve raising of funds by way of Non-Convertible Debentures ('NCDs')</li> <li>To approve Trident Limited Employee Stock Option Scheme – 2020</li> <li>To approve extending the benefits to the employees of subsidiary company(ies) under Trident Limited Employee Stock Option Scheme – 2020</li> <li>To approve acquisition of equity shares by way of secondary acquisition under Trident Limited Employee Stock Option Scheme – 2020</li> <li>To approve of Trident Limited Employee Stock Purchase Scheme – 2020</li> <li>To approve extending the benefits to the employees of subsidiary company(ies) under Trident Limited Employee Stock Purchase Scheme – 2020</li> <li>To approve acquisition of equity shares by way of secondary acquisition under Trident Limited Employee Stock Purchase Scheme – 2020</li> <li>To approve provision of money by the Company for purchase of its own shares by the trust / trustees for the benefit of employees under Trident Limited Employee Stock Option Scheme – 2020 and Trident Limited Employee Stock Purchase Scheme – 2020</li> <li>To ratify the revised limit of Investments by Foreign Portfolio Investors</li> </ol>

#### Postal Ballot:

During the period under review, postal ballot has been conducted for seeking the approval of shareholders of the Company by way of Special Resolution, for the following matters:

Postal Ballot date	Details
April 19, 2022	<p><b>Details of Special Resolution</b></p> <ol style="list-style-type: none"> <li>Appointment of Mr Anthony De Sa (DIN: 05290160) as an Independent Director of the Company</li> <li>Ratification &amp; Adoption of amended Trident Limited Employee Stock Option Scheme, 2020</li> <li>To approve grant of benefits to employees of Group Company(ies) including Subsidiary(ies) and Associate Company(ies) of the Company under Trident Limited Employee Stock Option Scheme – 2020</li> <li>Ratification &amp; Adoption of amended Trident Limited Employee Stock Purchase Scheme, 2020</li> <li>To approve grant of benefits to employees of Group Company(ies) including Subsidiary(ies) and Associate Company(ies) of the Company under Trident Limited Employee Stock Purchase Scheme – 2020</li> </ol>
November 7, 2022	<p><b>Details of Special Resolution</b></p> <ol style="list-style-type: none"> <li>To approve appointment of Prof. Rajeev Ahuja (DIN: 09196228) as an Independent Director of the Company</li> <li>To approve appointment of Mr. Raj Kamal (DIN: 07653591) as an Independent Director of the Company</li> <li>To approve re-appointment of Mr. Dinesh Kumar Mittal (DIN: 00040000) for the second term as an Independent Director of the Company</li> <li>To approve appointment of Mr. Kapil Ghorse (DIN: 02049491) as a Non Executive/Non Independent Director of the Company</li> <li>To ratify and approve payment of consultancy fee to Mr. Kapil Ghorse (DIN: 02049491) as a Non Executive/Non Independent Director of the Company</li> <li>To approve appointment of Mr. Kavish Dhanda (DIN: 01086776) as Director of the Company</li> <li>To approve appointment and remuneration of Mr. Kavish Dhanda (DIN: 01086776) as Managing Director – Yarn Business of the Company</li> <li>To approve appointment of Mr. Swapan Nath (DIN: 00806810) as Director of the Company</li> <li>To approve appointment and remuneration of Mr. Swapan Nath (DIN: 00806810) as Managing Director – Bath Linen Business of the Company</li> </ol>

Postal Ballot date	Details
	10.To approve appointment of Mr. Kamal Gaba (DIN: 09696801) as Director of the Company
	11.To approve appointment and remuneration of Mr. Kamal Gaba (DIN: 09696801) as Managing Director – Bed Linen Business of the Company
	12.To approve appointment of Mr. Naveet Jindal (DIN: 07741144) as Director of the Company
	13.To approve appointment and remuneration of Mr. Naveet Jindal (DIN: 07741144) as Managing Director – Paper, Chemicals and Energy Business of the Company
	14.To approve appointment of Mr. Pardeep Kumar Markanday (DIN: 02252335) as Director of the Company
	15.To approve appointment and remuneration of Mr. Pardeep Kumar Markanday (DIN:02252335) as Managing Director – Growth and Projects function of the Company
	16.To ratify and approve existing employment of Ms. Shreya Markanday as related party transaction
	17.To approve agreement as per sub-clause (e) of Article 169 of the Articles of Association of the Company
January 14, 2023	<b>Details of Special Resolution</b> 1. To approve alteration in Articles of Association to restrict Unsecured Loans and Advances
January 28, 2023	<b>Details of Special Resolution</b> 1. To approve alteration in Articles of Association
March 9, 2023	<b>Details of Special Resolution</b> 1. To approve alteration in Articles of Association

As on the date of report, there is no special resolution proposed to be conducted through postal ballot.

**Procedure for postal Ballot-** The aforesaid Postal Ballots were conducted by the Company as per the provisions of Sections 108 and 110 and other applicable provisions of the Act, read with the Rules framed thereunder and General Circulars issued by the Ministry of Corporate Affairs from time to time.

**Person who conducted the postal ballot exercise-**The Board of Directors had appointed Ms. Jyotsna, Practicing Company Secretary [FCS 10334 | CP 21804], Proprietor of Jyotsna & Associates, Company Secretaries, as Scrutinizer for conducting the Postal Ballot, through the e-voting process, in a fair and transparent manner.

The Scrutinizer, after the completion of scrutiny, submitted her report to Mr. Hari Krishan, Company Secretary, who was duly authorised by the Chairperson to accept, acknowledge and countersign the Scrutinizer's Report as well as declare the voting results in accordance with the provisions of the Act, the Rules framed thereunder and the Secretarial Standard - 2 issued by the Institute of Company Secretaries of India. The consolidated results of the voting by Postal Ballot and e-voting were announced. The results were also displayed on the website of the Company at [www.tridentindia.com.in](http://www.tridentindia.com.in) and on the website of electronic service providers (ESP) and communicated to BSE Limited (BSE), National Stock Exchange of India Limited (NSE).

## Disclosures

### Related party transactions

There was no material related party transaction, pecuniary transaction or relationship between the Company and its Directors, promoters or the management that may have potential conflict with the interests of the Company at large. The details of related party transactions are detailed in the notes to the Financial Statements disclosed as per applicable Accounting Standards. Also in compliance with Regulation 23 of the Listing Regulations, the details of Related party are being

filed with Stock exchanges on Half yearly basis & have been duly disseminated on the website of stock exchanges i.e BSE & NSE.

All details relating to financial and commercial transactions, where directors may have a potential interest are considered, recommended and approved by the Audit Committee. Such transactions are thereafter approved by the Board of Directors and, if required, by the Shareholders of the Company. The interested directors are not present in the meeting at the time of discussion on such agenda items and do not participate in the discussion or decision on such matters.

Policy on Materiality of and dealing with Related Party Transactions has been duly adopted by the Company and the same is uploaded on the official website of the Company.

### Compliances made by the Company

The Company has continued to comply with the requirements as specified in Regulation 17 to 27 & Regulation 46(2)(b) to 46(2)(i) alongwith other applicable provisions of the Listing Regulations and other statutory authorities on all matters related to capital market and no penalties or strictures have been imposed on the Company by the stock exchanges, SEBI or any other authority on any matter related to capital market during the last three years.

The Company has complied with all mandatory requirements of Regulation 34 of the Listing Regulations. The Company has adopted the discretionary requirements of the Listing Regulations:

### Suspension from Trading

The securities of the Company have not been suspended from trading during the financial year ended March 31, 2023

## The Board

The non-executive chairman is entitled to maintain a chairman's office at the expense of the Company and is also allowed reimbursement of expenses incurred in performance of his duties.

## Shareholder Rights

Presently, half yearly financial performance is not being sent to each household of shareholders. However, Company on quarterly basis sends financial results to all shareholders who have registered their e-mail ids with depositories / RTA.

## Audit Qualification

The Company is in the regime of unmodified opinions on financial statements.

## Reporting of Internal Auditor

The Internal Auditors reports directly to the Audit Committee.

Further, the Board has accepted all recommendations of the committees during the year under review.

## Whistle Blower Policy

The Company has adopted Vigil Mechanism & Whistle Blower Policy in which any Employee, Director, Stakeholder who observes any unethical behavior, actual or suspected fraud, improper practices or wrongful conduct may report the same to the Audit Committee through email on the email ID: [whistleblower@tridentindia.com](mailto:whistleblower@tridentindia.com). No personnel is denied access to the Audit Committee and whistle blower policy protects such whistle blowers from adverse personnel action.

## Familiarization Program for Independent Directors

The details of familiarization program for Independent Directors are available on the official website of the Company at the following link: <https://www.tridentindia.com/code-policies>

## Material Subsidiary

The Company has duly adopted Policy for determining material subsidiary. The same is available on the official website of the Company at the following link: <https://www.tridentindia.com/code-policies>

Based on criteria mentioned in provisions of Listing Regulations and Policy for determining material subsidiary, the Company do not have any material subsidiary as on March 31, 2023.

Disclosures in relation to the Sexual Harassment of Women at Workplace (Prevention, Prohibition and Redressal) Act, 2013:

- number of complaints filed during the financial year  
: Nil
- number of complaints disposed of during the financial year  
: Nil

- number of complaints pending as on end of the financial year  
: Nil

## Loans to Directors

During the year, neither the Company nor its subsidiaries has granted any loan(s) to firms/ companies in which directors are interested.

## General Shareholders Information

The following information would be useful to our shareholders:

### Annual General Meeting

Date	August 12, 2023
Day	Saturday
Time	11:00 AM
Venue	Through Video Conferencing (VC) / Other Audio Visual Means (OAVM)

### Financial calendar

Next financial year April 1, 2023 to March 31, 2024

**Dividend Payment Date:** The Board has not proposed final dividend for the Financial Year 2022-23.

### The financial results will be adopted as per the following tentative schedule:

For the quarter ended June 30, 2023	July 2023 (4th week)
For the quarter and half year ended September 30, 2023	October 2023 (4th week)
For the quarter and nine months ended December 31, 2023	January 2024 (4th week)
For the Quarter and year ended March 31, 2024	May 2024 (3rd week)

## Listing fees

Listing fees for the year 2023-24 have been paid to the stock exchanges, where the equity shares of the Company are listed, within the stipulated time.

### Disclosure with respect to demat suspense account/ unclaimed suspense account

As per Regulation 34(3) read with Schedule V of the Listing Regulations, the details of the shares in the Suspense Account are as follows:

Particulars	No of Shareholders	No of Shares
Aggregate Number of Shareholders and the Outstanding Shares in the suspense account lying at the beginning of the year	1,145	5,320,940
number of shareholders who approached listed entity for transfer of shares from suspense account during the year	56	815,290
number of shareholders to whom shares were transferred from suspense account during the year	56	815,290
Aggregate number of shareholders and the outstanding shares in the suspense account lying at the end of the year that the voting rights on these shares shall remain frozen till the rightful owner of such shares claims the shares.	1,090	4,505,650

### Fee paid to Statutory auditors (including entities in the network firm/network entity of the statutory auditors)

The Company has paid total fees of Rs. 20.1 million (Previous year Rs. 16.4 million) for the financial year 2022-23, for all services (including statutory audit, limited reviews, tax audit fee, certifications/others and reimbursement of expenses), on a consolidated basis for the Company and its subsidiaries, to the joint statutory auditors of the Company.

### Details of credit ratings obtained by the Company

Rating Agency	Instrument/Facility rated	Rating/Outlook
India Ratings and Research ('Ind-Ra')	Non-Convertible Debentures ('NCDs')	IND AA/Positive
CARE Ratings Limited ('CARE')	Long term Bank Facilities	CARE AA/ Positive
	Short term Bank Facilities	CARE A1+
CRISIL Limited	Commercial Papers ('CPs')	CRISIL A1+
	Long term Bank Facilities	CRISIL AA/Stable
	Short term Bank Facilities	CRISIL A1+

### Plant locations

The Company's manufacturing facilities are located at the following locations:

Textiles Division		Paper and Chemicals Division	
Trident Group, Sanghera, Barnala - 148 101, Punjab	Trident Complex, Mansa Road, Dhaula, Barnala - 148 107 Punjab	Trident Complex, Hoshangabad Road, Budhni, Sehore-466 445 Madhya Pradesh	Trident Complex, Mansa Road, Dhaula, Barnala - 148 107 Punjab

### Address for correspondence

#### TRIDENT LIMITED

Investor Service Cell  
 Trident Group, Sanghera, Barnala - 148 101, India

### Registrar and Share Transfer Agent and Share Transfer System

KFin Technologies Limited is the Registrar and Share Transfer Agent of the Company for handling the share transfer work both in physical and electronic form. All correspondences relating to dividend, share transfer, transmission, dematerialisation and rematerialisation can be made at the following address:

### KFin Technologies Limited

#### Unit: Trident Limited

Selenium Building, Tower-B, Plot No 31 & 32, Financial District, Nanakramguda, Serilingampally, Hyderabad, Rangareddi, Telangana - 500 032  
 Email: einward.ris@kfinfintech.com | Telephones: 1-800-309-4001

All activities in relation to share transfer facility as per Regulation 7[2] of Securities and Exchange Board of India (Listing Obligations and Disclosure Requirements) Regulations, 2015, are being maintained by Registrar and share transfer agent KFin Technologies Limited. As per proviso to Regulation 40(1) of Securities and Exchange Board of India (Listing Obligations and Disclosure Requirements) Regulations, 2015, securities cannot be transferred unless they are held in dematerialized form with a depository. Further SEBI vide its Circular SEBI/HO/MIRSD/MIRSD\_RTAMB/P/CIR/2022/8 dated January 25, 2022 mandated that transmission, transposition, duplicates, renewal, exchange, sub-division, splitting, consolidation shall be effected only in dematerialize form. All the valid service requests are processed within the prescribed timelines.

### Commodity Price Risk or Foreign Exchange Risk and Hedging Activities

#### Risk management policy of the listed entity with respect to commodities including through hedging :

The Company prudently hedges the Foreign Exchange Risk as per Risk Management Policy of the Company.

Exposure of the listed entity to commodity and commodity risks faced by the entity throughout the year: There is no exposure in commodity derivatives

- Total exposure of the listed entity to commodities in INR :  
Nil
- Exposure of the listed entity to various commodities :  
Nil
- Commodity risks faced by the listed entity during the year and how they have been managed :  
Nil

During the period under review, funds have not been raised by the Company through preferential allotment or qualified institutional placement as specified under Regulation 32 (7A).

### Listing on Stock Exchanges and Stock code

The equity shares of the Company are compulsory traded and settled in the dematerialised form under ISIN: INE 064C01022. As on March 31, 2023, the equity shares of the Company were listed on the following exchanges with the following stock codes :

Name of Stock Exchanges	Stock code	Reuters code	Bloomberg
BSE Limited ('BSE')	521064	TRIE.BO	TRID:IN
National Stock Exchange of India Limited ('NSE')	TRIDENT	TRIE.NS	TRID:IN

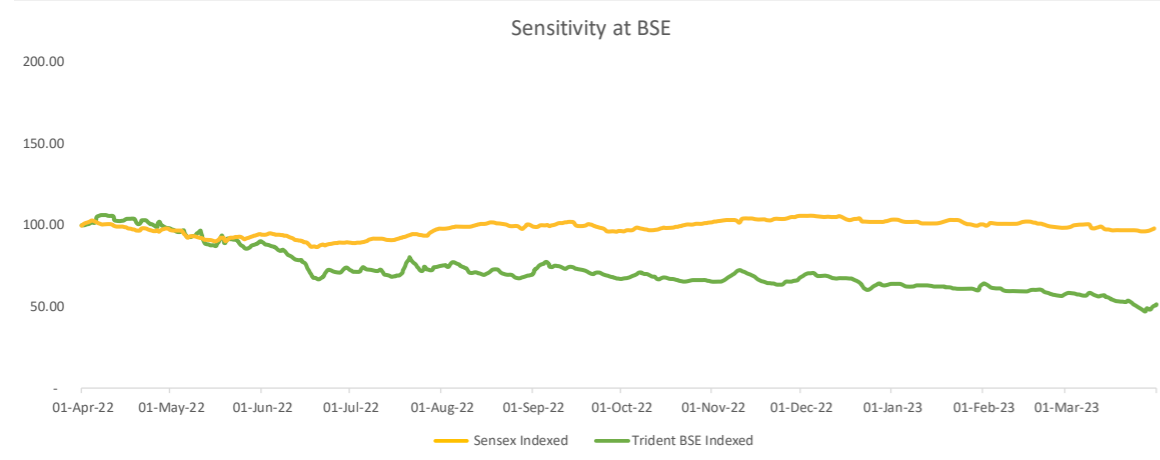
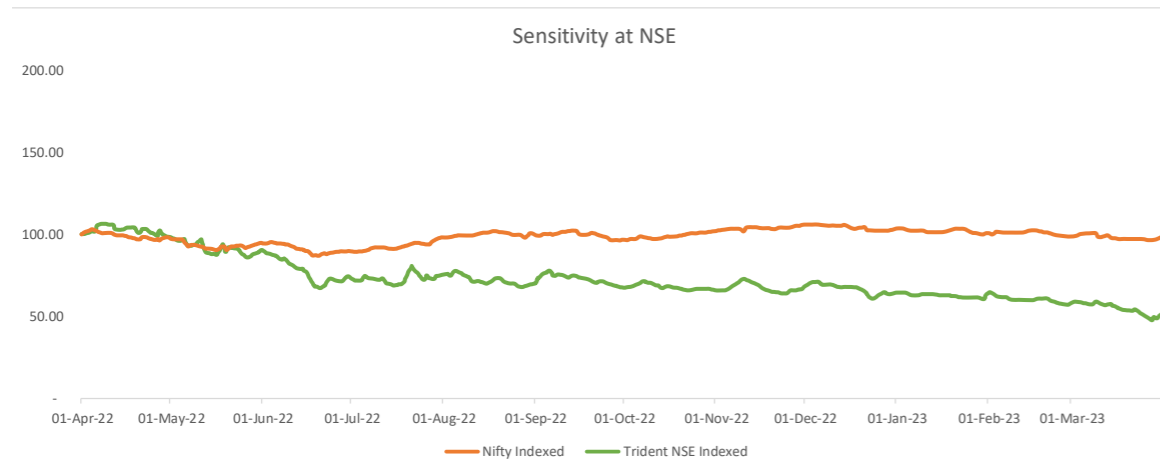
### Market Price Data and Liquidity

Monthly high and low prices of equity shares and Liquidity of Trident Limited at the BSE Limited (BSE) and at the National Stock Exchange of India Limited (NSE) during the year under review:

Month	BSE			NSE				
	High	Low	Traded Volume	High	Low	Traded Volume		
2022	April	58.00	51.70	14620153	57.40	56.05	77407911	
	May	52.35	43.40	23242600	52.40	51.15	106696868	
	June	48.80	33.05	35345839	48.40	46.75	143144018	
	July	43.75	35.50	29126542	43.75	40.70	113694992	
	August	42.00	34.95	49249023	41.85	40.05	209163447	
	September	41.85	35.55	55906969	41.90	40.00	244361471	
	October	38.65	34.25	28493873	38.70	37.25	82385199	
	November	39.20	30.70	41885901	39.25	37.65	162324485	
	December	38.70	30.45	41091354	38.70	37.40	191579782	
	2023	January	34.65	31.30	21472155	34.65	34.30	80302682
		February	35.00	29.35	23671877	35.00	32.50	77233378
		March	31.82	25.10	52227929	31.85	30.90	183249415



## Sensitivity at BSE/ NSE



## Distribution of shareholding as on March 31, 2023

Category	Folio	%	Shares	%
1 - 5000	1947036	98.607318	592321908	11.623372
5001 - 10000	16351	0.828094	121986150	2.393784
10001 - 20000	6845	0.346664	98300916	1.928999
20001 - 30000	1804	0.091363	44970415	0.882473
30001 - 40000	722	0.036566	25534463	0.501073
40001 - 50000	562	0.028462	26298653	0.516069
50001 - 100000	759	0.038439	54498992	1.069456
100001 & above	456	0.023094	4132044173	81.084775
<b>Total</b>	<b>1974535</b>	<b>100</b>	<b>5095955670</b>	<b>100</b>

As on March 31, 2023, the Company neither issued any convertible instrument or any American Depository Receipt / Global Depository Receipt.

## Category wise shareholding and Dematerialisation of shares as on March 31, 2023

Category	Shareholding		
	No. of shares	%age	
Promoter & Promoter Group	<b>A</b>	<b>3729513805</b>	<b>73.19</b>
- Institutions (Domestic)		2076418	0.04
- Institutions (Foreign)		123639559	2.43
- Non-Institutions		1176798748	23.09
Public	<b>B</b>	<b>1302514725</b>	<b>25.56</b>
Non Promoter-Non Public	<b>C</b>	<b>63927140</b>	<b>1.25</b>
<b>Total</b>	<b>A+B+C</b>	<b>5095955670</b>	<b>100</b>

## Dematerialization of shares as on March 31, 2023

Category	No. of shares dematerialised	% of equity share capital
National Securities Depository Limited	4508540180	88.47
Central Depository Services (India) Limited	567061100	11.13
<b>Total dematerialized shares</b>	<b>5075601280</b>	<b>99.6</b>

As on March 31, 2023, the details of unlisted Non-convertible Debentures of the Company are as below:

Issue Date	Maturity date	Amount
March 29, 2023	March 29, 2026	INR 250 Million

## Details of Debenture Trustee of the Company:

Catalyst Trusteeship Limited  
 810, 8th Floor, Kailash Building, 26, Kasturba Gandhi Marg, New Delhi -110001

## Weblinks for the matters referred in this Report are as under:

Policies and code	Weblink
Familiarisation Programme for Independent Directors	<a href="http://www.tridentindia.com/statutory-disclosure">www.tridentindia.com/statutory-disclosure</a>
Nomination And Remuneration Policy	<a href="http://www.tridentindia.com/statutory-disclosure">www.tridentindia.com/statutory-disclosure</a>
Policy For Determining Material Subsidiary	<a href="http://www.tridentindia.com/statutory-disclosure">www.tridentindia.com/statutory-disclosure</a>
Policy on Materiality of And Dealing With Related Party Transactions	<a href="http://www.tridentindia.com/statutory-disclosure">www.tridentindia.com/statutory-disclosure</a>
Materiality of Events Policy	<a href="http://www.tridentindia.com/statutory-disclosure">www.tridentindia.com/statutory-disclosure</a>
Website Content Archival Policy	<a href="http://www.tridentindia.com/statutory-disclosure">www.tridentindia.com/statutory-disclosure</a>
Vigil Mechanism & Whistle Blower Policy	<a href="http://www.tridentindia.com/statutory-disclosure">www.tridentindia.com/statutory-disclosure</a>
Composition of Board of Director and Profile of Directors	<a href="http://www.tridentindia.com/statutory-disclosure">www.tridentindia.com/statutory-disclosure</a>
Code of Conduct	<a href="http://www.tridentindia.com/statutory-disclosure">www.tridentindia.com/statutory-disclosure</a>
IEPF	<a href="https://www.iepf.gov.in/IEPF/refund.html">https://www.iepf.gov.in/IEPF/refund.html</a>
Annual Return	<a href="http://www.tridentindia.com/statutory-disclosure">www.tridentindia.com/statutory-disclosure</a>
Disclosure under SEBI (Share Based Employee Benefits and Sweat Equity) Regulations, 2021	<a href="http://www.tridentindia.com/statutory-disclosure">www.tridentindia.com/statutory-disclosure</a>

## Annexure to Corporate Governance Report

1. Certificate of company secretary in practice on compliance of conditions of Corporate Governance is duly enclosed with this report as **Annexure-A**.
2. Certificate from company secretary in practice that none of the directors on the board of the company have been debarred or disqualified from being appointed or continuing as directors is duly enclosed with this report as **Annexure-B**.
3. Managing Director certification on Compliance with Code of Conduct by Board of Directors and senior management personnel is duly enclosed with this report as **Annexure-C**.
4. CEO / CFO Certificate Under Regulation 17(8) of the Securities and Exchange Board of India (Listing Obligations and Disclosure Requirements) Regulations, 2015, as **Annexure-D**.

## Annexure-A

**CERTIFICATE ON CORPORATE GOVERNANCE**

To,  
The Members,  
**Trident Limited**

We have examined the compliance of Corporate Governance by Trident Limited ("the Company") for the financial year ending on March 31, 2023, as stipulated in Regulations 17 to 27 and clauses (b) to (i) and (t) of sub-regulation (2) of regulation 46 of the Securities and Exchange Board of India (Listing Obligations and Disclosure Requirements) Regulations, 2015 ("Listing Regulations") basis examination of documents provided in Annexure I.

The compliance of conditions of Corporate Governance is the responsibility of the Management of the Company. Our examination was limited to review of the procedures and implementation thereof, adopted by the Company for ensuring the compliance of the conditions of the Corporate Governance. It is neither an audit nor an expression of opinion on the financial statements of the Company.

In our opinion and to the best of our information and according to the explanations given to us, we certify that the Company has complied with the conditions of Corporate Governance as stipulated in the above-mentioned Listing Regulations.

We further state that such compliance is neither an assurance as to the future viability of the Company nor the efficiency or effectiveness with which the management has conducted its affairs.

For **M/s Vinod Kothari & Company**  
Practicing Company Secretaries  
Unique Code: P1996WB042300

**Nitu Poddar**  
Partner  
Membership No.: 37398  
CP No.: 15113  
UDIN: A037398E000362239  
Peer Review Certificate No.: 781/2020

Place: New Delhi  
Date: May 23, 2023

**ANNEXURE I****LIST OF DOCUMENTS**

1. Minutes for the meetings of the following held during the Audit Period:
  - a. Board of Directors;
  - b. Audit Committee;
  - c. Nomination and Remuneration Committee;
  - d. Stakeholders Relationship Committee;
  - e. Risk Management Committee;
  - f. Annual General Meeting and Postal Ballot.
- 1.2 Annual Report 2020-21;
- 1.3 Memorandum and Articles of Association;
- 1.4 Disclosures under Act, 2013 and Listing Regulations;
- 1.5 Policies framed under Act, 2013 and Listing Regulations;
- 1.6 Documents pertaining to Listing Regulations compliance;
- 1.7 Forms and returns filed with the ROC;
- 1.8 Checklists duly filled for specific laws;
- 1.9 Registers maintained under Act, 2013;
- 1.10 Disclosures under SEBI (Prohibition of Insider Trading) Regulations, 2015
- 1.11 Disclosures under SEBI (Substantial Acquisition & Shares Takeover) Regulations, 2011.

## Annexure-B

**CERTIFICATE OF NON-DISQUALIFICATION OF DIRECTORS**

(Pursuant to Para C (10)(i) Schedule V of the SEBI  
(Listing Obligations and Disclosure Requirements) Regulations, 2015)

To,  
The Members,  
**Trident Limited**

We have examined the relevant registers, records, forms, returns and disclosures received from the directors of Trident Limited having CIN L99999PB1990PLC010307 and having registered office at, Trident Group, Sanghera, Barnala, Punjab-148101 (hereinafter referred to as the "Company"), produced before us by the Company for the purpose of issuing this Certificate, in accordance with Para C of Schedule V to the Securities and Exchange Board of India (Listing Obligations and Disclosure Requirements) Regulations, 2015.

In our opinion and to the best of our information and according to the verifications (including Directors Identification Number (DIN) status at the portal www.mca.gov.in) as considered necessary and explanations furnished to us by the Company and its officers, we hereby certify that none of the directors on the Board of the Company, as stated below, for the financial year ending on 31st March, 2023, have been debarred or disqualified from being appointed or continuing as directors of companies by the Securities and Exchange Board of India, Ministry of Corporate Affairs.

Sl. No.	Name of the director	Director Identification Number	Category of Directorship as on March 31, 2023	Date of appointment in Company
1.	Mr. Rajiv Dewan	00007988	Independent Director	14/05/2005
2.	Ms. Usha Sangwan	02609263	Independent Director	15/05/2021
3.	Mr. Anthony Desa	05290160	Independent Director	18/01/2022
4.	Mr. Raj Kamal	07653591	Independent Director	09/08/2022
5.	Prof. Rajeev Ahuja	09196228	Independent Director	09/08/2022
6.	Mr. Deepak Nanda	00403335	Managing Director	12/11/2011

Ensuring the eligibility for the appointment / continuity of every Director on the Board is the responsibility of the management of the Company. Our responsibility is to express an opinion on these based on our verification. This certificate is neither an assurance as to the future viability of the Company nor of the efficiency or effectiveness with which the management has conducted the affairs of the Company.

For **M/s Vinod Kothari & Company**  
Practicing Company Secretaries  
Unique Code: P1996WB042300

**Nitu Poddar**  
Partner  
Membership No.: 37398  
CP No.: 15113  
UDIN: A037398E000362448  
Peer Review Certificate No.: 781/2020

Place: Delhi  
Date: May 24, 2023

## Annexure-C

**Compliance with Code of Conduct**

The Company has adopted "Combined Code of Corporate Governance & Conduct". This code deals with the 'Governance Practices' which the Company is expected to follow and 'Code of Conduct' for Board members and Senior Management of the Company.

It is hereby affirmed that during the year 2022-23, all the Directors and Senior Managerial personnel have complied with the Code of Conduct and have given a confirmation in this regard.

**(Deepak Nanda)**  
 Managing Director  
 DIN: 00403335

Date: May 24, 2023

## Annexure-D

To  
 The Board of Directors  
 Trident Limited  
 Sanghera, Barnala-148101

**Sub: Certification Pursuant to Regulation 17(8) of Securities and Exchange Board of India (Listing Obligations and Disclosure Requirements) Regulations, 2015 for Standalone & Consolidated Financial Results for the Quarter & Year ended March 31, 2023**

Dear Sir/ Madam,

This is to certify that the Standalone & Consolidated Financial Results of the Company for the Quarter & Year ended March 31, 2023 have been prepared in accordance with applicable laws, rules, regulations and accounting standards. It is further certified that:

- A. We have reviewed Financial Statements and the Cash Flow Statement of Trident Limited for the financial year ended March 31, 2023 and that to the best of our knowledge and belief:
- (1) These statements do not contain any materially untrue statement or omit any material fact or contain statements that might be misleading.
  - (2) These statements together present a true and fair view of the Company's affairs and are in compliance with existing accounting standards, applicable laws and regulations.
- B. There are, to the best of our knowledge and belief, no transactions entered into by the Company during the financial year which are fraudulent, illegal or violative of the Company's code of conduct.
- C. We accept responsibility for establishing and maintaining internal controls for financial reporting and we have evaluated the effectiveness of Company's internal control systems pertaining to financial reporting and we have disclosed to the Auditors and the Audit Committee, deficiencies in the design or operation of such internal controls, if any, of which they are aware and the steps we have taken or propose to take to rectify these deficiencies.
- D. We have indicated to the auditors and the Audit Committee:
- (1) Significant changes in internal control over financial reporting during the financial year;
  - (2) Significant changes in accounting policies during the financial year and that the same have been disclosed in the notes to the financial statements; and
  - (3) Instances of significant fraud of which they have become aware and the involvement therein, if any, of the management or an employee having a significant role in the Company's internal control system over financial reporting.

Date: May 24, 2023

**Avneesh Barua**  
 Chief Financial Officer

**Deepak Nanda**  
 Managing Director  
 DIN- 00403335

# Independent Auditor's Report

To The Members of **Trident Limited**

## Report on the Audit of the Standalone Ind AS Financial Statements

### Opinion

We have audited the accompanying standalone Ind AS financial statements of Trident Limited ("the Company"), which comprise the Balance Sheet as at March 31, 2023, the Statement of Profit and Loss (including Other Comprehensive Income), the Cash Flow Statement and the Statement of Changes in Equity for the year then ended, and notes to the standalone Ind AS financial statements, including a summary of significant accounting policies and other explanatory information in which are included the financial statements/financial information of Trident Limited Employee Welfare Trust which have been audited by the other auditor for the year ended on that date.

In our opinion and to the best of our information and according to the explanations given to us and based on the consideration of report of the other auditor on separate financial statements and on the other financial information of the Trident Limited Employee Welfare Trust, the aforesaid standalone Ind AS financial statements give the information required by the Companies Act, 2013, as amended ("the Act") in the manner so required and give a true and fair view in conformity with the Indian Accounting Standards prescribed under section 133 of the Act read with the Companies (Indian Accounting Standards) Rules, 2015, as amended, ("Ind AS") and other accounting principles generally accepted in India, of the state of affairs of the Company as at March 31, 2023, and its profit including the other comprehensive income, its cash flows and the changes in equity for the year ended on that date.

### Key Audit Matter

#### Valuation of raw materials inventories (Refer note 2.1(J), 2.2 and 8 to the standalone Ind AS financial statements)

The Company's raw materials inventories primarily comprises cotton and fibers, yarn, dyes and chemicals and agro based products. which amounts to Rs. 5,631.5 million as at March 31, 2023. Raw materials inventories are valued at cost and net realisable value, whichever is lower. Raw materials inventories held for use in the production of inventories are not written down below cost if the finished products in which they will be incorporated are expected to be sold at or above cost. However, when a decline in the price of raw materials indicates that the cost of the finished products exceeds net realisable value, the raw materials are written down to net realisable value. Net realisable value represents the estimated selling price for inventories less all estimated costs of completion and cost necessary to make the sale.

### Basis for Opinion

We conducted our audit of the standalone Ind AS financial statements in accordance with the Standards on Auditing (SAs) specified under section 143(10) of the Act. Our responsibilities under those Standards are further described in the Auditor's Responsibilities for the Audit of the Standalone Ind AS Financial Statements section of our report. We are independent of the Company in accordance with the 'Code of Ethics' issued by the Institute of Chartered Accountants of India (ICAI) together with the ethical requirements that are relevant to our audit of the standalone financial statements under the provisions of the Act and the Rules made thereunder, and we have fulfilled our other ethical responsibilities in accordance with these requirements and the ICAI's Code of Ethics. We believe that the audit evidence obtained by us and the audit evidence obtained by the other auditor in terms of their report referred to in the other Matter section below is sufficient and appropriate to provide a basis for our audit opinion on the standalone Ind AS financial statements.

### Key Audit Matters

Key audit matters are those matters that, in our professional judgment, were of most significance in our audit of the standalone Ind AS financial statements for the financial year ended March 31, 2023. These matters were addressed in the context of our audit of the standalone Ind AS financial statements as a whole, and in forming our opinion thereon, and we do not provide a separate opinion on these matters. We have determined the matters described below to be the key audit matters to be communicated in our report.

### How our audit addressed the key audit matter

#### Principal audit procedures performed

- Obtained understanding and evaluated the design and implementation of controls that the Company has established for determining the valuation of raw materials inventories and tested the operating effectiveness of such controls;
- Read and assessed the Company's accounting policy with regard to valuation of raw materials inventories and its compliance with applicable accounting standards

### Key Audit Matter

The Company is carrying certain raw materials inventories whose present market value is lower than the purchase cost and the net realisable value of the finished goods in which they will be incorporated are expected to be sold below purchase cost.

As a result, the management has applied judgement in determining the appropriate valuation of raw materials inventories, based on the consumption analysis of raw materials inventories, current market trend and future expectation of consumption for these raw materials inventories.

### How our audit addressed the key audit matter

- For selected samples:
  - tested the accuracy of the purchase cost of raw materials inventories by examining supporting documents such as vendor contract, purchase invoices and shipping documents.
  - in connection with valuation of raw materials inventories at net realisable value, we understood, tested and evaluated the reasonableness of judgements i.e. current market price, utilisation/consumption pattern, expected sales applied by the management in determining the net realisable value.
  - verified that raw materials inventories are valued as per Company's policy i.e. at cost and net realisable value, whichever is lower.
- Tested appropriateness of the disclosures in the financial statements in respect of write-down of raw materials inventories to net realisable value.

### Other Information

The Company's Board of Directors is responsible for the other information. The other information comprises the information included in the Company's Annual report, but does not include the consolidated Ind AS financial statements, standalone Ind AS financial statements and our auditor's report thereon.

Our opinion on the standalone Ind AS financial statements does not cover the other information and we do not express any form of assurance conclusion thereon.

In connection with our audit of the standalone Ind AS financial statements, our responsibility is to read the other information and, in doing so, consider whether such other information is materially inconsistent with the standalone Ind AS financial statements or our knowledge obtained during the course of our audit or otherwise appears to be materially misstated. If, based on the work we have performed, we conclude that there is a material misstatement of this other information, we are required to report that fact. We have nothing to report in this regard.

### Responsibilities of Management and Those Charged with Governance for the Standalone Ind AS Financial Statements

The Company's Board of Directors is responsible for the matters stated in section 134(5) of the Act with respect to the preparation of these standalone Ind AS financial statements that give a true and fair view of the financial position, financial performance including other comprehensive income, cash flows and changes in equity of the Company in accordance with the Ind AS and other accounting principles generally accepted in India. This responsibility also includes maintenance of adequate accounting records in accordance with the provisions of the Act for safeguarding of the assets of the Company and for preventing and detecting frauds and other irregularities; selection and application of appropriate accounting policies; making judgments and estimates that are reasonable and prudent; and the design, implementation and maintenance of adequate

internal financial controls, that were operating effectively for ensuring the accuracy and completeness of the accounting records, relevant to the preparation and presentation of the standalone Ind AS financial statements that give a true and fair view and are free from material misstatement, whether due to fraud or error. In preparing the standalone Ind AS financial statements, management is responsible for assessing the Company's ability to continue as a going concern, disclosing, as applicable, matters related to going concern and using the going concern basis of accounting unless the Board of Directors either intends to liquidate the Company or to cease operations, or has no realistic alternative but to do so.

The Company's Board of Directors are also responsible for overseeing the Company's financial reporting process.

### Auditor's Responsibilities for the Audit of the Standalone Ind AS Financial Statements

Our objectives are to obtain reasonable assurance about whether the standalone Ind AS financial statements as a whole are free from material misstatement, whether due to fraud or error, and to issue an auditor's report that includes our opinion. Reasonable assurance is a high level of assurance, but is not a guarantee that an audit conducted in accordance with SAs will always detect a material misstatement when it exists. Misstatements can arise from fraud or error and are considered material if, individually or in the aggregate, they could reasonably be expected to influence the economic decisions of users taken on the basis of these standalone Ind AS financial statements.

As part of an audit in accordance with SAs, we exercise professional judgment and maintain professional skepticism throughout the audit. We also:

- Identify and assess the risks of material misstatement of the standalone Ind AS financial statements, whether due to fraud or error, design and perform audit procedures responsive to those risks, and obtain audit evidence that is sufficient and appropriate to provide a basis for our opinion.

The risk of not detecting a material misstatement resulting from fraud is higher than for one resulting from error, as fraud may involve collusion, forgery, intentional omissions, misrepresentations, or the override of internal control.

- Obtain an understanding of internal financial control relevant to the audit in order to design audit procedures that are appropriate in the circumstances. Under section 143(3)(i) of the Act, we are also responsible for expressing our opinion on whether the Company has adequate internal financial controls with reference to standalone financial statements in place and the operating effectiveness of such controls.
- Evaluate the appropriateness of accounting policies used and the reasonableness of accounting estimates and related disclosures made by the management.
- Conclude on the appropriateness of management's use of the going concern basis of accounting and, based on the audit evidence obtained, whether a material uncertainty exists related to events or conditions that may cast significant doubt on the Company's ability to continue as a going concern. If we conclude that a material uncertainty exists, we are required to draw attention in our auditor's report to the related disclosures in the standalone financial statements or, if such disclosures are inadequate, to modify our opinion. Our conclusions are based on the audit evidence obtained up to the date of our auditor's report. However, future events or conditions may cause the Company to cease to continue as a going concern.
- Evaluate the overall presentation, structure and content of the standalone Ind AS financial statements, including the disclosures, and whether the standalone Ind AS financial statements represent the underlying transactions and events in a manner that achieves fair presentation.
- Obtain sufficient appropriate audit evidence regarding the financial information of the Company of which we are the independent auditors to express an opinion on the standalone Ind AS financial statements. We are responsible for the direction, supervision and performance of the audit of the financial statements of such entities or business activities included in the standalone Ind AS financial statements of which we are the independent auditors. For Trident Limited Employee Welfare Trust included in the standalone Ind AS financial statements, which have been audited by other auditor, such other auditor remains responsible for the direction, supervision and performance of the audit carried out by them. We remain solely responsible for our audit opinion.

We communicate with those charged with governance regarding, among other matters, the planned scope and timing of the audit and significant audit findings, including any significant deficiencies in internal control that we identify during our audit.

We also provide those charged with governance with a statement that we have complied with relevant ethical requirements regarding independence, and to communicate with them all relationships

and other matters that may reasonably be thought to bear on our independence, and where applicable, related safeguards.

From the matters communicated with those charged with governance, we determine those matters that were of most significance in the audit of the standalone Ind AS financial statements for the financial year ended March 31, 2023 and are therefore the key audit matters. We describe these matters in our auditor's report unless law or regulation precludes public disclosure about the matter or when, in extremely rare circumstances, we determine that a matter should not be communicated in our report because the adverse consequences of doing so would reasonably be expected to outweigh the public interest benefits of such communication.

### Other Matter

We did not audit the financial statements/ and other financial information of Trident Limited Employee Welfare Trust included in the accompanying standalone Ind AS financial statements of the Company whose financial statements and other financial information reflect total assets of Rs. 514.8 million as at March 31, 2023 and the total revenues of Rs. 436.5 million and net cash inflow of Rs. 33.7 million for the year ended on that date. The financial statements and other financial information of Trident Limited Employee Welfare Trust have been audited by the other auditor whose report has been furnished to us, and our opinion in so far as it relates to the amounts and disclosures included in respect of Trident Limited Employee Welfare Trust, is based solely on the report of such other auditor.

Our opinion on the standalone Ind AS financial statements and our report on Other Legal and Regulatory Requirements below is not modified in respect of this matter.

### Report on Other Legal and Regulatory Requirements

1. As required by the Companies (Auditor's Report) Order, 2020 ("the Order"), issued by the Central Government of India in terms of sub-section (11) of Section 143 of the Act, we give in the "Annexure 1" a statement on the matters specified in paragraphs 3 and 4 of the Order.
2. Section 143(3) of the Act is not applicable to Trident Limited Employee Welfare Trust. As required by Section 143(3) of the Act, based on our audit, we report, to the extent applicable that:
  - (a) We have sought and obtained all the information and explanations which to the best of our knowledge and belief were necessary for the purposes of our audit;
  - (b) In our opinion, proper books of account as required by law have been kept by the Company so far as it appears from our examination of those books of the Company;
  - (c) The Balance Sheet, the Statement of Profit and Loss including Other Comprehensive Income, the Cash Flow Statement and Statement of Changes in Equity dealt with by this Report are in agreement with the relevant books of account;

- (d) In our opinion, the aforesaid standalone Ind AS financial statements comply with the Ind AS specified under Section 133 of the Act.
- (e) On the basis of the written representations received from the directors as on March 31, 2023 taken on record by the Board of Directors, none of the directors is disqualified as on March, 31, 2023 from being appointed as a director in terms of Section 164 (2) of the Act;
- (f) With respect to the adequacy of the internal financial controls with reference to standalone Ind AS financial statements of the Company and the operating effectiveness of such controls, refer to our separate Report in "Annexure 2" to this report. The said Annexure expresses an unmodified opinion on the adequacy and operating effectiveness of the Company's internal financial controls with reference to standalone Ind AS financial statements;
- (g) In our opinion, to the best of our information and according to the explanations given to us, the managerial remuneration for the year ended March 31, 2023 has been paid / provided by the Company to its directors in accordance with the provisions of section 197 read with Schedule V to the Act;
- (h) With respect to the other matters to be included in the Auditor's Report in accordance with Rule 11 of the Companies (Audit and Auditors) Rules, 2014, as amended in our opinion and to the best of our information and according to the explanations given to us:
  - i. The Company has disclosed the impact of pending litigations on its financial position in its standalone Ind AS financial statements – Refer Note 32 to the standalone Ind AS financial statements;
  - ii. The Company did not have any long-term contracts including derivative contracts for which there were any material foreseeable losses – Refer Note 46 to the standalone Ind AS financial statements;
  - iii. There has been no delay in transferring amounts, required to be transferred, to the Investor Education and Protection Fund by the Company;
  - iv. a) The Management has represented that, to the best of knowledge and belief, as disclosed in the note 55(v) to the standalone Ind AS financial statements, no funds have been advanced or loaned or invested (either from

borrowed funds or share premium or any other sources or kind of funds) by the Company to or in any other person(s) or entity(ies), including foreign entities ("Intermediaries"), with the understanding, whether recorded in writing or otherwise, that the Intermediary shall, whether, directly or indirectly lend or invest in other persons or entities identified in any manner whatsoever by or on behalf of the Company ("Ultimate Beneficiaries") or provide any guarantee, security or the like on behalf of the Ultimate Beneficiaries;

- b) The Management has represented that, to the best of its knowledge and belief, as disclosed in the note 55(vi) to the standalone Ind AS financial statements, no funds have been received by the Company from any person(s) or entity(ies), including foreign entities ("Funding Parties"), with the understanding, whether recorded in writing or otherwise, that the Company shall, whether, directly or indirectly, lend or invest in other persons or entities identified in any manner whatsoever by or on behalf of the Funding Party ("Ultimate Beneficiaries") or provide any guarantee, security or the like on behalf of the Ultimate Beneficiaries; and
- c) Based on such audit procedures that were considered reasonable and appropriate in the circumstances, nothing has come to our notice that has caused us to believe that the representations under sub-clause (i) and (ii) of Rule 11(e), as provided under (a) and (b) above, contain any material misstatement.
- v. The interim dividend declared and paid by the Company during the year and until the date of this audit report is in accordance with section 123 of the Act.
- vi. Proviso to Rule 3(1) of the Companies (Accounts) Rules, 2014 for maintaining books of account using accounting software which has a feature of recording audit trail (edit log) facility is applicable to the Company w.e.f. April 1, 2023, and accordingly, reporting under Rule 11(g) of Companies (Audit and Auditors) Rules, 2014 is not applicable for the financial year ended March 31, 2023.

For **S.R. Battiboi & Co. LLP**  
 Chartered Accountants  
 ICAI Firm Registration Number: 301003E/E30005

**per Anil Gupta**  
 Partner  
 Membership No.: 87921  
 UDIN: 23087921BGXAUE7166

Place: Chandigarh  
 Date: May 24, 2023

For **Deloitte Haskins & Sells**  
 Chartered Accountants  
 (Firm's Registration No. 015125N)

**Alka Chadha**  
 Partner  
 (Membership No. 93474)  
 UDIN: 23093474BGYFHA4528

Place: Chandigarh  
 Date: May 24, 2023

## Annexure "1" to the Auditors' Report

(Referred to in paragraph 1 under the heading of 'Report on Other Legal and Regulatory Requirements' section of our report of even date)

In terms of the information and explanations sought by us and given by the Company and the books of account and records examined by us in the normal course of audit and to the best of our knowledge and belief, we state that:

- (i) (a) In respect of property, plant and equipment, right of use assets and intangible assets:
- A. The Company has maintained proper records showing full particulars, including quantitative details and situation of property, plant and equipment.
- B. The Company has maintained relevant details of right of use assets.
- C. The Company has maintained proper records showing full particulars of intangible assets.
- (b) The Company has a program of verification of property, plant and equipment, so to cover most of the items in a phased manner over a period of three years which,

in our opinion, is reasonable having regard to the size of the Company and the nature of its assets. Pursuant to the program, certain property, plant and equipment were due for verification during the year and were physically verified by the management during the year. According to the information and explanation given to us, no material discrepancies were noticed on such verification.

- (c) With respect to immovable properties (other than properties where the Company is the lessee and the lease agreements are duly executed in favour of the Company) disclosed in the standalone Ind AS financial statements included in property, plant and equipment, according to the information and explanations given to us and based on the examination of the registered sale deed/ transfer deed/conveyance deed provided to us, we report that, the title deeds of such immovable properties are held in the name of the Company as at the balance sheet date, except for the following:

Description of property	As at balance sheet date		Held in the name of	Whether title deed holder is a promoter, director or relative of promoter/ director or employee of promoter/director	Period held	Reason for not being held in the name of Company
	Gross carrying value	Carrying value in the Standalone financial statements				
Building	Rs. 74.4 million	Rs. 72.3 million	Al Fahim	No	July 1, 2021	Title deed is to be transferred in the name of Company on fulfillment of all the conditions mentioned in the apartment sale & purchase agreement.

- (d) The Company has not revalued any of its property, plant and equipment (including right of use assets) and intangible assets during the year ended March 31, 2023.
- (e) No proceedings have been initiated during the year or are pending against the Company as at March 31, 2023 for holding any benami property under the Benami Transactions (Prohibition) Act, 1988 (as amended) and rules made thereunder.
- (ii) (a) The inventories except for goods-in-transit, were physically verified during the year by the management at reasonable intervals. However, in respect of certain items, the inventories were verified by the management on a visual estimation which has been relied upon by us. In our opinion and based on information and explanations given to us, the coverage and procedure of such verification by the management is appropriate having regard to the size of the Company and the nature of its operations. No discrepancies of 10% or more in the aggregate for each class of inventories were noticed on such physical verification of inventories. In respect of goods in-transit, subsequent evidence of receipts/delivery acknowledgement/bill of lading has been verified with inventory/sales records.

- (b) According to the information and explanations given to us, the Company has been sanctioned working capital limits in excess of Rs. 5 crores, in aggregate, at points of time during the year, from banks on the basis of security of current assets. In our opinion and according to the information and explanations given to us, the revised quarterly returns/statements submitted for each quarter till the date of this audit report with such banks are in agreement with the unaudited books of account of the Company of the respective quarters and no material discrepancies have been observed.

- (iii) (a) The Company has not provided any guarantee or security or advances in the nature of loans, secured or unsecured, to companies, firms, limited liability partnerships or any other parties during the year. The Company has not made any investments in or granted any loans, secured or unsecured, to firms and limited liability partnership or any other parties during the year. The Company has made investments in companies during the year. The Company has granted unsecured loans to companies, during the year, which are as follows:

	Loans (Rs. in million)
A. Aggregate amount provided during the year:	
- Others	70.0
B. Balance outstanding as at balance sheet date in respect of above cases:	
- Others	-

- (b) The investment made and the terms and conditions of the grant of all the above-mentioned loans, during the year are, in our opinion, prima facie, not prejudicial to the Company's interest.
- (c) In respect of loans granted by the Company, the schedule of repayment of principal and payment of interest has been stipulated and the repayments of principal amounts and receipts of interest are regular as per stipulation.
- (d) In respect of loans granted by the Company, there is no overdue amount remaining outstanding as at the balance sheet date.
- (e) There were no loans or advance in the nature of loan granted by the Company which has fallen due during the year that have been renewed or extended or fresh loans granted to settle the overdues of existing loans given to the same parties.
- (f) The Company has not granted any loans or advances in the nature of loans either repayable on demand or without specifying any terms or period of repayment during the year. Accordingly, reporting under clause 3(iii)(f) of the Order is not applicable to the Company.
- (iv) The Company has not granted any loan, or provided any guarantee or security as specified under Section 185 of the Companies Act, 2013. In respect of loans given and investments made by the Company during the year, the Company has complied with the provisions of Section 186 of the Companies Act, 2013.

- (v) The Company has neither accepted any deposits from the public nor accepted any amounts which are deemed to be deposits within the meaning of Sections 73 to 76 of the Companies Act, 2013 and the rules made thereunder, to the extent applicable. Accordingly, reporting under clause 3(v) of the Order is not applicable to the Company.
- (vi) The maintenance of cost records has been specified by the Central Government under section 148(1) of the Companies Act, 2013 related to manufacture of products. We have broadly reviewed the books of account maintained by the Company pursuant to the Companies (Cost Records and Audit) Rules, 2014, as amended, prescribed by the Central Government for maintenance of cost records under Section 148(1) of the Companies Act, 2013, and are of the opinion that, prima facie, the prescribed cost records have been made and maintained by the Company. We have, however, not made a detailed examination of the cost records with a view to determine whether they are accurate or complete.

- (vii) (a) The Company is regular in depositing with appropriate authorities undisputed statutory dues, including goods and services tax, provident fund, employees' state insurance, income-tax, sales tax, duty of customs, service tax, duty of excise, value added tax, cess and other statutory dues applicable to the Company during the year, though there has been a slight delay in some cases of provident fund, employee's state insurance and income tax. According to the information and explanations given to us and based on audit procedures performed by us, there were no undisputed amounts payable in respect of these statutory dues in arrears as at March 31, 2023 for a period of more than six months from the date they became payable.

- (b) Details of statutory dues referred to in sub-clause (a) above which have not been deposited as on March 31, 2023 on account of disputes are given below:

Nature of statute	Nature of dues	Amount (Rs. in million)	Period to which the Amount relate	Forum where dispute is pending
Central Sales Tax Act, 1956	Sales tax	0.4	2010-11	Madhya Pradesh Commercial Tax Appellate Board
Finance Act, 1994	Demand of service tax on notice pay	0.3	2017-18	Principal Commissioner Central Goods and service tax Commissionerate-Ludhiana
Finance Act, 1994	Demand of service tax on commission paid to non-executive director	64.2	2014-15 to 2016-17	CESTAT, Chandigarh
Building and other construction workers (regulation of employment and conditions of service) Act, 1996	Building Cess	8.1	From FY 2007 – 2009 till June 30, 2017	High Court of Madhya Pradesh
Building and other construction workers (regulation of employment and conditions of service) Act, 1996	Building cess	59.7	Financial Year 2020-21 to 2022-23	Based on stay order issued by High Court of Madhya Pradesh, no action shall be taken against the Company for recovery till next date of hearing
Income Tax Act, 1961	Income tax (including interest)	22.9	2015-16 and 2016-17	Commissioner of Income tax (Appeals)

The following matters have been decided in the favour of the Company, although the department has preferred appeals at higher levels:

Nature of statute	Nature of dues	Amount (Rs. in million)	Period to which the Amount relate	Forum where dispute is pending
Central Excise Act, 1944	Excise duty	10.7	2013 – 14	Joint Secretary Revenue, New Delhi
Income Tax Act, 1961	Income tax (including interest and penalty)	250.9	Assessment year 2004-2005, 2005-2006, 2006-2007, 2008-2009, 2009-2010 and 2010-2011	High Court of Punjab and Haryana

- (viii) There were no transactions relating to previously unrecorded income that were surrendered or disclosed as income in the tax assessments under the Income Tax Act, 1961 during the year. Accordingly, the requirement to further report on clause 3(viii) of the Order is not applicable to the Company.
- (ix) (a) The Company has not defaulted in the repayment of loans or other borrowings or in the payment of interest thereon to any lender during the year.
- (b) The Company has not been declared willful defaulter by any bank or financial institution or government or any government authority.
- (c) Term loans availed by the Company were applied by the Company during the year for the purposes for which the loans were obtained.
- (d) On an overall examination of the standalone Ind AS financial statements of the Company, funds raised
- on short-term basis have, prima facie, not been used during the year for long-term purposes by the Company.
- (e) On an overall examination of the standalone Ind AS financial statements of the Company, the Company has not taken any funds from any entity or person on account of or to meet the obligations of its subsidiaries or associate. The Company does not have any joint venture.
- (f) The Company has not raised loans during the year on the pledge of securities held in its subsidiaries or associate. Hence, the requirement to report on clause 3(ix)(f) of the Order is not applicable to the Company. The Company does not have any joint venture.
- (x) (a) The Company has not raised moneys by way of initial public offer or further public offer (including debt instruments) during the year and hence reporting under clause 3(x)(a) of the Order is not applicable to the Company.

- (b) The Company has not made any preferential allotment or private placement of shares or convertible debentures (fully or partly or optionally) during the year under audit and hence reporting under clause 3(x)(b) of the Order is not applicable to the Company.

- (xi) (a) No fraud by the Company or no material fraud on the Company has been noticed or reported during the year.

- (b) During the year, no report under sub-section (12) of section 143 of the Companies Act, 2013 has been filed by cost auditor, secretarial auditor or by us in Form ADT-4 as prescribed under rule 13 of Companies (Audit and Auditors) Rules, 2014 with the Central Government.

- (c) As represented to us by the management, there were no whistle blower complaints received by the Company during the year and upto the date of this report.

- (xii) The Company is not a Nidhi Company as per the provisions of the Companies Act, 2013 and hence reporting under clause 3(xii)(a), (b) and (c) of the Order is not applicable to the Company.

- (xiii) The Company is in compliance with Section 177 and 188 of the Companies Act, 2013, where applicable, for all transactions with the related parties and the details of related party transactions have been disclosed in the standalone Ind AS financial statements, as required by the applicable accounting standards.

- (xiv) (a) The Company has an adequate internal audit system commensurate with the size and the nature of its business.

- (b) The internal audit reports of the Company issued till the date of the audit report, for the period under audit have been considered by us.

- (xv) The Company has not entered into any non-cash transactions with any of its directors or directors of its subsidiary companies, associate company or persons connected with such directors and hence, reporting under clause 3(xv) of the Order is not applicable to the Company.

- (xvi) (a) The Company is not required to be registered under section 45-IA of the Reserve Bank of India Act, 1934. Hence, reporting under clauses 3(xvi)(a), (b) and (c) of the Order are not applicable.

For **S.R. Batliboi & Co. LLP**  
 Chartered Accountants  
 ICAI Firm Registration Number: 301003E/E30005

**per Anil Gupta**  
 Partner  
 Membership No.: 87921  
 UDIN: 23087921BGXAUE7166

Place: Chandigarh  
 Date: May 24, 2023

- (b) There is no Core Investment Company as a part of the Group and accordingly reporting under clause 3(xvi)(d) of the Order is not applicable to the Company.

- (xvii) The Company has not incurred cash losses in the current financial year and in the immediately preceding financial year.

- (xviii) There has been no resignation of the statutory auditors of the Company during the year. Accordingly, reporting under Clause 3(xviii) of the Order is not applicable to the Company.

- (xix) On the basis of the financial ratios disclosed in Note 56 to the Standalone Ind AS Financial Statements, ageing and expected dates of realisation of financial assets and payment of financial liabilities, other information accompanying the standalone financial statements and our knowledge of the Board of Directors and management plans and based on our examination of the evidence supporting the assumptions, nothing has come to our attention, which causes us to believe that any material uncertainty exists as on the date of the audit report indicating that Company is not capable of meeting its liabilities existing at the date of balance sheet as and when they fall due within a period of one year from the balance sheet date. We, however, state that this is not an assurance as to the future viability of the Company. We further state that our reporting is based on the facts up to the date of the audit report and we neither give any guarantee nor any assurance that all liabilities falling due within a period of one year from the balance sheet date, will get discharged by the Company as and when they fall due.

- (xx) (a) In respect of other than ongoing projects, there are no unspent CSR amount for the year that are required to be transferred to a Fund specified in Schedule VII to the Companies Act, 2013, in compliance with second proviso to sub section 5 of Section 135 of the Companies Act, 2013.

- (b) There are no ongoing projects of Corporate Social Responsibility (CSR). Accordingly, reporting under clause 3(xx)(b) of the Order is not applicable to the Company.

- (xxi) The requirement to report on clause 3(xxii) of the Order is not applicable to the standalone financial statements of the Company.

For **Deloitte Haskins & Sells**  
 Chartered Accountants  
 (Firm's Registration No. 015125N)

**Alka Chadha**  
 Partner  
 (Membership No. 93474)  
 UDIN: 23093474BGYFHA4528

Place: Chandigarh  
 Date: May 24, 2023

## Annexure “2” to the Independent Auditor’s Report

**(Referred to in paragraph (f) under ‘Report on Other Legal and Regulatory Requirements’ section of our report of even date)**

### Report on the Internal Financial Controls with reference to standalone Ind AS financial statements under Clause (i) of Sub-section 3 of Section 143 of the Companies Act, 2013 (“the Act”)

We have audited the internal financial controls with reference to standalone Ind AS financial statements of Trident Limited (“the Company”) as of March 31, 2023 in conjunction with our audit of the standalone Ind AS financial statements of the Company for the year ended on that date.

### Management’s Responsibility for Internal Financial Controls

The Company’s Management is responsible for establishing and maintaining internal financial controls with reference to standalone Ind AS financial statements based on the internal control over financial reporting criteria established by the Company considering the essential components of internal control stated in the Guidance Note on Audit of Internal Financial Controls Over Financial Reporting issued by the Institute of Chartered Accountants of India (“ICAI”). These responsibilities include the design, implementation and maintenance of adequate internal financial controls that were operating effectively for ensuring the orderly and efficient conduct of its business, including adherence to the Company’s policies, the safeguarding of its assets, the prevention and detection of frauds and errors, the accuracy and completeness of the accounting records, and the timely preparation of reliable financial information, as required under the Companies Act, 2013.

### Auditor’s Responsibility

Our responsibility is to express an opinion on the Company’s internal financial controls with reference to these standalone Ind AS financial statements based on our audit. We conducted our audit in accordance with the Guidance Note on Audit of Internal Financial Controls Over Financial Reporting (the “Guidance Note”) and the Standards on Auditing, as specified under section 143(10) of the Act, to the extent applicable to an audit of internal financial controls, both issued by ICAI. Those Standards and the Guidance Note require that we comply with ethical requirements and plan and perform the audit to obtain reasonable assurance about whether adequate internal financial controls with reference to these standalone Ind AS financial statements was established and maintained and if such controls operated effectively in all material respects.

Our audit involves performing procedures to obtain audit evidence about the adequacy of the internal financial controls with reference to these standalone Ind AS financial statements

and their operating effectiveness. Our audit of internal financial controls with reference to standalone Ind AS financial statements included obtaining an understanding of internal financial controls with reference to these standalone Ind AS financial statements, assessing the risk that a material weakness exists, and testing and evaluating the design and operating effectiveness of internal control based on the assessed risk. The procedures selected depend on the auditor’s judgement, including the assessment of the risks of material misstatement of the financial statements, whether due to fraud or error.

We believe that the audit evidence we have obtained is sufficient and appropriate to provide a basis for our audit opinion on the Company’s internal financial controls with reference to these standalone Ind AS Financial Statements.

### Meaning of Internal Financial Controls with reference to these standalone Ind AS financial statements

A company’s internal financial controls with reference to standalone Ind AS financial statements is a process designed to provide reasonable assurance regarding the reliability of financial reporting and the preparation of financial statements for external purposes in accordance with generally accepted accounting principles. A company’s internal financial controls with reference to standalone Ind AS financial statements includes those policies and procedures that (1) pertain to the maintenance of records that, in reasonable detail, accurately and fairly reflect the transactions and dispositions of the assets of the company; (2) provide reasonable assurance that transactions are recorded as necessary to permit preparation of financial statements in accordance with generally accepted accounting principles, and that receipts and expenditures of the company are being made only in accordance with authorisations of management and directors of the company; and (3) provide reasonable assurance regarding prevention or timely detection of unauthorised acquisition, use, or disposition of the company’s assets that could have a material effect on the financial statements.

### Inherent Limitations of Internal Financial Controls with reference to standalone financial statements

Because of the inherent limitations of internal financial controls with reference to standalone Ind AS financial statements, including the possibility of collusion or improper management override of controls, material misstatements due to error or fraud may occur and not be detected. Also, projections of any evaluation of the internal financial controls with reference to standalone Ind AS financial statements to future periods are subject to the risk that the internal financial control with reference to standalone Ind AS financial statements may become

inadequate because of changes in conditions, or that the degree of compliance with the policies or procedures may deteriorate.

### Opinion

In our opinion, to the best of our information and according to the explanations given to us and, the Company has, in all material respects, an adequate internal financial controls with

reference to standalone Ind AS financial statements and such internal financial controls with reference to standalone Ind AS financial statements were operating effectively as at March 31, 2023, based on the internal control over financial reporting criteria established by the Company considering the essential components of internal control stated in the Guidance Note issued by the ICAI.

For **S.R. Battiboi & Co. LLP**  
 Chartered Accountants  
 ICAI Firm Registration Number: 301003E/E30005

per **Anil Gupta**  
 Partner  
 Membership No.: 87921  
 UDIN: 23087921BGXAUE7166

Place: Chandigarh  
 Date: May 24, 2023

For **Deloitte Haskins & Sells**  
 Chartered Accountants  
 (Firm’s Registration No. 015125N)

**Atka Chadha**  
 Partner  
 (Membership No. 93474)  
 UDIN: 23093474BGYFHA4528

Place: Chandigarh  
 Date: May 24, 2023



# Standalone Balance Sheet

as at March 31, 2023

Particulars	Note No.	(Rs. million)	
		As at March 31, 2023	As at March 31, 2022
<b>I ASSETS</b>			
<b>Non current assets</b>			
a) Property, plant and equipment	3	39,637.9	36,201.6
b) Capital work in progress	3,38	3,622.4	824.1
c) Intangible assets	3	315.6	353.9
d) Right of use assets	41	586.6	564.6
e) Intangible assets under development		59.6	9.9
f) Financial assets			
i) Investments	4 (a),4 (b),45	32.1	37.1
ii) Other financial assets	5,45	2,397.1	451.2
g) Non current tax assets (net)	6	141.0	141.0
h) Other non current assets	7	655.0	828.6
<b>Total non current assets</b>		<b>47,447.3</b>	<b>39,412.0</b>
<b>Current assets</b>			
a) Inventories	8	10,343.1	12,903.9
b) Financial assets			
i) Trade receivables	9,45	2,720.2	5,285.3
ii) Cash and cash equivalents	10,45	1,133.9	2,519.8
iii) Other bank balances (other than ii above)	11,45	2,382.5	214.1
iv) Other financial assets	12,45	1,534.2	1,106.0
c) Other current assets	13	1,570.9	2,866.3
<b>Total current assets</b>		<b>19,684.8</b>	<b>24,895.4</b>
<b>Total assets</b>		<b>67,132.1</b>	<b>64,307.4</b>
<b>II EQUITY AND LIABILITIES</b>			
<b>Equity</b>			
a) Equity share capital	14	5,096.0	5,096.0
b) Other equity	15	36,161.7	32,876.2
<b>Total equity</b>		<b>41,257.7</b>	<b>37,972.2</b>
<b>Non current liabilities</b>			
a) Financial liabilities			
i) Borrowings	16,45	8,042.5	3,096.6
ii) Lease liabilities	41	261.5	238.0
iii) Other financial liabilities	17	32.8	40.3
b) Deferred tax liabilities (net)	44 (b)	3,003.3	3,038.7
<b>Total non current liabilities</b>		<b>11,340.1</b>	<b>6,413.6</b>
<b>Current liabilities</b>			
a) Financial liabilities			
i) Borrowings	18,45	5,698.6	12,609.6
ii) Lease liabilities	41	35.0	19.6
iii) Trade payables	19,45		
a) Total outstanding dues of micro enterprises and small enterprises; and		1,553.1	694.9
b) Total outstanding dues of creditors other than micro enterprises and small enterprises		3,931.0	3,851.0
iv) Other financial liabilities	20,45	2,362.9	1,506.8
b) Provisions	21	104.5	196.6
c) Other current liabilities	22	783.5	783.5
d) Current tax liabilities (net)	23	65.7	259.6
<b>Total current liabilities</b>		<b>14,534.3</b>	<b>19,921.6</b>
<b>Total liabilities</b>		<b>25,874.4</b>	<b>26,335.2</b>
<b>Total equity and liabilities</b>		<b>67,132.1</b>	<b>64,307.4</b>

See accompanying notes forming part of the standalone Ind AS financial statements 1 to 58

As per our report of even date

As per our report of even date

For **S.R. Batliboi & Co. LLP**Chartered Accountants  
(ICAI Firm's Registration No. 301003E/E300005)**Anil Gupta**Partner  
(Membership No. 87921)Place : Chandigarh  
Date : May 24, 2023For **Deloitte Haskins & Sells**Chartered Accountants  
(Firm's Registration No. 015125N)**Alka Chadha**Partner  
(Membership No. 93474)Place : Chandigarh  
Date : May 24, 2023

For and on behalf of the Board of Directors

**Rajiv Dewan**Chairman  
DIN: 00007988**Avneesh Barua**

Chief Financial Officer

Place : Chandigarh  
Date : May 24, 2023**Deepak Nanda**Managing Director  
DIN: 00403335**Hari Krishan**

Company Secretary

Place : Chandigarh  
Date : May 24, 2023

# Standalone Statement of Profit and Loss

for the year ended March 31, 2023

Particulars	Note No.	(Rs. million)	
		For the year ended March 31, 2023	For the year ended March 31, 2022
1 Revenue from operations	24	62,674.7	69,191.8
2 Other income	25	238.0	223.4
<b>3 Total Income (1+2)</b>		<b>62,912.7</b>	<b>69,415.2</b>
<b>4 Expenses:</b>			
Cost of raw materials consumed	26	33,851.5	33,689.4
Purchase of stock in trade	27	271.9	118.3
Changes in inventories of finished goods, waste, work-in-progress and stock in trade	28	(494.6)	(769.6)
Employee benefits expenses	29	6,244.2	6,648.4
Finance costs	30	773.6	857.2
Depreciation and amortisation expense	3	3,101.5	3,326.1
Forex (gain)/loss (including MTM)		10.7	(225.3)
Other expenses	31	13,611.0	14,853.9
<b>Total expenses</b>		<b>57,369.8</b>	<b>58,498.4</b>
<b>5 Profit before tax (3-4)</b>		<b>5,542.9</b>	<b>10,916.8</b>
6 Tax expenses			
– Current tax	44 (a)	1,360.3	2,926.6
– Deferred tax charge/(credit)	44 (a)	(2.6)	(160.1)
– Current tax adjustments related to earlier years	44 (a)	(4.5)	(2.4)
– Deferred tax adjustments related to earlier years	44 (a)	(29.3)	3.2
<b>7 Profit for the year (5-6)</b>		<b>4,219.0</b>	<b>8,149.5</b>
<b>8 Other comprehensive income/ (loss)</b>			
Items that will not be reclassified to profit or loss :			
– Remeasurement gain of the defined benefit plan		87.2	72.8
– Income tax related to items that will not be reclassified to profit or loss		(21.9)	(18.3)
		<b>65.3</b>	<b>54.5</b>
Items that will be reclassified to profit or loss :			
– Net movement in effective portion of cash flow hedge reserve		(13.9)	(119.9)
– Income tax related to items that may be reclassified to profit or loss		3.5	30.2
		<b>(10.4)</b>	<b>(89.7)</b>
<b>Other comprehensive Income/ (loss), net of taxes</b>		<b>54.9</b>	<b>(35.2)</b>
<b>9 Total comprehensive income (7+8)</b>		<b>4,273.9</b>	<b>8,114.3</b>
10 Earnings per share (EPS) face value (of INR 1/- each)	37		
– Basic		0.84	1.63
– Diluted		0.84	1.63

See accompanying notes forming part of the standalone Ind AS financial statements 1 to 58

As per our report of even date

As per our report of even date

For **S.R. Batliboi & Co. LLP**Chartered Accountants  
(ICAI Firm's Registration No. 301003E/E300005)**Anil Gupta**Partner  
(Membership No. 87921)

Place : Chandigarh

Date : May 24, 2023

For **Deloitte Haskins & Sells**Chartered Accountants  
(Firm's Registration No. 015125N)**Alka Chadha**Partner  
(Membership No. 93474)

Place : Chandigarh

Date : May 24, 2023

For and on behalf of the Board of Directors

**Rajiv Dewan**Chairman  
DIN: 00007988**Avneesh Barua**

Chief Financial Officer

Place : Chandigarh

Date : May 24, 2023

**Deepak Nanda**Managing Director  
DIN: 00403335**Hari Krishan**

Company Secretary

Place : Chandigarh

Date : May 24, 2023

# Standalone Statement of Changes in Equity

for the year ended March 31, 2023

(Rs. million)

Particulars	Other equity							Total				
	Reserves and surplus			Other comprehensive income								
	Equity share capital	Capital reserve	Securities premium reserve	General reserve	Trident employee welfare trust reserve	PPE fair valuation reserve *	Treasury shares	Capital redemption reserve	Retained earnings	Share based payment reserve	Effective portion of cash flow hedge	
<b>As at March 31, 2021</b>	5,096.0	933.9	3,333.7	558.4	-	6,907.7	(751.0)	600.0	16,331.6	-	155.2	33,165.5
Profit for the year	-	-	-	-	-	-	-	-	8,149.5	-	-	8,149.5
Net movement in effective portion of cash flow hedge reserve, net of tax effect	-	-	-	-	-	-	-	-	-	-	(89.7)	(89.7)
Remeasurement of the benefit plan, net of tax effect	-	-	-	-	-	-	-	-	54.5	-	-	54.5
<b>Total comprehensive income</b>	-	-	-	-	-	-	-	-	<b>8,204.0</b>	-	<b>(89.7)</b>	<b>8,114.3</b>
Compensation options granted during the year (refer note 14 and 43 B)	-	-	-	-	-	-	-	-	-	139.5	-	139.5
Share options exercised during the year (refer note 14 and 43 B)	-	-	-	139.5	-	-	66.1	-	-	(139.5)	-	66.1
Share options exercised during the year (refer note 14)	-	-	-	84.6	-	-	-	-	(3,597.8)	-	-	84.6
Dividend paid on equity shares	-	-	-	-	-	-	-	-	-	-	-	(3,597.8)
<b>As at March 31, 2022</b>	5,096.0	933.9	3,333.7	782.5	-	6,907.7	(684.9)	600.0	20,937.8	-	65.5	37,972.2

# Standalone Statement of Changes in Equity

for the year ended March 31, 2023

(Rs. million)

Particulars	Other equity							Total				
	Reserves and surplus			Other comprehensive income								
	Equity share capital	Capital reserve	Securities premium reserve	General reserve	Trident employee welfare trust reserve	PPE fair valuation reserve *	Treasury shares	Capital redemption reserve	Retained earnings	Share based payment reserve	Effective portion of cash flow hedge	
<b>As at March 31, 2022</b>	5,096.0	933.9	3,333.7	782.5	-	6,907.7	(684.9)	600.0	20,937.8	-	65.5	37,972.2
Profit for the year	-	-	-	-	-	-	-	-	4,219.0	-	-	4,219.0
Net movement in effective portion of cash flow hedge reserve, net of tax effect	-	-	-	-	-	-	-	-	-	-	(10.4)	(10.4)
Remeasurement of the benefit plan, net of tax effect	-	-	-	-	-	-	-	-	65.3	-	-	65.3
<b>Total comprehensive income</b>	-	-	-	-	-	-	-	-	<b>4,284.3</b>	-	<b>(10.4)</b>	<b>4,273.9</b>
Compensation options granted during the year (refer note 14 and 43 B)	-	-	-	-	-	-	-	-	-	224.8	-	224.8
Share options exercised during the year (refer note 14 and 43 B)	-	-	-	218.7	-	-	204.8	-	-	(218.7)	-	204.8
Share options exercised during the year (refer note 14)	-	-	-	75.8	308.5	-	-	-	-	-	-	384.3
Dividend paid on equity shares	-	-	-	-	-	-	-	-	(1,802.3)	-	-	(1,802.3)
<b>As at March 31, 2023</b>	5,096.0	933.9	3,333.7	1,077.0	308.5	6,907.7	(480.1)	600.0	23,419.8	6.1	55.1	41,257.7

\* represents fair valuation gain on freehold land as at transition date, net of deferred tax liabilities at the time of transition to Ind AS.

## See accompanying notes forming part of the standalone financial statements

1 to 58

As per our report of even date

As per our report of even date

For **S.R. Batliboi & Co. LLP**

For **Deloitte Haskins & Sells**

Chartered Accountants

Chartered Accountants

(ICAI Firm's Registration No. 301003E/E300005)

(Firm's Registration No. 015125N)

**Anil Gupta**

**Alka Chadha**

Partner

Partner

(Membership No. 87921)

(Membership No. 93474)

Place : Chandigarh

Place : Chandigarh

Date : May 24, 2023

Date : May 24, 2023

For and on behalf of the Board of Directors

**Rajiv Dewan**

**Deepak Nanda**

Chairman

Managing Director

DIN: 00007988

DIN: 00403335

**Avneesh Barua**

**Hari Krishan**

Chief Financial Officer

Company Secretary

Place : Chandigarh

Place : Chandigarh

Date : May 24, 2023

Date : May 24, 2023

## Standalone Cash Flow Statement

for the year ended March 31, 2023

Particulars	(Rs. million)	
	For the year ended March 31, 2023	For the year ended March 31, 2022
<b>A. CASH FLOW FROM OPERATING ACTIVITIES</b>		
<b>Profit before tax</b>	<b>5,542.9</b>	<b>10,916.8</b>
Adjustments for:		
Depreciation and amortisation expense	3,101.5	3,326.1
Interest expenses on financial liabilities measured at amortised cost	756.3	811.7
Interest income	(166.5)	(74.0)
Profit on sale of non current/current investments	-	(1.5)
Fair valuation gain on non current investments (net)	-	(0.7)
Investment in associate recognised (written off in earlier years)	-	(1.1)
Fair value loss on non-current investments	2.8	-
Share based payment expense	220.3	139.5
Irrecoverable Balances written off (net)	6.8	-
Expected credit loss allowance on trade receivables	-	5.5
Unrealized foreign exchange loss	64.9	10.0
Gain on disposal of property, plant and equipment (net)	(5.3)	(35.7)
<b>Operating profit before working capital changes</b>	<b>9,523.7</b>	<b>15,096.6</b>
<b>Changes in working capital:</b>		
Adjustments for (increase)/decrease in operating assets:		
Inventories	2,560.8	(2,821.1)
Trade receivables	2,497.6	(737.5)
Other current financial assets	(413.5)	(118.4)
Other non current financial assets	(71.4)	56.0
Other current assets	1,382.6	(1,404.8)
Other non current assets	(407.6)	(0.2)
Adjustments for increase/(decrease) in operating liabilities:		
Trade payables	931.8	1,574.6
Other current financial liabilities	32.4	(23.9)
Other current liabilities	10.7	150.1
Current provisions	(92.1)	(25.6)
<b>Cash generated from operations</b>	<b>15,955.0</b>	<b>11,745.8</b>
Direct taxes paid (net)	(1,623.9)	(2,682.0)
<b>Net cash flow from operating activities (A)</b>	<b>14,331.1</b>	<b>9,063.8</b>
<b>B. CASH FLOW FROM INVESTING ACTIVITIES</b>		
Payment for property, plant and equipment, capital work in progress, intangible assets and intangible assets under development	(7,777.7)	(3,616.1)
Proceeds from sale of property, plant and equipment	31.5	99.4
Purchase of current investments	-	(70.0)
Proceeds from sale of current investments	-	70.1
Loans given	70.0	-
Loans given received back	(70.0)	-
Purchase of non current investments	(1.1)	-
Proceeds from sale of non current investments	3.3	5.1
Interest received	115.4	71.1
Fixed deposits and other bank balances not considered as cash and cash equivalents		
- Placed	(4,732.2)	(61.6)
- Matured	715.6	7.3
<b>Net cash (used) in investing activities (B)</b>	<b>(11,645.2)</b>	<b>(3,494.7)</b>

## Standalone Cash Flow Statement

for the year ended March 31, 2023

Particulars	(Rs. million)	
	For the year ended March 31, 2023	For the year ended March 31, 2022
<b>C. CASH FLOW FROM FINANCING ACTIVITIES</b>		
Amount received by Trident Limited Employee Welfare Trust against sale of treasury shares	487.8	-
Amount received by Trident Limited Employee Welfare Trust from employees against issuance of stock options	153.5	164.7
Proceeds from issue of non-convertible debentures	250.0	-
Repayment of non-convertible debentures	(937.5)	(312.5)
Proceeds from non current borrowings	5,493.9	959.4
Repayment of non current borrowings	(164.7)	(89.0)
Net increase/(decrease) in working capital borrowings payable on demand/having maturities of less than three months	(6,610.1)	8,513.2
Repayment of short term borrowings having a maturity of more than three months	-	(8,720.0)
Interest paid	(897.4)	(922.5)
Payment of principal portion of lease liabilities	(21.9)	(6.0)
Payment of interest portion of lease liabilities	(23.1)	(22.9)
Dividend paid on equity shares	(1,802.3)	(3,597.8)
<b>Net cash (used) in financing activities (C)</b>	<b>(4,071.8)</b>	<b>(4,033.4)</b>
<b>Net (decrease)/increase in cash and cash equivalents (A+B+C)</b>	<b>(1,385.9)</b>	<b>1,535.7</b>
Cash and cash equivalents at the beginning of the year	2,519.8	984.1
<b>Cash and cash equivalents at the end of the year*</b>	<b>1,133.9</b>	<b>2,519.8</b>
<b>* Comprises:</b>		
Cash on hand	27.4	32.7
Remittances in Transit	45.7	-
Balances with banks :		
- In current accounts	25.1	12.1
- In cash credit accounts	153.3	-
- In bank deposits accounts (original maturity of less than 3 months)	882.4	2,475.0
	<b>1,133.9</b>	<b>2,519.8</b>

Particulars	(Rs. million)	
	For the year ended March 31, 2023	For the year ended March 31, 2022
<b>Change in liabilities arising from financing activities</b>	<b>Current</b>	<b>Non current (including current maturities)</b>
<b>Opening Balance</b>	<b>12,129.3</b>	<b>3,576.9</b>
Cash flow (net)	(6,610.1)	4,641.7
Effective interest rate adjustment	-	3.3
<b>Closing Balance</b>	<b>5,519.2</b>	<b>8,221.9</b>

See accompanying notes forming part of the standalone financial statements

1 to 58

As per our report of even date

As per our report of even date

For **S.R. Batliboi & Co. LLP**For **Deloitte Haskins & Sells**

For and on behalf of the Board of Directors

Chartered Accountants

Chartered Accountants

(ICAI Firm's Registration No. 301003E/E3000005)

(Firm's Registration No. 015125N)

**Anil Gupta****Alka Chadha****Rajiv Dewan****Deepak Nanda**

Partner

Partner

Chairman

Managing Director

(Membership No. 87921)

(Membership No. 93474)

DIN: 00007988

DIN: 00403335

**Avneesh Barua****Hari Krishan**

Chief Financial Officer

Company Secretary

Place : Chandigarh

Place : Chandigarh

Place : Chandigarh

Date : May 24, 2023

Date : May 24, 2023

Date : May 24, 2023

## Notes to Standalone Ind AS Financial Statements

as at and for the year ended March 31, 2023

(All amounts in Rs. Million, unless otherwise stated)

### NOTE 1 - CORPORATE INFORMATION

Trident Limited ("the Company") is a public company domiciled in India and incorporated on April 18, 1990 under the provisions of the Companies Act, 1956. The name of the Company was changed from Abhishek Industries Limited to Trident Limited on April 18, 2011. The equity shares of the Company are listed on two stock exchanges in India i.e. National Stock Exchange of India Limited (NSE) and BSE Limited (BSE). The Company is engaged in manufacturing, trading and selling of Textiles (Yarn, Terry Towels & Bedsheets) and Paper & Chemicals.

The registered office of the Company is situated at Sanghera, India. The principal activities of the Company are described in Note 40. These standalone Ind AS financial statements were approved for issuance by the Board of Directors of the Company in their meeting held on May 24, 2023.

### NOTE 2.1 - SIGNIFICANT ACCOUNTING POLICIES

#### A. Statement of compliance

The standalone Ind AS financial statements of the Company have been prepared in accordance with the Indian Accounting Standards (Ind AS) specified under Section 133 of the Companies Act, 2013 read with the Companies (Indian Accounting Standards) Rules, 2015 (as amended from time to time) and presentation requirements of Division II of Schedule III to the Companies Act, 2013 (Ind AS compliant Schedule III), to the extent applicable.

#### Basis of preparation and presentation

The standalone Ind AS financial statements have been prepared under the historical cost convention on accrual basis except for following assets and liabilities which have been measured at fair value:

1. Derivative financial instruments
2. Certain financial assets and liabilities measured at fair value (refer accounting policy regarding financial instruments in Note O)
3. Defined benefit plans - plan assets are measured at fair value

Accounting policies have been consistently applied except where a newly issued accounting standard is initially adopted or a revision to an existing accounting standard requires a change in the accounting policy hitherto in use.

Historical cost is generally based on the fair value of the consideration given in exchange for goods and services.

The standalone Ind AS financial statements of the Company are presented in Indian Rupee ('INR') and all values are rounded to the nearest million with one decimal place (INR 000,000), except when otherwise indicated.

### New and amended standards and interpretations

The Ministry of Corporate Affairs has notified Companies (Indian Accounting Standard) Amendment Rules 2022 dated March 23, 2022, to amend the following Ind AS which were effective from April 01, 2022:

- (i) Onerous Contracts - Costs of Fulfilling a Contract - Amendments to Ind AS 37

An onerous contract is a contract under which the unavoidable costs of meeting the obligations under the contract (i.e., the costs that the company cannot avoid because it has the contract) exceed the economic benefits expected to be received under it.

The amendments specify that when assessing whether a contract is onerous or loss-making, an entity needs to include costs that relate directly to a contract to provide goods or services including both incremental costs (e.g., the costs of direct labour and materials) and an allocation of costs directly related to contract activities (e.g., depreciation of equipment used to fulfil the contract and costs of contract management and supervision). General and administrative costs do not relate directly to a contract and are excluded unless they are explicitly chargeable to the counterparty under the contract.

- (ii) Property, Plant and Equipment: Proceeds before Intended Use - Amendments to Ind AS 16

The amendments modified paragraph 17(e) of Ind AS 16 to clarify that excess of net sale proceeds of items produced over the cost of testing, if any, shall not be recognised in the profit or loss but deducted from the directly attributable costs considered as part of cost of an item of property, plant, and equipment.

- (iii) Ind AS 109 Financial Instruments - Fees in the '10 per cent' test for derecognition of financial liabilities

The amendment clarifies the fees that an entity includes when assessing whether the terms of a new or modified financial liability are substantially different from the terms of the original financial liability. These fees include only those paid or received between the borrower and the lender, including fees paid or received by either the borrower or lender on the other's behalf.

All aforesaid amendments had no impact on the standalone Ind AS financial statement of the Company for the year ended March 31, 2023.

Standards notified but not yet effective

Recent pronouncements Ministry of Corporate Affairs ("MCA") notifies new standard or amendments to the existing standards under Companies (Indian Accounting Standards) Rules as issued from time to time. On March

## Notes to Standalone Ind AS Financial Statements

as at and for the year ended March 31, 2023

(All amounts in Rs. Million, unless otherwise stated)

31, 2023, MCA amended the Companies (Indian Accounting Standards) Rules, 2015 by issuing the Companies (Indian Accounting Standards) Amendment Rules, 2023, applicable from April 1, 2023, as below:

- (i) Definition of Accounting Estimates - Amendments to Ind AS 8

The amendments clarify the distinction between changes in accounting estimates and changes in accounting policies and the correction of errors. It has also been clarified how entities use measurement techniques and inputs to develop accounting estimates. The definition of a change in accounting estimates has been replaced with a definition of accounting estimates. Under the new definition, accounting estimates are "monetary amounts in financial statements that are subject to measurement uncertainty". Entities develop accounting estimates if accounting policies require items in financial statements to be measured in a way that involves measurement uncertainty.

The amendments are effective for annual reporting periods beginning on or after 1 April 2023 and apply to changes in accounting policies and changes in accounting estimates that occur on or after the start of that period.

The amendments are not expected to have a material impact on the Company's financial statements.

- (ii) Disclosure of Accounting Policies - Amendments to Ind AS 1

The amendments aim to help entities provide accounting policy disclosures that are more useful by replacing the requirement for entities to disclose their 'significant' accounting policies with a requirement to disclose their 'material' accounting policies and adding guidance on how entities apply the concept of materiality in making decisions about accounting policy disclosures. Accounting policy information, together with other information, is material when it can reasonably be expected to influence decisions of primary users of general purpose financial statements.

The amendments to Ind AS 1 are applicable for annual periods beginning on or after 1 April 2023. Consequential amendments have been made in Ind AS 107.

The Company is currently revisiting its accounting policy information disclosures to ensure consistency with the amended requirements.

- (iii) Deferred Tax related to Assets and Liabilities arising from a Single Transaction - Amendments to Ind AS 12

The amendments narrow the scope of the initial recognition exception under Ind AS 12, so that it no longer applies to transactions that give rise to equal taxable and deductible temporary differences.

The amendments should be applied to transactions that occur on or after the beginning of the earliest comparative period presented. In addition, at the beginning of the earliest comparative period presented, a deferred tax assets (provided that sufficient taxable profit is available) and a deferred tax liability should also be recognised for all deductible and taxable temporary differences associated with leases and decommissioning obligations. Consequential amendments have been made in Ind AS 101. The amendments to Ind AS 12 are applicable for annual periods beginning on or after 1 April 2023.

The Company is currently assessing the impact of the amendments on its financial statements.

### B Revenue recognition

#### Sale of products

Revenue from contracts with customers is recognised when control of the goods is transferred to the customer on satisfaction of performance obligations. The Performance obligations as per contracts with customers are fulfilled at the time of dispatch or delivery of goods depending upon the terms agreed with customer.

The Company has generally concluded that it is the principal in its revenue arrangements because it typically controls the goods before transferring them to the customer.

Revenue towards satisfaction of a performance obligation is measured at the amount of transaction price (net of variable consideration) allocated to that performance obligation. The transaction price of goods sold is net of variable consideration on account of trade discounts and rebates offered by the Company as part of the contract.

Amounts disclosed as revenue are net of returns and allowances. The Company collects goods and services tax on behalf of the government and therefore, these are not economic benefits flowing to the Company. Hence, these are excluded from the revenue.

Variable consideration includes trade discounts, volume rebates and incentives, etc. The Company estimates the variable consideration with respect to above based on an analysis of accumulated historical experience. The Company adjusts estimate of revenue at the earlier of when the most likely amount of consideration expected to be received changes or when the consideration becomes fixed.

The revenue in respect of duty drawback and similar other export benefits (Refer Note C) is recognized on post export basis at the rate at which the entitlements accrue and is included in the 'sale of products'.

## Notes to Standalone Ind AS Financial Statements

as at and for the year ended March 31, 2023

(All amounts in Rs. Million, unless otherwise stated)

### Interest Income

For all debt instruments measured either at amortised cost or at fair value through other comprehensive income, interest income is recorded using the effective interest rate (EIR). EIR is the rate that exactly discounts the estimated future cash payments or receipts over the expected life of the financial instrument or a shorter period, where appropriate, to the gross carrying amount of the financial assets or to the amortised cost of a financial liability. When calculating the effective interest rate, the Company estimates the expected cash flows by considering all the contractual terms of the financial instrument (for example, prepayment, extension, call and similar options) but does not consider the expected credit losses. Interest income is included in finance income in the Statement of Profit and Loss.

### Dividend income

Dividend on financial assets is recognised when the Company's right to receive the dividends is established, it is probable that the economic benefits associated with the dividend will flow to the entity, the dividend does not represent a recovery of part of cost of the investment and the amount of dividend can be measured reliably.

### Other income

Insurance claims are recognised when there exists no significant uncertainty with regards to the amounts to be realized and the ultimate collection thereof.

### Contract balances - Trade receivables

A trade receivable is recognised if the amount of consideration is unconditional (i.e., only the passage of time is required before payment of the consideration is due). Refer to accounting policies of financial assets in section - Financial instruments – initial recognition and subsequent measurement.

### C Government grants/subsidies

Government grants are recognised where there is reasonable assurance that the grant will be received and all attached conditions will be complied with. When the grant relates to an expense item, it is recognised as income on a systematic basis over the periods that the related costs, for which it is intended to compensate, are expensed. When the grant relates to an asset, the government grant related to assets is presented by deducting the grant in arriving at the carrying amount of the asset.

### D Borrowing costs

Borrowing costs include interest and amortisation of ancillary costs incurred in relation to borrowings. Borrowing costs, allocated to and utilised for qualifying assets, pertaining to the period from commencement of activities

relating to construction/development of the qualifying assets upto the date of capitalisation of such assets are added to the cost of the assets. Qualifying assets is one that necessarily takes substantial period of time to get ready for its intended use. Borrowing cost also includes exchange differences to the extent regarded as an adjustment to the borrowing costs.

Interest revenue earned on the temporary investment of specific borrowings for qualifying assets pending their expenditure, is deducted from the borrowing costs eligible for capitalisation.

All other borrowing costs are recognised in Statement of Profit and Loss in the period in which they are incurred.

### E Income taxes

Income tax expense comprises current income tax and deferred tax.

Current tax expense for the year is ascertained on the basis of assessable profits computed in accordance with the provisions of the Income Tax Act, 1961. The tax rates and tax laws used to compute the amount are those that are enacted or substantively enacted, at the reporting date.

Deferred tax is recognised using the liability method on temporary differences between the carrying amounts of assets and liabilities in the standalone Ind AS financial statements and the corresponding tax bases used in the computation of taxable profit. Deferred tax assets are generally recognised for all deductible temporary differences, the carry forward of unused tax credits and unused tax losses to the extent that it is probable that taxable profits will be available against which those deductible temporary differences can be utilised. Such deferred tax assets and liabilities are not recognised if the temporary difference arises from the initial recognition (other than in a business combination) of assets and liabilities in a transaction that affects neither the taxable profit nor the accounting profit.

The carrying amount of deferred tax assets is reviewed at the end of each reporting period and reduced to the extent that it is no longer probable that sufficient taxable profits will be available to allow all or part of the asset to be recovered.

Deferred tax liabilities and assets are measured at the tax rates that are expected to apply in the period in which the liability is settled or the assets realised, based on tax rates (and tax laws) that have been enacted or substantively enacted by the end of the reporting period.

Current and deferred tax are recognised in the Statement of Profit and Loss, except when they relate to items that are recognised in other comprehensive income or directly in equity, in which case, the current and deferred tax

## Notes to Standalone Ind AS Financial Statements

as at and for the year ended March 31, 2023

(All amounts in Rs. Million, unless otherwise stated)

are also recognised in other comprehensive income or directly in equity respectively. Management periodically evaluates positions taken in the tax returns with respect to situations in which applicable tax regulations are subject to interpretation and considers whether it is probable that a taxation authority will accept an uncertain tax treatment. The Company shall reflect the effect of uncertainty for each uncertain tax treatment by using either most likely method or expected value method, depending on which method predicts better resolution of the treatment.

The Company offsets deferred tax assets and deferred tax liabilities if and only if it has a legally enforceable right to set off current tax assets and current tax liabilities and the deferred tax assets and deferred tax liabilities relate to income taxes levied by the same taxation authority.

### F Retirement and Employee benefits

The Company has schemes of employees benefits such as Provident fund, Gratuity and Compensated absences, which are dealt with as under:

#### Defined Contribution

Provident fund is the defined contribution scheme. The contribution to this scheme is charged to Statement of Profit and Loss of the year in which contribution to such scheme become due and when services are rendered by the employees. The Company has no obligation other than the contribution payable to the provident fund. If the contribution payable to the scheme for services received before the balance sheet date exceeds the contribution already paid, the deficit payable to the scheme is recognized as a liability after deducting the contribution already paid. If the contribution already paid exceeds the contribution due for services received before the balance sheet date, then excess is recognized as an asset to the extent that the pre-payment will lead to, for example, a reduction in future payment or a cash refund.

#### Defined Benefit plan

Gratuity liability in respect of employees of the Company is covered through trusts' gratuity schemes managed by Life Insurance Corporation of India, SBI Life Insurance Company Limited, Kotak Mahindra and Bajaj Allianz. The cost of providing benefits is determined using the projected unit credit method, with actuarial valuations being carried out at each balance sheet date by an independent valuer. Remeasurement gains and losses are recognised in other comprehensive income in the period in which they occur. Remeasurement recognised in other comprehensive income is reflected immediately in retained earnings and is not reclassified to Statement of Profit and Loss. Past service cost is recognised in Statement of Profit and Loss in the period of a plan amendment. Net interest is calculated

by applying the discount rate at the beginning of the period to the net defined benefit liability or asset. Defined benefit costs are categorised as follows:

- service cost (including current service cost, past service cost, as well as gains and losses on curtailments and settlements);
- net interest expense or income; and
- re-measurement

#### Short-term employee benefits

The undiscounted amount of short-term employee benefits expected to be paid in exchange for the services rendered by employees are recognised on an undiscounted accrual basis during the year when the employees render the services. These benefits include performance incentive and compensated absences which are expected to occur within twelve months after the end of the period in which the employee renders the related services.

#### Long-term employee benefits

Compensated absences which are not expected to occur within twelve months after the end of the period in which the employee renders the related service are recognised as a liability at the present value of the defined benefit obligation as at the Balance Sheet date. The cost of providing benefits is determined using the projected unit credit method, with actuarial valuations being carried out at each Balance Sheet date. Actuarial gains and losses are recognised in the Statement of Profit and Loss in the period in which they occur. The Company presents the entire leave liability as current liability, since it does not have an unconditional right to defer its settlement for 12 months after the reporting period.

### G Property, Plant and Equipment (PPE)

Land and buildings held for use in the production or supply of goods or services, or for administrative purposes, are stated in the Balance Sheet at cost less accumulated depreciation and accumulated impairment losses (if any). Freehold land is not depreciated and have been measured at fair value at the date of transition i.e. April 01, 2015 to Ind AS. The Company regards the fair value as deemed cost at the transition date.

Properties in the course of construction for production, supply or administrative purposes are carried at cost, less any recognised impairment loss. Property, plant and equipment except freehold land acquired before the date of transition to Ind AS is carried at cost net of accumulated depreciation and accumulated impairment losses if any. Freehold land acquired before the date of transition to Ind AS are carried at deemed cost being fair value as at the date of transition

## Notes to Standalone Ind AS Financial Statements

as at and for the year ended March 31, 2023

(All amounts in Rs. Million, unless otherwise stated)

to Ind AS. Cost comprises of its purchase price including non-refundable duties and taxes and excluding any trade discount and rebates and any directly attributable costs of bringing the asset to its working condition and location for its intended use. Cost also includes professional fees and, for qualifying assets, borrowing costs capitalised in accordance with the Company's accounting policy (refer note 2.1 (D)). Such properties are classified to the appropriate categories of property, plant and equipment when completed and ready for intended use. Depreciation of these assets commences when the assets are ready for their intended use.

The Company reviews the estimated residual values and expected useful lives of assets at least annually. In particular, the Company considers the impact of health, safety and environmental legislation in its assessment of expected useful lives and estimated residual values.

Subsequent expenditure related to an item of PPE is capitalised only when it is probable that future economic benefits associated with these will flow to the Company and the cost of the item can be measured reliably. Such cost includes the cost of replacing part of the plant and equipment. When significant parts of plant and equipment are required to be replaced at intervals, the Company depreciates them separately based on their specific useful lives.

Gains or losses arising from derecognition of the assets are measured as the difference between the net disposal proceeds and the carrying amount of the asset and are recognized in the Statement of Profit and Loss when the asset is derecognized.

### H Depreciation on tangible assets

Depreciable amount for assets is the cost (net of amount received towards government grant) of an asset, or other amount substituted for cost, less its estimated residual value.

Depreciation on tangible property, plant and equipment has been provided on the straight-line method as per the useful life prescribed in Schedule II to the Companies Act, 2013 except in respect of the following categories of assets, in whose case the life of the assets has been assessed as under based on technical advice, taking into account the nature of the asset, the estimated usage of the asset, the operating conditions of the asset, past history of replacement, anticipated technological changes, manufacturers warranties and maintenance support, etc.:

	As per management estimate	As per schedule II
General plant and equipment on triple shift basis	- 9.5 years	- 7.5 years
End user devices, such as, desktops, laptops, etc (included under Computers)	- 5 years	- 3 years
Servers and networks (included under Computers)	- 5 years	- 6 years
Office equipment	- 10 years	- 5 years
Vehicles	- 6 years	- 8 years
Tube wells and water reservoirs	- 10 years	- 5 years
Boundary walls	-20 years	-30 years
Roads	- 10 years	- 5 years

Leasehold improvements are depreciated over the remaining lease period.

Foreign exchange gains/losses capitalised in earlier years as a part of PPE are depreciated over the remaining useful life of the assets to which it relates.

When parts of an item of Property, plant and equipment have different useful life, they are accounted for as separate items (Major components) and are depreciated over the useful life of part or the parent asset to which it relates, whichever is lower.

When significant spare parts, stand-by equipment and servicing equipment have useful life of more than one period, they are accounted for as separate items and are depreciated over the useful life of such item or the parent asset to which it relates, whichever is lower.

### I Intangible assets

Intangible assets acquired separately are measured on initial recognition at cost. Following initial recognition, intangible assets are carried at cost less accumulated amortization and accumulated impairment losses, if any. Intangible assets with finite lives are amortised on a straight line basis over the estimated useful economic life. The estimated useful life and amortisation method are reviewed at the end of each reporting period.

Development expenditures on an individual project are recognised as an intangible asset when the Company can demonstrate:

- The technical feasibility of completing the intangible asset so that the asset will be available for use or sale
- Its intention to complete and its ability and intention to use or sell the asset
- How the asset will generate future economic benefits
- The availability of resources to complete the asset

## Notes to Standalone Ind AS Financial Statements

as at and for the year ended March 31, 2023

(All amounts in Rs. Million, unless otherwise stated)

- The ability to measure reliably the expenditure during development

Following initial recognition of the development expenditure as an asset, the asset is carried at cost less any accumulated amortisation and accumulated impairment losses. Amortisation of the asset begins when development is complete and the asset is available for use. Amortisation expense is recognised in the Statement of Profit and Loss unless such expenditure forms part of carrying value of another asset.

Intangible assets are amortised on the straight-line method as per the useful life assessed based on expected future benefit, taking into account the nature of the asset and the estimated usage of the asset:

	As per management estimate
SAP ECC 6 licences	- 10 years
SAP Hana licences	- 5 years
Other softwares and Websites	- 5 years

During the period of development, the asset is tested for impairment annually.

An intangible asset is derecognised upon disposal (i.e., at the date the recipient obtains control) or when no future economic benefits are expected from its use or disposal. Any gain or loss arising upon derecognition of the asset (calculated as the difference between the net disposal proceeds and the carrying amount of the asset) is included in the Statement of Profit and Loss. when the asset is derecognised.

### J Inventories

Raw materials, work in progress, finished goods, process waste and stores and spares are valued at cost and net realisable value, whichever is lower. Raw materials inventories held for use in the production of inventories are not written down below cost if the finished products in which they will be incorporated are expected to be sold at or above cost. However, when a decline in the price of raw materials indicates that the cost of the finished products exceeds net realisable value, the raw materials are written down to net realisable value. Net realisable value represents the estimated selling price for inventories less all estimated costs of completion and cost necessary to make the sale. The basis of determining cost for various categories of inventories is as follows:

- Raw materials: moving weighted average cost \*- Cost includes cost of purchase and other costs incurred in bringing the inventories to their present location and condition.

- Work in progress: cost of raw materials plus conversion cost depending upon the stage of completion. Cost is determined on a moving weighted average basis except for work-in-progress inventory of towel and sheeting divisions for which cost is determined on a monthly weighted average basis.

- Stock-in-trade (acquired for trading) - Cost is determined on a moving weighted average basis.

- Finished goods (including stock in transit): cost of raw materials plus conversion cost and packing cost. Cost is determined on a moving weighted average basis except for finished goods inventory of towel and sheeting divisions for which cost is determined on a monthly weighted average basis.

- Process waste is valued at net realisable value.

- Stores and spares: moving weighted average cost - Cost includes cost of purchase and other costs incurred in bringing the inventories to their present location and condition.

\* Includes by products which is valued at net realisable value

### K Impairment of Non Financial Assets

The Company assesses at each reporting date whether there is an indication that an asset may be impaired. If any indication exists, or when annual impairment testing for an asset is required, the Company estimates the asset's recoverable amount. An asset's recoverable amount is the higher of an asset's or cash-generating unit's (CGU) fair value less costs of disposal and its value in use. The recoverable amount is determined for an individual asset, unless the asset does not generate cash inflows that are largely independent of those from other assets or groups of assets. Where the carrying amount of an asset or CGU exceeds its recoverable amount, the asset is considered impaired and is written down to its recoverable amount.

In assessing value in use, the estimated future cash flows are discounted to their present value using a pre-tax discount rate that reflects current market assessments of the time value of money and the risks specific to the asset. In determining fair value less costs of disposal, recent market transactions are taken into account, if available, and if no such transactions can be identified an appropriate valuation model is used.

The Company bases its impairment calculation on detailed budgets and forecast calculations which are prepared separately for each of the Company's CGU's to which the individual assets are allocated. These budgets and forecast calculations generally cover a period of five years. For longer periods, a long term growth rate is calculated and applied to projected future cash flows after the fifth year.

## Notes to Standalone Ind AS Financial Statements

as at and for the year ended March 31, 2023

(All amounts in Rs. Million, unless otherwise stated)

Impairment losses, including impairment on inventories, are recognized in the Statement of Profit and Loss.

An assessment is made at each reporting date as to whether there is any indication that previously recognized impairment losses may no longer exist or may have decreased. If such indication exists, the Company estimates the asset's or CGU's recoverable amount. A previously recognized impairment loss is reversed only if there has been a change in the assumptions used to determine the asset's recoverable amount since the last impairment loss was recognized. The reversal is limited so that the carrying amount of the asset does not exceed its recoverable amount, nor exceed the carrying amount that would have been determined, net of depreciation, had no impairment loss been recognized for the asset in prior years. Such reversal is recognized in the Statement of Profit and Loss.

### L Segment reporting

The Company identifies primary segments based on the dominant source, nature of risks and returns and the internal organisation and management structure. The operating segments are the segments for which separate financial information is available and for which operating profit/loss amounts are evaluated regularly by the chief operating decision maker in deciding how to allocate resources and in assessing performance.

Operating segments are reported in a manner consistent with the internal reporting provided to the Chief Operating Decision Maker. Chief Operating Decision Maker review the performance of the Company according to the nature of products manufactured with each segment representing a strategic business unit that offers different products and serves different markets. The analysis of geographical segments is based on the locations of customers.

### M Leases

The Company assesses at contract inception whether a contract is, or contains, a lease. That is, if the contract conveys the right to control the use of an identified asset for a period of time in exchange for consideration.

#### Company as a lessee

The Company applies a single recognition and measurement approach for all leases, except for short-term leases and leases of low-value assets. The Company recognises lease liabilities to make lease payments and right-of-use assets representing the right to use the underlying assets.

#### i) Right of use assets

The Company recognises right-of-use assets at the commencement date of the lease (i.e., the date the underlying asset is available for use). Right-of-use assets are measured at cost, less any accumulated depreciation and impairment losses, and adjusted for any remeasurement of lease liabilities. The cost of right-of-use assets includes the amount of lease liabilities recognised, initial direct costs incurred, and lease payments made at or before the commencement date less any lease incentives received. Right-of-use assets are depreciated on a straight-line basis over the shorter of the lease term and the estimated useful lives of the assets, as follows:

• Leasehold land	30 to 99 years
• Office premises and guest houses	5 to 20 years
• Factory premises (including plant & equipment)	10 years

If ownership of the leased asset transfers to the Company at the end of the lease term or the cost reflects the exercise of a purchase option, depreciation is calculated using the estimated useful life of the asset.

The right-of-use assets are also subject to impairment. Refer to the accounting policies in section (K) Impairment of non-financial assets.

#### ii) Lease liabilities

At the commencement date of the lease, the Company recognises lease liabilities measured at the present value of lease payments to be made over the lease term. The lease payments are fixed payments.

In calculating the present value of lease payments, the Company uses its incremental borrowing rate at the lease commencement date because the interest rate implicit in the lease is not readily determinable. After the commencement date, the amount of lease liabilities is increased to reflect the accretion of interest and reduced for the lease payments made. In addition, the carrying amount of lease liabilities is remeasured if there is a modification, a change in the lease term, a change in the lease payments (e.g., changes to future payments resulting from a change in an index or rate used to determine such lease payments) or a change in the assessment of an option to purchase the underlying asset.

The Company's lease liabilities are disclosed separately in the balance sheet (see Note 41).

## Notes to Standalone Ind AS Financial Statements

as at and for the year ended March 31, 2023

(All amounts in Rs. Million, unless otherwise stated)

#### iii) Short-term leases and leases of low-value assets

The Company applies the short-term lease recognition exemption to its short-term leases except in case of lease contracts with related parties since there exist economic incentive for the Company to continue using the leased premises for a period longer than the 11 months and considering the contract is with the related parties, it does not foresee non-renewal of the lease term for future periods, thus basis the substance and economics of the arrangements, management believes that under Ind AS 116, the lease terms in the arrangements with related parties have been determined considering the period for which management has an economic incentive to use the leased asset (i.e. reasonable certain to use the asset for the said period of economic incentive). Such assessment of incremental period is based on management assessment of various factors including the remaining useful life of the asset as on the date of transition. The management has assessed period of arrangements with related parties as 10 years as at April 01, 2019. Lease payments on short-term leases and leases of low-value assets are recognised as expense on a straight-line basis over the lease term.

#### Company as a lessor

Leases in which the Company does not transfer substantially all the risks and rewards of ownership of an asset are classified as operating leases. Rental income from operating lease is recognised on a straight-line basis over the term of the relevant lease. Initial direct costs incurred in negotiating and arranging an operating lease are added to the carrying amount of the leased asset and recognised over the lease term on the same basis as rental income. Contingent rents are recognised as revenue in the period in which they are earned.

### N Provisions, contingent liabilities and contingent assets

#### Provisions

A provision is recognised when the Company has a present obligation (legal or constructive) as a result of past events and it is probable that an outflow of resources will be required to settle the obligation in respect of which a reliable estimate can be made. Provisions are determined based on the best estimate required to settle the obligation at the balance sheet date and measured using the present value of cash flows estimated to settle the present obligations (when the effect of time value of money is material). These are reviewed at each balance sheet date and adjusted to reflect the current best estimates.

#### Onerous contracts

If the Company has a contract that is onerous, the present obligation under the contract is recognised and measured as a provision. However, before a separate provision for an onerous contract is established, the Company recognises any impairment loss that has occurred on assets dedicated to that contract.

An onerous contract is a contract under which the unavoidable costs (i.e., the costs that the Company cannot avoid because it has the contract) of meeting the obligations under the contract exceed the economic benefits expected to be received under it. The unavoidable costs under a contract reflect the least net cost of exiting from the contract, which is the lower of the cost of fulfilling it and any compensation or penalties arising from failure to fulfil it.

#### Contingent liabilities

A contingent liability is a possible obligation that arises from past events and the existence of which will be confirmed only by the occurrence or non-occurrence of one or more uncertain future events not wholly within the control of the enterprise. Contingent liabilities are disclosed by way of note to the standalone Ind AS financial statements.

#### Contingent Assets

A contingent asset is a possible asset that arises from past events the existence of which will be confirmed only by the occurrence or non-occurrence of one or more uncertain future events not wholly within the control of the enterprise.

Contingent assets are neither recognised nor disclosed in the standalone Ind AS financial statements.

### O Financial instruments

A financial instrument is any contract that gives rise to a financial asset of one entity and a financial liability or equity instrument of another entity.

#### (a) Financial assets

##### Initial recognition and measurement

Financial assets are classified, at initial recognition, as subsequently measured at amortised cost, fair value through other comprehensive income (OCI), and fair value through profit or loss.

In order for a financial asset to be classified and measured at amortised cost or fair value through OCI, it needs to give rise to cash flows that are 'solely payments of principal and interest (SPPI)' on the principal amount outstanding. This assessment is referred to as the SPPI test and is performed at an instrument level. Financial

## Notes to Standalone Ind AS Financial Statements

as at and for the year ended March 31, 2023

(All amounts in Rs. Million, unless otherwise stated)

assets with cash flows that are not SPPI are classified and measured at fair value through profit or loss, irrespective of the business model.

All financial assets are recognised initially at fair value plus, in the case of financial assets not recorded at fair value through profit or loss, transaction costs that are attributable to the acquisition of the financial asset. Transaction costs of financial assets carried at fair value through profit or loss are expensed in the Statement of Profit and Loss. Purchases or sales of financial assets that require delivery of assets within a time frame established by regulation or convention in the marketplace (regular way trades) are recognised on the trade date, i.e., the date that the Company commits to purchase or sell the asset. Trade receivables that do not contain a significant financing component are measured transaction price.

### Subsequent measurement

Subsequent measurement of financial assets depends on the Company's business model for managing the asset and the cash flow characteristics of the asset. For the purposes of subsequent measurement, financial assets are classified in four categories:

- Financial assets at amortised cost (debt instruments)
- Financial assets at fair value through other comprehensive income (FVTOCI) with recycling of cumulative gains and losses (debt instruments)
- Financial assets designated at fair value through OCI with no recycling of cumulative gains and losses upon derecognition (equity instruments); and
- Financial assets at fair value through profit or loss

### Financial assets at amortised cost (debt instruments)

A 'financial asset' is measured at the amortised cost if both the following conditions are met:

- a) The asset is held within a business model whose objective is to hold assets for collecting contractual cash flows, and
- b) Contractual terms of the asset give rise on specified dates to cash flows that are solely payments of principal and interest (SPPI) on the principal amount outstanding.

After initial measurement, such financial assets are subsequently measured at amortised cost using the effective interest rate (EIR) method. Amortised cost

is calculated by taking into account any discount or premium on acquisition and fees or costs that are an integral part of the EIR. The EIR amortisation is included in finance income in the Statement of Profit and Loss. The losses arising from impairment are recognised in the Statement of Profit and Loss.

### Financial assets at FVTOCI (debt instrument)

A 'financial asset' is classified as at the FVTOCI if both of the following criteria are met:

- a) The objective of the business model is achieved both by collecting contractual cash flows and selling the financial assets, and
- b) The asset's contractual cash flows represent SPPI.

Debt instruments included within the FVTOCI category are measured initially as well as at each reporting date at fair value. Fair value movements are recognized in the other comprehensive income (OCI). However, the Company recognizes interest income, impairment losses and reversals and foreign exchange gain or loss in the Statement of Profit and Loss. On derecognition of the asset, cumulative gain or loss previously recognised in OCI is reclassified from the equity to the Statement of Profit and Loss. Interest earned whilst holding FVTOCI debt instrument is reported as interest income using the EIR method.

### Financial assets designated at fair value through OCI (equity instruments)

In the case of equity instruments which are not held for trading and where the Company has taken irrevocable election to present the subsequent changes in fair value in other comprehensive income, these elected investments are initially measured at fair value plus transaction costs and subsequently, they are measured at fair value with gains and losses arising from changes in fair value recognised in other comprehensive income and accumulated in the 'Equity instruments through other comprehensive income' under the head 'Other Equity'. The cumulative gain or loss is not reclassified to profit or loss on disposal of the investments. The Company makes such election on an instrument -by-instrument basis.

If the Company decides to classify an equity instrument as at FVTOCI, then all fair value changes on the instrument, excluding dividends, are recognized in OCI. There is no recycling of the amounts from OCI to Statement of Profit and Loss, even on sale of investment. However, the Company may transfer the cumulative gain or loss within equity.

## Notes to Standalone Ind AS Financial Statements

as at and for the year ended March 31, 2023

(All amounts in Rs. Million, unless otherwise stated)

A financial asset is held for trading if:

- it has been acquired principally for the purpose of selling it in the near term; or
- on initial recognition it is part of a portfolio of identified financial instruments that the Company manages together and has a recent actual pattern of short-term profit-taking; or
- it is a derivative that is not designated and effective as a hedging instrument or a financial guarantee.

Gains and losses on these financial assets are never recycled to Statement of Profit and Loss. Dividends are recognised as other income in the Statement of Profit and Loss when the right of payment has been established, except when the Company benefits from such proceeds as a recovery of part of the cost of the financial asset, in which case, such gains are recorded in OCI. Equity instruments designated at fair value through OCI are not subject to impairment assessment.

### Financial assets at FVTPL (equity instruments)

Financial assets at fair value through profit or loss are carried in the Balance Sheet at fair value with net changes in fair value recognised in the Statement of Profit and Loss.

In case of equity instruments which are held for trading are initially measured at fair value plus transaction costs and subsequently, they are measured at fair value with gains and losses arising from changes in fair value recognised in Statement of Profit and Loss.

This category includes derivative instruments and listed equity investments which the Company had not irrevocably elected to classify at fair value through OCI. Dividends on listed equity investments are recognised in the Statement of Profit and Loss when the right of payment has been established.

### Investment in Subsidiaries and Associates

Investment in Subsidiaries and Associates is carried at deemed cost in the separate financial statements.

### Derecognition

A financial asset (or, where applicable, a part of a financial asset or part of a group of similar financial assets) is primarily derecognised when:

- The rights to receive cash flows from the asset have expired, or
- The Company has transferred its rights to receive cash flows from the asset or has assumed an

obligation to pay the received cash flows in full without material delay to a third party under a 'pass-through' arrangement and either (a) the Company has transferred substantially all the risks and rewards of the asset, or (b) the Company has neither transferred nor retained substantially all the risks and rewards of the asset, but has transferred control of the asset.

### Impairment of financial assets

The Company applies the expected credit loss model for recognising impairment loss on financial assets measured at amortised cost, debt instruments at FVTOCI, trade receivables and other contractual rights to receive cash or other financial asset.

Expected credit losses are the weighted average of credit losses with the respective risks of default occurring as the weights. Credit loss is the difference between all contractual cash flows that are due to the Company in accordance with the contract and all the cash flows that the Company expects to receive (i.e. all cash shortfalls), discounted at the original effective interest rate (or credit-adjusted effective interest rate for purchased or originated credit-impaired financial assets). The Company estimates cash flows by considering all contractual terms of the financial instrument (for example, prepayment, extension, call and similar options) through the expected life of that financial instrument.

The Company measures the loss allowance for a financial instrument at an amount equal to the lifetime expected credit losses if the credit risk on that financial instrument has increased significantly since initial recognition. If the credit risk on a financial instrument has not increased significantly since initial recognition, the Company measures the loss allowance for that financial instrument at an amount equal to 12-month expected credit losses. 12-month expected credit losses are portion of the life-time expected credit losses and represent the lifetime cash shortfalls that will result if default occurs within the 12 months after the reporting date and thus, are not cash shortfalls that are predicted over the next 12 months.

For trade receivables, the Company follows "simplified approach for recognition of impairment loss. The application of simplified approach does not require the Company to track changes in credit risk.

Further, for the purpose of measuring lifetime expected credit loss allowance for trade receivables, the Company has used a practical expedient as permitted under Ind AS 109. This expected credit loss allowance is computed based on a provision matrix which takes into



## Notes to Standalone Ind AS Financial Statements

as at and for the year ended March 31, 2023

(All amounts in Rs. Million, unless otherwise stated)

account historical credit loss experience and adjusted for forward-looking information.

### (b) Financial liabilities

#### Initial recognition and measurement

Financial liabilities are classified, at initial recognition, as financial liabilities at fair value through profit or loss, loans and borrowings, payables, or as derivatives as hedging instruments in an effective hedge, as appropriate. All financial liabilities are recognised initially at fair value and, in the case of loans and borrowings and payables, net of directly attributable transaction costs. The Company's financial liabilities include trade and other payables, loans and borrowings including derivative financial instruments.

#### Subsequent measurement

The measurement of financial liabilities depends on their classification, as described below:

#### Financial liabilities at fair value through profit or loss

Financial liabilities at fair value through profit or loss (FVTPL) include financial liabilities held for trading and financial liabilities designated upon initial recognition as at FVTPL. Financial liabilities are classified as held for trading if they are incurred for the purpose of repurchasing in the near term. This category also includes derivative financial instruments entered into by the Company that are not designated as hedging instruments in hedge relationships as defined by Ind AS 109 'Financial instruments'.

Gains or losses on liabilities held for trading are recognised in the Statement of Profit and Loss.

#### Financial liabilities at amortised cost (Loans and borrowings)

After initial recognition, interest-bearing loans and borrowings are subsequently measured at amortised cost using the EIR method. Gains and losses are recognised in Statement of Profit and Loss when the liabilities are derecognised as well as through the EIR amortisation process. Amortised cost is calculated by taking into account any discount or premium on acquisition and fees or costs that are an integral part of the EIR. The EIR amortisation is included as finance costs in the Statement of Profit and Loss. This category generally applies to borrowings.

#### Derecognition

A financial liability is derecognised when the obligation under the liability is discharged or cancelled or expires. When an existing financial liability is replaced by another financial liability from the same lender on substantially different terms, or the terms of an existing

liability are substantially modified, such an exchange or modification is treated as the derecognition of the original liability and the recognition of a new liability. The difference in the respective carrying amounts is recognised in the Statement of Profit and Loss.

#### Offsetting of financial instruments

Financial assets and financial liabilities are offset and the net amount is reported in the balance sheet if there is a currently enforceable legal right to offset the recognised amounts and there is an intention to settle on a net basis, to realise the assets and settle the liabilities simultaneously.

### P Earnings per share

Basic earnings per share are calculated by dividing the net profit or loss for the year attributable to equity shareholders by the weighted average number of equity shares outstanding during the year.

For calculating diluted earnings per share, the net profit or loss for the year attributable to equity shareholders and the weighted average number of shares outstanding during the year are adjusted for the effects of all dilutive potential equity shares.

Treasury shares are reduced while computing basic and diluted earnings per share.

### Q Operating cycle

Based on the nature of products/activities of the Company and the normal time between acquisition of assets and their realisation in cash or cash equivalents, the Company has determined its operating cycle as 12 months for the purpose of classification of its assets and liabilities as current and non-current.

### R Derivative financial instruments and hedge accounting

#### Derivative financial instruments and hedge accounting

The Company uses derivative financial instruments such as foreign currency forward contracts and option currency contracts to hedge its foreign currency risks arising from highly probable forecast transactions. The counterparty for these contracts is generally a bank.

#### Derivatives not designated as hedging instruments

This category has derivative assets or liabilities which are not designated as hedges.

Although the Company believes that these derivatives constitute hedges from an economic perspective, they may not qualify for hedge accounting under Ind AS 109. Any derivative that is either not designated a hedge, or is so designated but is ineffective, is recognized on balance sheet

## Notes to Standalone Ind AS Financial Statements

as at and for the year ended March 31, 2023

(All amounts in Rs. Million, unless otherwise stated)

and measured initially at fair value. Subsequent to initial recognition, derivatives are re-measured at fair value, with changes in fair value being recognized in the Statement of Profit and Loss. Derivatives are carried as financial assets when the fair value is positive and as financial liabilities when the fair value is negative.

#### Hedge Accounting

The derivatives that are designated as hedging instrument under Ind AS 109 to mitigate risk arising out of foreign currency transactions are accounted for as cash flow hedges. The Company enters into hedging instruments in accordance with policies as approved by the Board of Directors with written principles which is consistent with the risk management strategy of the Company.

The hedge instruments are designated and documented as hedges at the inception of the contract. The effectiveness of hedge instruments is assessed and measured at inception and on an ongoing basis.

When a derivative is designated as a cash flow hedging instrument, the effective portion of changes in the fair value of the derivative is recognized in OCI, e.g., cash flow hedging reserve and accumulated in the cash flow hedging reserve. Any ineffective portion of changes in the fair value of the derivative is recognized immediately in the Statement of Profit and Loss. The amount accumulated is retained in cash flow hedge reserve and reclassified to profit or loss in the same period or periods during which the hedged item affects the Statement of Profit and Loss. Under fair value hedge, the change in the fair value of a hedging instrument is recognized in the Statement of Profit and Loss. The change in the fair value of the hedged item attributable to the risk hedged is recorded as part of the carrying value of the hedged item and is also recognized in the Statement of Profit and Loss.

If the hedging instrument no longer meets the criteria for hedge accounting, then hedge accounting is discontinued prospectively. If the hedging instrument is terminated or exercised prior to its maturity/ contractual term, the cumulative gain or loss on the hedging instrument recognized in cash flow hedging reserve till the period the hedge was effective remains in cash flow hedging reserve until the forecasted transaction occurs. The cumulative gain or loss previously recognized in the cash flow hedging reserve is reclassified to the Statement of Profit and Loss upon the occurrence of the related forecasted transaction. If the forecasted transaction is no longer expected to occur, then the amount accumulated in cash flow hedging reserve is reclassified immediately in the Statement of Profit and Loss.

### S Fair Value Measurement

The Company measures financial instruments, such as, derivatives at fair value at each reporting date. Fair value is the price that would be received to sell an asset or paid to transfer a liability in an orderly transaction between market participants at the measurement date. The fair value measurement is based on the presumption that the transaction to sell the asset or transfer the liability takes place either:

- In the principal market for the asset or liability, or
- In the absence of a principal market, in the most advantageous market for the asset or liability

The principal or the most advantageous market must be accessible by the Company.

The fair value of an asset or a liability is measured using the assumptions that market participants would use when pricing the asset or liability, assuming that market participants act in their economic best interest.

A fair value measurement of a non-financial asset takes into account a market participant's ability to generate economic benefits by using the asset in its highest and best use or by selling it to another market participant that would use the asset in its highest and best use.

The Company uses valuation techniques that are appropriate in the circumstances and for which sufficient data are available to measure fair value, maximising the use of relevant observable inputs and minimising the use of unobservable inputs.

All assets and liabilities for which fair value is measured or disclosed in the standalone Ind AS financial statements are categorised within the fair value hierarchy, described as follows, based on the lowest level input that is significant to the fair value measurement as a whole:

-Level 1- Quoted (unadjusted) market prices in active markets for identical assets or liabilities

-Level 2-Valuation techniques for which the lowest level input that is significant to the fair value measurement is directly or indirectly observable

-Level 3-Valuation techniques for which the lowest level input that is significant to the fair value measurement is unobservable

For assets and liabilities that are recognised in the standalone Ind AS financial statements on a recurring basis, the Company determines whether transfers have occurred between levels in the hierarchy by re-assessing categorisation (based on the lowest level input that is significant to the fair value measurement as a whole) at the end of each reporting period.

## Notes to Standalone Ind AS Financial Statements

as at and for the year ended March 31, 2023

(All amounts in Rs. Million, unless otherwise stated)

The Company's management determines the policies and procedures for both recurring fair value measurement, such as derivative instruments and unquoted financial assets measured at fair value, and for non-recurring measurement, such as assets held for disposal in discontinued operation.

External valuers are involved for valuation of significant assets, such as properties and unquoted financial assets, and significant liabilities, such as contingent consideration, if any.

At each reporting date, the management analyses the movements in the values of assets and liabilities which are required to be re-measured or re-assessed as per the Company's accounting policies. For this analysis, the management verifies the major inputs applied in the latest valuation by agreeing the information in the valuation computation to contracts and other relevant documents.

The management, in conjunction with the Company's external valuers, also compares the change in the fair value of each asset and liability with relevant external sources to determine whether the change is reasonable.

For the purpose of fair value disclosures, the Company has determined classes of assets and liabilities on the basis of the nature, characteristics and risks of the asset or liability and the level of the fair value hierarchy as explained above.

This note summarises accounting policy for fair value. Other fair value related disclosures are given in the relevant notes.

### T Cash and Cash Equivalents

Cash and cash equivalents in the balance sheet comprise cash at banks and on hand and short term deposits with an original maturity of three months or less, that are readily convertible to a known amount of cash and subject to an insignificant risk of change in value.

### U Dividend to equity holders of the Company

The Company recognises a liability to pay dividend to equity holders of the Company when the distribution is authorised and the distribution is no longer at the discretion of the Company. As per the corporate laws in India a distribution is authorised when it is approved by the shareholders. However, Board of Directors of a company may declare interim dividend during any financial year out of the surplus in Statement of Profit and Loss and out of the profits of the financial year in which such interim dividend is sought to be declared. A corresponding amount is recognised directly in equity.

### V Foreign exchange gains and losses

The Company's functional and reporting currency is INR. Exchange differences are dealt with as follows:

Foreign currency transactions are recorded at the exchange rate that approximates the actual rate at the date of transaction. Monetary items denominated in a foreign currency are reported at the closing rate as at the date of balance sheet. Non-monetary items, which are carried at fair value denominated in foreign currency, are reported at the exchange rate that existed when such values were determined, otherwise on historical exchange rate that existed on the date of transaction.

The exchange difference arising on the settlement of monetary items or on reporting these items at rates different from the rates at which these were initially recorded/ reported in previous financial statements are recognized as income/expense in the period in which they arise. Further, where foreign currency liabilities have been incurred in connection with property, plant and equipment, the exchange differences arising on reinstatement, settlement thereof during the construction period are adjusted in the cost of the concerned property, plant and equipment to the extent of exchange differences arising from foreign currency borrowings are regarded as an adjustment to interest costs in accordance of para 6 (e) as per Ind AS 23.

### W Treasury shares

The Company has created an Employee Benefit Trust (EBT) for providing share-based payment to its employees. The Company uses EBT as a vehicle for distributing shares to employees under the Employee Stock Purchase Scheme 2020. The EBT buys shares of the Company from the market, for giving shares to employees. The Company treats EBT as its extension and shares held by EBT are treated as treasury shares.

Own equity instruments that are reacquired (treasury shares) are recognised at cost and deducted from other equity. No gain or loss is recognised in profit or loss on the purchase, sale, issue or cancellation of the Company's own equity instruments. Treasury shares are reduced while computing basic and diluted earnings per share.

The Company transfers the excess of exercise price over the cost of acquisition of treasury shares, net of tax, by EBT to General Reserve.

### X Share-based Payments

Employees (including senior executives) of the Company receive remuneration in the form of share-based payments, whereby employees render services as consideration for equity instruments (equity-settled transactions).

#### Equity-settled transactions

The cost of equity-settled transactions is determined by the fair value at the date when the grant is made using an appropriate valuation model. Further details are given in Note 43.

## Notes to Standalone Ind AS Financial Statements

as at and for the year ended March 31, 2023

(All amounts in Rs. Million, unless otherwise stated)

That cost is recognised, together with a corresponding increase in share-based payment (SBP) reserves in equity, over the period in which the performance and/or service conditions are fulfilled in employee benefits expense. The cumulative expense recognised for equity-settled transactions at each reporting date until the vesting date reflects the extent to which the vesting period has expired and the Company's best estimate of the number of equity instruments that will ultimately vest. The expense or credit in the Statement of Profit and Loss for a period represents the movement in cumulative expense recognised as at the beginning and end of that period and is recognised in employee benefits expense.

Service and non-market performance conditions are not taken into account when determining the grant date fair value of awards, but the likelihood of the conditions being met is assessed as part of the Company's best estimate of the number of equity instruments that will ultimately vest. Market performance conditions are reflected within the grant date fair value. Any other conditions attached to an award, but without an associated service requirement, are considered to be non-vesting conditions. Non-vesting conditions are reflected in the fair value of an award and lead to an immediate expensing of an award unless there are also service and/or performance conditions.

No expense is recognised for awards that do not ultimately vest because non-market performance and/or service conditions have not been met. Where awards include a market or non-vesting condition, the transactions are treated as vested irrespective of whether the market or non-vesting condition is satisfied, provided that all other performance and/or service conditions are satisfied.

When the terms of an equity-settled award are modified, the minimum expense recognised is the grant date fair value of the unmodified award, provided the original vesting terms of the award are met. An additional expense, measured as at the date of modification, is recognised for any modification that increases the total fair value of the share-based payment transaction, or is otherwise beneficial to the employee. Where an award is cancelled by the entity or by the counterparty, any remaining element of the fair value of the award is expensed immediately through profit or loss.

### NOTE 2.2 - KEY SOURCES OF ESTIMATION UNCERTAINTY

In the application of the Company's accounting policies, the management of the Company is required to make judgements, estimates and assumptions about the carrying amounts of assets and liabilities that are not readily apparent from other sources. The estimates and associated assumptions are based on historical experience and other factors that are considered to be relevant. Actual results may differ from these estimates.

The estimates and underlying assumptions are reviewed on an ongoing basis. Revisions to accounting estimates are recognised in the period in which the estimate is revised if the revision affects only that period or in the period of the revision and future periods if the revision affects both current and future periods.

The following are the areas of estimation uncertainty and critical judgements that the management has made in the process of applying the Company's accounting policies and that have the most significant effect on the amounts recognised in the standalone Ind AS financial statements: -

#### Useful lives of Intangible assets

The intangible assets are amortised over the estimated useful life. The estimated useful life and amortisation method are reviewed at the end of each reporting period, with the effect of any changes in estimate being accounted for on a prospective basis.

#### Useful lives of depreciable tangible assets

Management reviews the useful lives of depreciable assets at each reporting date. As at March 31, 2023 management assessed that the useful lives represent the expected utility of the assets to the Company. Further, there is no significant change in the useful lives as compared to previous year.

#### Defined benefit plans

The cost of the defined benefit plan and other post-employment benefits and the present value of such obligation are determined using actuarial valuations. An actuarial valuation involves making various assumptions that may differ from actual developments in the future. These include the determination of the discount rate, future salary increases, mortality rates and future pension increases. Due to the complexities involved in the valuation and its long-term nature, a defined benefit obligation is highly sensitive to changes in these assumptions. All assumptions are reviewed at each reporting date.

#### Fair value measurement of Land

Fair value of the Company's land as at April 1, 2015 has been arrived at on the basis of a valuation carried out as on the respective date by an independent valuer not related to the Company. The fair value was derived using the market comparable approach based on recent market prices without any significant adjustments being made to the market observable data. In estimating the fair value of the properties, the highest and best use of the properties is their current use.

#### Impairment of non-financial assets

Impairment exists when the carrying value of an asset or cash generating unit exceeds its recoverable amount, which is the higher of its fair value less costs of disposal and its value in use. The fair value less costs of disposal calculation is based on available data from binding sales transactions, conducted at

## Notes to Standalone Ind AS Financial Statements

as at and for the year ended March 31, 2023

(All amounts in Rs. Million, unless otherwise stated)

arm's length, for similar assets or observable market prices less incremental costs for disposing of the asset. The value in use calculation is based on a DCF model. The cash flows are derived from the budget for determined period and do not include restructuring activities that the Company is not yet committed to or significant future investments that will enhance the asset's performance of the CGU being tested. The recoverable amount is sensitive to the discount rate used for the DCF model as well as the expected future cash-inflows, the growth rate used for extrapolation purposes and the impact of general economic environment (including competitors).

### Leases - Estimating the incremental borrowing rate

The Company cannot readily determine the interest rate implicit in the lease, therefore, it uses its incremental borrowing rate (IBR) to measure lease liabilities. The IBR is the rate of interest that the Company would have to pay to borrow over a similar term, and with a similar security, the funds necessary to obtain an asset of a similar value to the right-of-use asset in a similar economic environment. The IBR therefore reflects what the Company 'would have to pay', which requires estimation when no observable rates are available or when they need to be adjusted to reflect the terms and conditions of the lease. The Company estimates the IBR using observable inputs (such as market interest rates) when available.

### Leases - Estimating the period of lease contracts with related parties

In case of lease contracts with related parties, there exist economic incentive for the Company to continue using the leased premises for a period longer than the 11 months. The period of expected lease in these cases is a matter of estimation by the management. The estimate of lease period impacts the recognition of ROU asset, lease liability and its impact of Statement of Profit and Loss. The lease terms in the arrangements with related parties have been determined considering the period for which management has an economic

incentive to use the leased asset (i.e. reasonably certain to use the asset for the said period of economic incentive). Such assessment of incremental period is based on management assessment of various factors including the remaining useful life of the asset as on the date of transition. The management has assessed period of arrangements with related parties as higher of lease period mentioned in the agreement or 10 years as at April 01, 2019.

### Determining the lease term of contracts with renewal and termination options – Company as lessee

The Company determines the lease term as the non-cancellable term of the lease, together with any periods covered by an option to extend the lease if it is reasonably certain to be exercised, or any periods covered by an option to terminate the lease, if it is reasonably certain not to be exercised.

The Company has several lease contracts that include extension and termination options. The Company applies judgement in evaluating whether it is reasonably certain whether or not to exercise the option to renew or terminate the lease. That is, it considers all relevant factors that create an economic incentive for it to exercise either the renewal or termination. After the commencement date, the Company reassesses the lease term if there is a significant event or change in circumstances that is within its control and affects its ability to exercise or not to exercise the option to renew or to terminate.

### Valuation of raw materials inventories

At each reporting date, the management applies judgement in determining the appropriate valuation of raw materials inventories, based on the consumption analysis of raw materials inventories, current market trend and future expectation of consumption for these raw materials inventories. These judgements are reviewed and adjusted regularly in the light of market driven changes, past experience and internally generated information.

## Notes to Standalone Ind AS Financial Statements

as at and for the year ended March 31, 2023

(All amounts in Rs. Million, unless otherwise stated)

### NOTE 3 - PROPERTY, PLANT AND EQUIPMENT AND INTANGIBLE ASSETS

Particulars	Gross Block			Depreciation/Amortisation				Net Block		
	As at March 31, 2022	Additions	Sales / Discard	As at March 31, 2023	As at March 31, 2022	For the year	Sales / Discard	As at March 31, 2023	As at March 31, 2023	As at March 31, 2022
<b>A) Property, plant and equipment</b>										
Freehold land	14,240.4	65.0	-	14,305.4	-	-	-	-	14,305.4	14,240.4
Buildings	11,720.8	2,513.0	8.3	14,225.5	2,077.7	375.6	2.5	2,450.8	11,774.7	9,643.1
Plant and equipment	33,019.4	3,789.9	57.2	36,752.1	21,624.6	2,424.9	39.4	24,010.1	12,742.0	11,394.8
Furniture and fixtures	548.6	17.4	-	566.0	217.6	45.7	-	263.3	302.7	331.0
Office equipment	374.3	14.6	0.8	388.1	114.9	33.0	0.6	147.3	240.8	259.4
Computers	500.5	20.2	10.8	509.9	259.2	63.0	9.7	312.5	197.4	241.3
Vehicles	206.0	4.5	10.3	200.2	114.4	19.9	9.0	125.3	74.9	91.6
<b>Total</b>	<b>60,610.0</b>	<b>6,424.6</b>	<b>87.4</b>	<b>66,947.2</b>	<b>24,408.4</b>	<b>2,962.1</b>	<b>61.2</b>	<b>27,309.3</b>	<b>39,637.9</b>	<b>36,201.6</b>
<b>B) Intangible assets</b>										
Softwares	721.1	58.7	24.8	755.0	399.9	91.5	24.8	466.6	288.4	321.2
Websites	33.7	1.5	-	35.2	1.0	7.0	-	8.0	27.2	32.7
<b>Total</b>	<b>754.8</b>	<b>60.2</b>	<b>24.8</b>	<b>790.2</b>	<b>400.9</b>	<b>98.5</b>	<b>24.8</b>	<b>474.6</b>	<b>315.6</b>	<b>353.9</b>

Particulars	Gross Block			Depreciation/Amortisation				Net Block		
	As at March 31, 2021	Additions	Sales / Discard	As at March 31, 2022	As at March 31, 2021	For the year	Sales / Discard	As at March 31, 2022	As at March 31, 2022	As at March 31, 2021
<b>A) Property, plant and equipment</b>										
Freehold land	14,186.8	53.6	-	14,240.4	-	-	-	-	14,240.4	14,186.8
Buildings	11,346.3	415.7	41.2	11,720.8	1,692.4	391.7	6.4	2,077.7	9,643.1	9,653.9
Plant and equipment	31,240.2	1,839.4	60.2	33,019.4	19,002.7	2,656.9	35.0	21,624.6	11,394.8	12,237.5
Furniture and fixtures	488.3	60.3	0.0	548.6	170.6	47.0	0.0	217.6	331.0	317.7
Office equipment	349.8	25.8	1.3	374.3	82.5	33.3	0.9	114.9	259.4	267.3
Computers	453.3	49.4	2.2	500.5	193.1	67.3	1.2	259.2	241.3	260.2
Vehicles	157.9	56.4	8.3	206.0	102.5	18.0	6.1	114.4	91.6	55.4
<b>Total</b>	<b>58,222.6</b>	<b>2,500.6</b>	<b>113.2</b>	<b>60,610.0</b>	<b>21,243.8</b>	<b>3,214.2</b>	<b>49.6</b>	<b>24,408.4</b>	<b>36,201.6</b>	<b>36,978.8</b>
<b>B) Intangible assets</b>										
Softwares	705.6	15.5	-	721.1	318.7	81.2	-	399.9	321.2	386.9
Websites	-	33.7	-	33.7	-	1.0	-	1.0	32.7	-
<b>Total</b>	<b>705.6</b>	<b>49.2</b>	<b>-</b>	<b>754.8</b>	<b>318.7</b>	<b>82.2</b>	<b>-</b>	<b>400.9</b>	<b>353.9</b>	<b>386.9</b>

#### Notes:

- Property, plant and equipment have been pledged to secure borrowings of the Company (refer note 16 and 18)
- The amount of borrowing costs capitalised during the year is Rs. 109.1 million (Previous year Rs. 8.3 million) at the actual rate of interest on specific borrowings utilised.
- In accordance with Ind AS 101, the Company had carried out fair valuation of all its land on first time adoption as at April 01, 2015 consequent to which deemed cost of land was increased by Rs. 7,905.2 million.
- Capital work in progress includes goods in transit of Rs. 281.1 million (Previous year Rs. 203.1 million).

## Notes to Standalone Ind AS Financial Statements

as at and for the year ended March 31, 2023

(All amounts in Rs. Million, unless otherwise stated)

### NOTE 3 - PROPERTY, PLANT AND EQUIPMENT AND INTANGIBLE ASSETS (Contd..)

5. Title deed of immovable property not held in the name of the Company:

Relevant line item in the Balance Sheet	Gross carrying value	Net carrying value	Description of item of property	Title deeds held in the name of	Whether title deed holder is a promoter, director or relative of promoter/director or employee of promoter/director	Property held since which date	Reason for not being held in the name of Company
Property, plant and equipment	Rs. 74.4 million (Previous year Rs. 74.4 million)	Rs. 72.3 million (Previous year Rs. 73.5 million)	Buildings	Al Fahim	No	July 1, 2021	Title deed is to be transferred in the name of Company on fulfillment of all the conditions mentioned in the apartment sale & purchase agreement

6. Capital Work in progress (CWIP) and Intangible assets under development ageing

#### March 31, 2023

Particulars	Amount in CWIP and Intangible assets under development				
	Less than 1 year	1-2 years	2-3 years	More than 3 years	Total
Capital work in progress	3,496.0	72.6	47.9	5.9	3,622.4
Intangible assets under development	49.7	-	9.9	-	59.6

#### March 31, 2022

Particulars	Amount in CWIP and Intangible assets under development				
	Less than 1 year	1-2 years	2-3 years	More than 3 years	Total
Capital work in progress	763.1	52.1	1.1	7.8	824.1
Intangible assets under development	-	9.9	-	-	9.9

7. Depreciation and amortisation expense

Particulars	For the year ended March 31, 2023	For the year ended March 31, 2022
Depreciation of property, plant and equipment	2,962.1	3,214.2
Amortisation of intangible assets	98.5	82.2
Depreciation of Right of use assets (refer note 41)	40.9	29.7
<b>Depreciation and amortisation charged to the Statement of Profit &amp; Loss</b>	<b>3,101.5</b>	<b>3,326.1</b>

## Notes to Standalone Ind AS Financial Statements

as at and for the year ended March 31, 2023

(All amounts in Rs. Million, unless otherwise stated)

### NOTE 4 (a) - INVESTMENT IN SUBSIDIARIES AND ASSOCIATE

Particulars	As at March 31, 2023	As at March 31, 2022
<b>Unquoted Investments (all fully paid)</b>		
<b>Carried at cost</b>		
<b>Investments in equity instruments</b>		
<b>- of subsidiaries</b>		
5,000,000 equity shares (Previous year 500,000 equity shares) of Re. 1 each (Rs. 10 each in previous year) Trident Global Corp Limited (TGCL)*	5.0	5.0
213,000 equity shares (Previous year 213,000 equity shares) of GBP 1 each of Trident Europe Limited	20.0	20.0
10,000 equity shares (Previous year Nil) of Rs. 10 each of Trident Innovations Limited	0.1	-
50,000 equity shares (Previous year Nil) of Rs. 10 each of Trident Home Décor Limited	0.5	-
50,000 equity shares (Previous year Nil) of Rs.10 each of Trident Home Textiles Limited	0.5	-
24,500 equity shares (Previous year Nil) of USD 1 each of Trident Global Inc.**	1.1	-
<b>- of associate</b>		
Nil (Previous year 24,500 equity shares) of USD 1 each of Trident Global Inc.**/**	-	1.1
<b>Total 4 (a)</b>	<b>27.2</b>	<b>26.1</b>

\* During the current year, the equity shares of the TGCL have been sub-divided from existing face value of Rs. 10 per equity share to face value of Re. 1 per equity share based on approval of shareholders of TGCL in its Extra ordinary General Meeting held on November 2, 2022.

\*\*During the current year, the Company has acquired Trident Home Textiles Limited ('THTL') on December 1, 2022 which holds 12,250 (24.5%) equity shares of Trident Global Inc ('TGI') (earlier associate of the Company). Pursuant to the acquisition of THTL, the Company holds 73.5% equity shares of TGI (directly and indirectly) and accordingly, TGI has become a subsidiary of the Company w.e.f. December 1, 2022.

\*\*\* During the previous year, on account of positive net worth of the associate, the Company had recognised the investment in associate which was written off in earlier years.

### NOTE 4 (b) - OTHER NON CURRENT INVESTMENTS

Particulars	As at March 31, 2023	As at March 31, 2022
<b>A. Carried at fair value through profit or loss (FVTPL)</b>		
<b>Unquoted Investments (all fully paid)</b>		
<b>Investments in equity instruments</b>		
120,000 equity shares (Previous year 120,000 equity shares) of Rs. 10 each of Nimbua Greenfield (Punjab) Association	1.2	1.2
<b>Investments in other instruments</b>		
32,000 units (Previous year 32,000 units) of face value of Rs. 117 each of Kotak India Venture Fund (Private Equity fund)	3.7	6.5
Nil (Previous year 250,000 units) of face value of Rs. 10 each of Canara Robeco Capital Protection Oriented Fund	-	3.3
<b>Total 4 (b)</b>	<b>4.9</b>	<b>11.0</b>
<b>Total 4 (a) and 4 (b)</b>	<b>32.1</b>	<b>37.1</b>
Aggregate value of unquoted investments	32.1	37.1

## Notes to Standalone Ind AS Financial Statements

as at and for the year ended March 31, 2023

(All amounts in Rs. Million, unless otherwise stated)

### NOTE 5 - OTHER NON-CURRENT FINANCIAL ASSETS

Particulars	As at March 31, 2023	As at March 31, 2022
<b>(Unsecured and considered good)</b>		
Security deposits	520.6	451.2
Bank deposits with remaining maturity more than 12 months*	1,850.0	-
Interest accrued on deposits	26.5	-
<b>Total</b>	<b>2,397.1</b>	<b>451.2</b>

\* include Rs. 275.0 million (Previous year Rs. Nil) held as security against non-convertible debentures (refer note 16)

### NOTE 6 - NON CURRENT TAX ASSETS (NET)

Particulars	As at March 31, 2023	As at March 31, 2022
Advance income tax (net of provision for tax)	141.0	141.0
<b>Total</b>	<b>141.0</b>	<b>141.0</b>

### NOTE 7 - OTHER NON-CURRENT ASSETS

Particulars	As at March 31, 2023	As at March 31, 2022
<b>(Unsecured and considered good)</b>		
Capital advances	223.3	804.5
Prepaid expenses	431.7	24.1
<b>Total</b>	<b>655.0</b>	<b>828.6</b>

### NOTE 8 - INVENTORIES \*

Particulars	As at March 31, 2023	As at March 31, 2022
- Raw materials (including Rs. 156.0 million (Previous year Rs. 438.6 million) in transit)	5,631.5	8,797.6
- Work in progress	1,941.8	1,780.5
- Finished goods (Including Rs. 11,14.6 million (Previous year Rs. 377.1 million) in transit)	2,042.9	1,824.6
- Waste	206.3	96.9
- Stock in trade	5.6	-
- Stores and spares	515.0	404.3
<b>Total</b>	<b>10,343.1</b>	<b>12,903.9</b>

\* At cost and net realisable value, whichever is lower.

As at year end, the above inventories are net of loss on account of net realisable value of Rs. 467.5 million (Previous year Rs. 119.1 million).

All inventories of Company have been hypothecated to secure borrowings of the Company. (refer note 16 and 18).

The Company is carrying certain raw materials inventories whose present market value is lower than the purchase cost and the net realisable value of the finished goods in which they will be incorporated are expected to be sold below purchase cost. At each reporting date, the management applies judgement in determining the appropriate valuation of raw materials inventories, based on the consumption analysis of raw materials inventories, current market trend and future expectation of consumption for these raw materials inventories. These judgements are reviewed and adjusted regularly in the light of market driven changes, past experience and internally generated information..

## Notes to Standalone Ind AS Financial Statements

as at and for the year ended March 31, 2023

(All amounts in Rs. Million, unless otherwise stated)

### NOTE 9 - TRADE RECEIVABLES

Particulars	As at March 31, 2023	As at March 31, 2022
<b>Trade receivables :</b>		
- From related parties (refer note 39)	175.6	677.2
- From others	2,544.6	4,608.1
<b>Total</b>	<b>2,720.2</b>	<b>5,285.3</b>
<b>Breakup of trade receivables</b>		
- Unsecured, considered good	2,720.2	5,285.3
- Trade receivables which have significant increase in credit risk	6.9	7.3
	<b>2,727.1</b>	<b>5,292.6</b>
<b>Impairment allowance (allowance for bad and doubtful debts)</b>		
- Trade receivables which have significant increase in credit risk	(6.9)	(7.3)
	<b>(6.9)</b>	<b>(7.3)</b>
<b>Net trade receivables</b>	<b>2,720.2</b>	<b>5,285.3</b>

#### For trade receivables ageing refer note 58

The Company follows "simplified approach" for recognition of impairment loss. The application of simplified approach does not require the Company to track changes in credit risk.

For terms and conditions relating to related parties receivables, refer note 39.

All book debts have been hypothecated to secure borrowings of the Company (refer note 16 and 18).

### NOTE 10 - CASH AND CASH EQUIVALENTS

Particulars	As at March 31, 2023	As at March 31, 2022
Cash on hand	27.4	32.7
Remittances in transit	45.7	-
Balances with banks :		
- In current accounts	25.1	12.1
- In cash credit accounts	153.3	-
- In bank deposits accounts (original maturity of less than 3 months)	882.4	2,475.0
<b>Total *</b>	<b>1,133.9</b>	<b>2,519.8</b>

\* For the purpose of statement of cash flows, the above has been considered as cash and cash equivalents.

Short-term deposits are made for varying periods of between one day and three months, depending on the immediate cash requirements of the Company, and earn interest at the respective short-term deposit rates.

### NOTE 11 - OTHER BANK BALANCES

Particulars	As at March 31, 2023	As at March 31, 2022
In bank deposits accounts (remaining maturity of less than 12 months)	2,194.1	7.8
In earmarked accounts		
(i) Unpaid dividend accounts	150.4	148.6
(ii) Held as margin money in deposits accounts	3.8	57.7
(iii) In current accounts*	34.2	-
<b>Total</b>	<b>2,382.5</b>	<b>214.1</b>

\* Balances in current accounts of Trident Employee Welfare Trust kept for Trident Limited General Employee Benefits Scheme-2023 (subject to shareholders approval).

## Notes to Standalone Ind AS Financial Statements

as at and for the year ended March 31, 2023

(All amounts in Rs. Million, unless otherwise stated)

### NOTE 12 - OTHER CURRENT FINANCIAL ASSETS

Particulars	As at		As at	
	March 31, 2023		March 31, 2022	
<b>(Unsecured, considered good, unless otherwise stated)</b>				
Security deposits		37.2		98.2
Advances to employees *				
- Considered good	67.4		26.0	
- Advances to employees - credit impaired	2.5		2.5	
	69.9		28.5	
Less: Impairment allowance for advances to employees - credit impaired	2.5	67.4	2.5	26.0
Interest accrued on deposits		30.3		5.7
Export incentives and other receivables from government authorities		916.0		845.7
Derivative Instruments at fair value through OCI				
Foreign exchange forward contracts and option contracts				
- Cash flow hedges		81.3		98.2
- Option contracts		-		0.5
Derivative instruments at fair value through profit or loss				
- Foreign exchange forward contracts		5.6		2.6
Recoverable from Trident Trust (refer note 35 and 39)		360.0		-
Others				
- from related parties (refer note 39)		5.4		1.8
- from others		31.0		27.3
<b>Total</b>		<b>1,534.2</b>		<b>1,106.0</b>

\*includes advances to related parties of Rs. 1.6 million (Previous year Rs. 2.5 million) [refer Note 39].

### NOTE 13 - OTHER CURRENT ASSETS

Particulars	As at		As at	
	March 31, 2023		March 31, 2022	
<b>(Unsecured and considered good)</b>				
Advances to vendors		247.0		312.7
Prespent CSR expenditure (refer note 48)		-		25.1
Prepaid expenses		316.8		140.1
Balances with government authorities/Export incentives receivables		879.4		2,276.4
Gratuity fund (refer note 35)		127.7		112.0
<b>Total</b>		<b>1,570.9</b>		<b>2,866.3</b>

### NOTE 14 - SHARE CAPITAL

Particulars	As at March 31, 2023		As at March 31, 2022	
	No. of shares	Amount	No. of shares	Amount
<b>Authorised</b>				
Equity shares of Re. 1 each (with voting rights) Preference shares of Rs.10 each	1,50,93,00,00,000	1,50,930.0	1,50,93,00,00,000	1,50,930.0
	3,10,50,00,000	31,050.0	3,10,50,00,000	31,050.0
<b>Total</b>		<b>1,81,980.0</b>		<b>1,81,980.0</b>
<b>Issued, subscribed and paid up [refer (a) to (d)]</b>				
Equity shares of Re. 1 each (with voting rights) fully paid up	5,09,59,55,670	5,096.0	5,09,59,55,670	5,096.0
<b>Total</b>		<b>5,096.0</b>		<b>5,096.0</b>

## Notes to Standalone Ind AS Financial Statements

as at and for the year ended March 31, 2023

(All amounts in Rs. Million, unless otherwise stated)

### NOTE 14 - SHARE CAPITAL (Contd..)

(a) Reconciliation of the number of equity shares and amount outstanding at the beginning and at the end of the year:

Particulars	Equity share capital			
	For the year ended March 31, 2023		For the year ended March 31, 2022	
	No. of shares	Amount	No. of shares	Amount
<b>Issued, subscribed and paid up equity shares and equity share capital</b>				
Outstanding at the beginning of the year	5,09,59,55,670	5,096.0	5,09,59,55,670	5,096.0
Increase/(decrease) during the year	-	-	-	-
<b>Outstanding at the end of the year</b>	<b>5,09,59,55,670</b>	<b>5,096.0</b>	<b>5,09,59,55,670</b>	<b>5,096.0</b>

(b) Rights, preferences and restrictions attached to the equity shareholders:

The Company has only one class of equity shares having par value of Re. 1 per share (Previous year Re. 1 per share). Each shareholder is eligible for one vote per equity share held. In the event of liquidation of the Company, the equity shareholders are eligible to receive the remaining assets of the Company after distribution of all preferential amounts, in proportion to their shareholding. The Company declares and pays dividend in Indian Rupees. The dividend proposed by the Board of directors is subject to the approval of the shareholders in the ensuing Annual general meeting.

(c) The details of equity shareholders holding more than 5 % of the aggregate equity shares:

Particulars	Equity share capital			
	As at March 31, 2023		As at March 31, 2022	
	No. of shares	% held	No. of shares	% held
Madhuraj Foundation	1,38,30,22,010	27.1%	1,37,06,37,010	26.9%
Trident Group Limited	2,33,11,69,835	45.7%	2,33,11,69,835	45.7%

(d) Disclosure of shareholding of promoters:

Disclosure of shareholding of promoters as at March 31, 2023 is as follows:

Particulars	Equity share capital				
	As at March 31, 2023		As at March 31, 2022		% Change during the year
	No. of shares	% held	No. of shares	% held	
Madhuraj Foundation	1,38,30,22,010	27.1%	1,37,06,37,010	26.9%	0.24%
Trident Group Limited	2,33,11,69,835	45.7%	2,33,11,69,835	45.7%	0.00%
Lotus Global Foundation	41,66,000	0.1%	41,66,000	0.1%	0.00%
Mr. Rajinder Gupta	1,11,55,960	0.2%	1,11,55,960	0.2%	0.00%

Disclosure of shareholding of promoters as at March 31, 2022 is as follows:

Particulars	Equity share capital				
	As at March 31, 2022		As at March 31, 2021		% Change during the year
	No. of shares	% held	No. of shares	% held	
Madhuraj Foundation	1,37,06,37,010	26.9%	1,37,06,37,010	26.9%	0.0%
Trident Group Limited	2,33,11,69,835	45.7%	2,33,11,69,835	45.7%	0.0%
Lotus Global Foundation	41,66,000	0.1%	81,66,000	0.2%	-0.1%
Mr. Rajinder Gupta	1,11,55,960	0.2%	1,11,55,960	0.2%	0.0%

## Notes to Standalone Ind AS Financial Statements

as at and for the year ended March 31, 2023

(All amounts in Rs. Million, unless otherwise stated)

### NOTE 15 - OTHER EQUITY

Particulars	As at March 31, 2023		As at March 31, 2022	
<b>a) Capital reserve</b>				
Opening balance	933.9		933.9	
Add: Addition during the year	-	933.9	-	933.9
Capital reserve of Rs. 847.3 million (March 31, 2022 Rs. 847.3 million) represents reserve recognised on amalgamation being the difference between consideration amount and net assets of the transferor company.				
Capital reserve of Rs. 20.6 million (March 31, 2022 Rs. 20.6 million) represents reserve recognised as Investment subsidy received from the government.				
Capital reserve of Rs. 66.0 million (March 31, 2022 Rs. 66.0 million) represents reserve recognised on account of forfeiture of equity warrants.				
<b>b) Securities premium</b>				
Opening balance	3,333.7		3,333.7	
Add: Addition during the year	-	3,333.7	-	3,333.7
This reserve represents amount of premium recognised on issue of shares to shareholders at a price more than its face value.				
<b>c) General reserve</b>				
Opening balance	782.5		558.4	
Add: Addition on share options exercised*	75.8		84.6	
Add: Addition on share options exercised**	218.7	1,077.0	139.5	782.5
* Represents difference (net of tax) between exercise price of the share options to the eligible employees and cost of treasury shares.				
** Represents difference between fair value of options on date of grant and exercise price under the share options scheme to the eligible employees.				
The general reserve is used from time to time to transfer profits from retained earnings for appropriation purposes. The general reserve is created by a transfer from one component of equity to another.				
<b>d) Trident employee welfare trust reserve</b>				
Opening balance	-		-	
Add: Addition on share options exercised*	308.5	308.5	-	-
* Represents difference (net of tax) between sale of shares by Trident Limited employee welfare trust and cost of treasury shares and this reserve can only be utilised for the purpose of employee welfare schemes by Trident Limited Employee Welfare Trust.				
<b>e) PPE fair valuation reserve</b>				
Opening balance	6,907.7		6,907.7	
Add: Addition during the year	-	6,907.7	-	6,907.7
This reserve represents amount recognised on fair valuation of property, plant and equipment (freehold land) pursuant to first time adoption of Ind AS 101 net of reversal of deferred tax liabilities as at the time of transition to Ind AS. The impact of reversal of deferred tax liability thereafter on account of indexation benefit has been taken to retained earnings.				
<b>f) Treasury shares</b>				
Opening balance	(684.9)		(751.0)	
Add: Change during the year (Refer note 43 B)	204.8	(480.1)	66.1	(684.9)
This reserve represents own equity shares held by Trident Limited Employee Welfare Trust.				
<b>g) Other comprehensive income</b>				
Opening balance	65.5		155.2	
Movement in effective portion of cash flow hedge reserve	(10.4)	55.1	(89.7)	65.5
This reserve represents the cumulative effective portion of gains or losses, net of taxes arising on changes in fair value of designated portion of hedging instruments entered into for cash flow hedges. The cumulative gain or loss arising on changes in fair value of the designated portion of the hedging instruments that are recognised and accumulated under the heading of cash flow hedging reserve will be reclassified to the Statement of Profit and Loss only when the hedged transaction affects the profit or loss.				

## Notes to Standalone Ind AS Financial Statements

as at and for the year ended March 31, 2023

(All amounts in Rs. Million, unless otherwise stated)

### NOTE 15 - OTHER EQUITY (Contd..)

Particulars	As at March 31, 2023		As at March 31, 2022	
<b>h) Capital redemption reserve</b>				
Opening balance	600.0		600.0	
Add: Transferred from retained earnings	-	600.0	-	600.0
Capital redemption reserve has been created pursuant to Section 55 of the Companies Act, 2013 on account of redemption of preference shares out of the profits of the Company.				
<b>i) Share based payment reserve</b>				
Opening balance	-		-	
Add: Compensation options granted during the year	224.8		139.5	
Less: Options exercised during the year (refer note 43 B)	(218.7)	6.1	(139.5)	-
The above relates to share options granted by the Company under its employee share option plans. The share options-based payment reserve is used to recognise the grant date fair value of options issued to employees under Employee stock option plan. Upon exercise of the share options by the employees, difference of fair value of options on date of grant and exercise price of the share options is transferred to general reserve. Further information about share based payments to employees is set out in Note 43.				
<b>j) Retained earnings</b>				
Opening balance	20,937.8		16,331.6	
Add: Profit for the year	4,219.0		8,149.5	
Add: Other comprehensive income net of income tax	65.3		54.5	
Less: Interim dividend (Rs. 0.36 per share) (Previous year Rs. 0.36 per share)*	1,802.3		1,799.3	
Less: Final dividend declared and distributed for the year ended March 31, 2021 to equity shareholders (Previous year Rs. 0.36 per share)**	-	23,419.8	1,798.5	20,937.8
<b>Total</b>		<b>36,161.7</b>		<b>32,876.2</b>

\*Interim dividend declared and distributed is after waiver of dividend of Rs. 32.3 million on equity shares held by Trident Limited Employee Welfare Trust (Previous year Rs. 35.3 million represented adjustment of interim dividend related to equity shares held by Trident Limited Employee Welfare Trust).

\*\*Final dividend declared and distributed for the year ended March 31, 2021 is after adjusting dividend of (Previous year of Rs. 36.1 million) related to equity shares held by Trident Limited Employee Welfare Trust.

Retained earnings refer to net earnings not paid out as dividends, but retained by the Company to be reinvested in its core business. This amount is available for distribution of dividends to its equity shareholders.

### NOTE 16 - NON CURRENT BORROWINGS

Particulars	As at	As at
	31 March 2023	March 31, 2022
<b>Non convertible debentures</b>		
Nil (Previous year: 6.83%, 1250, Senior, Secured, Rated, Listed, Redeemable, Non-Convertible Debentures (NCD) of face value of Rs. 7,50,000 each) (net of unamortised borrowing cost of Rs. Nil (Previous year Rs. 1.4 million)#	-	936.1
9.00%, 250, Senior, Secured, Un Rated, Un-listed, Redeemable, Non-Convertible Debentures (NCD) of face value of Rs. 10,00,000 each*	250.0	-
Less: disclosed as current maturities under short term borrowings (refer note 18)	-	311.7
<b>Non convertible debentures</b>	<b>250.0</b>	<b>624.4</b>
<b>Term loans - secured</b>		
From banks	7,792.5	2,468.3
<b>Other loans - secured</b>		
Vehicle loans from banks	-	3.9
<b>Total</b>	<b>8,042.5</b>	<b>3,096.6</b>

## Notes to Standalone Ind AS Financial Statements

as at and for the year ended March 31, 2023

(All amounts in Rs. Million, unless otherwise stated)

### NOTE 16 - NON CURRENT BORROWINGS (Contd..)

#### a) Non Convertible debentures

\*The non-convertible debentures are secured against pledge of receipt of bank deposit of Rs. 275.0 million. (refer note 5 and note 42-I(B))

#The non-convertible debentures were secured by way of first ranking pari-passu charge by way of mortgage (shared between the Debentures Trustee and Existing Lenders) on the mortgaged properties, first ranking pari-passu charge by way of hypothecation (shared between the Debentures Trustee and Existing Lenders) on the movable fixed assets and second ranking pari-passu charge by way of hypothecation (as shared between the Debentures Trustee and the Existing Lenders) on the hypothecated assets (excluding the moveable fixed assets) of the Company as defined in trust deed.

As per debenture trustee deed, the Debenture holder had the right to either reset the interest rate type from fixed to floating and to increase the effective rate of interest on the NCD w.e.f. November 3, 2022 or in the event, the same is not acceptable to the Company, the put option would be deemed to be exercised by the Debenture Holder and the Company had to repay the entire outstanding along with all dues payable to Debenture Holder on November 3, 2022.

During the current year, the Debenture holder of the Company has requested to increase the effective rate of interest on the NCD w.e.f. November 3, 2022. However the Company on the basis of approval of the Financial Management Committee has exercised the put option and accordingly the Company has repaid the entire outstanding amount of NCDs on November 2, 2022. (refer note 42-II (B))

#### b) Term loans

Term loans from banks are secured by way of equitable mortgage created or to be created on all the present and future immovable properties including land, buildings, structures, all plant and equipment attached thereon of the Company related to the specific capital project completed/in progress and hypothecation of all the movable properties including movable machinery, spares, tools and accessories, etc., present and future, subject to prior charges created and / or to be created in favour of the Company's bankers on stocks of raw materials, semi finished and finished goods, consumable stores and other movable assets excluding vehicles specifically hypothecated against vehicle loans, as may be required for working capital requirements in the ordinary course of business. The mortgages and charges referred to above are pari-passu among the lenders. (refer note 42-I(A) and 42-II (A)). The amount disclosed as above is net of Current maturities of long-term debts - secured of Rs. 179.4 million (Previous year Rs. 163.6 million).

The interest rates range from 6.25% to 9.80% per annum (Previous year 6.65% to 8.80% per annum) before Interest subsidy under Technology Upgradation Fund Scheme from State Government of Madhya Pradesh.

#### c) Vehicles loans

Vehicle loans were secured by hypothecation of vehicles acquired against such loans (refer note 42(C) for repayment terms).The amount disclosed as above is net of Current maturities of long-term debts - secured of Rs. Nil (Previous year Rs. 5.0 million).

The interest rates range from Nil (Previous year 7.40% to 8.80% per annum).

For the current maturities of long-term borrowings, refer note 18 short term borrowings.

### NOTE 17 - OTHER NON CURRENT FINANCIAL LIABILITIES

Particulars	As at March 31, 2023	As at March 31, 2022
Payables on purchase of property, plant and equipment	32.8	40.3
<b>Total</b>	<b>32.8</b>	<b>40.3</b>

### NOTE 18 - SHORT TERM BORROWINGS

Particulars	As at March 31, 2023	As at March 31, 2022
Cash credit/export packing credit/working capital loans from banks - Secured	5,519.2	12,129.3
Current maturities of long-term debts - secured (refer note 16)	179.4	480.3
<b>Total</b>	<b>5,698.6</b>	<b>12,609.6</b>

## Notes to Standalone Ind AS Financial Statements

as at and for the year ended March 31, 2023

(All amounts in Rs. Million, unless otherwise stated)

### NOTE 18 - SHORT TERM BORROWINGS (Contd..)

#### Cash credit/export packing credit/working capital loans from banks

Cash credit/export packing credit/working capital loans from banks are secured by hypothecation of raw materials, semi finished and finished goods, consumable stores, other movable assets excluding vehicles specifically hypothecated against vehicle loans and book debts, present and future, of the Company.

The interest rates for cash credit/export packing credit/working capital loans from banks range from 4.95% to 8.50% (Previous year 4.75% to 7.30% per annum) before subvention.

The Company has been sanctioned working capital limits from banks during the year on the basis of security of current assets of the Company. The revised quarterly returns/statements filed by the Company for each quarter with such banks are in agreement with the books of accounts of the Company.

### NOTE 19 - TRADE PAYABLES - CURRENT

Particulars	As at March 31, 2023	As at March 31, 2022
i) Outstanding dues to micro enterprises and Small enterprises (refer note 36)	1,553.1	694.9
ii) Outstanding dues to other than micro enterprises and small enterprises		
- to related parties (refer note 39)	265.7	99.5
- to others	3,665.3	3,751.5
<b>Total</b>	<b>3,931.0</b>	<b>3,851.0</b>
<b>Total</b>	<b>5,484.1</b>	<b>4,545.9</b>

For Trade payable ageing Refer Note 57

### NOTE 20 - OTHER CURRENT FINANCIAL LIABILITIES

Particulars	As at March 31, 2023	As at March 31, 2022
Interest accrued but not due on borrowings	12.1	10.0
Payable to employees		
- to related parties (refer note 39)	6.6	6.7
- to others	684.1	665.5
Payables on purchase of Property, plant and equipment and intangible assets*	1,337.8	509.8
Security deposits	88.3	85.1
Financial liabilities at fair value through OCI		
Foreign exchange forward contracts and option contracts		
Cash flow hedges	7.9	11.3
Financial liabilities at fair value through profit or loss		
Forward exchange forward contracts	0.5	5.2
Unclaimed dividend**	150.4	148.6
Other liabilities***	75.2	64.6
<b>Total</b>	<b>2,362.9</b>	<b>1,506.8</b>

\* Include total outstanding dues of micro enterprises and small enterprises of Rs. 148.4 million (Previous year Rs. 87.8 million)

\*\* Will be credited to Investor Education and Protection Fund on the expiry of 7 years from the date of transfer to respective unpaid dividend accounts.

\*\*\* Include payable to related parties of Rs. 54.4 million (Previous year Rs. 52.0 million) (refer note 39).

### NOTE 21 - PROVISIONS

Particulars	As at March 31, 2023	As at March 31, 2022
Provision for employee benefits		
Leave benefits	104.5	196.6
<b>Total</b>	<b>104.5</b>	<b>196.6</b>



## Notes to Standalone Ind AS Financial Statements

as at and for the year ended March 31, 2023

(All amounts in Rs. Million, unless otherwise stated)

### NOTE 22 - OTHER CURRENT LIABILITIES

Particulars	As at March 31, 2023	As at March 31, 2022
Statutory remittances	378.3	290.2
Interest on income tax	3.4	14.1
Advances from customers*	401.8	479.2
	<b>783.5</b>	<b>783.5</b>

\* Include payable to related party of Rs. 1.4 million (Previous year Rs. Nil) refer note 39.

### NOTE 23 - CURRENT TAX LIABILITIES (NET)

Particulars	As at March 31, 2023	As at March 31, 2022
Provision for current income tax (net of advance tax)	65.7	259.6
	<b>65.7</b>	<b>259.6</b>

### NOTE 24 - REVENUE FROM OPERATIONS

Particulars	For the year ended March 31, 2023	For the year ended March 31, 2022
<b>Sale of products :</b>		
<b>Finished goods</b>		
- Yarn	13,902.5	17,609.3
- Towel	21,813.6	25,363.7
- Bedsheets	8,857.5	10,648.0
- Paper and Chemicals	13,266.3	9,726.8
<b>Others</b>		
- Waste	1,230.3	1,661.7
- Others	17.9	16.0
	<b>59,088.1</b>	<b>65,025.5</b>
<b>Traded</b>		
- Towel	208.8	-
- Bedsheets	-	116.7
- Paper	60.6	-
	<b>269.4</b>	<b>116.7</b>
<b>Sale of services</b>	0.2	0.4
	<b>0.2</b>	<b>0.4</b>
<b>Other operating revenue:</b>		
Export incentives on manufactured goods (refer note 50)	3,129.4	3,871.1
Investment promotion assistance	187.6	178.1
	<b>3,317.0</b>	<b>4,049.2</b>
<b>Total</b>	<b>62,674.7</b>	<b>69,191.8</b>

#### a. Revenue from contracts with customers disaggregated based on nature of products

Particulars	For the year ended March 31, 2023	For the year ended 31 March 2022
<b>Revenue from sale of products and services</b>		
Finished goods and others		
- Yarn	13,902.5	17,609.3
- Towel	21,813.6	25,363.7
- Bedsheets	8,857.5	10,648.0

## Notes to Standalone Ind AS Financial Statements

as at and for the year ended March 31, 2023

(All amounts in Rs. Million, unless otherwise stated)

### NOTE 24 - REVENUE FROM OPERATIONS (Contd..)

Particulars	For the year ended March 31, 2023	For the year ended 31 March 2022
- Paper and chemicals	13,266.3	9,726.8
- Waste	1,230.3	1,661.7
- Others	17.9	16.0
Traded Sales of Towel	208.8	-
Traded Sales of Bedsheets	-	116.7
Traded Sales of Paper	60.6	-
Sale of services	0.2	0.4
	<b>59,357.7</b>	<b>65,142.6</b>

Set out below is the revenue from contracts with customers and reconciliation to Statement of Profit and Loss

Particulars	For the year ended March 31, 2023	For the year ended March 31, 2022
Total revenue from contracts with customers	59,357.7	65,142.6
Add: Items not included in disaggregated revenue:		
- Export incentives on finished goods (refer note 50)	3,129.4	3,871.1
- Investment promotion assistance	187.6	178.1
<b>Revenue from operations as per the Statement of Profit and Loss</b>	<b>62,674.7</b>	<b>69,191.8</b>

#### b. Contract balances:

The following table provides information about receivables, contract assets and contract liabilities from contracts with customers:

Particulars	For the year ended March 31, 2023	For the year ended March 31, 2022
Trade receivables	2,720.2	5,285.3
Advances from customers	401.8	479.2

### NOTE 25 - OTHER INCOME

#### a) Interest income

Particulars	For the year ended March 31, 2023	For the year ended March 31, 2022
- On bank deposits (at amortised cost)	146.1	56.3
- On other financial assets (at amortised cost)	20.4	17.7
	<b>166.5</b>	<b>74.0</b>

#### b) Others

Particulars	For the year ended March 31, 2023	For the year ended March 31, 2022
<b>Fair value gain on financial instruments measured at fair value through profit and loss:</b>		
- Fair valuation gain on non current investments (net)	-	0.7
- Profit on sale of non current investments	-	1.4
Profit on sale of current investments	-	0.1
Bad debts recovered	0.4	31.2
Investment in associate recognised (written off in earlier years) (refer note 4 (a))	-	1.1

## Notes to Standalone Ind AS Financial Statements

as at and for the year ended March 31, 2023

(All amounts in Rs. Million, unless otherwise stated)

### NOTE 25 - OTHER INCOME (Contd..)

Particulars	For the year ended March 31, 2023	For the year ended March 31, 2022
Gain on disposal of property, plant and equipment (net)	5.3	35.7
Insurance claims	15.3	24.7
Miscellaneous income	50.5	54.5
	<b>71.5</b>	<b>149.4</b>
<b>Total</b>	<b>238.0</b>	<b>223.4</b>

### NOTE 26 - COST OF RAW MATERIALS CONSUMED

Particulars	For the year ended March 31, 2023	For the year ended March 31, 2022
<b>Raw materials consumed</b>		
Opening stock	8,797.6	6,713.2
Add: Purchase of raw materials *	30,685.4	35,773.8
	<b>39,483.0</b>	<b>42,487.0</b>
Less: Closing stock	5,631.5	8,797.6
<b>Net consumption (Refer (a) below)</b>	<b>33,851.5</b>	<b>33,689.4</b>
* net of sales of raw materials of Rs. 165.7 million (Previous year Rs. 522.5 million)		
<b>a) Raw materials consumed comprises:</b>		
Cotton and fibers	23,246.5	24,282.6
Yarn	3,524.3	3,327.5
Dyes and chemicals	4,045.7	4,021.2
Agro based products	3,035.0	2,058.1
<b>Total</b>	<b>33,851.5</b>	<b>33,689.4</b>

### NOTE 27 - PURCHASE OF STOCK IN TRADE

Particulars	For the year ended March 31, 2023	For the year ended March 31, 2022
Towel	208.8	-
Bedsheets	-	118.3
Paper	63.1	-
<b>Total</b>	<b>271.9</b>	<b>118.3</b>

### NOTE 28 - CHANGES IN INVENTORIES OF FINISHED GOODS, WASTE, STOCK IN TRADE AND WORK-IN-PROGRESS

Particulars	For the year ended March 31, 2023		For the year ended March 31, 2022	
Opening Stock				
Finished goods	1,824.6		1,361.2	
Waste	96.9		77.9	
Work-in-progress	1,780.5	3,702.0	1,493.3	2,932.4
Less : Closing Stock				
Finished goods	2,042.9		1,824.6	
Waste	206.3		96.9	
Stock in trade	5.6		-	
Work-in-progress	1,941.8	4,196.6	1,780.5	3,702.0
<b>Changes in inventories of finished goods, waste, work-in-progress and stock in trade</b>		<b>(494.6)</b>		<b>(769.6)</b>

## Notes to Standalone Ind AS Financial Statements

as at and for the year ended March 31, 2023

(All amounts in Rs. Million, unless otherwise stated)

### NOTE 29 - EMPLOYEE BENEFITS EXPENSES

Particulars	For the year ended March 31, 2023	For the year ended March 31, 2022
Salaries and wages*	5,513.6	6,020.0
Employee share based payment expense (Refer Note 43)**	220.3	139.5
Contribution to provident and other funds	365.4	401.2
Staff welfare expenses	144.9	87.7
<b>Total</b>	<b>6,244.2</b>	<b>6,648.4</b>

\* Net of Rs. 7.2 million (Previous year Rs. Nil) subsidy received from Government.

\*\* net of recovery of Rs. 4.5 million (Previous year Rs. Nil) from related parties (refer note 39).

### NOTE 30 - FINANCE COSTS

Particulars	For the year ended March 31, 2023	For the year ended March 31, 2022
(a) Interest expense :		
- On term loans, non convertible debentures, commercial paper, working capital loans etc. (net of interest subsidy of Rs. 106.2 million (Previous year Rs. 74.4 million)*)	888.6	789.7
- On lease liabilities (refer note 41)	23.1	22.9
- On security deposits	3.4	2.5
Less: Amount included in the cost of qualifying assets	(158.8)	(3.4)
<b>Interest expenses on financial liabilities measured at amortised cost</b>	<b>756.3</b>	<b>811.7</b>
(b) Other borrowing costs	17.3	45.5
<b>Total</b>	<b>773.6</b>	<b>857.2</b>

\* Includes interest on income tax of Rs. 3.1 million (Previous year Rs. 13.1 million)

### NOTE 31 - OTHER EXPENSES

Particulars	For the year ended March 31, 2023	For the year ended March 31, 2022
Stores and spares consumed	813.8	1,051.8
Packing materials consumed	2,131.7	2,472.0
Power and fuel (net of utilized by others) *	5,706.9	5,485.5
Water charges	151.9	139.5
Job charges	105.2	332.7
Rent (refer note 41)	20.1	27.7
Repairs and maintenance		
- Plant and equipment	159.5	132.9
- Buildings	72.4	102.4
- Others	169.0	113.8
Materials handling charges	182.1	205.4
Insurance charges	294.4	233.9
Rates and taxes	35.6	35.6
Commission on sales	924.8	870.9
Freight, clearing and octroi charges	997.9	1,416.5
Claims	144.9	204.9
Advertisement and business promotion	307.0	312.9
Auditors' remuneration (refer note 34)	18.9	16.3
Travelling and conveyance	186.1	108.5
Postage and telephone	40.2	31.4

## Notes to Standalone Ind AS Financial Statements

as at and for the year ended March 31, 2023

(All amounts in Rs. Million, unless otherwise stated)

### NOTE 31 - OTHER EXPENSES (Contd..)

Particulars	For the year ended March 31, 2023		For the year ended March 31, 2022	
Legal and professional		757.6		1,004.8
Irrecoverable balances written off (net)	7.2		149.8	
Less: Adjusted from provision for trade receivables and doubtful debts and advances	(0.4)	6.8	(30.0)	119.8
Expected credit loss allowance on trade receivables		-		5.5
Fair value loss on non-current investments		2.8		-
Charity and donation		60.8		42.5
Contribution to political parties		2.5		72.3
Expenditure on corporate social responsibility (refer note 48)		128.3		90.5
Loss on Fire (net) (Refer Note 53)		-		73.5
Miscellaneous expenses		189.8		150.4
<b>Total</b>		<b>13,611.0</b>		<b>14,853.9</b>

\* Net of Rs. 107.2 million (Previous year Rs. 92.8 million) subsidy received from Government

### NOTE 32 - CONTINGENT LIABILITIES (TO THE EXTENT NOT PROVIDED FOR)

Particulars	As at March 31, 2023	As at March 31, 2022
A Contingent liabilities		
Claims* (excluding claims by employees where amounts are not ascertainable) not acknowledged as debt:		
- Service tax	67.0	66.7
- Income tax	34.4	23.0
- Sales Tax	0.7	0.7

A. Contingent liabilities under service tax of Rs. 67.0 million (Previous year Rs. 66.7 million) represents:

- Demand and penalty of Rs. 66.7 million (Previous year Rs. 66.7 million) for service tax under reverse charge basis on commission paid to non-executive Directors for the financial year 2014-15 to 2016-17. During the previous year, the Company had filed an appeal before CESTAT Ludhiana.
- Demand and penalty of Rs. 0.3 million (Previous year Rs Nil) for service tax under reverse charge basis on notice pay recovery for the financial year 2017-2018. During the current year, the Company has filed an appeal against the same.

B. Contingent liabilities under Income Tax Act, 1961 of Rs. 34.4 million (Previous year Rs.23.0 million) include:

- Rs. 6.1 million (Previous year Rs. 6.1 million) being penalties under Section 271(1)(c) of Income Tax Act, 1961 levied for assessment years 2004-2005 and 2006-2007.
- Other disputed demands of Rs. 28.30 million pertaining to assessment year 2015-2016, 2016-2017 and 2019-2020 (Previous year Rs. 16.9 million pertaining to assessment year 2013 -14, 2015-16, 2016-17,2018-19 and 2019-2020).

\* These matters are subject to legal proceedings in the ordinary course of business. In the opinion of the management, legal proceedings when ultimately concluded will not have a material effect on the results of operations or financial position of the Company. Based on the favourable orders in similar matters and based on the opinion of legal counsel of the Company, the Company has a good chance of winning the cases.

C. There are numerous interpretative issues relating to the Supreme Court (SC) judgement on PF dated 28th February, 2019. As a matter of caution, the Company has applied the judgement on a prospective basis from the date of the SC order. The Company will update its provision for the period prior to the Supreme Court judgement, on receiving further clarity on the subject.

## Notes to Standalone Ind AS Financial Statements

as at and for the year ended March 31, 2023

(All amounts in Rs. Million, unless otherwise stated)

### NOTE 33 - COMMITMENTS

Particulars	As at March 31, 2023	As at March 31, 2022
a) Estimated amount of contracts remaining to be executed on capital account (net of advances)	2,929.1	4,646.5
b) For lease commitments please refer note 41		
c) Other commitments #		

# The Company has other commitments for purchase/sale orders which are issued after considering requirements as per the operating cycle for purchase/sale of goods and services, and employee benefits. The Company does not have any long term commitment or material non cancellable contractual commitments/ contracts which might have a material impact on the standalone Ind AS financial statements of the Company.

### NOTE 34 - AUDITORS' REMUNERATION

Particulars	As at March 31, 2023	As at March 31, 2022
As auditors:		
- Audit Fee	8.3	7.4
- Tax Audit Fee	1.5	1.5
- Limited reviews	5.2	4.5
In other capacities:		
Certifications/others	3.0	2.8
Reimbursement of expenses	0.9	0.1

### NOTE 35 - EMPLOYEE BENEFITS

#### a) Defined contribution plans

The Company makes contribution towards employees' provident fund scheme. Under the scheme, the Company is required to contribute a specified percentage of salary, as specified in the rules of the scheme. The Company has recognised Rs. 264.8 million during the year (Previous year Rs. 286.7 million) as expense towards contribution to this plan. An amount of Rs. 9.1 million (Previous year Rs. 2.6 million) has been included under Property, plant and equipment / Capital work in progress. Further amount of Rs. 0.3 million (Previous year Rs. 0.6 million) and Rs. 0.1 million (Previous year Rs. 0.3 million) has been reimbursed under Deen Dayal Upadhyay Gramin Kaushal Yojna and Scheme for Capacity Building in Textile Sector (Samarth Scheme) respectively.

Particulars	For the year ended March 31, 2023	For the year ended March 31, 2022
Contribution to provident fund (including contribution to Pension fund)	274.3	290.2

#### b) Defined benefit plans

##### Gratuity scheme

The Company has a defined gratuity plan (funded) and the Gratuity plan is governed by The Payment of Gratuity Act 1972 ("Act"). Under the Act, employees who have completed five years of service are entitled for gratuity benefit of 15 days salary for each completed year of service or part thereof in excess of six months. The amount of benefit depends on respective employee's salary, the years of employment and retirement age of the employee and the gratuity benefit is payable on termination/retirement of the employee. There is no maximum limit for the payment of gratuity benefit. The present value of obligation is determined based on an actuarial valuation as at the reporting date using the Projected Unit Credit Method.

The fund has the form of an irrevocable trust and it is governed by Board of Trustees. The Board of trustees is responsible for the administration of the plan assets and for the definition of investment strategy. The scheme is funded with qualifying insurance policies. The Company is contributing to trusts towards the payment of premium of such gratuity schemes

## Notes to Standalone Ind AS Financial Statements

as at and for the year ended March 31, 2023

(All amounts in Rs. Million, unless otherwise stated)

### NOTE 35 - EMPLOYEE BENEFITS (Contd..)

The following table sets out the details of defined benefit plan and the amounts recognised in the standalone Ind AS financial statements:

#### (I) Components of Net Benefit Expense

S. No.	Particulars	For the year ended March 31, 2023	For the year ended March 31, 2022
1	Current service cost	91.0	101.3
2	Net interest (Income)	(12.2)	(4.4)
3	<b>Total expense recognised in the Statement of Profit and Loss*</b>	<b>78.8</b>	<b>96.9</b>
	Re-measurements recognised in Other Comprehensive Income (OCI)		
4	Effect of changes in financial assumptions	(20.3)	(11.2)
5	Effect of experience adjustments	(60.3)	(52.2)
6	Return on plan assets (greater)/less than discount rate	(6.6)	(9.4)
7	<b>Total (gain) of re-measurements included in OCI</b>	<b>(87.2)</b>	<b>(72.8)</b>

\* Includes Rs. 4.0 million (Previous year Rs. 1.7 million) which has been capitalised and not debited to Statement of Profit and Loss.

\* includes Rs. 0.4 million (Previous year Rs. 0.5 million) which has been reimbursed under Deen Dayal Upadhyay Gramin Kaushal Yojna and Scheme for Capacity Building in Textile Sector (Samarth Scheme)

\* excludes Rs. 7.8 million (Previous year Rs. Nil) gratuity liability payable to subsidiary company which is debited to Statement of Profit and Loss.

#### (II) Net asset recognised in Balance Sheet

S. No.	Particulars	As at March 31, 2023	As at March 31, 2022
1	Present value of defined benefit obligation	(534.3)	(655.5)
2	Fair value of plan assets	1,022.0	767.5
3	Recoverable from Trident trust	(360.0)	-
4	Net defined benefit assets	127.7	112.0

#### (III) Change in present value of defined benefit obligation

S. No.	Particulars	As at March 31, 2023	As at March 31, 2022
1	Present value of defined benefit obligation at the beginning of the year	655.5	717.9
2	Current service cost	91.0	101.3
3	Interest cost	35.5	37.6
	<b>Remeasurement gains / (losses):</b>		
4	Effect of changes in financial assumptions	(20.3)	(11.2)
5	Effect of experience adjustments	(60.3)	(52.2)
6	Benefits paid	(167.1)	(137.9)
7	Present value of defined benefit obligation at the end of the year	<b>534.3</b>	<b>655.5</b>

#### (IV) Change in fair value of Plan assets

S. No.	Particulars	As at March 31, 2023	As at March 31, 2022
1	Fair value of plan assets at the beginning of the year	767.5	731.7
2	Interest income on plan assets	47.7	42.0
3	Employer contributions	367.3	122.3
4	Return on plan assets greater / (lesser) than discount rate	6.6	9.4
5	Benefits paid	(167.1)	(137.9)
6	Fair value of assets at end of the year	<b>1,022.0</b>	<b>767.5</b>

The fund managers do not disclose the composition of their portfolio investments, accordingly break-down of plan assets by investment type has not been disclosed.

## Notes to Standalone Ind AS Financial Statements

as at and for the year ended March 31, 2023

(All amounts in Rs. Million, unless otherwise stated)

### NOTE 35 - EMPLOYEE BENEFITS (Contd..)

(V) The assumptions used in accounting for the defined benefit plan are set out below:

S. No.	Particulars	As at March 31, 2023	As at March 31, 2022
1	Discount rate (%)	7.10%	6.20%
2	Pre-retirement mortality	Indian Assured Lives Mortality (2006-08) Ult.	Indian Assured Lives Mortality (2006-08) Ult.
3	Salary increase rate *	6.00%	6.00%
4	Attrition rate	18.00%	18.00%
5	Retirement age	58 Years	58 Years

\* The estimate of future salary increases take account of inflation, seniority promotion and other relevant factors, such as supply and demand in the employment market.

(VI) Net asset / (liability) recognised in Balance Sheet (including experience adjustment impact)

S. No.	Particulars	As at March 31, 2023	As at March 31, 2022
1	Present value of defined benefit obligation	(534.3)	(655.5)
2	Net asset/(liability)	127.7	112.0
3	Experience adjustment of obligation (gain)/ loss	(60.3)	(52.2)

#### (VII) Actuarial risks

Through its defined benefit plans, the Company is exposed to a number of risks, the most significant of which are detailed below:

##### Interest rate risk

The defined benefit obligation calculated uses a discount rate based on government bonds. If bond yields fall, the defined benefit obligation will tend to increase.

##### Salary Inflation risk

Higher than expected increases in salary will increase the defined benefit obligation.

##### Demographic risk

This is the risk of variability of results due to unsystematic nature of decrements that include mortality, withdrawal, disability and retirement. The effect of these decrements on the defined benefit obligation is not straight forward and depends upon the combination of salary increase, discount rate and vesting criteria. It is important not to overstate withdrawals because in the financial analysis the retirement benefit of a short career employee typically costs less per year as compared to a long service employee.

(VIII) Sensitivity Analysis- Impact on defined benefit obligation

S. No.	Particulars	March 31, 2023 Increase/ (Decrease)	March 31, 2022 Increase/ (Decrease)
1	Discount Rate + 50 basis points	(10.5)	(13.4)
2	Discount Rate - 50 basis points	11.0	14.0
3	Salary Increase Rate + 0.5%	11.1	14.0
4	Salary Increase Rate - 0.5%	(10.7)	(13.5)
5	Attrition Rate + 5%	1.3	(8.3)
6	Attrition Rate - 5%	(3.7)	8.6

The sensitivity analysis presented above may not be representative of the actual changes in the defined benefit obligations as it is unlikely that the change in assumptions would occur in isolation of one another as some of the assumption may be correlated.

## Notes to Standalone Ind AS Financial Statements

as at and for the year ended March 31, 2023

(All amounts in Rs. Million, unless otherwise stated)

### NOTE 35 - EMPLOYEE BENEFITS (Contd..)

Furthermore, in presenting the above sensitivity analysis the present value of the defined benefit obligations has been calculated using the projected unit credit method at the end of the reporting period, which is the same as that applied in calculating the defined benefit obligation liability recognised in the standalone Ind AS financial statements.

There was no change in the methods and assumptions used in preparing the sensitivity analysis from prior years.

The sensitivity analysis above have been determined based on reasonably possible changes of the respective assumption occurring at the end of the reporting period, while holding all other assumptions constant.

The following benefit payments (undiscounted) are expected in future years:

Year ending	As at March 31, 2023
March 31, 2024	125.2
March 31, 2025	99.5
March 31, 2026	95.4
March 31, 2027	96.9
March 31, 2028	97.9
March 31, 2029 to March 31, 2033	558.1

The average duration of the defined benefit obligation at the end of the reporting period is 5 years (Previous year 5 years)

The expected employer contribution for the next year is Nil (Previous year Nil)

### NOTE 36 - DISCLOSURES REQUIRED UNDER SECTION 22 OF THE MICRO, SMALL AND MEDIUM ENTERPRISES DEVELOPMENT ACT, 2006

Particulars	As at March 31, 2023	As at March 31, 2022
The principal amount and the interest due thereon remaining unpaid to any supplier as at the end of each accounting year		
- Principal amount due to micro and small enterprises*	1,701.5	782.7
- Interest due on above	-	-
The amount of interest paid by the buyer in terms of Section 16 of the MSMED Act 2006 along with the amounts of the payment made to the supplier beyond the appointed day during each accounting year.	-	-
The amount of interest due and payable for the period of delay in making payment (which have been paid but beyond the appointed day during the year) but without adding the interest specified under the MSMED Act 2006.	-	-
The amount of interest accrued and remaining unpaid at the end of each accounting year.	-	-
The amount of further interest remaining due and payable even in the succeeding years, until such date when the interest due as above are actually paid to the small enterprise for the purpose of disallowance as a deductible expenditure under Section 23 of the MSMED Act 2006	-	-

Dues to Micro, Small and Medium Enterprises have been determined to the extent such parties have been identified on the basis of information collected by the management.

\* Include total outstanding dues of micro enterprises and small enterprises of Rs. 1,553.1 million (Previous year Rs. 694.9 million) included in Trade Payables

\* Include total outstanding dues of micro enterprises and small enterprises of Rs. 148.4 million (Previous year Rs.87.8 million) payables against purchase of Property, plant and equipment and intangible assets.

## Notes to Standalone Ind AS Financial Statements

as at and for the year ended March 31, 2023

(All amounts in Rs. Million, unless otherwise stated)

### NOTE 37 - EARNING PER SHARE

The earnings per share (EPS) disclosed in the statement of profit and loss have been calculated as under:

Particulars		As at March 31, 2023	As at March 31, 2022
Profit for the year as per Statement of Profit and Loss (Rs. million)	(A)	4,219.0	8,149.5
Weighted average number of equity shares (number)	(B)	5,09,59,55,670	5,09,59,55,670
Weighted average number of Treasury shares held by Trust (number)	(C)	8,69,48,897	9,65,08,625
Potential dilutive equity shares (number)	(D)	6,54,504	-
Weighted average number of equity shares in computing basic earning per share (number)	(E)=(B-C)	5,00,90,06,773	4,99,94,47,045
Weighted average number of equity shares in computing diluted earning per share (number)	(F)=(B-D)	5,00,96,61,277	4,99,94,47,045
Basic earning per share (Rs. per share) (face value of Re. 1 each)	(A/E)	0.84	1.63
Diluted earning per share (Rs. per share) (face value of Re. 1 each)	(A/F)	0.84	1.63

### NOTE 38 - PROJECT AND PRE OPERATIVE EXPENSES PENDING ALLOCATION (INCLUDED IN CAPITAL WORK IN PROGRESS)

Particulars	As at March 31, 2023	As at March 31, 2022
<b>Opening balance:</b>		
Add: Expenses incurred during the year:		
Raw materials consumed	22.6	-
<b>Employee benefits expenses</b>		
- Salaries and wages	230.2	86.4
- Contribution to provident and other funds	13.1	4.3
- Staff welfare expenses	3.6	0.7
<b>Finance costs</b>		
- On term loans*	158.8	3.4
Stores and spares consumed	2.6	2.8
Packing materials consumed	0.5	-
Power and fuel	5.6	1.3
Insurance charges	0.7	0.9
Rates and taxes	5.7	16.3
Travelling and conveyance	24.1	3.4
Legal and professional	65.0	35.7
Miscellaneous expenses	19.5	3.6
<b>Less: Sale of products</b>		
- Towel	(10.6)	-
- Bedsheets	(12.8)	-
<b>Total</b>	<b>656.7</b>	<b>200.2</b>
Less: Allocated to property, plant and equipment	361.1	72.1
<b>Closing balance included in capital work in progress</b>	<b>295.6</b>	<b>128.1</b>

\* comprises of Rs. 158.8 million (Previous year Rs. 3.4 million) on specific borrowings taken.

## Notes to Standalone Ind AS Financial Statements

as at and for the year ended March 31, 2023

(All amounts in Rs. Million, unless otherwise stated)

### NOTE 39 - RELATED PARTY DISCLOSURES

The related party disclosures as per Ind AS-24 are as under:

#### A. Name of related party and nature of related party relationship

##### (i) Enterprises where control exists:

##### a) Enterprises that controls the Company

Madhuraj Foundation (directly or indirectly holds majority voting power)

##### b) Enterprises that are controlled by the Company, i.e. subsidiary company.

- Trident Global Corp Limited
- Trident Europe Limited
- Trident Global Inc.\*
- Trident Home Textiles Limited (w.e.f. December 1, 2022)
- Trident Home Décor Limited (w.e.f. June 22, 2022)
- Trident Innovations Limited (w.e.f. July 7, 2022)

\*Associate Company till November 30, 2022 and has become Subsidiary with effect from December 1, 2022.

##### (ii) Other related parties where transactions have taken place during the year:

##### a) Enterprises under the common control

- Trident Institute of Social Sciences
- Mintleaf People Connect Limited

##### b) Enterprise that has significant influence over the Company

- Trident Group Limited

##### c) Enterprise on which Company exercises significant influence

- Trident Global Inc.\*

\*Associate Company till November 30, 2022 and has become Subsidiary with effect from December 1, 2022.

##### d) Trustee of the enterprise that exercises control over the Company

- Mr. Rajinder Gupta Chairman Emeritus (w.e.f. August 9, 2022)

##### e) Directors, Key Management Personnel (KMP) and their relatives

##### I. Board of Directors

- Mr. Deepak Nanda - Managing Director
- Mr. Rajiv Dewan - Chairman (w.e.f. August 09, 2022)
- Mr. Dinesh Kumar Mittal - Director (upto April 21, 2023)
- Ms. Usha Sangwan - Director (Appointed as Director w.e.f. May 15, 2021)
- Mr. Anthony De Sa - Director (Appointed as Director w.e.f. January 18, 2022)
- Ms. Pooja Luthra - Director (ceased to be Director w.e.f. January 18, 2022)
- Mr. Swapan Nath - Appointed as Chief Executive Officer w.e.f. May 15, 2021 till August 8, 2022 and appointed as director w.e.f. August 9, 2022 till April 21, 2023
- Mr. Naveet Jindal - Appointed as Chief Executive Officer w.e.f. May 15, 2021 till August 8, 2022 and appointed as director w.e.f. August 9, 2022 till April 21, 2023
- Mr. Raj Kamal - Director (w.e.f. August 9, 2022)
- Prof. Rajeev Ahuja - Director (w.e.f. August 9, 2022)
- Mr. Kavish Dhanda - Director (w.e.f. August 9, 2022 till April 21, 2023)
- Mr. Kamal Gaba - Director (w.e.f. August 9, 2022 till April 21, 2023)
- Mr. Pardeep Kumar Markanday - Director (w.e.f. August 9, 2022 till April 21, 2023)
- Mr. Kapil Ghorse - Director (w.e.f. August 9, 2022 till April 21, 2023)
- Mr. Rajinder Gupta - Non executive Director and Chairman (upto August 8, 2022)

## Notes to Standalone Ind AS Financial Statements

as at and for the year ended March 31, 2023

(All amounts in Rs. Million, unless otherwise stated)

### NOTE 39 - RELATED PARTY DISCLOSURES (Contd..)

#### II. Key Managerial Personnel

- Mr. Avneesh Barua - Chief Financial Officer ('CFO') ( w.e.f. November 12, 2022)
- Mr. Hari Krishan - Company Secretary (w.e.f. May 12, 2022)
- Mr. Gunjan Shroff - CFO (Resigned as CFO w.e.f. June 1, 2021)
- Mr. Abhinav Gupta - CFO (Appointed as CFO w.e.f. October 21, 2021 and Resigned as CFO w.e.f. September 2, 2022)
- Ms. Ramandeep Kaur - Company Secretary (upto February 27, 2022)

#### III. Relatives of (I) , (II) and (d) above

- Ms. Shreya Markanday - Relative of Director (Mr. Pardeep Kumar Markanday) (w.e.f. August 9, 2022)
- Mr. Abhishek Gupta - Relative of Chairman Emeritus
- Ms. Gayatri Gupta - Relative of Chairman Emeritus
- Ms. Madhu Gupta - Relative of Chairman Emeritus

#### e) Enterprises over which KMP/Director of the Company have control

- Trident Foundation
- Lotus Global Foundation
- Punjab Cricket Association (upto August 8, 2022)
- Technum Opus Private Limited

#### f) Post Employment Benefit Plans

- Trident Trust

#### B. The remuneration, commission and consultancy fee to directors, promoter and other members of Key management personnel during the year was as follows:

Particulars	For the year ended March 31, 2023	For the year ended March 31, 2022
Short-term benefits*	453.8	695.3
	<b>453.8</b>	<b>695.3</b>

\* Gratuity and leave benefits which are actuarially determined on an overall basis and are not separately disclosed..

#### C. No guarantees have been given or received on behalf of related parties. No expense has been recognised in the current or prior years for bad or doubtful debts in respect of the amounts owed by related parties.

#### D. The below transactions with related parties were made at arm's length price.

## Notes to Standalone Ind AS Financial Statements

as at and for the year ended March 31, 2023 (All amounts in Rs. Million, unless otherwise stated)

### NOTE 39 - RELATED PARTY DISCLOSURES (Contd..)

#### E. Disclosure of transactions between the Company and related parties during the year.

Particulars	Enterprise that controls the Company/has significant influence over the Company		Subsidiaries		Enterprises that are under common control		Enterprises on which Company exercises significant influence		Trustee of the enterprise that exercises control over the Company, Directors, Key management personnel and their relatives/Enterprises where KMP/Director have control		Post employment benefit plans		Total	
	March 31, 2023	March 31, 2022	March 31, 2023	March 31, 2022	March 31, 2023	March 31, 2022	March 31, 2023	March 31, 2022	March 31, 2023	March 31, 2022	March 31, 2023	March 31, 2022	March 31, 2023	March 31, 2022
<b>Sale of goods (including taxes)</b>														
- Trident Global Corp Limited	-	-	3,086.9	2,532.1	-	-	-	-	-	-	-	-	3,086.9	2,532.1
- Trident Europe Limited	-	-	-	5.5	-	-	-	-	-	-	-	-	-	5.5
- Trident Global Inc.	-	-	2.8	-	-	-	9.7	399.9	-	-	-	-	12.5	399.9
<b>Total</b>	-	-	<b>3,089.7</b>	<b>2,537.6</b>	-	-	<b>9.7</b>	<b>399.9</b>	-	-	-	-	<b>3,099.4</b>	<b>2,937.5</b>
<b>Sale return (including taxes)</b>														
- Trident Europe Limited	-	-	3.4	-	-	-	-	-	-	-	-	-	3.4	-
<b>Total</b>	-	-	<b>3.4</b>	-	-	-	-	-	-	-	-	-	<b>3.4</b>	-
<b>Royalty paid (including taxes)</b>														
- Trident Group Limited	60.6	30.6	-	-	-	-	-	-	-	-	-	-	60.6	30.6
<b>Total</b>	<b>60.6</b>	<b>30.6</b>	-	-	-	-	-	-	-	-	-	-	<b>60.6</b>	<b>30.6</b>
<b>Rent received</b>														
- Mr. Rajinder Gupta	-	-	-	-	-	-	-	-	0.9	0.9	-	-	0.9	0.9
- Mr. Abhishek Gupta	-	-	-	-	-	-	-	-	1.5	1.5	-	-	1.5	1.5
- Trident Global Corp Limited	-	-	0.1	0.3	-	-	-	-	-	-	-	-	0.1	0.3
<b>Total</b>	-	-	<b>0.1</b>	<b>0.3</b>	-	-	-	-	<b>2.4</b>	<b>2.4</b>	-	-	<b>2.5</b>	<b>2.7</b>
<b>Purchases (including taxes)</b>														
- Trident Global Corp Limited	-	-	8.8	9.0	-	-	-	-	-	-	-	-	8.8	9.0
<b>Total</b>	-	-	<b>8.8</b>	<b>9.0</b>	-	-	-	-	-	-	-	-	<b>8.8</b>	<b>9.0</b>
<b>Management service charges received (including taxes)</b>														
- Trident Global Corp Limited	-	-	0.7	0.4	-	-	-	-	-	-	-	-	0.7	0.4
<b>Total</b>	-	-	<b>0.7</b>	<b>0.4</b>	-	-	-	-	-	-	-	-	<b>0.7</b>	<b>0.4</b>
<b>Material handling and other charges (including taxes)</b>														
- Mintleaf People Connect Limited	-	-	-	-	46.6	-	-	-	-	-	-	-	46.6	-
<b>Total</b>	-	-	-	-	<b>46.6</b>	-	-	-	-	-	-	-	<b>46.6</b>	-

## Notes to Standalone Ind AS Financial Statements

as at and for the year ended March 31, 2023 (All amounts in Rs. Million, unless otherwise stated)

### NOTE 39 - RELATED PARTY DISCLOSURES (Contd..)

Particulars	Enterprise that controls the Company/has significant influence over the Company		Subsidiaries		Enterprises that are under common control		Enterprises on which Company exercises significant influence		Trustee of the enterprise that exercises control over the Company, Directors, Key management personnel and their relatives/Enterprises where KMP/Director have control		Post employment benefit plans		Total	
	March 31, 2023	March 31, 2022	March 31, 2023	March 31, 2022	March 31, 2023	March 31, 2022	March 31, 2023	March 31, 2022	March 31, 2023	March 31, 2022	March 31, 2023	March 31, 2022	March 31, 2023	March 31, 2022
<b>Repairs and maintenance-Others (including taxes)</b>														
- Technum Opus Private Limited	-	-	-	-	-	-	-	-	14.3	-	-	-	14.3	-
<b>Total</b>	-	-	-	-	-	-	-	-	<b>14.3</b>	-	-	-	<b>14.3</b>	-
<b>Reimbursement towards property plant and equipment</b>														
- Trident Global Corp Limited	-	-	-	0.5	-	-	-	-	-	-	-	-	-	0.5
<b>Total</b>	-	-	-	<b>0.5</b>	-	-	-	-	-	-	-	-	-	<b>0.5</b>
<b>Salaries and wages (including taxes)</b>														
- Trident Global Corp Limited	-	-	5.0	-	-	-	-	-	-	-	-	-	5.0	-
<b>Total</b>	-	-	<b>5.0</b>	-	-	-	-	-	-	-	-	-	<b>5.0</b>	-
<b>Expense incurred on our behalf by</b>														
- Trident Global Corp Limited	-	-	7.8	-	-	-	-	-	-	-	-	-	7.8	-
<b>Total</b>	-	-	<b>7.8</b>	-	-	-	-	-	-	-	-	-	<b>7.8</b>	-
<b>Expense incurred on behalf of</b>														
- Trident Global Corp Limited	-	-	19.3	-	-	-	-	-	-	-	-	-	19.3	-
- Madhurai Foundation	0.8	-	-	-	-	-	-	-	-	-	-	-	0.8	-
- Trident Group Limited	1.5	-	-	-	-	-	-	-	-	-	-	-	1.5	-
- Trident Institute of Social Sciences	-	-	-	-	1.9	-	-	-	-	-	-	-	1.9	-
<b>Total</b>	<b>2.3</b>	-	<b>19.3</b>	-	<b>1.9</b>	-	-	-	-	-	-	-	<b>23.5</b>	-
<b>Advertisement and business promotion</b>														
- Trident Europe Limited	-	-	-	0.4	-	-	-	-	-	-	-	-	-	0.4
- Trident Institute of Social Sciences	-	-	-	-	-	0.3	-	-	-	-	-	-	-	0.3
- Punjab Cricket Association	-	-	-	-	-	-	-	-	11.7	-	-	-	-	11.7
<b>Total</b>	-	-	-	<b>0.4</b>	-	<b>0.3</b>	-	-	<b>11.7</b>	-	-	-	-	<b>12.4</b>

## Notes to Standalone Ind AS Financial Statements

as at and for the year ended March 31, 2023 (All amounts in Rs. Million, unless otherwise stated)

### NOTE 39 - RELATED PARTY DISCLOSURES (Contd..)

Particulars	Enterprise that controls the Company/has significant influence over the Company		Subsidiaries		Enterprises that are under common control		Enterprises on which Company exercises significant influence		Trustee of the enterprise that exercises control over the Company, Directors, Key management personnel and their relatives/Enterprises where KMP/Director have control		Post employment benefit plans		Total	
	March 31, 2023	March 31, 2022	March 31, 2023	March 31, 2022	March 31, 2023	March 31, 2022	March 31, 2023	March 31, 2022	March 31, 2023	March 31, 2022	March 31, 2023	March 31, 2022	March 31, 2023	March 31, 2022
<b>Contribution towards gratuity and risk management fund (net)</b>														
- Trident Trust	-	-	-	-	-	-	-	-	-	-	511.1	277.7	511.1	277.7
<b>Total</b>											<b>511.1</b>	<b>277.7</b>	<b>511.1</b>	<b>277.7</b>
<b>Payment against lease liabilities (including taxes and interest)</b>														
- Madhuraj Foundation	24.7	11.8	-	-	-	-	-	-	-	-	-	-	24.7	11.8
- Lotus Global Foundation	-	-	-	-	-	-	-	-	11.7	11.7	-	-	11.7	11.7
<b>Total</b>	<b>24.7</b>	<b>11.8</b>							<b>11.7</b>	<b>11.7</b>			<b>36.4</b>	<b>23.5</b>
<b>Commission on sales</b>														
- Trident Europe Limited	-	-	83.0	75.9	-	-	-	-	-	-	-	-	83.0	75.9
- Trident Global Inc.	-	-	308.4	-	-	-	344.7	234.1	-	-	-	-	653.1	234.1
<b>Total</b>			<b>391.4</b>	<b>75.9</b>			<b>344.7</b>	<b>234.1</b>					<b>736.1</b>	<b>310.0</b>
<b>Commission paid (on accrual basis) *</b>														
- Mr. Rajinder Gupta (Upto August 8, 2022)	-	-	-	-	-	-	-	-	98.3	575.9	-	-	98.3	575.9
- Ms. Usha Sangwan	-	-	-	-	-	-	-	-	5.0	4.4	-	-	5.0	4.4
- Mr. Dinesh Kumar Mittal	-	-	-	-	-	-	-	-	5.0	5.0	-	-	5.0	5.0
- Mr. Raj Kamal	-	-	-	-	-	-	-	-	3.2	-	-	-	3.2	-
- Mr. Rajeev Ahuja	-	-	-	-	-	-	-	-	3.2	-	-	-	3.2	-
- Mr. Rajiv Dewan	-	-	-	-	-	-	-	-	5.0	-	-	-	5.0	-
- Mr. Anthony De Sa	-	-	-	-	-	-	-	-	5.0	-	-	-	5.0	-
<b>Total</b>									<b>124.7</b>	<b>585.3</b>			<b>124.7</b>	<b>585.3</b>
<b>Consultancy fees*</b>														
- Mr. Rajinder Gupta (w.e.f. August 9, 2022)	-	-	-	-	-	-	-	-	147.4	-	-	-	147.4	-
- Mr. Kapil Ghorse	-	-	-	-	-	-	-	-	7.0	-	-	-	7.0	-
<b>Total</b>									<b>154.4</b>				<b>154.4</b>	

## Notes to Standalone Ind AS Financial Statements

as at and for the year ended March 31, 2023 (All amounts in Rs. Million, unless otherwise stated)

### NOTE 39 - RELATED PARTY DISCLOSURES (Contd..)

Particulars	Enterprise that controls the Company/has significant influence over the Company		Subsidiaries		Enterprises that are under common control		Enterprises on which Company exercises significant influence		Trustee of the enterprise that exercises control over the Company, Directors, Key management personnel and their relatives/Enterprises where KMP/Director have control		Post employment benefit plans		Total	
	March 31, 2023	March 31, 2022	March 31, 2023	March 31, 2022	March 31, 2023	March 31, 2022	March 31, 2023	March 31, 2022	March 31, 2023	March 31, 2022	March 31, 2023	March 31, 2022	March 31, 2023	March 31, 2022
<b>Sitting fees paid</b>														
- Mr. Rajinder Gupta	-	-	-	-	-	-	-	-	0.4	0.7	-	-	0.4	0.7
- Mr. Dinesh Kumar Mittal	-	-	-	-	-	-	-	-	0.4	0.4	-	-	0.4	0.4
- Mrs. Pooja Luthra	-	-	-	-	-	-	-	-	-	0.3	-	-	-	0.3
- Mr. Rajiv Dewan	-	-	-	-	-	-	-	-	1.2	0.8	-	-	1.2	0.8
- Ms. Usha Sangwan	-	-	-	-	-	-	-	-	0.7	0.5	-	-	0.7	0.5
- Mr. Anthony De Sa	-	-	-	-	-	-	-	-	1.0	0.1	-	-	1.0	0.1
- Mr. Rajeev Ahuja	-	-	-	-	-	-	-	-	0.4	-	-	-	0.4	-
- Mr. Kapil Ghorse	-	-	-	-	-	-	-	-	0.3	-	-	-	0.3	-
- Mr. Raj Kamal	-	-	-	-	-	-	-	-	0.4	-	-	-	0.4	-
<b>Total</b>									<b>4.8</b>	<b>2.8</b>			<b>4.8</b>	<b>2.8</b>
<b>Remuneration paid</b>														
- Mr. Deepak Nanda	-	-	-	-	-	-	-	-	19.2	19.2	-	-	19.2	19.2
- Ms. Ramandeep Kaur	-	-	-	-	-	-	-	-	-	6.6	-	-	-	6.6
- Mr. Abhishek Gupta	-	-	-	-	-	-	-	-	19.2	19.2	-	-	19.2	19.2
- Ms. Madhu Gupta	-	-	-	-	-	-	-	-	9.6	9.6	-	-	9.6	9.6
- Ms. Gayatri Gupta	-	-	-	-	-	-	-	-	7.2	7.2	-	-	7.2	7.2
- Mr. Naveet Jindal	-	-	-	-	-	-	-	-	19.2	16.8	-	-	19.2	16.8
- Mr. Swapan Nath	-	-	-	-	-	-	-	-	19.2	19.5	-	-	19.2	19.5
- Mr. Abhinav Gupta	-	-	-	-	-	-	-	-	4.9	4.8	-	-	4.9	4.8
- Mr. Gunjan Shroff	-	-	-	-	-	-	-	-	-	4.0	-	-	-	4.0
- Mr. Kamal Gaba	-	-	-	-	-	-	-	-	12.4	-	-	-	12.4	-
- Mr. Kavish Dhanda	-	-	-	-	-	-	-	-	12.4	-	-	-	12.4	-
- Mr. Pardeep Kumar Markanday	-	-	-	-	-	-	-	-	12.3	-	-	-	12.3	-
- Mr. Hari Krishan	-	-	-	-	-	-	-	-	2.7	-	-	-	2.7	-
- Ms. Shreya Markanday	-	-	-	-	-	-	-	-	1.6	-	-	-	1.6	-
- Mr. Avneesh Barua	-	-	-	-	-	-	-	-	1.8	-	-	-	1.8	-
<b>Total</b>									<b>141.7</b>	<b>106.9</b>			<b>141.7</b>	<b>106.9</b>



## Notes to Standalone Ind AS Financial Statements

as at and for the year ended March 31, 2023 (All amounts in Rs. Million, unless otherwise stated)

### NOTE 39 - RELATED PARTY DISCLOSURES (Contd..)

Particulars	Enterprise that controls the Company/has significant influence over the Company		Subsidiaries		Enterprises that are under common control		Enterprises on which Company exercises significant influence		Trustee of the enterprise that exercises control over the Company, Directors, Key management personnel and their relatives/Enterprises where KMP/Director have control		Post employment benefit plans		Total		
	March 31, 2023	March 31, 2022	March 31, 2023	March 31, 2022	March 31, 2023	March 31, 2022	March 31, 2023	March 31, 2022	March 31, 2023	March 31, 2022	March 31, 2023	March 31, 2022	March 31, 2023	March 31, 2022	March 31, 2023
<b>Share based payment</b>															
- Ms. Ramandeep Kaur	-	-	-	-	-	-	-	-	-	0.7	-	-	-	0.7	
- Mr. Naveet Jindal	-	-	-	-	-	-	-	-	-	0.8	-	-	-	0.8	
- Mr. Swapan Nath	-	-	-	-	-	-	-	-	-	4.5	-	-	-	4.5	
- Mr. Abhinav Gupta	-	-	-	-	-	-	-	-	-	1.8	-	-	-	1.8	
- Ms. Pooja Luthra	-	-	-	-	-	-	-	-	-	0.4	-	-	-	0.4	
- Mr. Kamal Gaba	-	-	-	-	-	-	-	-	-	0.5	-	-	-	0.5	
- Mr. Kavish Dhanda	-	-	-	-	-	-	-	-	-	0.3	-	-	-	0.3	
- Mr. Pardeep Kumar Markanday	-	-	-	-	-	-	-	-	-	8.8	-	-	-	8.8	
- Mr. Hari Krishan	-	-	-	-	-	-	-	-	-	1.2	-	-	-	1.2	
- Ms. Shreya Markanday	-	-	-	-	-	-	-	-	-	0.4	-	-	-	0.4	
- Mr. Avneesh Barua	-	-	-	-	-	-	-	-	-	0.2	-	-	-	0.2	
- Mr. Kapil Ghorse	-	-	-	-	-	-	-	-	-	6.6	-	-	-	6.6	
<b>Total</b>										<b>33.0</b>				<b>33.0</b>	
<b>Dividend paid (on payment basis)</b>															
- Madhuraj Foundation	493.4	986.9	-	-	-	-	-	-	-	-	-	-	-	493.4	
- Trident Group Limited	839.2	1,678.4	-	-	-	-	-	-	-	-	-	-	-	839.2	
- Lotus Global Foundation	-	-	-	-	-	-	-	-	-	5.9	-	-	-	5.9	
- Mr. Rajinder Gupta	-	-	-	-	-	-	-	-	-	4.0	-	-	-	4.0	
- Mr. Rajiv Dewan	-	-	-	-	-	-	-	-	-	8.0	-	-	-	8.0	
- Mr. Swapan Nath**	-	-	-	-	-	-	-	-	-	0.1	-	-	-	0.1	
- Mr. Abhinav Gupta**	-	-	-	-	-	-	-	-	-	0.0	-	-	-	0.0	
- Mr. Naveet Jindal	-	-	-	-	-	-	-	-	-	0.0	-	-	-	0.0	
- Mr. Pardeep K Markanday	-	-	-	-	-	-	-	-	-	0.1	-	-	-	0.1	
- Mr. Kavish Dhanda	-	-	-	-	-	-	-	-	-	0.6	-	-	-	0.6	
- Mr. Kamal Gaba**	-	-	-	-	-	-	-	-	-	0.3	-	-	-	0.3	
- Mr. Hari Krishan**	-	-	-	-	-	-	-	-	-	0.0	-	-	-	0.0	
<b>Total</b>	<b>1,332.6</b>	<b>2,665.3</b>								<b>6.6</b>				<b>6.6</b>	

## Notes to Standalone Ind AS Financial Statements

as at and for the year ended March 31, 2023 (All amounts in Rs. Million, unless otherwise stated)

### NOTE 39 - RELATED PARTY DISCLOSURES (Contd..)

Particulars	Enterprise that controls the Company/has significant influence over the Company		Subsidiaries		Enterprises that are under common control		Enterprises on which Company exercises significant influence		Trustee of the enterprise that exercises control over the Company, Directors, Key management personnel and their relatives/Enterprises where KMP/Director have control		Post employment benefit plans		Total		
	March 31, 2023	March 31, 2022	March 31, 2023	March 31, 2022	March 31, 2023	March 31, 2022	March 31, 2023	March 31, 2022	March 31, 2023	March 31, 2022	March 31, 2023	March 31, 2022	March 31, 2023	March 31, 2022	March 31, 2023
<b>Corporate social responsibility expenses</b>															
- Trident Institute of Social Sciences	-	-	-	-	-	-	-	-	-	-	-	-	-	-	-
- Trident Foundation	-	-	-	-	78.7	12.1	-	-	-	-	-	-	-	-	-
<b>Total</b>					<b>78.7</b>	<b>12.1</b>				<b>18.6</b>				<b>18.6</b>	
<b>Charity and donation</b>															
- Trident Foundation	-	-	-	-	-	-	-	-	-	-	-	-	-	-	-
<b>Total</b>										<b>16.7</b>				<b>16.7</b>	
<b>Investment in equity shares of subsidiary</b>															
- Trident Home Décor Limited	-	-	0.5	-	-	-	-	-	-	-	-	-	-	-	-
<b>Total</b>			<b>0.5</b>										<b>0.5</b>		
Acquisition of equity shares of subsidiaries															
- Trident Home Textiles Limited	-	-	0.5	-	-	-	-	-	-	-	-	-	-	-	-
- Trident Innovations Limited	-	-	0.1	-	-	-	-	-	-	-	-	-	-	-	-
<b>Total</b>			<b>0.6</b>										<b>0.6</b>		
Investment in associate recognised (written off in earlier years)															
- Trident Global Inc.	-	-	-	-	-	-	-	-	-	-	-	-	-	-	1.1
<b>Total</b>										<b>1.1</b>				<b>1.1</b>	

\* included in legal and professional expenses in Note 31

\*\* dividend paid is less than Rs 0.1 million, accordingly appearing as Nil.

# Notes to Standalone Ind AS Financial Statements

as at and for the year ended March 31, 2023 (All amounts in Rs. Million, unless otherwise stated)

## NOTE 39 - RELATED PARTY DISCLOSURES (Contd..)

### F. Details of Balances outstanding as at year end

Particulars	Enterprise that controls the Company/ has significant influence over the Company		Subsidiaries		Enterprises that are under common control		Enterprises on which Company exercises significant influence		Trustee of the enterprise that exercises control over the Company, Directors, Key management personnel and their relatives/ Enterprises where KMP/ Director have control		Post employment benefit Plans		Total	
	March 31, 2023	March 31, 2022	March 31, 2023	March 31, 2022	March 31, 2023	March 31, 2022	March 31, 2023	March 31, 2022	March 31, 2023	March 31, 2022	March 31, 2023	March 31, 2022	March 31, 2023	March 31, 2022
<b>Trade receivables</b>														
- Trident Global Corp Limited	-	-	138.1	370.1	-	-	-	-	-	-	-	-	138.1	370.1
- Trident Europe Limited	-	-	-	13.0	-	-	-	-	-	-	-	-	-	13.0
- Trident Global Inc.	-	-	37.5	-	-	-	294.1	-	-	-	-	-	37.5	294.1
<b>Total</b>	-	-	<b>175.6</b>	<b>383.1</b>	-	-	<b>294.1</b>	-	-	-	-	-	<b>175.6</b>	<b>677.2</b>
<b>Lease liabilities (at amortised cost)</b>														
- Madhuraj Foundation	69.9	84.2	-	-	-	-	-	-	-	-	-	-	69.9	84.2
- Lotus Global Foundation	-	-	-	-	-	-	-	101.0	101.8	-	-	-	101.0	101.8
<b>Total</b>	<b>69.9</b>	<b>84.2</b>	-	-	-	-	-	<b>101.0</b>	<b>101.8</b>	-	-	-	<b>170.9</b>	<b>186.0</b>
<b>Trade payables</b>														
- Madhuraj foundation	3.7	-	-	-	-	-	-	-	-	-	-	-	3.7	-
- Trident Global Corp Limited	-	-	-	4.3	-	-	-	-	-	-	-	-	4.3	-
- Trident Group Limited	5.6	13.8	-	-	-	-	-	-	-	-	-	-	5.6	13.8
- Trident Global Inc.	-	-	104.7	-	-	-	-	-	-	-	-	-	104.7	-
- Trident Europe Limited	-	-	38.2	-	-	-	-	-	-	-	-	-	38.2	-
- Punjab Cricket Association	-	-	-	-	-	-	-	-	10.9	-	-	-	-	10.9
- Technum Opus Private Limited	-	-	-	-	-	-	-	-	6.6	-	-	-	6.6	-
- Mintleaf People Connect Limited	-	-	-	-	23.0	-	-	-	-	-	-	-	-	23.0
<b>Total</b>	<b>9.3</b>	<b>13.8</b>	<b>147.2</b>	-	<b>23.0</b>	-	-	<b>6.6</b>	<b>10.9</b>	-	-	-	<b>186.1</b>	<b>24.7</b>
<b>Other payables</b>														
- Trident Trust	-	-	-	-	-	-	-	-	-	-	46.1	52.0	46.1	52.0
- Trident Global Corp Limited	-	-	7.8	-	-	-	-	-	-	-	-	-	7.8	-
- Trident Institute of Social Sciences	-	-	-	-	0.5	-	-	-	-	-	-	-	-	0.5
<b>Total</b>	-	-	<b>7.8</b>	-	<b>0.5</b>	-	-	-	-	-	<b>46.1</b>	<b>52.0</b>	<b>54.4</b>	<b>52.0</b>

# Notes to Standalone Ind AS Financial Statements

as at and for the year ended March 31, 2023 (All amounts in Rs. Million, unless otherwise stated)

## NOTE 39 - RELATED PARTY DISCLOSURES (Contd..)

Particulars	Enterprise that controls the Company/ has significant influence over the Company		Subsidiaries		Enterprises that are under common control		Enterprises on which Company exercises significant influence		Trustee of the enterprise that exercises control over the Company, Directors, Key management personnel and their relatives/ Enterprises where KMP/ Director have control		Post employment benefit Plans		Total	
	March 31, 2023	March 31, 2022	March 31, 2023	March 31, 2022	March 31, 2023	March 31, 2022	March 31, 2023	March 31, 2022	March 31, 2023	March 31, 2022	March 31, 2023	March 31, 2022	March 31, 2023	March 31, 2022
<b>Advances from customers</b>														
- Trident Europe Limited	-	-	1.4	-	-	-	-	-	-	-	-	-	1.4	-
<b>Total</b>	-	-	<b>1.4</b>	-	-	-	-	-	-	-	-	-	<b>1.4</b>	-
<b>Other receivables</b>														
- Trident Global Corp Limited	-	-	1.9	-	-	-	-	-	-	-	-	-	1.9	-
- Madhuraj Foundation	0.8	-	-	-	-	-	-	-	-	-	-	-	0.8	-
- Trident Group Limited	1.5	0.4	-	-	-	-	-	-	-	-	-	-	1.5	0.4
- Trident Institute of Social Sciences	-	-	-	-	1.2	1.4	-	-	-	-	-	-	1.2	1.4
<b>Total</b>	<b>2.3</b>	<b>0.4</b>	<b>1.9</b>	-	<b>1.2</b>	<b>1.4</b>	-	-	-	-	-	-	<b>5.4</b>	<b>1.8</b>
<b>Other recoverable</b>														
- Trident Trust	-	-	-	-	-	-	-	-	-	-	360.0	-	360.0	-
<b>Total</b>	-	-	-	-	-	-	-	-	-	-	<b>360.0</b>	-	<b>360.0</b>	-
<b>Payable to employees</b>														
- Mr. Deepak Nanda	-	-	-	-	-	-	-	-	1.1	1.1	-	-	1.1	1.1
- Mr. Abhishek Gupta	-	-	-	-	-	-	-	-	1.0	1.6	-	-	1.0	1.6
- Ms. Madhu Gupta	-	-	-	-	-	-	-	-	0.7	0.7	-	-	0.7	0.7
- Ms. Gayatri Gupta	-	-	-	-	-	-	-	-	0.3	0.6	-	-	0.3	0.6
- Mr. Abhinav Gupta	-	-	-	-	-	-	-	-	0.6	0.6	-	-	0.6	0.6
- Mr. Naveet Jindal	-	-	-	-	-	-	-	-	1.0	1.0	-	-	1.0	1.0
- Mr. Kamal Gaba	-	-	-	-	-	-	-	-	1.1	1.1	-	-	1.1	1.1
- Mr. Kavish Dhanda	-	-	-	-	-	-	-	-	0.3	0.3	-	-	0.3	0.3
- Mr. Pardeep Kumar Markanday	-	-	-	-	-	-	-	-	0.2	0.2	-	-	0.2	0.2
- Mr. Hari Krishan	-	-	-	-	-	-	-	-	0.2	0.2	-	-	0.2	0.2
- Mr. Swapan Nath	-	-	-	-	-	-	-	-	0.7	1.1	-	-	0.7	1.1
- Ms. Shreya Markanday	-	-	-	-	-	-	-	-	0.1	0.1	-	-	0.1	0.1
- Mr. Avneesh Barua	-	-	-	-	-	-	-	-	0.3	0.3	-	-	0.3	0.3
<b>Total</b>	-	-	-	-	-	-	-	<b>6.6</b>	<b>6.7</b>	<b>6.6</b>	-	-	<b>6.6</b>	<b>6.7</b>

# Notes to Standalone Ind AS Financial Statements

as at and for the year ended March 31, 2023 (All amounts in Rs. Million, unless otherwise stated)

## NOTE 39 - RELATED PARTY DISCLOSURES (Contd..)

Particulars	Enterprise that controls the Company/ has significant influence over the Company		Subsidiaries		Enterprises that are under common control		Enterprises on which Company exercises significant influence		Trustee of the enterprise that exercises control over the Company, Directors, Key management personnel and their relatives/ Enterprises where KMP/ Director have control		Post employment benefit Plans		Total	
	March 31, 2023	March 31, 2022	March 31, 2023	March 31, 2022	March 31, 2023	March 31, 2022	March 31, 2023	March 31, 2022	March 31, 2023	March 31, 2022	March 31, 2023	March 31, 2022	March 31, 2023	March 31, 2022
<b>Advances to employees (imprest)</b>														
- Mr. Deepak Nanda	-	-	-	-	-	-	-	-	0.4	-	-	-	-	0.4
- Ms. Gayatri Gupta*	-	-	-	-	-	-	-	-	-	0.0	-	-	0.0	-
- Mr. Abhishek Gupta	-	-	-	-	-	-	-	-	0.4	-	-	-	-	0.4
- Mr. Kavish Dhanda*	-	-	-	-	-	-	-	-	-	0.0	-	-	-	-
- Mr. Kamal Gaba	-	-	-	-	-	-	-	-	1.3	-	-	-	-	-
- Mr. Swapan Nath	-	-	-	-	-	-	-	-	0.2	-	-	-	-	1.7
- Mr. Pardeep Kumar Markanday	-	-	-	-	-	-	-	-	0.1	-	-	-	-	-
- Mr. Avneesh Barua*	-	-	-	-	-	-	-	-	0.0	-	-	-	-	-
<b>Total</b>									<b>1.6</b>	<b>2.5</b>			<b>1.6</b>	<b>2.5</b>
<b>Commission payable</b>														
- Mr. Rajinder Gupta	-	-	-	-	-	-	-	-	66.3	-	-	-	-	66.3
- Ms. Usha Sangwan	-	-	-	-	-	-	-	-	4.0	-	-	-	-	4.0
- Mr. Dinesh Kumar Mittal	-	-	-	-	-	-	-	-	4.5	-	-	-	-	4.5
- Mr. Rajeev Ahuja	-	-	-	-	-	-	-	-	2.9	-	-	-	-	2.9
- Mr. Rajiv Dewan	-	-	-	-	-	-	-	-	4.5	-	-	-	-	4.5
- Mr. Anthony De Sa	-	-	-	-	-	-	-	-	4.5	-	-	-	-	4.5
- Mr. Raj Kamal	-	-	-	-	-	-	-	-	2.9	-	-	-	-	2.9
<b>Total</b>									<b>23.8</b>	<b>74.8</b>			<b>23.8</b>	<b>74.8</b>
<b>Consultancy fees payable</b>														
- Mr. Rajinder Gupta	-	-	-	-	-	-	-	-	55.0	-	-	-	-	55.0
- Mr. Kapil Ghorse	-	-	-	-	-	-	-	-	0.8	-	-	-	-	0.8
<b>Total</b>									<b>55.8</b>	<b>0.8</b>			<b>55.8</b>	<b>0.8</b>

\* Balance is less than ₹ 0.1 million, accordingly appearing as Nil.

## Notes to Standalone Ind AS Financial Statements

as at and for the year ended March 31, 2023

(All amounts in Rs. Million, unless otherwise stated)

### NOTE 40 - SEGMENT INFORMATION

#### I Segment accounting policies:

##### a. Product and Services from which reportable segment derive their revenues (Primary Business Segments)

Upto the previous year, the Company had identified two business segments namely Textiles (Yarn, Towel, Bedsheets) and Paper and Chemical. During the current year, the Board of Directors has reviewed the Textiles Segment and considering the nature and class of product included therein, has decided to present Yarn, Towel and Bedsheets as three separate business segments instead of one Textiles business segment on the basis that such segmentation would be more useful to users of the Company's financial statements in terms of the requirements of Ind AS 108.

Accordingly, due to change in composition of reportable segments, as stated above, the corresponding items of segment information for previous year have been restated and presented in these standalone Ind AS financial statements. The Company has identified the following business segments which comprises of:

- Yarn
- Towel
- Bedsheets
- Paper and Chemicals

##### b. Geographical segments (secondary business segments)

The geographical segments considered and reviewed by Chief Operating Decision Maker for disclosure are based on markets, broadly as under:

- India
- USA
- Rest of the world

##### c. Segment accounting policies

Segment accounting policies: In addition to the significant accounting policies applicable to the business segment as set out in note 2, the accounting policies in relation to segment accounting are as under:

##### i. Segment assets and liabilities:

Segment assets include all operating assets used by a segment and consist principally of cash, debtors, inventories, right of use assets and property, plant and equipment including capital work in progress, net of allowances and provisions, which are reported as direct offset in the balance sheet. Segment liabilities include all operating liabilities and consist principally of creditors and accrued liabilities.

##### ii. Segment revenue and expenses:

Joint revenue and expenses of segments are allocated amongst them on reasonable basis. All other segment revenue and expenses are directly attributable to the segments.

##### iii. Inter segment sales:

Inter segment sales are accounted for at cost plus appropriate margin (transfer price) and are eliminated in consolidation.

##### iv. Segment results :

Segment results represent the profit before tax earned by each segment without allocation of central administration costs, other non operating income as well as finance costs. Operating profit amounts are evaluated regularly by the Chief Operating Decision Maker in deciding how to allocate resources and in assessing performance.

# Notes to Standalone Ind AS Financial Statements

as at and for the year ended March 31, 2023 (All amounts in Rs. Million, unless otherwise stated)

## NOTE 40 - SEGMENT INFORMATION (Contd..)

### II Detail of Primary Business Segments and its reconciliation with Financial Statements:

Particulars	Yarn		Towel		Bedsheets		Paper & Chemicals		Unallocable		Elimination		Total	
	March 31, 2023	March 31, 2022	March 31, 2023	March 31, 2022	March 31, 2023	March 31, 2022	March 31, 2023	March 31, 2022	March 31, 2023	March 31, 2022	March 31, 2023	March 31, 2022	March 31, 2023	March 31, 2022
1 <b>Segment revenue</b>														
- External sales	15,239.2	19,608.2	24,298.2	27,941.2	9,705.5	11,845.1	13,431.8	9,797.3	-	-	-	-	62,674.7	69,191.8
- Inter segment Sales	16,581.0	21,456.9	255.0	169.8	6.4	122.0	6.6	6.4	-	-	(16,849.0)	(21,755.1)	-	-
- Interest income	-	-	-	-	-	-	-	-	166.5	74.0	-	-	166.5	74.0
- Other income	26.3	45.0	31.9	43.0	7.9	12.1	(1.4)	21.0	6.8	28.3	-	-	71.5	149.4
<b>Total revenue</b>	<b>31,846.5</b>	<b>41,110.1</b>	<b>24,585.1</b>	<b>28,154.0</b>	<b>9,719.8</b>	<b>11,979.2</b>	<b>13,437.0</b>	<b>9,824.7</b>	<b>173.3</b>	<b>102.3</b>	<b>(16,849.0)</b>	<b>(21,755.1)</b>	<b>62,912.7</b>	<b>69,415.2</b>
2 <b>Segment results</b>														
Unallocated corporate expenses (net of unallocated Income)	-	-	-	-	-	-	-	-	(1,019.3)	(1,549.8)	-	-	(1,019.3)	(1,549.8)
Finance costs	-	-	-	-	-	-	-	-	(773.6)	(857.2)	-	-	(773.6)	(857.2)
Tax expenses	-	-	-	-	-	-	-	-	(1,323.9)	(2,767.3)	-	-	(1,323.9)	(2,767.3)
3 <b>Profit after tax</b>	-	-	-	-	-	-	-	-	-	-	-	-	<b>4,219.0</b>	<b>8,149.5</b>
4 <b>Segment Balance Sheet</b>														
Segment assets	25,701.1	26,740.9	16,966.7	18,641.7	6,986.1	6,189.6	8,476.2	6,395.0	-	-	-	-	58,130.1	57,967.2
Unallocated corporate assets	-	-	-	-	-	-	-	-	9,002.0	6,340.2	-	-	9,002.0	6,340.2
<b>Total assets</b>	<b>25,701.1</b>	<b>26,740.9</b>	<b>16,966.7</b>	<b>18,641.7</b>	<b>6,986.1</b>	<b>6,189.6</b>	<b>8,476.2</b>	<b>6,395.0</b>	<b>9,002.0</b>	<b>6,340.2</b>	-	-	<b>67,132.1</b>	<b>64,307.4</b>
Segment liabilities	3,853.7	2,109.7	2,128.8	2,225.3	1,004.4	916.4	1,287.9	1,336.3	-	-	-	-	8,274.8	6,587.7
Unallocated corporate liabilities	-	-	-	-	-	-	-	-	3,846.4	4,031.3	-	-	3,846.4	4,031.3
Long term borrowings (including current maturities)	-	-	-	-	-	-	-	-	8,221.9	3,576.9	-	-	8,221.9	3,576.9
Interest accrued but not due on borrowings	-	-	-	-	-	-	-	-	12.1	10.0	-	-	12.1	10.0
Short term borrowings	-	-	-	-	-	-	-	-	5,519.2	12,129.3	-	-	5,519.2	12,129.3
<b>Total liabilities</b>	<b>3,853.7</b>	<b>2,109.7</b>	<b>2,128.8</b>	<b>2,225.3</b>	<b>1,004.4</b>	<b>916.4</b>	<b>1,287.9</b>	<b>1,336.3</b>	<b>17,599.6</b>	<b>19,747.5</b>	-	-	<b>25,874.4</b>	<b>26,335.2</b>
5 <b>Other disclosures</b>														
Capital expenditure	3,648.3	1,675.0	980.9	240.0	1,875.0	278.3	1,816.3	1,034.7	272.6	217.3	-	-	8,593.1	3,445.2
Depreciation and amortization expense	1,040.8	1,242.7	1,063.0	1,073.9	605.9	673.4	191.3	152.8	200.5	183.3	-	-	3,101.5	3,326.1
<b>Material non cash items other than depreciation and amortization expense:</b>														
- Foreign exchange (gain)/loss on derivative financial instruments carried at Fair value through profit and loss	(3.2)	3.0	(2.6)	-	(2.2)	-	0.3	-	-	-	-	-	(7.7)	3.0

# Notes to Standalone Ind AS Financial Statements

as at and for the year ended March 31, 2023 (All amounts in Rs. Million, unless otherwise stated)

## NOTE 40 - SEGMENT INFORMATION (Contd..)

Particulars	Yarn		Towel		Bedsheets		Paper & Chemicals		Unallocable		Elimination		Total	
	March 31, 2023	March 31, 2022	March 31, 2023	March 31, 2022	March 31, 2023	March 31, 2022	March 31, 2023	March 31, 2022	March 31, 2023	March 31, 2022	March 31, 2023	March 31, 2022	March 31, 2023	March 31, 2022
- Foreign exchange loss on derivative financial instruments carried at Fair value through other comprehensive income	(2.1)	-	23.5	119.9	(7.5)	-	-	-	-	-	-	-	13.9	119.9
- Net (gain)/loss on financial assets measured at Fair value through profit and loss	-	-	-	-	-	-	-	-	2.8	(0.7)	-	-	2.8	(0.7)
Investment in associate recognised (written off in earlier years)	-	-	-	-	-	-	-	-	-	(1.1)	-	-	-	(1.1)
- Liabilities/ sundry credit balances no longer required (written back)/ irrecoverable balances written off (net)	(1.2)	6.8	15.0	116.8	-	(9.5)	(7.1)	0.6	0.1	5.1	-	-	6.8	119.8
- Expected credit loss allowance on trade receivables and financial assets	-	0.1	-	3.7	-	1.7	-	-	-	-	-	-	-	5.5

### III Details of secondary segment - geographical:

Particulars	For the year ended March 31, 2023	For the year ended March 31, 2022
<b>Revenue from external customer in:</b>		
India	29,317.4	23,732.4
USA	20,932.4	27,044.2
Rest of the world	12,424.9	18,415.2
<b>Total Sales</b>	<b>62,674.7</b>	<b>69,191.8</b>
<b>Non-current assets located in:*</b>		
India	47,334.9	39,291.7
USA	8.0	9.7
Rest of the world	72.3	73.5
<b>Total non-current assets</b>	<b>47,415.2</b>	<b>39,374.9</b>

\* Excludes investments and amounting to Rs. 32.1 million (Previous year Rs.37.1 million)

## Notes to Standalone Ind AS Financial Statements

as at and for the year ended March 31, 2023

(All amounts in Rs. Million, unless otherwise stated)

### NOTE 41 - LEASES

The Company has lease contracts for Land, office premises, guest houses and factory premises (including plant and equipment). Leases of office premises, guest houses and factory premises (including plant and equipment) generally have lease terms ranging from 11 months to 20 years and leases of lands generally have lease terms between 30-99 years. The Company's obligations under its leases are secured by the lessor's title to the leased assets. Generally, the Company is restricted from assigning and subleasing the leased assets. There are several lease contracts that include extension and termination options.

The Company also has certain leases of office premises and guest houses with lease terms of 12 months or less. The Company applies the 'short-term lease' recognition exemptions for these leases.

Set out below are the carrying amounts of right-of-use assets recognised and the movements during the year:

Particulars	Right of use assets			Total
	Land	Office premises and guest houses	Factory premises (including plant and equipment)	
<b>As at March 31, 2021</b>	332.9	168.0	31.9	532.8
Additions	-	-	61.5	61.5
Depreciation expense	(8.9)	(16.8)	(4.0)	(29.7)
<b>As at March 31, 2022</b>	324.0	151.2	89.4	564.6
Additions	-	62.9	-	62.9
Depreciation expense	(8.9)	(21.9)	(10.1)	(40.9)
<b>As at March 31, 2023</b>	315.1	192.2	79.3	586.6

Set out below are the carrying amounts of lease liabilities and the movements during the year:

Particulars	As at 31 March 2023	As at 31 March 2022
Opening Balance	257.6	263.6
Additions	60.8	-
Accretion of interest	23.1	22.9
Payments	(45.0)	(28.9)
<b>Closing Balance*</b>	<b>296.5</b>	<b>257.6</b>
Current lease liabilities	35.0	19.6
Non current lease liabilities	261.5	238.0

\*includes payable to related parties of Rs. 170.9 million (Previous year 186.0 million) (refer note 39)

Considering the lease term of the leases, the effective interest rate for lease liabilities is 9%

The following are the amounts recognised in the Statement of Profit and Loss:

Particulars	As at 31 March 2023	As at 31 March 2022
Depreciation expense of right of use assets	40.9	29.7
Interest expense on lease liabilities	23.1	22.9
Expense relating to short-term leases (included in other expenses)	20.1	27.7
<b>Total amount recognised in the Statement of Profit and Loss</b>	<b>84.1</b>	<b>80.3</b>

For maturity analysis of lease liability, refer note 45 Financial risk management framework and policies under maturities of financial liabilities.

The Company had total cash outflows for leases of Rs. 65.1 million (previous year: Rs. 56.6 million). There are no future cash outflows relating to leases that have not yet commenced.

There are no leases having variable lease payments. The Company has not entered into any residual value contracts during the year. There are no sale and leaseback transactions during the year.

Extension and termination options are included in a number of leases. These are used to maximise operational flexibility in terms of managing the assets used in the Company's operations. The majority of extension and termination options held are exercisable only by the Company and not by the respective lessor.

Payments associated with short-term leases are recognised on a straight-line basis as an expense in the Statement of Profit and Loss. Short-term leases are leases with a lease term of 12 months or less. The Company did not have any leases impacted by Covid-19 related rent concession amendment.

## Notes to Standalone Ind AS Financial Statements

as at and for the year ended March 31, 2023

(All amounts in Rs. Million, unless otherwise stated)

### NOTE 42

#### (I) DETAILS OF LONG TERM BORROWINGS (INCLUDING CURRENT MATURITIES) AS AT MARCH 31, 2023

Breakup of long term borrowings as at March 31, 2023

Particulars	Long term borrowings (refer note 16)	Current maturities of long term borrowings (refer note 18)	Total Long term borrowings
Term loans from banks (for details Refer (A) below)	7,796.7	181.0	7,977.7
Non convertible debentures (for details Refer (B) below)	250.0	-	250.0
Less: Unamortised borrowing costs	(4.2)	(1.6)	(5.8)
<b>Carrying value of term loans from banks and non convertible debentures</b>	<b>8,042.5</b>	<b>179.4</b>	<b>8,221.9</b>

#### A. Term loans from banks:

Sr. No.	Amount of loan outstanding as at March 31, 2023	Repayment details of loan outstanding as at March 31, 2023
1	392.8	4 quarterly installment of Rs.7.8 million each, 4 quarterly installment of Rs.9.1 million each, 3 quarterly installment of Rs. 10.4 million each, 1 quarterly installment of Rs. 20.6 million, 4 quarterly installment of Rs. 23.0 million each, 4 quarterly installment of Rs. 25.9 million each, 2 quarterly installment of Rs. 31.5 million each and balance of Rs. 14.8 million would be paid as last installment as per revised repayment schedule.
2	237.7	4 quarterly installment of Rs. 5.1 million each, 4 quarterly installment of Rs. 6.0 million each, 3 quarterly installment of Rs. 6.7 million each, 1 quarterly installment of Rs. 14.0 million, 4 quarterly installment of Rs. 15.0 million each, 4 quarterly installment of Rs. 16.8 million each, 1 quarterly installment of Rs. 20.7 million and balance of Rs. 11.3 million as per revised repayment schedule.
3	712.7	5 quarterly installment of Rs. 13.3 million each, 4 quarterly installment of Rs. 15.5 million each, 3 quarterly installment of Rs. 17.7 million each, 1 quarterly installment of Rs. 35.4 million, 4 quarterly installment of Rs. 39.2 million each, 4 quarterly installment of Rs. 44.2 million each, 1 quarterly installment of Rs. 53.9 million and 2 quarterly installment of Rs. 54.1 million each as per revised repayment schedule.
4	374.7	4 quarterly installment of Rs. 7.6 million each, 4 quarterly installment of Rs. 8.9 million each, 3 quarterly installment of Rs. 10.2 million each, 5 quarterly installment of Rs. 20.3 million, 4 quarterly installment of Rs. 22.5 million each, 3 quarterly installment of Rs. 25.3 million each and balance of Rs. 10.7 million as per revised repayment schedule.
5	690.7	1 quarterly installment of Rs. 10.0 million each, 8 quarterly installment of Rs. 12.0 million each, 4 quarterly installment of Rs. 14.0 million each, 3 quarterly installment of Rs. 16.0 million each, 1 quarterly installment of Rs. 32.0 million, 4 quarterly installment of Rs. 35.5 million each, 4 quarterly installment of Rs. 40.0 million each and 2 quarterly installment of Rs. 49.0 million each and balance of Rs. 48.7 million as per revised repayment schedule
6	5,569.1	Partial loans have been disbursed against the total loan sanctioned taken from multiple banks and repayment of the loans would be made in 30 quarterly installments starting from June 2024 onwards.
<b>Total</b>	<b>7,977.7</b>	

#### B. Non-convertible debentures:

Sr. No.	Amount of Non convertible debentures outstanding as at March 31, 2023	Repayment details of Non convertible debentures outstanding as at March 31, 2023
1	250.0	Payable in 4 equal installments of Rs. 62.5 million at the end of 18th, 24th, 30th and 36th month from date of allotment i.e. March 29, 2023.
<b>Total</b>	<b>250.0</b>	

## Notes to Standalone Ind AS Financial Statements

as at and for the year ended March 31, 2023

(All amounts in Rs. Million, unless otherwise stated)

### NOTE 42 (Contd..)

#### II. Details of long term borrowings (including current maturities) as at March 31, 2022

Particulars	Long term Borrowings (refer note 16)	Current maturities of long term borrowings (refer note 18)	Total long Term borrowings
Term loans from banks (for details Refer (A) below)	2,474.0	165.3	2,639.3
Non convertible debentures (for details Refer (B) below)	625.0	312.5	937.5
Vehicle loans from banks (for details Refer (C) below)	3.9	5.0	8.9
Less: Unamortised borrowing costs	(6.3)	(2.5)	(8.8)
<b>Carrying value of term loans from banks and Non convertible debentures</b>	<b>3,096.6</b>	<b>480.3</b>	<b>3,576.9</b>

#### A. Term loans from banks:

Sr. No.	Amount of loan outstanding as at March 31, 2022	Repayment details of loan outstanding as at March 31, 2022
1	424.1	8 quarterly installment of Rs. 7.8 million each, 4 quarterly installment of Rs. 9.1 million each, 3 quarterly installment of Rs. 10.4 million each, 1 quarterly installment of Rs. 20.6 million, 4 quarterly installment of Rs. 23.0 million each, 4 quarterly installment of Rs. 25.9 million each, 2 quarterly installment of Rs. 31.5 million each and balance of Rs. 14.9 million would be paid as last installment as per revised repayment schedule.
2	258.2	8 quarterly installment of Rs. 5.1 million each, 4 quarterly installment of Rs. 6.0 million each, 3 quarterly installment of Rs. 6.7 million each, 1 quarterly installment of Rs. 14.0 million, 4 quarterly installment of Rs. 15.0 million each, 4 quarterly installment of Rs. 16.8 million each, 1 quarterly installment of Rs. 20.7 million and balance of Rs. 11.4 million as per revised repayment schedule.
3	763.6	1 quarterly installment of Rs. 11.1 million, 8 quarterly installment of Rs. 13.3 million each, 4 quarterly installment of Rs. 15.5 million each, 3 quarterly installment of Rs. 17.7 million each, 1 quarterly installment of Rs. 35.4 million, 4 quarterly installment of Rs. 39.2 million each, 4 quarterly installment of Rs. 44.2 million each, 1 quarterly installment of Rs. 53.9 million and 2 quarterly installment of Rs. 54.1 million each as per revised repayment schedule.
4	408.0	8 quarterly installment of Rs. 10.5 million each, 4 quarterly installment of Rs. 12.2 million each, 3 quarterly installment of Rs. 14.0 million each, 1 quarterly installment of Rs. 27.9 million, 4 quarterly installment of Rs. 31.0 million each, 2 quarterly installment of Rs. 34.9 million each and balance of Rs. 11.5 million as per revised repayment schedule.
5	710.7	3 quarterly installment of Rs. 10.3 million each, 8 quarterly installment of Rs. 12.4 million each, 4 quarterly installment of Rs. 14.3 million each, 3 quarterly installment of Rs. 16.3 million each, 1 quarterly installment of Rs. 33.0 million, 4 quarterly installment of Rs. 36.5 million each, 4 quarterly installment of Rs. 41.0 million each and 2 quarterly installment of Rs. 50.1 million each and balance of Rs. 31.3 million as per revised repayment schedule
6	62.7	Partial loan have been disbursed against the total loan sanctioned. The repayment of the loan would be made in 30 Quarterly installments starting from June 2024 onwards.
7	12.0	Partial loan have been disbursed against the total loan sanctioned. The repayment of the loan would be made in 30 Quarterly installments starting from June 2024 onwards.
<b>Total</b>	<b>2639.3</b>	

## Notes to Standalone Ind AS Financial Statements

as at and for the year ended March 31, 2023

(All amounts in Rs. Million, unless otherwise stated)

### NOTE 42 (Contd..)

#### B. Non-convertible debentures:

Sr. No.	Amount of Non convertible debentures outstanding as at March 31, 2022	Repayment details of Non convertible debentures outstanding as at March 31, 2022
1	937.5	Payable in 3 equal installments of Rs. 312.5 million at the end of 27th, 36th and 48th month from date of allotment i.e. November 03, 2020.
<b>Total</b>	<b>937.5</b>	

#### C. Vehicle loans from banks

Vehicle loans are repayable in equal monthly instalments.

### NOTE 43 - EMPLOYEES' STOCK OPTION PLANS

The Board of Directors and the Shareholders of the Company have approved a Scheme called as "Trident Limited Employee Stock Options Scheme - 2020 ("ESOS Scheme") and "Trident Limited Employee Stock Purchase Scheme - 2020" ("ESPS Scheme") in their meeting held on July 9, 2020 and May 16, 2020 respectively. Pursuant to the ESOS Scheme, the Company has constituted Trident Limited Employees Welfare Trust ("Trust") to acquire, hold and allocate/transfer equity shares of the Company to eligible employees (as defined in the ESOS and ESPS scheme) from time to time on the terms and conditions specified under the ESOS Scheme and ESPS Scheme.

The said trust had purchased, during the financial year 2020-21, Company's equity shares aggregated to 100,000,000 equity shares from the secondary open market at cost of Rs. 7.50 per share for which the Company had given loan to trust amounting to Rs. 751.0 million. The financial statements of the Trust have been included in the standalone Ind AS financial statements of the Company in accordance with the requirements of Ind AS and cost of such treasury shares has been presented as a deduction in other equity. Such number of equity shares (which are lying with trust) have been reduced while computing basic and diluted earnings per share.

#### (A) Trident Employees Stock Options Scheme, 2020

The Company had granted 66,00,000 stock options under the ESOS Scheme on November 12, 2022. Each option granted and vested under the Scheme shall entitle to the holder to acquire 1 equity share of Re. 1 each.

In respect of options granted under the Employees' Stock Option Scheme, 2020 the details of options outstanding are as under:

Particulars	Details
ESOP grant date	November 12, 2022
Exercise period under the ESOS	Exercisable within 4 years from date of respective vesting
Exercise price	INR 16.50
<b>VESTING PERIOD UNDER ESOS</b>	
End of first year	10%
End of second year	20%
End of third year	30%
End of fourth year	40%
<b>Fair value of grant date</b>	
End of first year	24.4
End of second year	25.0
End of third year	25.7
End of fourth year	26.2
Total number of options granted	66,00,000
Total number of options accepted	15,98,500
Options lapsed due to resignation/non acceptance	50,01,500
Options exercised	Not applicable since shares have not vested as yet.
Options lapsed because of ending of exercise period	Not applicable since shares have not vested as yet.
<b>Balance</b>	<b>15,98,500</b>
Share based payment expense (Rs. in million)	6.1

## Notes to Standalone Ind AS Financial Statements

as at and for the year ended March 31, 2023

(All amounts in Rs. Million, unless otherwise stated)

### NOTE 43 -EMPLOYEES' STOCK OPTION PLANS (Contd..)

#### (B) Trident Limited Employee Stock Purchase Scheme – 2020

The following share based payment arrangements are granted and exercised during the year:

Tranches	Number of Shares	Grant date	Expiry date	Exercise price (Rs.)	Fair value of grant date	Share based payment expense* (Rs. million)
Tranche 1	11,56,999	19-04-2022	Refer note 1 below	20.0	55.74	41.4
Tranche 2	3,80,200	12-05-2022	Refer note 1 below	20.0	55.98	13.7
Tranche 3	74,41,131	12-11-2022	Refer note 1 below	16.5	38.49	163.6
<b>Total</b>	<b>89,78,330</b>					<b>218.7</b>

The following share based payment arrangements are granted and exercised during the previous year:

Tranches	Number of Shares	Grant date	Expiry date	Exercise price (Rs.)	Fair value of grant date	Share based payment expense* (Rs. million)
Tranche 1	21,53,897	31-07-2021	Refer note 1 below	7.5	20.24	27.4
Tranche 2	51,04,223	21-10-2021	Refer note 1 below	21.0	38.45	89.0
Tranche 3	1,02,400	21-10-2021	Refer note 1 below	12.0	38.45	2.7
Tranche 4	14,15,303	22-11-2021	Refer note 1 below	28.0	41.91	19.7
Tranche 5	27,500	22-11-2021	Refer note 1 below	18.0	41.91	0.7
<b>Total</b>	<b>88,03,323</b>					<b>139.5</b>

Note 1: The exercise period shall be 30 days from the date of offer. Failure to comply within this time period results in lapsing of offer in the hands of Offeree

\* includes recovery of Rs. 4.5 million (Previous year Nil) from related parties (refer note 39).

#### Movements in ESPS during the year

Particulars	2022-23	2021-22
	Number of ESPS	Number of ESPS
Balance at beginning of year	-	-
Acceptance during the year	89,78,330	92,02,749
Number of shares against which amount refunded	-	(3,99,426)
Granted during the year	89,78,330	88,03,323
Exercised during the year	89,78,330	88,03,323
Balance at the end of year	-	-

Based on various judicial pronouncements and opinion obtained by the Company from experts, the Company has taken allowance of share based payment expense while computing income tax provision for the current year.

During the current year, nomination and remuneration committee ("NRC") has approved the winding-up of Trident Limited Employee Stock Purchase Scheme – 2020 and approved the excess monies or shares remaining with the Trust after meeting all the obligations, if any, to be utilised for repayment of loan to Trident Limited. Accordingly, during the current year, Trust has sold 18,293,707 shares and proceeds from transfer of shares has been utilised for the repayment of loan to the Company.

Based on approval of NRC, for remaining 62,328,640 Equity Shares, the Company is seeking approval of shareholders of the Company for implementation of Trident Limited General Employee Benefits Scheme – 2023 by transferring remaining shares from Trident Limited Employee Stock Purchase Scheme – 2020 to Trident Limited General Employee Benefits Scheme – 2023. The Company has also obtained expert opinion on compliance in this regard.

## Notes to Standalone Ind AS Financial Statements

as at and for the year ended March 31, 2023

(All amounts in Rs. Million, unless otherwise stated)

### NOTE 44 (a) - CURRENT TAX AND DEFERRED TAX

#### (i) Income tax expense recognised in the Statement of Profit and Loss

Particulars	For the year ended March 31, 2023	For the year ended March 31, 2022
<b>(A) Current Tax:</b>		
- in respect of current year	1,360.3	2,926.6
- in respect of earlier years	(4.5)	(2.4)
<b>Total (A)</b>	<b>1,355.8</b>	<b>2,924.2</b>
<b>(B) Deferred Tax:</b>		
- in respect of current year	(2.6)	(160.1)
- in respect of earlier years	(29.3)	3.2
<b>Total (B)</b>	<b>(31.9)</b>	<b>(156.9)</b>
<b>Total income tax expense (A+B)</b>	<b>1,323.9</b>	<b>2,767.3</b>

#### (ii) Income tax recognised in other comprehensive income

Particulars	For the year ended March 31, 2023	For the year ended March 31, 2022
<b>Current tax relating to items recognised in other comprehensive income during the year on:</b>		
- Remeasurement loss/(gain) of defined benefit obligations	(21.9)	-
<b>Total current tax (charge) recognised in other comprehensive income</b>	<b>(21.9)</b>	<b>-</b>
<b>Deferred tax related to items recognised in other comprehensive income during the year:</b>		
- Remeasurement loss/(gain) of defined benefit obligations	-	(18.3)
- Effective portion of cash flow hedge reserve	3.5	30.2
<b>Total deferred tax credit recognised in other comprehensive income</b>	<b>3.5</b>	<b>11.9</b>
<b>Total tax credit / (charge) recognised in other comprehensive income</b>	<b>(18.4)</b>	<b>11.9</b>
Classification of income tax recognised in other comprehensive income		
- Income taxes related to items that will not be reclassified to profit or loss	(21.9)	(18.3)
- Income taxes related to items that will be reclassified to profit or loss	3.5	30.2
<b>Total</b>	<b>(18.4)</b>	<b>11.9</b>

#### (iii) Reconciliation of income tax expense and the accounting profit multiplied by Company's domestic tax rate:

Particulars	For the year ended March 31, 2023	For the year ended March 31, 2022
<b>Profit before tax as per the Statement of Profit and Loss</b>	<b>5,542.9</b>	<b>10,916.8</b>
Income tax expense calculated at 25.168%	1,395.0	2,747.5
Add: Income tax impact on disallowances of items of permanent nature	0.2	36.2
Add: Income tax for earlier years recognised in the Statement of Profit and Loss	(33.8)	0.8
Add: : Impact of income tax on dividend income received by Trident Employee Welfare Trust	-	25.6
Less: Income tax impact on change of indexed cost of acquisition on fair valuation gain of land	(37.5)	(42.8)
<b>Income tax as per (i) above</b>	<b>1,323.9</b>	<b>2,767.3</b>

## Notes to Standalone Ind AS Financial Statements

as at and for the year ended March 31, 2023

(All amounts in Rs. Million, unless otherwise stated)

### NOTE 44 (b) - Movement in deferred tax balances

Particulars	As at March 31, 2022	Recognised in Statement of Profit and Loss	Recognised in other comprehensive income	As at March 31, 2023
<b>Tax effect of items constituting deferred tax liabilities</b>				
Property, plant and equipment and Intangible assets	3,056.7	(49.7)	-	3,007.0
Financial assets at fair value through Statement of Profit and Loss	0.4	-	-	0.4
Provision for employee benefits - gratuity	27.7	-	-	27.7
Right to use assets	57.9	(8.7)	-	49.2
Others - cash flow hedge	22.0	-	(3.5)	18.5
	<b>3,164.7</b>	<b>(58.4)</b>	<b>(3.5)</b>	<b>3,102.8</b>
<b>Tax effect of items constituting deferred tax assets</b>				
Provision for employee benefits - bonus and leave benefits	53.7	(23.0)	-	30.7
Lease Liability	63.5	(4.4)	-	59.1
Expected credit loss allowance	2.4	(0.1)	-	2.3
Others	6.4	1.0	-	7.4
	<b>126.0</b>	<b>(26.5)</b>	<b>-</b>	<b>99.5</b>
<b>Net deferred tax liabilities</b>	<b>3,038.7</b>	<b>(31.9)</b>	<b>(3.5)</b>	<b>3,003.3</b>

Particulars	As at March 31, 2021	Recognised in Statement of Profit and Loss	Recognised in other comprehensive income	As at March 31, 2022
<b>Tax effect of items constituting deferred tax liabilities</b>				
Property, plant and equipment and intangible assets	3,223.3	(166.6)	-	3,056.7
Financial assets at fair value through Statement of Profit and Loss	0.4	-	-	0.4
Provision for employee benefits - gratuity	3.5	5.9	18.3	27.7
Right to use assets	63.2	(5.3)	-	57.9
Others - cash flow hedge	52.2	-	(30.2)	22.0
	<b>3,342.6</b>	<b>(166.0)</b>	<b>(11.9)</b>	<b>3,164.7</b>
<b>Tax effect of items constituting deferred tax assets</b>				
Provision for employee benefits - bonus and leave benefits	57.3	(3.6)	-	53.7
Lease liability	66.3	(2.8)	-	63.5
Expected credit loss allowance	1.0	1.4	-	2.4
Others	10.5	(4.1)	-	6.4
	<b>135.1</b>	<b>(9.1)</b>	<b>-</b>	<b>126.0</b>
<b>Net deferred tax liabilities</b>	<b>3,207.5</b>	<b>(156.9)</b>	<b>(11.9)</b>	<b>3,038.7</b>

### NOTE 45 - FINANCIAL INSTRUMENTS

#### Capital management

For the purpose of Company's capital management, capital includes Issued equity capital and all reserves attributable to equity holders of the Company.

The Company's capital management objectives are:

- to ensure the Company's ability to continue as a going concern
- to provide an adequate return to shareholders by pricing products and services commensurately with the level of risk."

The Company manages capital risk in order to maximize shareholders' profit by maintaining sound/optimal capital structure through monitoring of financial ratios, such as net debt-to-equity ratio on a monthly basis and implements capital structure improvement plan when necessary. There is no change in the overall capital risk management strategy of the Company compared to last year.

## Notes to Standalone Ind AS Financial Statements

as at and for the year ended March 31, 2023

(All amounts in Rs. Million, unless otherwise stated)

### NOTE 45 - FINANCIAL INSTRUMENTS (Contd..)

Refer Note 56 for 'Debt-to-equity ratio as of March 31, 2023 and March 31, 2022

Fair Values and its categories:

Set out below, is a comparison by class of the carrying amounts and fair value of the Company's financial instruments:

Particulars	Carrying Value		Fair Value	
	As at March 31, 2023	As at March 31, 2022	As at March 31, 2023	As at March 31, 2022
<b>Financial assets</b>				
<b>Measured at fair value through profit or loss</b>				
Investments (refer note 4)*	4.9	11.0	4.9	11.0
Derivative financial instruments (refer note 12)	5.6	2.6	5.6	2.6
<b>Measured at amortised cost</b>				
Security deposits (refer note 5)	520.6	451.2	520.6	451.2
Bank deposits with remaining maturity more than 12 months (refer note 5)	1,850.0	-	1,850.0	-
Interest accrued on deposits (refer note 5)	26.5	-	26.5	-
<b>Measured at fair value through other comprehensive income</b>				
Derivative financial instruments (refer note 12)	81.3	98.7	81.3	98.7
<b>Financial liabilities</b>				
<b>Measured at amortised cost</b>				
Borrowings (Including current maturities) (refer note 16 and 18)	8,221.9	3,576.9	8,221.9	3,576.9
Payables on purchase of property, plant and equipment (refer note 17)	32.8	40.3	32.8	40.3
<b>Measured at fair value through profit or loss</b>				
Derivative financial instrument (refer note 20)	0.5	5.2	0.5	5.2
<b>Measured at fair value through other comprehensive income</b>				
Derivative financial instrument (refer note 20)	7.9	11.3	7.9	11.3

\* Investment in note 4 (a) represents investments in equity shares of subsidiaries and associate which are carried at cost and hence are not required to be disclosed as per Ind AS 107 "Financial Instruments Disclosures". Hence, the same have been excluded from the above table.

The management assessed that fair value of trade receivables, cash and cash equivalents, other bank balances, other current financial assets (except derivative financial assets), short term borrowings, trade payables and other current financial liabilities (except derivative financial liabilities) approximate their carrying amounts largely due to short-term maturities of these instruments.

The fair value of the financial assets and liabilities is included at the amount at which the instrument could be exchanged in a current transaction between willing parties, other than in a forced or liquidation sale.

#### Fair value hierarchy

The following table provides an analysis of financial instruments that are measured subsequent to initial recognition at fair value, grouped into Level 1 to Level 3, as described below

Level 1: 'Quoted prices in an active market: This level of hierarchy includes financial instruments that are measured by reference to quoted prices (unadjusted) in active markets for identical assets or liabilities.

Level 2: 'Valuation techniques for which the lowest level input that is significant to the fair value measurement is directly or indirectly observable. This level of hierarchy include Company's over-the-counter (OTC) derivative contracts and mutual funds.

Level 3: Valuation techniques for which the lowest level input that is significant to the fair value measurement is unobservable.



## Notes to Standalone Ind AS Financial Statements

as at and for the year ended March 31, 2023

(All amounts in Rs. Million, unless otherwise stated)

### NOTE 45 - FINANCIAL INSTRUMENTS (Contd..)

#### A. Fair value hierarchy as at 31 March 2023

Particulars	As at March 31, 2023	Level 1	Level 2	Level 3	Valuation technique(s) and key input(s)
<b>Financial assets</b>					
- investments in private equity fund (refer note 4)	3.7	-	3.7	-	NAV published in annual report of private equity fund.
- investments in unquoted equity instruments * (refer note 4)	1.2	-	-	1.2	
- Derivatives instruments at fair value through profit or loss	5.6	-	5.6	-	Fair value of forward contracts is determined using forward exchange rates prevailing with authorised dealers dealing in foreign exchange.
- Derivatives instruments at fair value through other comprehensive income	81.3	-	81.3	-	Fair value of forward contracts is determined using forward exchange rates prevailing with authorised dealers dealing in foreign exchange.
<b>Financial liabilities</b>					
- Derivatives instruments at fair value through profit or loss	0.5	-	0.5	-	Fair value of forward contracts is determined using forward exchange rates prevailing with authorised dealers dealing in foreign exchange.
- Derivatives instruments at fair value through other comprehensive income	7.9	-	7.9	-	Fair value of forward contracts is determined using forward exchange rates prevailing with authorised dealers dealing in foreign exchange.

There have been no transfers between Level 1, Level 2 and Level 3 during the year.

\* The fair value of these investments appearing under Level III approximates the carrying value and hence, the valuation technique and inputs with sensitivity analysis have not been given.

#### Fair value hierarchy as at 31 March 2022

Particulars	As at March 31, 2022	Level 1	Level 2	Level 3	Valuation technique(s) and key input(s)
<b>Financial assets</b>					
- investments in private equity fund (refer note 4)	9.8	-	9.8	-	NAV published in annual report of private equity fund.
- investments in unquoted equity instruments * (refer note 4)	1.2	-	-	1.2	
- Derivatives instruments at fair value through profit or loss	2.6	-	2.6	-	Fair value of forward contracts is determined using forward exchange rates prevailing with authorised dealers dealing in foreign exchange.
- Derivatives instruments at fair value through other comprehensive income	98.7	-	98.7	-	Fair value of forward contracts is determined using forward exchange rates prevailing with authorised dealers dealing in foreign exchange.
<b>Financial liabilities</b>					
- Derivatives instruments at fair value through profit or loss	5.2	-	5.2	-	Fair value of forward contracts is determined using forward exchange rates prevailing with authorised dealers dealing in foreign exchange.
- Derivatives instruments at fair value through other comprehensive income	11.3	-	11.3	-	Fair value of forward contracts is determined using forward exchange rates prevailing with authorised dealers dealing in foreign exchange.

There have been no transfers between Level 1, Level 2 and Level 3 during the year.

\* The fair value of these investments appearing under Level III approximates the carrying value and hence, the valuation technique and inputs with sensitivity analysis have not been given.

## Notes to Standalone Ind AS Financial Statements

as at and for the year ended March 31, 2023

(All amounts in Rs. Million, unless otherwise stated)

### NOTE 45 - FINANCIAL INSTRUMENTS (Contd..)

#### Financial Risk Management Framework

The Company's principal financial liabilities, other than derivatives, comprise loans and borrowings, lease liabilities, trade and other payables. The main purpose of these financial liabilities is to finance the Company's operations. The Company's principal financial assets include trade and other receivables, receivables from government authorities, security deposits and cash and cash equivalents that derive directly from its operations. The Company also holds investments and enters in to derivative transactions.

The Company's corporate treasury function provides services to the business, co-ordinates access to domestic and international financial markets, monitors and manages the financial risks relating to the operations of the Company through internal risk reports which analyse exposures by degree and magnitude of risks. These risks include market risk (including currency risk, interest rate risk and other price risk), credit risk and liquidity risk.

The Company seeks to minimise the effects of these risks by using derivative financial instruments to hedge risk exposures. The Company does not enter into or trade financial instruments, including derivative financial instruments, for speculative purposes.

The Chief financial officer reports quarterly to the Board of Directors of the Company for monitoring risks and reviewing policies implemented to mitigate risk exposures.

#### Credit risk

Credit risk arises when a counterparty defaults on its contractual obligations to pay resulting in financial loss to the Company. The Company has adopted a policy of only dealing with creditworthy counterparties and obtaining sufficient collateral, where appropriate, as a means of mitigating the risk of financial loss from defaults. The Company has also taken export credit insurance for mitigation of export credit risk for certain parties.

The maximum exposure to the credit risk at the reporting date is primarily from trade receivables amounting to Rs. 2,720.2 million and Rs. 5,285.3 million as of March 31, 2023 and March 31, 2022, respectively. Trade receivables consist of a large number of customers, spread across diverse industries and geographical areas. Credit risk has always been managed by the Company through credit approvals, establishing credit limits and continuously monitoring the credit worthiness of customers to which the Company grants credit terms in the normal course of business and by way of taking credit insurance against export receivables.

The following table gives details in respect of percentage of revenues generated from top one customer and top five customers (excluding incentives):

Particulars	As at 31-Mar-23	As at 31-Mar-22
Revenue from top customer (%)	13.2%	16.7%
Revenue from top five customers (%)	33.3%	35.2%

\*Revenue from top customer amounting to Rs. 7,808.4 million (Previous year Rs. 10,900.9 million) pertains to segment in USA market

#### Credit Risk Exposure

The Company has used a practical expedient by computing the expected loss allowance for trade receivables based on historical credit loss experience and adjustments for forward looking information

#### For Trade receivables ageing refer note 58

The allowance for lifetime expected credit loss on customer balances for the year ended March 31, 2023 was Rs. 6.9 million (Previous year Rs.7.3 million).

Particulars	As at 31-Mar-23	As at 31-Mar-22
Balance at the beginning	7.3	1.8
Expected credit loss recognised	-	5.5
Reversed during the year	0.4	-
<b>Balance at the end</b>	<b>6.9</b>	<b>7.3</b>

## Notes to Standalone Ind AS Financial Statements

as at and for the year ended March 31, 2023

(All amounts in Rs. Million, unless otherwise stated)

### NOTE 45 - FINANCIAL INSTRUMENTS (Contd..)

In case of its non-current financial assets i.e. Other Incentive receivables from Government authorities, the Company has computed the expected loss allowance based on its expectation of time period involved in realisation of cash flows, The allowance for lifetime expected credit loss on non-current financial assets is Nil (Previous year Nil). The following is the movement in the expected credit loss allowance.

Particulars	As at 31-Mar-23	As at 31-Mar-22
Balance at the beginning	-	30.0
Expected credit loss recognised	-	-
Written off during the year	-	30.0
<b>Balance at the end</b>	<b>-</b>	<b>-</b>

#### Liquidity risk

##### (i) Liquidity risk management

The Company's objective is to maintain optimum levels of liquidity to meet its cash and collateral requirements at all times.

The Chief Financial Officer of the Company is responsible for liquidity risk management and the Company has established an appropriate liquidity risk management framework for the management of the Company's short, medium and long-term funding and liquidity management requirements. Liquidity risk is managed by maintaining adequate reserves, banking facilities and reserve borrowing facilities, by continuously monitoring forecast and actual cash flows, and by matching the maturity profiles of financial assets and liabilities. The Chief Financial Officer reports the same to the Board of Directors on quarterly basis."

##### (ii) Maturities of financial liabilities

The following tables detail the Company's remaining contractual maturity for its non-derivative financial liabilities with agreed repayment periods. The amount disclosed in the tables have been drawn up based on the undiscounted contractual cash flows of financial liabilities based on the earliest date on which the Company can be required to pay. The tables include both interest and principal cash flows.

Particulars	Less than 1 Year	1-3 Years	3 Years to 5 Years	5 years and above	Total undiscounted contractual cash flows	Carrying amount of liabilities
<b>March 31, 2023</b>						
<b>Non-interest bearing</b>						
- Trade payable	5,484.1	-	-	-	5,484.1	5,484.1
- Interest accrued but not due on borrowings	12.1	-	-	-	12.1	12.1
- Payables to employees	690.7	-	-	-	690.7	690.7
- Payables on purchase of property, plant and equipment	1,337.8	24.6	8.2	-	1,370.6	1,370.6
- Unclaimed dividend	150.4	-	-	-	150.4	150.4
- Other liabilities	75.2	-	-	-	75.2	75.2
<b>Fixed-interest bearing</b>						
- Security deposits	88.3	-	-	-	88.3	88.3
- Non-Convertible debentures	-	250.0	-	-	250.0	250.0
<b>Variable interest rate instruments</b>						
- Borrowings from banks and other financial institution	5,700.2	1,213.0	2,062.2	4,521.5	13,496.9	13,491.1
- Lease liabilities	58.9	113.2	63.1	275.2	510.4	296.5
<b>Total</b>	<b>13,597.7</b>	<b>1,600.8</b>	<b>2,133.5</b>	<b>4,796.7</b>	<b>22,128.7</b>	<b>21,909.0</b>

## Notes to Standalone Ind AS Financial Statements

as at and for the year ended March 31, 2023

(All amounts in Rs. Million, unless otherwise stated)

### NOTE 45 - FINANCIAL INSTRUMENTS (Contd..)

Particulars	Less than 1 Year	1-3 Years	3 Years to 5 Years	5 years and above	Total undiscounted contractual cash flows	Carrying amount of liabilities
<b>March 31, 2022</b>						
<b>Non-interest bearing</b>						
- Trade Payable	4,545.9	-	-	-	4,545.9	4,545.9
- Interest accrued but not due on borrowings	10.0	-	-	-	10.0	10.0
- Payables to employees	672.2	-	-	-	672.2	672.2
- Payables on purchase of property, plant and equipment	509.8	22.0	18.3	-	550.1	550.1
- Unclaimed dividend	148.6	-	-	-	148.6	148.6
- Other liabilities	64.6	-	-	-	64.6	64.6
<b>Fixed-interest bearing</b>						
- Security deposits	85.1	-	-	-	85.1	85.1
- Non-convertible debentures	312.5	625.0	-	-	937.5	936.1
- Borrowings from banks and other financial institution	12,299.6	491.2	771.6	1,215.1	14,777.5	14,770.1
- Lease liabilities	40.7	72.1	68.9	306.6	488.3	257.6
<b>Total</b>	<b>18,689.0</b>	<b>1,210.3</b>	<b>858.8</b>	<b>1,521.7</b>	<b>22,279.8</b>	<b>22,040.3</b>

#### Derivative financial instruments

The Company holds derivative financial instruments such as foreign currency forward contracts to mitigate the risk of changes in exchange rates on foreign currency exposures. The counterparty for these contracts is generally a bank or a financial institution. These derivative financial instruments are valued based on quoted prices for similar assets and liabilities in active markets or inputs that are directly or indirectly observable in the marketplace.

Particulars	Less than 1 Year	1-3 Years	3 Years to 5 Years	5 years and above
<b>Derivative financial instruments</b>				
<b>March 31, 2023</b>				
Foreign exchange forward contracts (at forward rate) (highly probable forecast sales)				
- USD	12,009.4	-	-	-
<b>Total</b>	<b>12,009.4</b>	<b>-</b>	<b>-</b>	<b>-</b>
<b>March 31, 2023</b>				
Foreign exchange forward contracts (at forward rate) hedging against purchase				
- EUR	528.9	-	-	-
- USD	21.0	-	-	-
<b>Total</b>	<b>549.9</b>	<b>-</b>	<b>-</b>	<b>-</b>
<b>March 31, 2023</b>				
Foreign exchange option contracts (at closing spot rate)				
- USD	-	-	-	-
<b>Total</b>	<b>-</b>	<b>-</b>	<b>-</b>	<b>-</b>
<b>Derivative financial instruments</b>				
<b>March 31, 2022</b>				
Foreign exchange forward contracts (at forward rate) (highly probable forecast sales)				
- USD	12,990.8	-	-	-
<b>Total</b>	<b>12,990.8</b>	<b>-</b>	<b>-</b>	<b>-</b>

## Notes to Standalone Ind AS Financial Statements

as at and for the year ended March 31, 2023

(All amounts in Rs. Million, unless otherwise stated)

### NOTE 45 - FINANCIAL INSTRUMENTS (Contd..)

Particulars	Less than 1 Year	1-3 Years	3 Years to 5 Years	5 years and above
<b>March 31, 2022</b>				
Foreign exchange forward contracts (at forward rate) hedging against purchase				
- EUR	688.3	-	-	-
- CHF	176.1	-	-	-
<b>Total</b>	<b>864.4</b>	<b>-</b>	<b>-</b>	<b>-</b>
<b>March 31, 2022</b>				
Foreign exchange option contracts (at closing spot rate)				
- USD	37.9	-	-	-
<b>Total</b>	<b>37.9</b>	<b>-</b>	<b>-</b>	<b>-</b>

#### Financing arrangements

The Company had access to following borrowing facilities at the end of the reporting period:

Particulars	31-Mar-23	31-Mar-22
Cash credit/export packing credit/working capital loans from banks		
- Utilised	5,475.3	11,973.1
- Non Utilised	12,524.7	6,026.9
Secured bill acceptance facility		
- Utilised	43.9	156.2
- Non Utilised	1,956.1	1,843.8
	<b>20,000.0</b>	<b>20,000.0</b>

#### Market risk

Market risk is the risk that the fair value or future cash flows of a financial instrument will fluctuate because of changes in market prices. Market risk comprises two types of risk: currency risk and interest rate risk. Financial instruments affected by market risk includes loan and borrowings, lease liabilities and derivative financial instruments. The objective of market risk management is to manage and control market risk exposures within acceptable parameters, while optimising the return. The Company uses derivatives to manage market risks. Derivatives are only used for economic hedging purposes and not as speculative investments. All such transactions are carried out within the guidelines set by the Board of Directors and Risk Management Committee.

There has been no significant changes to the Company's exposure to market risk or the methods in which they are managed or measured.

#### Currency Risk

Foreign currency risk is the risk that the fair value or future cash flows of an exposure will fluctuate because of changes in foreign exchange rates. The Company undertakes transactions denominated in foreign currencies; consequently, exposures to exchange rate fluctuations arise. The Company's exposure to currency risk relates primarily to the Company's operating activities when transactions are denominated in a different currency from the Company's functional currency.

The Company manages its foreign currency risk by hedging transactions that are expected to occur within a maximum 12 month period for hedges of forecasted sales.

## Notes to Standalone Ind AS Financial Statements

as at and for the year ended March 31, 2023

(All amounts in Rs. Million, unless otherwise stated)

### NOTE 45 - FINANCIAL INSTRUMENTS (Contd..)

#### Foreign currency rate sensitivity

The carrying amounts of the Company's foreign currency denominated monetary assets and monetary liabilities at the end of the reporting period are as follows.

Particulars	Currency	March 31, 2023	March 31, 2022
Trade Receivables	USD	23.2	52.1
	GBP	-	0.1
	EUR*	0.0	0.0
	AUD*	0.0	-
	SGD*	-	0.0
Trade payables and payables on purchase of property, plant and equipment and intangible assets	USD	14.7	13.1
	EUR	3.8	0.3
	CHF	0.4	-
	AED	2.0	2.6

\*Represents EUR 222 and AUD 4,449 (Previous year SGD 28,960).

Of the above foreign currency exposures, the following exposures are not hedged by a derivative.

Particulars	Currency	March 31, 2023	March 31, 2022
Trade receivables	GBP	-	0.1
	EUR*	0.0	0.0
	AUD*	0.0	-
	SGD*	-	0.0
Trade payables and payables on purchase of property, plant and equipment and intangible assets	USD	14.7	13.1
	EUR	3.8	0.3
	CHF	0.4	-
	AED	2.0	2.6

\*Represents EUR 222 and AUD 4,449 (Previous year SDG 28,960).

For the year ended March 31, 2023, every 1 percent depreciation/appreciation in the exchange rate against USD, might have affected the Company's incremental margins (profit as a percentage to revenue) approximately by 0.43%. The Company's exposure to foreign currency changes for all other currencies is not material.

#### Interest rate risk

Interest rate risk is the risk that the fair value or future cash flows of a financial instrument will fluctuate because of changes in market interest rates. The Company's exposure to the risk of changes in market interest rates relates primarily to the Company's debt obligations with floating interest rates. The borrowings (excluding non convertible debentures) as at March 31, 2023 is Rs. 13,491.1 million (previous year Rs. 14,770.1 million) which are interest bearing and interest rates are variable.

#### Interest rate sensitivity

For the year ended March 31, 2023, every 1 percentage increase/decrease in weighted average bank interest rate might have affected the Company's incremental margins (profit as a percentage to revenue) approximately by 0.23% (previous year 0.15%).

#### Price risk

The Company's investments in other funds are susceptible to market price risk arising from uncertainties about future values of the investment securities. The Company manages the price risk through diversification and by placing limits on individual and total equity instruments. Reports on the portfolio are submitted to the Company's senior management on a regular basis.

At the reporting date, the exposure in other funds is Rs.3.7 million (previous year Rs. 9.8 million). A decrease or increase in NAV of 5% could have an impact of approximately of Rs.0.2 million (previous year Rs. 0.5 million) on the profit or loss.

## Notes to Standalone Ind AS Financial Statements

as at and for the year ended March 31, 2023

(All amounts in Rs. Million, unless otherwise stated)

### NOTE 45 - FINANCIAL INSTRUMENTS (Contd..)

#### Derivatives not designated as hedging instruments

The Company uses forward currency contracts and option currency contracts to hedge its foreign currency risks. Derivative contracts not designated by management as hedging instruments are initially recognised at fair value on the date on which a derivative contract is entered into and are subsequently re-measured at fair value on each reporting date. Such contracts are entered into for periods consistent with exposure of the underlying transactions.

#### Derivatives designated as hedging instruments

The Company enters into hedging instruments in accordance with policies as approved by the Board of Directors with written principles which is consistent with the risk management strategy of the Company.

#### Cash flow hedges

##### Foreign currency risk

Foreign exchange forward contracts are designated as hedging instruments in cash flow hedges of forecasted hedged items in US dollar and Euro. These forecast transactions are highly probable.

The foreign exchange forward contract balances vary with the level of expected foreign currency sales and changes in foreign exchange forward rates.

The fair value of derivative financial instruments is as follows:

Particulars	March 31, 2023		March 31, 2022	
	Assets	Liabilities	Assets	Liabilities
Fair value of foreign currency forward exchange and range forward option contract designated as hedging instruments	81.3	7.9	98.7	11.3

The critical terms of the foreign currency forward contracts match the terms of the expected highly probable forecast sale transactions. As a result, no hedge ineffectiveness arises requiring recognition through profit or loss.

The cash flow hedges of the forecasted sale transactions during the year ended March 31, 2023 were assessed to be highly effective and unrealised loss of Rs. 13.9 million (Previous year Rs. 119.9 million, with a deferred tax charge of Rs. 3.5 million (Previous year Rs. 30.2 million) relating to the hedging instruments, is included in other comprehensive income.

The following table includes the maturity profile of the hedged foreign exchange forward contracts:

(In million)

Particulars	Maturity					Total
	Less than 1 month	1 to 3 months	3 to 6 months	6 to 9 months	9 to 12 months	
<b>As at March 31, 2023</b>						
<b>Foreign exchange forward contracts (highly probable forecast sales)</b>						
Notional amount (in USD)	-	68.6	45.0	30.6	-	144.2
Average forward rate (USD/INR)	-	82.9	83.5	83.7	-	-
<b>As at March 31, 2022</b>						
<b>Foreign exchange forward contracts (highly probable forecast sales)</b>						
Notional amount (in USD)	-	72.1	50.2	45.7	-	168.0
Average forward rate (USD/INR)	-	76.8	77.4	78.2	-	-
<b>Foreign exchange option contracts (highly probable forecast sales)</b>						
Notional amount (in USD)	-	-	0.5	-	-	0.5
Average option contract rate (USD/INR)	-	-	78.3	-	-	-

## Notes to Standalone Ind AS Financial Statements

as at and for the year ended March 31, 2023

(All amounts in Rs. Million, unless otherwise stated)

### NOTE 45 - FINANCIAL INSTRUMENTS (Contd..)

The impact of the hedging instruments on the balance sheet is as follows:

(In million)

Particulars	Notional Amount (USD)	Carrying Amount (Rs.)	Line item in the statement of financial position	Change in fair value used for measuring ineffectiveness for the year
<b>As at March 31, 2023</b>				
Foreign exchange forward contracts (in USD) of exports	123.1	81.3	Other current financial assets	81.3
Foreign exchange forward contracts (in USD) of exports	21.1	7.9	Other current financial liabilities	7.9
<b>As at March 31, 2022</b>				
Foreign exchange forward and option contracts (in USD) of exports	130.8	98.7	Other current financial assets	98.7
Foreign exchange forward contracts (in USD) of exports	37.7	11.3	Other current financial liabilities	11.3

The impact of hedged items on the Statement of Financial Position is, as follows:

Particulars	March 31, 2023		March 31, 2022	
	Change in fair value used for measuring ineffectiveness	Cash flow hedge reserve	Change in fair value used for measuring ineffectiveness	Cash flow hedge reserve
Highly probable forecast sales	(13.9)	(13.9)	(119.9)	(119.9)

The effect of the cash flow hedge in the Statement of Profit and Loss and Other comprehensive income is, as follows:

Particulars	Total hedging gain/(loss) recognised in other comprehensive income	Ineffectiveness recognised in Profit or Loss	Line item in the Statement of Profit and Loss	Gain/(loss) reclassified from other comprehensive income to Profit or Loss on cancellation of foreign exchange forward contracts	Line item in the statement of Profit and Loss
<b>March 31, 2023</b>					
Highly probable forecast sales	24.9	-	-	(38.8)	Revenue from contract with customers
<b>March 31, 2022</b>					
Highly probable forecast sales	(189.5)	-	-	69.6	Revenue from contract with customers

#### Impact of hedging on equity

Set out below is the reconciliation of each component of equity and the analysis of other comprehensive income:

Particulars	Gain/(loss) in Cash flow hedge reserve
<b>As at 31 March 2023</b>	(13.9)
Effective portion of changes in fair value arising from Foreign exchange forward contracts	24.9
Amount reclassified to profit or loss on cancellation of foreign exchange forward contracts	(38.8)
Tax (charge)/credit	3.5

## Notes to Standalone Ind AS Financial Statements

as at and for the year ended March 31, 2023

(All amounts in Rs. Million, unless otherwise stated)

### NOTE 45 - FINANCIAL INSTRUMENTS (Contd..)

Particulars	Gain/(loss) in Cash flow hedge reserve
<b>As at 31 March 2022</b>	(119.9)
Effective portion of changes in fair value arising from Foreign exchange forward contracts	(189.5)
Amount reclassified to profit or loss on cancellation of foreign exchange forward contracts	69.6
Tax (charge)/credit	30.2

#### Valuation Technique

The Company enters into derivative financial instruments with various counterparties, principally banks and financial institutions with investment grade credit ratings. Foreign exchange forward and option contracts are valued using valuation techniques, which employs the use of market observable inputs. The most frequently applied valuation techniques include forward pricing models, using present value calculations. Where quoted market prices are not available, fair values are based on management's best estimates, which are arrived at by the reference to market prices.

The Company has the following derivative instruments outstanding as at the year-end against its foreign currency exposures / future transactions:

S. No.	Details of derivatives	Currency	Amount (in million)	Purpose
<b>Forward and option contracts</b>				
<b>As at March 31, 2023</b>				
1	Sale	USD	144.2	Hedging against future contracts / trade receivables
2	Purchase	EUR	5.9	Hedging against project imports
3	Purchase	USD	0.3	Hedging against project imports
<b>As at March 31, 2022</b>				
1	Sale	USD	168.5	Hedging against future contracts / trade receivables
2	Purchase	EUR	8.1	Hedging against project imports
3	Purchase	CHF	3.0	Hedging against project imports

#### Disclosure of currency options contracts:

##### a. Currency options contracts:

As at year end, the net open position of currency options contracts is as follows:

Currency	Buy contracts	Sell contracts	Net Open Position – long/(short)	Premium paid	MTM (gain)/ loss	Sum of net
	(Quantity)	(Quantity)	(Quantity)	(Rs. million) (1)	(Rs. million) (2)	(Rs. million) (1+2)
<b>As at March 31, 2023</b>						
Currency options contracts						
USD	-	-	-	-	-	-
<b>Total</b>	<b>-</b>	<b>-</b>	<b>-</b>	<b>-</b>	<b>-</b>	<b>-</b>
<b>As at March 31, 2022</b>						
Currency options contracts						
USD	-	0.5	(0.5)	0.1	(0.5)	(0.4)
<b>Total</b>	<b>-</b>	<b>0.5</b>	<b>(0.5)</b>	<b>0.1</b>	<b>(0.5)</b>	<b>(0.4)</b>

## Notes to Standalone Ind AS Financial Statements

as at and for the year ended March 31, 2023

(All amounts in Rs. Million, unless otherwise stated)

### NOTE 46

The Company did not have any long-term contracts including derivative contracts for which there were any material foreseeable losses.

### NOTE 47 - DISTRIBUTION MADE AND PROPOSED

Dividends on equity shares declared and paid:	As at March 31, 2023	As at March 31, 2022
Interim dividend for the year ended on 31 March 2023: Rs. 0.36 per share*	1,802.3	-
Final dividend for the year ended on 31 March 2021: Rs. 0.36 per share**	-	1,834.6
Interim dividend for the year ended on 31 March 2022: Rs. 0.36 per share***	-	1,834.6
<b>Total</b>	<b>1,802.3</b>	<b>3,669.2</b>

\*Interim dividend declared and distributed is after waiver of dividend of Rs. 32.3 million on equity shares held by the Trident Limited Employee Welfare Trust.

\*\*Final dividend declared and distributed is before adjusting dividend of Rs. 36.1 million paid to Trident Limited Employee Welfare Trust on equity shares held by it.

\*\*\*Interim dividend declared and distributed is before adjusting dividend of Rs. 35.3 million paid to Trident Limited Employee Welfare Trust on equity shares held by it.

### NOTE 48 - EXPENDITURE ON CORPORATE SOCIAL RESPONSIBILITY (CSR)

As per section 135 of the Companies Act, 2013 and rules therein, the Company is required to spend at least 2% of average net profit of past three years towards Corporate Social Responsibility (CSR). Details of corporate social responsibility expenditures are as follows:

Particulars	For the year ended March 31, 2023	For the year ended March 31, 2022
(a) Amount required to be spent on CSR as per Section 135 of the Companies Act, 2013 ('the Act')	126.4	90.1
(b) Amount approved by the board to be spent during the year	126.4	90.1
(c) Amount spent		
(i) Construction/acquisition of any asset	-	-
(ii) On purpose other than (i) above*	128.3	99.2
(d) Detail of related party transactions out of (c) above:		
- Trident Foundation#	9.8	18.6
- Contribution to Trident Institute of Social Sciences (TISS)##	78.7	12.1

\* including amount utilised out of opening balance of excess CSR expenditure of Rs. 25.1 million (Previous year Rs. Nil) (refer below)

# represents contribution for the purpose of promoting education, skill development and rural development.

## represents contribution for the purpose of promoting healthcare.

There are no ongoing projects under Section 135(6) of the Act during the current year and previous year.

#### Details of CSR expenditure under Section 135(5) of the Act in respect of other than ongoing projects

Balance as on March 31, 2022	Amount deposited in Specified Fund of Schedule VII of the Act within 6 months	Amount required to be spent during the year	Amount spent during the year	Balance as on March 31, 2023
-	-	126.4	128.3**	-

\*\*During the year ended March 31, 2023 the Company has spent an amount of Rs. 128.3 million on CSR as against the amount of Rs. 126.4 million required to be spent on CSR as per Section 135 of the Act. The Company does not intend to carry forward the excess amount spent for set off in succeeding financial years as permitted under CSR Rules 2014.

## Notes to Standalone Ind AS Financial Statements

as at and for the year ended March 31, 2023

(All amounts in Rs. Million, unless otherwise stated)

### NOTE 48 - EXPENDITURE ON CORPORATE SOCIAL RESPONSIBILITY (CSR) (Contd..)

#### Details of CSR expenditure under Section 135(5) of the Act in respect of other than ongoing projects

Balance as on March 31, 2021	Amount deposited in Specified Fund of Schedule VII of the Act within 6 months	Amount required to be spent during the year	Amount spent during the year	Balance as on March 31, 2022
-	-	90.1	99.2	-

#### Details of excess CSR expenditure under Section 135(5) of the Act

Balance as at March 31, 2022 (A)	Amount required to be spent during the year (B)	Amount spent during the year (C)	Balance as at March 31, 2023 (D=(A)-(B)+(C))
25.1	126.4	103.3	-

Balance as at March 31, 2021 (A)	Amount required to be spent during the year (B)	Amount spent during the year (C)	Balance as at March 31, 2022 (D=(A)-(B)+(C))
16.0	90.1	99.2	25.1

Nature of CSR activities	Promoting Education, Promoting Healthcare, Rural development, Skill development, Sports, Social Welfare, Empowering Women, Environmental Sustainability, Animal Welfare.

### NOTE 49 - LIST OF SUBSIDIARIES AND ASSOCIATES WITH OWNERSHIP % AND PLACE OF BUSINESS :

Name of the investees	Principal place of business	Proportion of ownership as at March 31, 2023	Proportion of ownership as at March 31, 2022	Method used to account for the investment
<b>Subsidiaries</b>				
Trident Global Corp Limited	India	100%	100%	At cost
Trident Europe Limited	United Kingdom	100%	100%	At cost
Trident Home Textiles Limited*	India	100%	-	At cost
Trident Innovations Limited*	India	100%	-	At cost
Trident Home Décor Limited**	India	100%	-	At cost
Trident Global Inc.***	USA	73.50%	-	At cost
<b>Associate</b>				
Trident Global Inc.***/**	USA	49.00%	49.00%	At cost

\* acquired during the current year

\*\* Subscribed for share capital and become wholly owned subsidiary company during the year.

\*\*\*During the current year, the Company has acquired Trident Home Textiles Limited ('THTL') on December 1, 2022 which holds 12,250 (24.5%) equity shares of Trident Global Inc ('TGI') (earlier associate of the Company). Pursuant to the acquisition of THTL, the Company holds 73.5% equity shares of TGI (directly and indirectly) and accordingly, TGI has become a subsidiary of the Company w.e.f. December 1, 2022.

\*\*\*\* During the previous year, on account of positive net worth of the associate, the Company had recognised the investment in associate which was written off in earlier years.

## Notes to Standalone Ind AS Financial Statements

as at and for the year ended March 31, 2023

(All amounts in Rs. Million, unless otherwise stated)

### NOTE 50

(a) Pursuant to approval granted by Union Cabinet on July 14, 2021 (notified on August 13, 2021), for continuation of Rebate of State and Central taxes and Levies (RoSCTL) with the same rates as notified by Ministry of Textiles vide Notification dated March 08, 2019 on exports of Apparel/Garments and Made-ups, during the previous year, the Company had accrued the export benefits of RoSCTL of Rs. 579.3 million pertaining to the eligible export sales for the period from January 1, 2021 to March 31, 2021.

Further, the Central Government had also notified Remission of Duties and Taxes on Exported Products (RoDTEP) Scheme Guidelines and Rates for other textile products vide Notification dated August 17, 2021. Accordingly, during the previous year, the Company had accrued the benefits under the aforesaid scheme amounting to Rs. 30.9 million on eligible export sales for the period from January 1, 2021 to March 31, 2021.

Hence, revenue from operations for the year ended March 31, 2022 includes Rs. 610.2 million on standalone basis for the period from January 1, 2021 to March 31, 2021.

(b) During the previous year, Company had accrued the benefits under the aforesaid schemes amounting to Rs. 2,844.1 million (net of discount of Rs. 579.3 million). Due to lower realization of e-Scrips (received/receivable under RoSCTL and RoDTEP schemes), the Company had reduced the value of such export benefits by the amount of prevailing discount on e-Scrips amounting to Rs. 392.5 million on outstanding e-Scrips as at March 31, 2022.

Due to favourable realization of e-Scrips (received/receivable under RoSCTL and RoDTEP schemes) during the year, revenue from operations for the year ended March 31, 2023 includes Rs. 228.6 million, being the amount of additional realisation of e-Scrips outstanding as on March 31, 2022.

### NOTE 51 - DISCLOSURE REQUIRED UNDER SECTION 186(4) OF THE COMPANIES ACT 2013

#### a) Particulars of Investments made:

Particulars	As at March 31, 2021	Investments made during the year	Investments sold during the year	Investment in associate recognised	As at March 31, 2022	Investments made during the year	Investments sold during the year	Investment in associate recognised	As at March 31, 2023
<b>Investments in equity instruments of subsidiaries and associate (carried at cost)</b>									
Trident Global Corp Limited	5.0	-	-	-	5.0	-	-	-	5.0
Trident Europe Limited	20.0	-	-	-	20.0	-	-	-	20.0
Trident Innovations Limited	-	-	-	-	-	0.1	-	-	0.1
Trident Home Décor Limited	-	-	-	-	-	0.5	-	-	0.5
Trident Home Textiles Limited	-	-	-	-	-	0.5	-	-	0.5
Trident Global Inc.*/**	-	-	-	1.1	1.1	-	-	-	1.1
<b>Unquoted investments in equity instruments (carried at fair value through profit or loss)</b>									
Nimbua Greenfield (Punjab) Association	1.2	-	-	-	1.2	-	-	-	1.2
<b>Total</b>	<b>26.2</b>	<b>-</b>	<b>-</b>	<b>1.1</b>	<b>27.3</b>	<b>1.1</b>	<b>-</b>	<b>-</b>	<b>28.4</b>

\* During the previous year, on account of positive net worth of the associate, the Company had recognised the investment in associate which was written off in earlier years.

\*\*During the current year, the Company has acquired Trident Home Textiles Limited ('THTL') on December 1, 2022 which holds 12,250 (24.5%) equity shares of Trident Global Inc ('TGI') (earlier associate of the Company). Pursuant to the acquisition of THTL, the Company holds 73.5% equity shares of TGI (directly and indirectly) and accordingly, TGI has become a subsidiary of the Company w.e.f. December 1, 2022.

## Notes to Standalone Ind AS Financial Statements

as at and for the year ended March 31, 2023

(All amounts in Rs. Million, unless otherwise stated)

### b) Particulars of loans given:

Particulars	As at March 31, 2021	Loans given during the year	Loans repaid during the year	As at March 31, 2022	Investments made during the year	Loans given during the year	Loans repaid during the year	As at March 31, 2023
IANS India Private Limited	-	-	-	-	-	60.0	(60.0)	-
A B Cotspin India Limited	-	-	-	-	-	10.0	(10.0)	-
<b>Total</b>	-	-	-	-	-	<b>70.0</b>	<b>(70.0)</b>	-

### NOTE 52

During the current year, the Company has acquired Trident Home Textiles Limited ('THTL') on December 1, 2022 which holds 24.5% equity shares of Trident Global Inc. ('TGI') (earlier associate of the Company). Pursuant to the acquisition of THTL, the Company holds 73.5% equity shares of TGI (directly and indirectly) and accordingly, TGI has become a subsidiary of the Company w.e.f. December 1, 2022. Further, during the current year, the Company has acquired 100% share of Trident Innovations Limited on July 22, 2022 and has subscribed for share capital in wholly owned subsidiary company Trident Home Décor Limited on June 22, 2022.

### NOTE 53

On April 05, 2021, a major fire broke out in the Cotton warehouse located in the manufacturing facilities at Budhni, Madhya Pradesh, however the fire had not caused any disturbance in the day to day operations of the said facilities. The fire had resulted in major damage of stocks of cotton lying in the cotton warehouse and its building. During the previous year, the Company had received the insurance claim and accounted for loss on account of fire of ₹ 73.5 million.

### NOTE 54

The Code on Social Security, 2020 ('Code') relating to employee benefits during employment and post-employment benefits received Presidential assent in September 2020. The Code has been published in the Gazette of India. However, the date on which the Code will come into effect has not been notified. The Company will assess the impact of the Code when it comes into effect and will record any related impact in the period when the Code becomes effective.

### NOTE 55 - Other Statutory Information

- (i) The Company does not have any Benami property, where any proceeding has been initiated or pending against the Company for holding any benami property.
- (ii) The Company does not have any transactions with companies struck off.
- (iii) The Company does not have any charges or satisfaction which is yet to be registered with ROC beyond the statutory period.
- (iv) The Company has not traded or invested in crypto currency or virtual currency during the financial year.
- (v) The Company has not advanced or loaned or invested funds to any other person(s) or entity(ies), including foreign entities (Intermediaries) with the understanding that the Intermediary shall:
  - (a) directly or indirectly lend or invest in other persons or entities identified in any manner whatsoever by or on behalf of the company (Ultimate Beneficiaries) or
  - (b) provide any guarantee, security or the like to or on behalf of the Ultimate Beneficiaries
- (vi) The Company has not received any fund from any person(s) or entity(ies), including foreign entities (Funding Party) with the understanding (whether recorded in writing or otherwise) that the Company shall:
  - (a) directly or indirectly lend or invest in other persons or entities identified in any manner whatsoever by or on behalf of the Funding Party (Ultimate Beneficiaries) or
  - (b) provide any guarantee, security or the like on behalf of the Ultimate Beneficiaries,
- (vii) The Company does not have any such transaction which is not recorded in the books of account that has been surrendered or disclosed as income during the year in the tax assessments under the Income Tax Act, 1961 (such as, search or survey or any other relevant provisions of the Income Tax Act, 1961

## Notes to Standalone Ind AS Financial Statements

as at and for the year ended March 31, 2023 (All amounts are in Million, unless otherwise stated)

### NOTE 56 - RATIOS

Ratio	Numerator	Denominator	31-Mar-23	31-Mar-22	% change	Reason for variance
Current ratio	Current assets	Current liabilities	1.35	1.25	8%	
Debt - Equity Ratio	Total debt (excluding lease liabilities)	Total equity (excluding PPE fair valuation reserve and effective portion of cash flow hedge)	0.40	0.51	-21%	
Debt service coverage ratio*	(Profit before tax + Interest expense + depreciation and amortisation expense)	Long term debt (excluding lease liabilities) repaid during the year + Interest expense	10.08	12.41	-19%	
Return on Equity ratio	Net Profits after tax	Average Shareholder's Equity (excluding PPE fair valuation reserve and Effective portion of cash flow hedge)	12.92%	28.56%	-55%	Decrease in profitability due to decrease in net margin and lower sales in current year as compare to previous year which has led in decrease in return on equity.
Inventory turnover ratio	Cost of goods sold	Average Inventory	4.41	4.50	-2%	
Trade receivable turnover ratio	Revenue (excluding government subsidy and export incentives)	Average accounts receivable	14.83	13.25	12%	
Trade payable turnover Ratio	Net purchases of raw materials and purchase of stock in trade	Average trade payables	6.17	9.60	-36%	Decrease in the trade payables turnover ratio on account of the decrease in the purchases during the year compared to the previous year.
Net capital turnover Ratio	Revenue from operations	Working capital = Current assets - current liabilities	12.17	13.90	-12%	
Net profit ratio	Net Profit before tax	Net sales = total sales - sales return	8.84%	15.80%	-44%	Decrease in profitability due to decrease in net margin and lower sales in current year as compare to previous year which has led in decrease in net profit
Return on capital employed	Earnings before interest and taxes	Capital employed = Total assets - Total liabilities - Intangible assets + Total Debt + Total deferred tax liability	0.11	0.20	-45%	Decrease in profitability due to decrease in net margin and lower sales in current year as compare to previous year which has led in decrease in return on capital employed.
Return on investment	Income/(loss) on investments	Non current Investments	-8.08%	8.51%	-195%	Decrease is on account of decrease in fair value gain/ (loss) on investments

\*Prepayments of long term debts have not been considered for computation of Debt Service Coverage Ratio

## Notes to Standalone Ind AS Financial Statements

as at and for the year ended March 31, 2023

(All amounts in Rs. Million, unless otherwise stated)

### NOTE 57 - TRADE PAYABLES AGEING

March 31, 2023

Particulars	Outstanding for following periods from due date of payment						Total
	Not due	Unbilled dues	Less than 1 year	1-2 years	2-3 years	More than 3 years	
i) MSME	1,044.2	-	501.9	3.0	-	-	1,549.1
ii) Others	1,842.9	1,338.2	692.3	45.2	11.7	-	3,930.3
iii) Disputed-MSME	-	-	-	4.0	-	-	4.0
iv) Disputed-Others	-	-	-	-	-	0.7	0.7
<b>Total</b>	<b>2,887.1</b>	<b>1,338.2</b>	<b>1,194.2</b>	<b>52.2</b>	<b>11.7</b>	<b>0.7</b>	<b>5,484.1</b>

March 31, 2022

Particulars	Outstanding for following periods from due date of payment						Total
	Not due	Unbilled dues	Less than 1 year	1-2 years	2-3 years	More than 3 years	
i) MSME	504.5	-	185.1	1.2	-	0.1	690.9
ii) Others	2,098.0	1,478.8	235.4	15.8	16.3	6.0	3,850.3
iii) Disputed-MSME	-	-	4.0	-	-	-	4.0
iv) Disputed-Others	-	-	-	-	-	0.7	0.7
<b>Total</b>	<b>2,602.5</b>	<b>1,478.8</b>	<b>424.5</b>	<b>17.0</b>	<b>16.3</b>	<b>6.8</b>	<b>4,545.9</b>

### Note 58 - TRADE RECEIVABLES AGEING

March 31, 2023

Particulars	Outstanding for following periods from due date of payment						Total
	Not due	Less than 6 months	6 months -1 year	1-2 years	2-3 years	More than 3 years	
i) Undisputed Trade receivables -considered good	2,342.8	330.9	19.3	27.2	-	-	2,720.2
ii) Undisputed Trade receivables -which have significant increase in credit risk	-	-	3.8	2.0	1.0	0.1	6.9
<b>Total</b>	<b>2,342.8</b>	<b>330.9</b>	<b>23.1</b>	<b>29.2</b>	<b>1.0</b>	<b>0.1</b>	<b>2,727.1</b>

March 31, 2022

Particulars	Outstanding for following periods from due date of payment						Total
	Not due	Less than 6 months	6 months -1 year	1-2 years	2-3 years	More than 3 years	
i) Undisputed Trade receivables -considered good	4,260.0	956.6	67.6	1.1	-	-	5,285.3
ii) Undisputed Trade receivables -which have significant increase in credit risk	-	-	4.2	2.5	0.4	0.2	7.3
<b>Total</b>	<b>4,260.0</b>	<b>956.6</b>	<b>71.8</b>	<b>3.6</b>	<b>0.4</b>	<b>0.2</b>	<b>5,292.6</b>

As per our report of even date

As per our report of even date

For **S.R. Battiboi & Co. LLP**  
Chartered Accountants  
(ICAI Firm's Registration No. 301003E/E300005)

For **Deloitte Haskins & Sells**  
Chartered Accountants  
(Firm's Registration No. 015125N)

For and on behalf of the Board of Directors

**Anil Gupta**  
Partner  
(Membership No. 87921)

**Alka Chadha**  
Partner  
(Membership No. 93474)

**Rajiv Dewan**  
Chairman  
DIN: 00007988

**Deepak Nanda**  
Managing Director  
DIN: 00403335

**Avneesh Barua**  
Chief Financial Officer

**Hari Krishan**  
Company Secretary

Place : Chandigarh  
Date : May 24, 2023

Place : Chandigarh  
Date : May 24, 2023

Place : Chandigarh  
Date : May 24, 2023

## Form AOC-I

(Pursuant to first proviso to sub-section (3) of section 129 of the Companies Act, 2013 read with rule 5 of Companies (Accounts) Rules, 2014)

### STATEMENT CONTAINING SALIENT FEATURES OF THE FINANCIAL STATEMENT OF SUBSIDIARIES / ASSOCIATE COMPANIES / JOINT VENTURES

#### PART "A" : SUBSIDIARIES

(INR Million, except otherwise stated)

1	Sr. No.	(1)	(2)
2	Name of the subsidiary	Trident Global Corp Limited	Trident Europe Limited
3	Date since when subsidiary was acquired	February 3, 2013	November 26, 2015
4	Reporting period for the subsidiary concerned, if different from the holding company's reporting period	Not Different	Not Different
5	Reporting currency and exchange rate as on the last date of the relevant financial year in the case of foreign subsidiaries	Not Applicable	1 GBP = INR 101.7
6	Share capital	5.0	20.6
7	Reserves & surplus	568.8	(16.8)
8	Total assets	925.9	12.6
9	Total liabilities (excluding Share Capital and Reserves & surplus)	352.1	8.8
10	Investments	-	-
11	Turnover (Total Income)	3,503.2	52.5
12	Profit / (Loss) before taxation	109.7	(10.0)
13	Provision for taxation	27.9	-
14	Profit / (Loss) after taxation	81.8	(10.0)
15	Proposed Dividend	-	-
16	% of shareholding	100 %	100 %

a.	Names of Subsidiaries which are yet to commence operations	NA	NA
b.	Names of Subsidiaries which have been liquidated or sold during the year	NA	NA

(INR Million, except otherwise stated)

1	Sr. No.	(3)	(4)
2	Name of the subsidiary	Trident Home Textiles Limited	Trident Home Décor Limited
3	Date since when subsidiary was acquired	December 1, 2022	June 22, 2022
4	Reporting period for the subsidiary concerned, if different from the holding company's reporting period	Not Different	Not Different
5	Reporting currency and exchange rate as on the last date of the relevant financial year in the case of foreign subsidiaries	Not Applicable	Not Applicable
6	Share capital	0.5	0.5
7	Reserves & surplus	0.1	(0.0)
8	Total assets	1.0	0.5
9	Total liabilities (excluding Share Capital and Reserves & surplus)	0.2	0.0
10	Investments	-	-
11	Turnover (Total Income)	-	-
12	Profit / (Loss) before taxation	(0.1)	(0.0)
13	Provision for taxation	-	-
14	Profit / (Loss) after taxation	(0.1)	(0.0)
15	Proposed Dividend	-	-
16	% of shareholding	100 %	100 %

a.	Names of Subsidiaries which are yet to commence operations	Trident Home Textiles Limited	Trident Home Décor Limited
b.	Names of Subsidiaries which have been liquidated or sold during the year	NA	NA



		(INR Million, except otherwise stated)	
1	Sr. No.	(5)	(6)
2	Name of the subsidiary	Trident Innovations Limited	Trident Global Inc.
3	Date since when subsidiary was acquired	July 22, 2022	December 1, 2022
4	Reporting period for the subsidiary concerned, if different from the holding company's reporting period	Not Different	Not Different
5	Reporting currency and exchange rate as on the last date of the relevant financial year in the case of foreign subsidiaries	Not Applicable	1 USD = INR 82.2
6	Share capital	0.1	2.3
7	Reserves & surplus	(0.1)	54.6
8	Total assets	0.0	538.6
9	Total liabilities (excluding Share Capital and Reserves & surplus)	(0.0)	481.9
10	Investments	-	-
11	Turnover (Total Income)	-	326.1
12	Profit / (Loss) before taxation	(0.0)	41.6
13	Provision for taxation	-	4.7
14	Profit / (Loss) after taxation	(0.0)	36.9
15	Proposed Dividend	-	-
16	% of shareholding	100 %	100 %
a.	Names of Subsidiaries which are yet to commence operations	Trident Innovations Limited	NA
b.	Names of Subsidiaries which have been liquidated or sold during the year	NA	NA

#### PART "B" : ASSOCIATES AND JOINT VENTURES

Statement pursuant to Section 129 (3) of the Companies Act , 2013 related to Associate Companies and Joint Ventures

#### Name of Associates / Joint Ventures

1	Latest audited Balance Sheet Date	
2	Date on which the Associate / Joint Venture was associated or acquired Shares of Associate / Joint Ventures held by the Company on the year end No.	
3	Amount of Investment in Associate / Joint Venture Extend of Holding %	NIL (Refer note 4(a), 49 and 51(a) of Standalone Financials)
4	Description of how there is significant influence	
5	Description of how there is significant influence	
6	Networth attributable to Shareholding as per latest audited Balance Sheet (Rs Million)	
7	Profit / (Loss) for the year (Rs Million)	
i.	Considered in Consolidation	
ii.	Not Considered in Consolidation	
a.	Names of Associates which are yet to commence operations	: Nil
b.	Names of Associates which have been liquidated or sold during the year	: Refer note 4(a), 49 and 51(a) of Standalone Financials

#### Notes :

- The above statement also indicates performance and financial position of each of the Subsidiary and Associate Companies.

For and on behalf of the Board of Directors of Trident Limited

**RAJIV DEWAN**  
 Director  
 DIN : 00007988

**DEEPAK NANDA**  
 Managing Director  
 DIN : 00403335

Place: Chandigarh  
 Date : May 24, 2023

**AVNEESH BARUA**  
 Chief Financial Officer

**HARI KRISHAN**  
 Company Secretary

## Independent Auditor's Report

To The Members of **Trident Limited**

### Report on the Audit of the Consolidated Ind AS Financial Statements

#### Opinion

We have audited the accompanying consolidated Ind AS financial statements of Trident Limited ("the Parent Company" including Trident Employee Welfare Trust) and its subsidiaries, (the Parent Company and its subsidiaries together referred to as "the Group") and the Group's share of profit in its associate comprising of the Consolidated Balance Sheet as at 31st March 2023, and the Consolidated Statement of Profit and Loss (including Other Comprehensive Income), the Consolidated Cash Flow Statement and the Consolidated Statement of Changes in Equity for the year then ended, and notes to the consolidated Ind AS financial statements, including a summary of significant accounting policies and other explanatory information (hereinafter referred to as "the consolidated Ind AS financial statements").

In our opinion and to the best of our information and according to the explanations given to us and based on the consideration of reports of the other auditors on separate financial statements and on the other financial information of Trident Limited Employee Welfare Trust and subsidiaries, referred to in the Other Matters section below, the aforesaid consolidated Ind AS financial statements give the information required by the Companies Act, 2013 ("the Act") in the manner so required and give a true and fair view in conformity with the Indian Accounting Standards prescribed under section 133 of the Act read with the Companies (Indian Accounting Standards) Rules, 2015, as amended ("Ind AS"), and other accounting principles generally accepted in India, of the consolidated state of affairs of the Group and its associate as at 31 March 2023, and their consolidated profit, their consolidated total comprehensive income, their consolidated cash flows and their consolidated changes in equity for the year ended on that date.

#### Key Audit Matter

**Valuation of raw materials inventories** (Refer note 2.1(L), 2.2 and 8 to the consolidated Ind AS financial statements)

The Group's raw materials inventories primarily comprises cotton and fibers, yarn, dyes and chemicals and agro based products. which amounts to ₹ 5,631.5 million as at March 31, 2023. Raw materials inventories are valued at cost and net realisable value, whichever is lower. Raw materials inventories held for use in the production of inventories are not written down below cost if the finished products in which they will be incorporated are expected to be sold at or above cost. However, when a decline in the price of raw materials indicates that the cost of the finished products exceeds net realisable value, the raw materials are written down to net realisable value. Net realisable value represents the estimated selling price for inventories less all estimated costs of completion and cost necessary to make the sale.

#### Basis for Opinion

We conducted our audit of the consolidated Ind AS financial statements in accordance with the Standards on Auditing (SAs) specified under section 143 (10) of the Act. Our responsibilities under those Standards are further described in the Auditor's Responsibilities for the Audit of the Consolidated Ind AS financial Statements section of our report. We are independent of the Group and its associate in accordance with the 'Code of Ethics' issued by the Institute of Chartered Accountants of India ('ICAI') together with the ethical requirements that are relevant to our audit of the consolidated Ind AS financial statements under the provisions of the Act and the Rules made thereunder, and we have fulfilled our other ethical responsibilities in accordance with these requirements and the ICAI's Code of Ethics. We believe that the audit evidence obtained by us and the audit evidence obtained by the other auditors in terms of their reports referred to in the sub-paragraphs (a) and (b) of the Other Matters section below, is sufficient and appropriate to provide a basis for our audit opinion on the consolidated Ind AS financial statements.

#### Key Audit Matters

Key audit matters are those matters that, in our professional judgment, were of most significance in our audit of the consolidated Ind AS financial statements for the financial year ended March 31, 2023. These matters were addressed in the context of our audit of the consolidated Ind AS financial statements as a whole, and in forming our opinion thereon, and we do not provide a separate opinion on these matters. We have determined the matters described below to be the key audit matters to be communicated in our report.

#### How our audit addressed the key audit matter

##### Principal audit procedures performed

- Obtained understanding and evaluated the design and implementation of controls that the Group has established for determining the valuation of raw materials inventories and tested the operating effectiveness of such controls;
- Read and assessed the Group's accounting policy with regard to valuation of raw materials inventories and its compliance with applicable accounting standards

### Key Audit Matter

The Group is carrying certain raw materials inventories whose present market value is lower than the purchase cost and the net realisable value of the finished goods in which they will be incorporated are expected to be sold below purchase cost.

As a result, the management has applied judgement in determining the appropriate valuation of raw materials inventories, based on the consumption analysis of raw materials inventories, current market trend and future expectation of consumption for these raw materials inventories.

### How our audit addressed the key audit matter

- For selected samples:
  - tested the accuracy of the purchase cost of raw materials inventories by examining supporting documents such as vendor contract, purchase invoices and shipping documents.
  - in connection with valuation of raw materials inventories at net realisable value, we understood, tested and evaluated the reasonableness of judgements i.e. current market price, utilisation/consumption pattern, expected sales applied by the management in determining the net realisable value.
  - verified that raw materials inventories are valued as per Group's policy i.e. at cost and net realisable value, whichever is lower.
- Tested appropriateness of the disclosures in the financial statements in respect of write-down of raw materials inventories to net realisable value.

### Other Information

- The Parent Company's Board of Directors is responsible for the other information. The other information comprises the information included in the Parent Company's Annual Report, but does not include the consolidated Ind AS financial statements, standalone Ind AS financial statements and our auditor's report thereon.
- Our opinion on the consolidated Ind AS financial statements does not cover the other information and we do not express any form of assurance conclusion thereon.
- In connection with our audit of the consolidated Ind AS financial statements, our responsibility is to read the other information, consider whether the other information is materially inconsistent with the consolidated Ind AS financial statements or our knowledge obtained during the course of our audit or otherwise appears to be materially misstated. Other information so far as it relates to the subsidiaries, is traced from their financial statements audited by the other auditors.
- If, based on the work we have performed, we conclude that there is a material misstatement of this other information, we are required to report that fact. We have nothing to report in this regard.

### Responsibilities of Management and Those Charged with Governance for the Consolidated Ind AS Financial Statements

The Parent Company's Board of Directors is responsible for the matters stated in section 134(5) of the Act with respect to the preparation and presentation of these consolidated Ind AS financial statements that give a true and fair view of the consolidated financial position, consolidated financial performance including other comprehensive income, consolidated cash flows and consolidated statement of changes in equity of the Group including its Associate and in accordance with the Ind AS and other accounting principles

generally accepted in India. The respective Board of Directors of the companies included in the Group and of its associate are responsible for maintenance of adequate accounting records in accordance with the provisions of the Act for safeguarding of the assets of their respective entities for preventing and detecting frauds and other irregularities; selection and application of appropriate accounting policies; making judgments and estimates that are reasonable and prudent; and design, implementation and maintenance of adequate internal financial controls, that were operating effectively for ensuring the accuracy and completeness of the accounting records, relevant to the preparation and presentation of the consolidated Ind AS financial statements that give a true and fair view and are free from material misstatement, whether due to fraud or error, which have been used for the purpose of preparation of the consolidated Ind AS financial statements by the Directors of the Parent Company, as aforesaid.

In preparing the consolidated Ind AS financial statements, the respective Management of the companies included in the Group and of its associate are responsible for assessing the ability of the respective entities to continue as a going concern, disclosing, as applicable, matters related to going concern and using the going concern basis of accounting unless the respective Board of Directors either intends to liquidate their respective entities or to cease operations, or has no realistic alternative but to do so.

The respective Board of Directors of the companies included in the Group and of its associate are also responsible for overseeing the financial reporting process of their respective entities.

### Auditor's Responsibilities for the Audit of the Consolidated Ind AS Financial Statements

Our objectives are to obtain reasonable assurance about whether the consolidated Ind AS financial statements as a whole are free from material misstatement, whether due to fraud or error, and to issue an auditor's report that includes our opinion. Reasonable assurance is a high level of assurance, but is not a guarantee that an audit conducted in accordance with SAs will always detect a material misstatement when it exists. Misstatements can arise

from fraud or error and are considered material if, individually or in the aggregate, they could reasonably be expected to influence the economic decisions of users taken on the basis of these consolidated Ind AS financial statements.

As part of an audit in accordance with SAs, we exercise professional judgment and maintain professional skepticism throughout the audit. We also:

- Identify and assess the risks of material misstatement of the consolidated Ind AS financial statements, whether due to fraud or error, design and perform audit procedures responsive to those risks, and obtain audit evidence that is sufficient and appropriate to provide a basis for our opinion. The risk of not detecting a material misstatement resulting from fraud is higher than for one resulting from error, as fraud may involve collusion, forgery, intentional omissions, misrepresentations, or the override of internal control.
- Obtain an understanding of internal financial control relevant to the audit in order to design audit procedures that are appropriate in the circumstances. Under section 143(3)(i) of the Act, we are also responsible for expressing our opinion on whether the Parent Company has adequate internal financial controls with reference to consolidated Ind AS financial statements in place and the operating effectiveness of such controls.
- Evaluate the appropriateness of accounting policies used and the reasonableness of accounting estimates and related disclosures made by the management.
- Conclude on the appropriateness of management's use of the going concern basis of accounting and, based on the audit evidence obtained, whether a material uncertainty exists related to events or conditions that may cast significant doubt on the ability of the Group and its associate to continue as a going concern. If we conclude that a material uncertainty exists, we are required to draw attention in our auditor's report to the related disclosures in the consolidated Ind AS financial statements or, if such disclosures are inadequate, to modify our opinion. Our conclusions are based on the audit evidence obtained up to the date of our auditor's report. However, future events or conditions may cause the Group and its associate to cease to continue as a going concern.
- Evaluate the overall presentation, structure and content of the consolidated Ind AS financial statements, including the disclosures, and whether the consolidated Ind AS financial statements represent the underlying transactions and events in a manner that achieves fair presentation.
- Obtain sufficient appropriate audit evidence regarding the financial information of the entities or business activities within the Group and its associate of which we are the independent auditors to express an opinion on the consolidated Ind AS financial statements. We are responsible for the direction, supervision and performance of the audit of the financial statements of such entities included in the consolidated Ind AS financial statements of which we are the independent auditors. For the other entities included in the consolidated Ind AS financial statements, which have been audited by the other auditors, such other auditors

remain responsible for the direction, supervision and performance of the audits carried out by them. We remain solely responsible for our audit opinion.

We communicate with those charged with governance of the Parent Company and such other entities included in the consolidated Ind AS financial statements of which we are the independent auditors regarding, among other matters, the planned scope and timing of the audit and significant audit findings, including any significant deficiencies in internal control that we identify during our audit.

We also provide those charged with governance with a statement that we have complied with relevant ethical requirements regarding independence, and to communicate with them all relationships and other matters that may reasonably be thought to bear on our independence, and where applicable, related safeguards.

From the matters communicated with those charged with governance, we determine those matters that were of most significance in the audit of the consolidated Ind AS financial statements for the year ended March 31, 2023 and are therefore the key audit matters. We describe these matters in our auditor's report unless law or regulation precludes public disclosure about the matter or when, in extremely rare circumstances, we determine that a matter should not be communicated in our report because the adverse consequences of doing so would reasonably be expected to outweigh the public interest benefits of such communication.

### Other Matters

- (a) We did not audit the financial statements and other financial information of Trident Limited Employee Welfare Trust included in the accompanying consolidated Ind AS financial statements of the Group whose financial statements and other financial information reflect total assets of ₹ 514.8 million as at March 31, 2023 and the total revenues of ₹ 436.5 million and net cash inflow of ₹ 33.7 million for the year ended on that date. The financial statements and other financial information of Trident Limited Employee Welfare Trust has been audited by the other auditor whose report have been furnished to us, and our opinion in so far as it relates to the amounts and disclosures included in respect of Trident Limited Employee Welfare Trust, is based solely on the report of such auditor.
- (b) We did not audit the financial statements and other financial information, in respect of 5 subsidiaries, whose financial statements include total assets of ₹ 552.8 million as at March 31, 2023, and total revenues of ₹ 378.4 and net cash outflows of ₹ 3.7 million for the year ended on that date. These financial statements and other financial information have been audited by other auditors, which financial statements, other financial information and auditor's reports have been furnished to us by the management. Our opinion on the consolidated Ind AS financial statements, in so far as it relates to the amounts and disclosures included in respect of these subsidiaries, and our report in terms of sub-sections (3) of Section 143 of the Act, in so far as it relates to the aforesaid subsidiaries, is based solely on the reports of such other auditors.

- (c) The accompanying consolidated Ind AS financial statements also include the Group's share of net profit of ₹ 3.8 million and Group's share of other comprehensive income of ₹ 3.8 million for the period from April 1, 2022 to November 30, 2022, in respect of 1 associate, whose financial statements and other financial information have not been audited by us and whose unaudited financial statements and other unaudited financial information have been furnished to us by the Management. Our opinion on the consolidated Ind AS financial statements, in so far as it relates to the amounts and disclosures included in respect of this associate, is based solely on such unaudited financial statements and other unaudited financial information. In our opinion and according to the information and explanations given to us by the Management, these financial statements and other financial information are not material to the Group.
- (d) The financial statements and other financial information, in respect of 1 subsidiary, whose financial statements include total assets of ₹ 935.7 million as at March 31, 2023, and total revenues of ₹ 3,535.0 million and net cash outflows of ₹ 94.6 million for the year ended on that date as considered in the consolidated Ind AS Financial Statements, have been audited by one of the joint auditors.

S. No.	Name	CIN	Parent company/ subsidiary/ joint venture	Clause number of the CARO report which is qualified or is adverse
1.	Trident Limited	L99999PB1990PLC010307	Parent Company	vii(a)

2. Section 143(3) of the Act is not applicable to Trident Limited Employee Welfare Trust and companies incorporated outside India. As required by Section 143(3) of the Act, based on our audit and on the consideration of the reports of the other auditors on the separate financial statements and other financial information of subsidiaries referred to in the 'Other Matters' section above we report, to the extent applicable, that:
- (a) We/the other auditors whose report we have relied upon have sought and obtained all the information and explanations which to the best of our knowledge and belief were necessary for the purposes of our audit of the aforesaid consolidated Ind AS financial statements;
- (b) In our opinion, proper books of account as required by law relating to preparation of the aforesaid consolidated Ind AS financial statements have been kept so far as it appears from our examination of those books, and the reports of the other auditors;
- (c) The Consolidated Balance Sheet, the Consolidated Statement of Profit and Loss including Other Comprehensive Income, the Consolidated Cash Flow Statement and the Consolidated Statement of Changes in Equity dealt with by this Report are in agreement with the relevant books of account maintained for the purpose of preparation of the consolidated Ind AS financial statements;
- (d) In our opinion, the aforesaid consolidated Ind AS financial statements comply with the Ind AS specified under Section 133 of the Act;

Our opinion on the consolidated Ind AS financial statements above and our report on Other Legal and Regulatory Requirements below, is not modified in respect of the above matters with respect to our reliance on the work done and the reports of the other auditors and the financial statements and other financial information certified by the Management.

#### Report on Other Legal and Regulatory Requirements

1. With respect to the matters specified in clause (xxi) of paragraph 3 and paragraph 4 of the Companies (Auditor's Report) Order, 2020 ("CARO"/ "the Order") issued by the Central Government in terms of Section 143(11) of the Act, according to the information and explanations given to us, and based on the CARO reports issued by us and the auditors of respective companies included in the consolidated Ind AS financial statements to which reporting under CARO is applicable, as provided to us by the Management of the Parent Company, we report that there are no qualifications or adverse remarks by the respective auditors in the CARO reports of the said companies included in the consolidated Ind AS financial statements except for the following:

- (e) On the basis of the written representations received from the directors of the Parent Company as on March 31, 2023 taken on record by the Board of Directors of the Parent Company and the reports of the statutory auditors of its subsidiary companies, incorporated in India, none of the directors of the Group companies is disqualified as on March 31, 2023 from being appointed as a director in terms of Section 164 (2) of the Act;
- (f) With respect to the adequacy of the internal financial controls with reference to consolidated Ind AS financial statements of the Parent Company and its subsidiary companies, incorporated in India, and the operating effectiveness of such controls, refer to our separate Report in "Annexure 1" to this report. The said Annexure expresses an unmodified opinion on the adequacy and operating effectiveness of the Group's internal financial controls with reference to consolidated Ind AS financial statements;
- (g) In our opinion and to the best of our information and according to the explanations given to us and based on the auditor's report of 1 subsidiary company incorporated in India, the managerial remuneration paid/ provided by the Parent Company and such subsidiary company to their directors for the year ended March 31, 2023 is in accordance with the provisions of section 197 read with Schedule V to the Act. Further, based on the auditor's report of 3 subsidiary companies incorporated in India, no managerial remuneration is paid/provided by these subsidiary companies to their directors during the year ended March 31, 2023 and hence, reporting for the provisions of section 197 read with Schedule V to the Act is not applicable for these subsidiary companies.;

- (h) With respect to the other matters to be included in the Auditor's Report in accordance with Rule 11 of the Companies (Audit and Auditors) Rules, 2014, as amended, in our opinion and to the best of our information and according to the explanations given to us and based on the consideration of the report of the other auditors on separate financial statements and other financial information of the subsidiary companies, as referred in the 'Other matters' section above;
- i) The consolidated Ind AS financial statements disclose the impact of pending litigations on the consolidated Ind AS financial position of the Group in its consolidated Ind AS financial statements - Refer Note 32 to the consolidated Ind AS financial statements;
- ii) The Group did not have any material foreseeable losses on long-term contracts including derivative contracts during the year ended March 31, 2023. - Refer Note 46 to the consolidated Ind AS financial statements;
- iii) There has been no delay in transferring amounts, required to be transferred, to the Investor Education and Protection Fund by the Parent Company and its subsidiary companies incorporated in India, during the year ended March 31, 2023.
- iv) (a) The respective Managements of the Parent Company and its subsidiaries which are companies incorporated in India whose financial statements have been audited under the Act, have represented to us and to the other auditors of such subsidiaries respectively that, to the best of their knowledge and belief, as disclosed in the note 55(v) to the consolidated Ind AS financial statement, no funds have been advanced or loaned or invested (either from borrowed funds or share premium or any other sources or kind of funds) by the Parent Company or any of such subsidiaries to or in any other person(s) or entity(ies), including foreign entities ("Intermediaries"), with the understanding, whether recorded in writing or otherwise, that the Intermediary shall, directly or indirectly lend or invest in other persons or entities identified in any manner whatsoever by or on behalf of the Parent Company or any of such subsidiaries and associate ("Ultimate Beneficiaries") or provide any guarantee, security or the like on behalf of the Ultimate Beneficiaries.

- (b) The respective Managements of the Parent Company and its subsidiaries, which are companies incorporated in India whose financial statements have been audited under the Act, have represented to us and to the other auditors of such subsidiaries respectively that, to the best of their knowledge and belief, as disclosed in the note 55(vi) to the consolidated Ind AS financial statement, no funds have been received by the Parent Company or any of such subsidiaries and associate from any person(s) or entity(ies), including foreign entities ("Funding Parties"), with the understanding, whether recorded in writing or otherwise, that the Parent Company or any of such subsidiaries shall, directly or indirectly, lend or invest in other persons or entities identified in any manner whatsoever by or on behalf of the Funding Party ("Ultimate Beneficiaries") or provide any guarantee, security or the like on behalf of the Ultimate Beneficiaries.
- (c) Based on the audit procedures performed that have been considered reasonable and appropriate in the circumstances performed by us and that performed by the auditors of the subsidiaries which are companies incorporated in India whose financial statements have been audited under the Act, nothing has come to our or other auditor's notice that has caused us or the other auditors to believe that the representations under sub-clause (i) and (ii) of Rule 11(e), as provided under (a) and (b) above, contain any material misstatement.
- v) The interim dividend declared and paid by the Parent Company during the year and until the date of this audit report is in accordance with section 123 of the Act. The subsidiary companies incorporated in India have not declared or paid any dividend during the year.
- vi) Proviso to Rule 3(1) of the Companies (Accounts) Rules, 2014 for maintaining books of account using accounting software which has a feature of recording audit trail (edit log) facility is applicable w.e.f. April 1, 2023 to the Parent Company and its subsidiary companies which are incorporated in India, and accordingly, reporting under Rule 11(g) of Companies (Audit and Auditors) Rules, 2014 is not applicable for the financial year ended March 31, 2023

For **S.R. Batliboi & Co. LLP**  
 Chartered Accountants  
 ICAI Firm Registration Number: 301003E/E30005

**per Anil Gupta**  
 Partner  
 Membership No.: 87921  
 UDIN: 23087921BGXAUG2883

Place: Chandigarh  
 Date: May 24, 2023

For **Deloitte Haskins & Sells**  
 Chartered Accountants  
 (Firm's Registration No. 015125N)

**Atka Chadha**  
 Partner  
 (Membership No. 93474)  
 UDIN: 23093474BGYFHB5532

Place: Chandigarh  
 Date: May 24, 2023

# Annexure 1 to the Independent Auditor's Report

**(Referred to in paragraph (f) under 'Report on Other Legal and Regulatory Requirements' section of our report of even date)**

## Report on the Internal Financial Controls with reference to consolidated Ind AS financial statements under Clause (i) of Sub-section 3 of Section 143 of the Companies Act, 2013 ("the Act")

In conjunction with our audit of the consolidated Ind AS financial statements of Trident Limited (hereinafter referred to as the "Parent Company") as of and for the year ended March 31, 2023, we have audited the internal financial controls with reference to consolidated Ind AS financial statements of the Parent Company and its subsidiaries (the Parent Company and its subsidiaries together referred to as "the Group") which are companies incorporated in India, as of that date.

## Management's Responsibility for Internal Financial Controls

The respective Board of Directors of the Parent Company and its subsidiary companies, which are companies incorporated in India, are responsible for establishing and maintaining internal financial controls with reference to consolidated Ind AS financial statements based on the internal control over financial reporting criteria established by the respective Companies considering the essential components of internal control stated in the Guidance Note on Audit of Internal Financial Controls Over Financial Reporting issued by the Institute of Chartered Accountants of India (ICAI)". These responsibilities include the design, implementation and maintenance of adequate internal financial controls that were operating effectively for ensuring the orderly and efficient conduct of its business, including adherence to the respective company's policies, the safeguarding of its assets, the prevention and detection of frauds and errors, the accuracy and completeness of the accounting records, and the timely preparation of reliable financial information, as required under the Companies Act, 2013.

## Auditor's Responsibility

Our responsibility is to express an opinion on the Parent Company's internal financial controls with reference to consolidated Ind AS financial statements based on our audit. We conducted our audit in accordance with the Guidance Note on Audit of Internal Financial Controls Over Financial Reporting (the "Guidance Note") and the Standards on Auditing, specified under section 143(10) of the Act, to the extent applicable to an audit of internal financial controls, both, issued by ICAI. Those Standards and the Guidance Note require that we comply with ethical requirements and plan and perform the audit to obtain reasonable assurance about whether adequate internal financial controls with reference to consolidated Ind AS financial statements was established and maintained and if such controls operated effectively in all material respects.

Our audit involves performing procedures to obtain audit evidence about the adequacy of the internal financial controls with reference to consolidated Ind AS financial statements and their operating effectiveness. Our audit of internal financial

controls with reference to consolidated Ind AS financial statements included obtaining an understanding of internal financial controls with reference to consolidated Ind AS financial statements, assessing the risk that a material weakness exists, and testing and evaluating the design and operating effectiveness of internal control based on the assessed risk. The procedures selected depend on the auditor's judgement, including the assessment of the risks of material misstatement of the financial statements, whether due to fraud or error.

We believe that the audit evidence we have obtained and the audit evidence obtained by the other auditors of the subsidiary companies, which are incorporated in India, in terms of their reports referred to in the Other Matters paragraph below, is sufficient and appropriate to provide a basis for our audit opinion on the internal financial controls with reference to consolidated Ind AS financial statements.

## Meaning of Internal Financial Controls with reference to consolidated Ind AS financial statements

A company's internal financial control with reference to consolidated Ind AS financial statements is a process designed to provide reasonable assurance regarding the reliability of financial reporting and the preparation of financial statements for external purposes in accordance with generally accepted accounting principles. A company's internal financial control with reference to consolidated Ind AS financial statements includes those policies and procedures that (1) pertain to the maintenance of records that, in reasonable detail, accurately and fairly reflect the transactions and dispositions of the assets of the company; (2) provide reasonable assurance that transactions are recorded as necessary to permit preparation of financial statements in accordance with generally accepted accounting principles, and that receipts and expenditures of the company are being made only in accordance with authorisations of management and directors of the company; and (3) provide reasonable assurance regarding prevention or timely detection of unauthorised acquisition, use, or disposition of the company's assets that could have a material effect on the financial statements.

## Inherent Limitations of Internal Financial Controls with reference to consolidated Ind AS financial statements

Because of the inherent limitations of internal financial controls with reference to consolidated Ind AS financial statements, including the possibility of collusion or improper management override of controls, material misstatements due to error or fraud may occur and not be detected. Also, projections of any evaluation of the internal financial controls with reference to consolidated Ind AS financial statements to future periods are subject to the risk that the internal financial controls with reference to consolidated Ind AS financial statements may become inadequate because of changes in conditions, or that the degree of compliance with the policies or procedures may deteriorate.

## Opinion

In our opinion to the best of our information and according to the explanations given to us and based on the consideration of the reports of the other auditors referred to in the Other Matters paragraph below, the Parent Company and, its subsidiary companies, which are companies incorporated in India, have maintained, in all material respects, an adequate internal financial controls with reference to consolidated Ind AS financial statements and such internal financial controls with reference to consolidated Ind AS financial statements were operating effectively as at March 31, 2023, based on the internal control over financial reporting criteria established by the respective companies considering the essential components of internal control stated in the Guidance Note issued by the ICAI.

## Other Matters

a) Our aforesaid report under Section 143(3)(i) of the Act on the adequacy and operating effectiveness of the internal

financial controls with reference to consolidated Ind AS financial statements of the Parent Company, in so far as it relates to 3 subsidiary companies, which are incorporated in India, is based solely on the corresponding reports of the auditors of such subsidiary companies incorporated in India.

b) With respect to 1 subsidiary Company incorporated in India, report under Section 143(3)(i) of the Act on the adequacy and operating effectiveness of the internal financial controls with reference to consolidated Ind AS financial statements of the Parent Company has been issued by one of the joint auditors.

Our opinion is not modified in respect of the above matters.

For **S.R. Battiboi & Co. LLP**  
Chartered Accountants  
ICAI Firm Registration Number: 301003E/E30005

**per Anil Gupta**  
Partner  
Membership No.: 87921  
UDIN: 23087921BGXAUG2883

Place: Chandigarh  
Date: May 24, 2023

For **Deloitte Haskins & Sells**  
Chartered Accountants  
(Firm's Registration No. 015125N)

**Alka Chadha**  
Partner  
(Membership No. 93474)  
UDIN: 23093474BGYFHB5532

Place: Chandigarh  
Date: May 24, 2023

# Consolidated Balance Sheet

as at March 31, 2023

Particulars	Note No.	(Rs. million)	
		As at March 31, 2023	As at March 31, 2022
<b>I ASSETS</b>			
<b>Non current assets</b>			
a) Property, plant and equipment	3	39,669.3	36,204.6
b) Capital work in progress	3,38	3,622.4	824.1
c) Intangible assets	3	316.1	354.4
d) Right of use assets	41	957.7	567.6
e) Intangible assets under development		59.6	9.9
f) Investment in associate	4(a)	-	7.1
g) Financial assets			
i) Investments	4(b),45	4.9	11.0
ii) Other financial assets	5,45	2,405.8	453.1
h) Non current tax assets (net)	6	141.0	141.0
i) Deferred tax assets (net)	44 (b)	2.0	-
j) Other non current assets	7	655.0	829.5
<b>Total non current assets</b>		<b>47,833.8</b>	<b>39,402.3</b>
<b>Current assets</b>			
a) Inventories	8	10,818.0	13,143.8
b) Financial assets			
i) Trade receivables	9,45	2,765.4	5,252.6
ii) Cash and cash equivalents	10,45	1,267.3	2,710.5
iii) Other bank balances (other than ii above)	11,45	2,382.6	214.1
iv) Other financial assets	12,45	1,555.4	1,134.9
c) Current tax assets (net)	6	1.7	-
d) Other current assets	13	1,663.2	3,033.1
<b>Total current assets</b>		<b>20,453.6</b>	<b>25,489.0</b>
<b>Total assets</b>		<b>68,287.4</b>	<b>64,891.3</b>
<b>II EQUITY AND LIABILITIES</b>			
<b>Equity</b>			
a) Equity share capital	14	5,096.0	5,096.0
b) Other equity	15	36,830.3	33,350.8
<b>Equity attributable to equity holders of the parent</b>		<b>41,926.3</b>	<b>38,446.8</b>
Non controlling interest		15.2	-
<b>Total equity</b>		<b>41,941.5</b>	<b>38,446.8</b>
<b>Non current liabilities</b>			
a) Financial liabilities			
i) Borrowings	16,45	8,042.5	3,096.6
ii) Lease liabilities	41	603.2	240.1
iii) Other financial liabilities	17	32.8	40.3
b) Deferred tax liabilities (net)	44 (b)	3,017.6	3,034.4
<b>Total non current liabilities</b>		<b>11,696.1</b>	<b>6,411.4</b>
<b>Current liabilities</b>			
a) Financial liabilities			
i) Borrowings	18,45	5,698.6	12,609.6
ii) Lease liabilities	41	77.6	20.7
iii) Trade payables	19,45		
a) Total outstanding dues of micro enterprises and small enterprises; and		1,555.0	694.9
b) Total outstanding dues of creditors other than micro enterprises and small enterprises		3,846.5	3,910.8
iv) Other financial liabilities	20,45	2,378.6	1,508.7
b) Provisions	21	116.9	196.8
c) Other current liabilities	22	902.2	817.9
d) Current tax liabilities (net)	23	74.4	273.7
<b>Total current liabilities</b>		<b>14,649.8</b>	<b>20,033.1</b>
<b>Total liabilities</b>		<b>26,345.9</b>	<b>26,444.5</b>
<b>Total equity and liabilities</b>		<b>68,287.4</b>	<b>64,891.3</b>

See accompanying notes forming part of the consolidated financial statements

1 to 62

As per our report of even date

As per our report of even date

For and on behalf of the Board of Directors

 For **S.R. Battiboi & Co. LLP**  
 Chartered Accountants  
 ICAI Firm Registration Number 301003E/E300005

 For **Deloitte Haskins & Sells**  
 Chartered Accountants  
 (Firm's Registration No. 015125N)

**Rajiv Dewan**  
 Chairman  
 DIN: 00007988

**Deepak Nanda**  
 Managing Director  
 DIN: 00403335

**Anil Gupta**  
 Partner  
 (Membership No. 87921)

**Alka Chadha**  
 Partner  
 (Membership No. 93474)

**Avneesh Barua**  
 Chief Financial Officer

**Hari Krishan**  
 Company Secretary

 Place : Chandigarh  
 Date : May 24, 2023

 Place : Chandigarh  
 Date : May 24, 2023

 Place : Chandigarh  
 Date : May 24, 2023

# Consolidated Statement of Profit and Loss

for the year ended March 31, 2023

Particulars	Note No.	(Rs. million)	
		For the year ended March 31, 2023	For the year ended March 31, 2022
1 Revenue from operations	24	63,322.6	69,976.6
2 Other income	25	243.6	225.7
<b>3 Total Income (1+2)</b>		<b>63,566.2</b>	<b>70,202.3</b>
<b>4 Expenses:</b>			
Cost of raw materials consumed	26	33,851.5	33,681.2
Purchase of stock in trade	27	485.9	618.7
Changes in inventories of finished goods, waste, work-in-progress and stock in trade	28	(582.2)	(862.6)
Employee benefits expenses	29	6,503.8	6,695.4
Finance costs	30	796.2	862.3
Depreciation and amortisation expense	3	3,127.7	3,328.0
Forex loss/(gain) (including MTM)		[20.9]	[224.9]
Other expenses	31	13,617.4	14,945.6
<b>Total expenses</b>		<b>57,779.4</b>	<b>59,043.7</b>
<b>5 Profit before tax and share of profit of associate (3-4)</b>		<b>5,786.8</b>	<b>11,158.6</b>
6 Share of profit of associate		3.8	6.0
<b>7 Profit before tax (5+6)</b>		<b>5,790.6</b>	<b>11,164.6</b>
<b>8 Tax expenses</b>			
- Current tax	44 (a)	1,397.9	2,986.9
- Deferred tax charge / (credit)	44 (a)	13.6	(160.3)
- Current tax adjustments related to earlier years	44 (a)	(7.7)	(2.7)
- Deferred tax adjustments related to earlier years	44 (a)	[29.3]	3.2
<b>9 Profit for the year (7-8)</b>		<b>4,416.1</b>	<b>8,337.5</b>
<b>10 Other comprehensive income/ (loss)</b>			
Items that will not be reclassified to profit or loss :			
- Remeasurement gain of the defined benefit plan		87.2	72.8
- Income tax related to items that will not be reclassified to profit or loss		(21.9)	(18.3)
		<b>65.3</b>	<b>54.5</b>
Items that will be reclassified to profit or loss :			
- Net movement in effective portion of cash flow hedge reserve		(13.9)	(119.9)
- Exchange differences in translating the financial statements of a foreign operation		1.4	(0.2)
- Income tax related to items that may be reclassified to profit or loss		3.2	30.2
		<b>(9.3)</b>	<b>(89.9)</b>
<b>Other Comprehensive Income/(loss), net of taxes</b>		<b>56.0</b>	<b>(35.4)</b>
<b>11 Total comprehensive income (9+10)</b>		<b>4,472.1</b>	<b>8,302.1</b>
<b>12 Profit for the year Attributable to:</b>			
Equity holders of the parent		4,407.4	8,337.5
Non controlling interest		8.7	-
<b>Total</b>		<b>4,416.1</b>	<b>8,337.5</b>
<b>13 Other comprehensive income/(loss), for the year</b>			
Equity holders of the parent		55.7	(35.4)
Non controlling interests		0.3	-
<b>Total</b>		<b>56.0</b>	<b>(35.4)</b>
<b>14 Total comprehensive income for the year</b>			
Equity holders of the parent		4,463.2	8,302.1
Non controlling interests		8.9	-
<b>Total</b>		<b>4,472.1</b>	<b>8,302.1</b>
<b>12 Earnings per share (EPS) face value (of INR 1/- each)</b>	37		
- Basic		0.88	1.67
- Diluted		0.88	1.67

See accompanying notes forming part of the consolidated financial statements

1 to 62

As per our report of even date

As per our report of even date

For and on behalf of the Board of Directors

 For **S.R. Battiboi & Co. LLP**  
 Chartered Accountants  
 ICAI Firm Registration Number 301003E/E300005

 For **Deloitte Haskins & Sells**  
 Chartered Accountants  
 (Firm's Registration No. 015125N)

**Rajiv Dewan**  
 Chairman  
 DIN: 00007988

**Deepak Nanda**  
 Managing Director  
 DIN: 00403335

**Anil Gupta**  
 Partner  
 (Membership No. 87921)

**Alka Chadha**  
 Partner  
 (Membership No. 93474)

**Avneesh Barua**  
 Chief Financial Officer

**Hari Krishan**  
 Company Secretary

 Place : Chandigarh  
 Date : May 24, 2023

 Place : Chandigarh  
 Date : May 24, 2023

 Place : Chandigarh  
 Date : May 24, 2023

# Consolidated Statement of Changes in Equity

for the year ended March 31, 2023

Particulars	Atributable to the equity holders of the parent											Total equity			
	Reserves and surplus										Non-controlling interests				
	Equity share capital	Capital reserve	Securities premium reserve	General reserve	Trident employee welfare trust reserve	PPE fair valuation reserve*	Treasury shares	Capital redemption reserve	Retained earnings	Share based payment reserve			Compulsorily convertible debentures	Equity instrument through other comprehensive income	Exchange differences on translating the financial statements of a foreign operation
<b>As at March 31, 2021</b>	5,096	933.9	3,333.7	958.7	-	6,907.7	(751.0)	600.0	16,047.9	-	-	(0.7)	1.8	155.2	33,283.2
Profit for the year	-	-	-	-	-	-	-	-	8,337.5	-	-	-	(0.2)	-	8,337.5
Exchange difference on translation of foreign operations	-	-	-	-	-	-	-	-	-	-	-	-	-	-	(0.2)
Net movement in effective portion of cash flow hedge reserve, net of tax effect	-	-	-	-	-	-	-	-	-	-	-	-	-	(89.7)	(89.7)
Remeasurement of the benefit plan, net of tax effect	-	-	-	-	-	-	-	-	54.5	-	-	-	-	-	54.5
<b>Total comprehensive income</b>	-	-	-	-	-	-	-	-	8,392.0	-	-	-	(0.2)	(89.7)	8,302.1
Issued during the year (refer note 58)	-	-	-	-	-	-	-	-	-	-	169.1	-	-	-	169.1
Compensation options granted during the year (refer note 14 and 43 B)	-	-	-	-	-	-	-	-	-	-	-	-	-	-	139.5
Share options exercised during the year (refer note 14 and 43 B)	-	-	-	139.5	-	-	66.1	-	-	-	-	-	-	-	(139.5)
Share options exercised during the year (refer note 14)	-	-	-	84.6	-	-	-	-	-	-	-	-	-	-	84.6
Dividend paid on equity shares	-	-	-	-	-	-	-	-	(3,597.8)	-	-	-	-	-	(3,597.8)
<b>As at March 31, 2022</b>	5,096	933.9	3,333.7	1,182.8	-	6,907.7	(684.9)	600.0	20,842.1	-	169.1	(0.7)	1.6	65.5	38,446.8

# Consolidated Statement of Changes in Equity (Contd..)

for the year ended March 31, 2023

Particulars	Atributable to the equity holders of the parent											Total Equity			
	Reserves and surplus										Non-controlling interests				
	Equity share capital	Capital reserve	Securities premium reserve	General reserve	Trident employee welfare trust reserve	PPE fair valuation reserve*	Treasury shares	Capital redemption reserve	Retained earnings	Share based payment reserve			Compulsorily convertible debentures	Equity instrument through other comprehensive income	Exchange differences on translating the financial statements of a foreign operation
<b>As at March 31, 2022</b>	5,096.0	933.6	3,333.7	1,182.8	-	6,907.7	(684.9)	600.0	20,842.1	-	169.1	(0.7)	1.6	65.5	38,446.8
Profit for the year	-	-	-	-	-	-	-	-	4,407.4	-	-	-	-	-	4,407.4
Exchange difference on translation of foreign operations	-	-	-	-	-	-	-	-	-	-	-	-	0.8	-	0.8
Net movement in effective portion of cash flow hedge reserve, net of tax effect	-	-	-	-	-	-	-	-	-	-	-	-	-	(10.4)	(10.4)
Remeasurement of the benefit plan, net of tax effect	-	-	-	-	-	-	-	-	65.3	-	-	-	-	-	65.3
<b>Total comprehensive income</b>	-	-	-	-	-	-	-	-	4,472.7	-	-	-	0.8	(10.4)	4,463.1
Compensation options granted during the year (refer note 14 and 43 B)	-	-	-	-	-	-	-	-	-	-	-	-	-	-	224.8
Share options exercised during the year (refer note 14 and 43 B)	-	-	-	218.7	-	-	204.8	-	(218.7)	-	-	-	-	-	204.8
Acquisition of non-controlling interest (refer note 59)	-	4.7	-	-	-	-	-	-	-	-	-	-	-	-	4.7
Share options exercised during the year (refer note 14)	-	-	-	75.8	308.5	-	-	-	-	-	-	-	-	-	384.3
Dividend paid on equity shares	-	-	-	-	-	-	-	-	(1,802.3)	-	-	-	-	-	(1,802.3)
<b>As at March 31, 2023</b>	5,096.0	938.6	3,333.7	1,477.3	308.5	6,907.7	(480.1)	600.0	23,512.5	6.1	169.1	(0.7)	2.4	55.1	41,926.3

\* represents fair valuation gain on freehold land as at transition date, net of deferred tax liabilities at the time of transition to Ind AS.

As per our report of even date

**S.R. Batliboi & Co. LLP**  
Chartered Accountants  
ICAI Firm Registration Number 301003E/E300005  
**Anil Gupta**  
Partner  
(Membership No. 87921)

As per our report of even date

**For Deloitte Haskins & Sells**  
Chartered Accountants  
(Firm's Registration No. 015125N)

**Alka Chadha**  
Partner  
(Membership No. 93474)

Place : Chandigarh  
Date : May 24, 2023Place : Chandigarh  
Date : May 24, 2023

For and on behalf of the Board of Directors

**Rajiv Dewan**  
Chairman  
DIN : 00007988

**Avneesh Barua**  
Chief Financial Officer

Place : Chandigarh  
Date : May 24, 2023

**Deepak Nanda**  
Managing Director  
DIN : 00403335

**Hari Krishan**  
Company Secretary

Place : Chandigarh  
Date : May 24, 2023

# Consolidated Cash Flow Statement

for the year ended March 31, 2023

Particulars	(Rs. million)	
	For the year ended March 31, 2023	For the year ended March 31, 2022
<b>A. CASH FLOW FROM OPERATING ACTIVITIES</b>		
<b>Profit before tax</b>	<b>5,790.6</b>	<b>11,164.6</b>
Adjustments for:		
Depreciation and amortization expense	3,127.7	3,328.0
Interest expenses on financial liabilities measured at amortised cost	778.9	816.8
Interest income	(170.5)	(76.0)
Profit on sale of non current/current investments	-	(1.5)
Fair valuation gain on non current investments (net)	-	(0.7)
Investment in associate recognised (written off in earlier years)	-	(1.1)
Fair value loss on non-current investments	2.8	-
Share based payment expense	222.2	139.5
Irrecoverable Balances written off (net)	3.7	-
Expected credit loss allowance on trade receivables	-	5.5
Unrealised foreign exchange loss	64.9	10.0
Share of (profit) of associate	(3.8)	(6.0)
Exchange differences in translating the financial statements of a foreign operation	1.4	-
Gain on disposal of property, plant and equipment (net)	(5.3)	(35.7)
<b>Operating profit before working capital changes</b>	<b>4,022.0</b>	<b>4,178.8</b>
<b>Changes in working capital:</b>	<b>9,812.6</b>	<b>15,343.4</b>
Adjustments for (increase)/decrease in operating assets:		
Inventories	2,471.5	(2,914.0)
Trade receivables	2,587.1	(763.4)
Other current financial assets	(407.7)	(144.9)
Other non current financial assets	(70.1)	56.1
Other current assets	1,458.7	(1,536.1)
Other non current assets	(406.7)	(0.3)
Adjustments for increase/(decrease) in operating liabilities:		
Trade payables	479.2	1,606.2
Other current financial liabilities	42.0	(27.2)
Other current liabilities	45.2	163.4
Current provisions	(79.9)	(25.7)
<b>Cash generated from operations</b>	<b>6,119.3</b>	<b>(3,585.9)</b>
Direct taxes paid (net)	(1,669.4)	(2,731.7)
<b>Net cash flow from operating activities (A)</b>	<b>14,262.5</b>	<b>9,025.8</b>
<b>B. CASH FLOW FROM INVESTING ACTIVITIES</b>		
Payment for property, plant and equipment, capital work in progress, intangible assets and intangible asset under development	(7,790.9)	(3,616.8)
Proceeds from sale of property, plant and equipment	31.5	99.4
Loans given	70.0	-
Loans given received back	(70.0)	-
Purchase of current investments	-	(70.0)
Proceeds from sale of current investments	-	70.1
Proceeds from sale of non current investments	3.3	5.1
Interest received	119.4	73.1
Fixed deposits not considered as cash and cash equivalents		
- Placed	(4,732.2)	(61.6)
- Matured	715.5	67.6
<b>Net cash (used) in investing activities (B)</b>	<b>(11,653.4)</b>	<b>(3,433.1)</b>

# Consolidated Cash Flow Statement

for the year ended March 31, 2023

Particulars	(Rs. million)	
	For the year ended March 31, 2023	For the year ended March 31, 2022
<b>C. CASH FLOW FROM FINANCING ACTIVITIES</b>		
Amount received by Trident Limited Employee Welfare Trust against sale of treasury shares	487.8	-
Amount received by Trident Limited Employee Welfare Trust from employees against issuance of stock options	153.5	164.7
Proceeds from issue of compulsorily convertible debentures by a subsidiary company	-	169.1
Proceeds from issue of non-convertible debentures	250.0	-
Repayment of non-convertible debentures	(937.5)	(312.5)
Proceeds from non current borrowings	5,493.9	959.4
Repayment of non current borrowings	(164.7)	(89.0)
Net increase/(decrease) in working capital borrowings payable on demand/having maturities of less than three months	(6,610.1)	8,513.2
Repayment of short term borrowings having a maturity of more than three months	-	(8,720.0)
Interest paid	(911.1)	(926.0)
Payment of principal portion of lease liabilities	(33.2)	(6.6)
Payment of interest portion of lease liabilities	(30.1)	(23.3)
Dividend paid on equity shares	(1,802.3)	(3,597.8)
<b>Net cash (used) in financing activities (C)</b>	<b>(4,103.8)</b>	<b>(3,868.8)</b>
<b>Net (decrease)/increase in cash and cash equivalents (A+B+C)</b>	<b>(1,494.7)</b>	<b>1,723.9</b>
Cash and cash equivalents at the beginning of the year	2,710.5	986.6
Cash and cash equivalents acquired on account of acquisition of subsidiaries (Refer note 62)	51.5	-
<b>Cash and cash equivalents at the end of the year*</b>	<b>1,267.3</b>	<b>2,710.5</b>
* Comprises:		
Cash on hand	27.8	40.3
Remittances in Transit	84.6	10.8
Balances with banks :		
- In current accounts	36.6	14.5
- In cash credit accounts	153.3	-
- In bank deposits accounts (original maturity of less than 3 months)	965.0	2,644.9
	<b>1,267.3</b>	<b>2,710.5</b>

Change in liabilities arising from financing activities	For the year ended March 31, 2023		For the year ended March 31, 2022	
	Current	Non current (including current maturities)	Current	Non current (including current maturities)
<b>Opening Balance</b>	12,129.3	3,576.9	12,336.1	3,019.0
Cash flow (net)	(6,610.1)	4,641.7	(206.8)	557.9
Effective interest rate adjustment	-	3.3	-	-
<b>Closing Balance</b>	<b>5,519.2</b>	<b>8,221.9</b>	<b>12,129.3</b>	<b>3,576.9</b>

See accompanying notes forming part of the consolidated financial statements

1 to 62

As per our report of even date

As per our report of even date

For and on behalf of the Board of Directors

For **S.R. Batliboi & Co. LLP**For **Deloitte Haskins & Sells****Rajiv Dewan****Deepak Nanda**

Chartered Accountants

Chartered Accountants

Chairman

Managing Director

ICAI Firm Registration Number 301003E/E300005

(Firm's Registration No. 015125N)

DIN: 00007988

DIN: 00403335

**Anil Gupta****Alka Chadha****Avneesh Barua****Hari Krishan**

Partner

Partner

Chief Financial Officer

Company Secretary

(Membership No. 87921)

(Membership No. 93474)

Place : Chandigarh

Place : Chandigarh

Place : Chandigarh

Date : May 24, 2023

Date : May 24, 2023

Date : May 24, 2023

# Notes to Consolidated Ind AS Financial Statements

as at and for the year ended March 31, 2023

(All amounts in Rs. Million, unless otherwise stated)

## NOTE 1 - CORPORATE INFORMATION

The consolidated Ind AS financial statements comprise financial statements of Trident Limited (the Parent Company), its subsidiaries (the Parent Company and its subsidiaries together referred to as "the Group") and its associate for the year ended March 31, 2023. The Parent Company is a public company domiciled in India and incorporated on April 18, 1990 under the provisions of the Companies Act, 1956. The name of the Parent Company was changed from Abhishek Industries Limited to Trident Limited on April 18, 2011. The equity shares of the Parent Company are listed on two stock exchanges in India i.e. National Stock Exchange of India Limited (NSE) and BSE Limited (BSE). The Group and its associate is engaged in manufacturing, trading and selling of Textiles (Yarn, Terry Towels & Bedsheets), Paper & Chemicals.

The registered office of the Parent Company is situated at Sanghera, India. The principal activities of the Group and its associate are described in Note 40. These consolidated Ind AS financial statements were approved for issuance by the Board of Directors of the Parent Company in their meeting held on May 24, 2023.

## NOTE 2.1 - SIGNIFICANT ACCOUNTING POLICIES

### A Statement of compliance

The consolidated Ind AS financial statements of the Group and its associate have been prepared in accordance with the Indian Accounting Standards (Ind AS) specified under Section 133 of the Companies Act, 2013 read with the Companies (Indian Accounting Standards) Rules, 2015 (as amended from time to time) and presentation requirements of Division II of Schedule III to the Companies Act, 2013 (IND AS compliant Schedule III), to the extent applicable.

#### Basis of preparation and presentation

The consolidated Ind AS financial statements have been prepared under the historical cost convention on accrual basis except for following assets and liabilities which have been measured at fair value:

1. Derivative financial instruments
2. Certain financial assets and liabilities measured at fair value (refer accounting policy regarding financial instruments in Note Q)
3. Defined benefit plans - plan assets are measured at fair value

Accounting policies have been consistently applied except where a newly issued accounting standard is initially adopted or a revision to an existing accounting standard requires a change in the accounting policy hitherto in use.

Historical cost is generally based on the fair value of the consideration given in exchange for goods and services.

The consolidated Ind AS financial statements of the Group and its associate are presented in Indian Rupee (INR) and all values are rounded to the nearest million with one decimal place (INR. 000,000), except when otherwise indicated.

#### New and amended standards and interpretations

The Ministry of Corporate Affairs has notified Companies (Indian Accounting Standard) Amendment Rules 2022 dated March 23, 2022, to amend the following Ind AS which were effective from April 01, 2022:

#### (i) Onerous Contracts – Costs of Fulfilling a Contract – Amendments to Ind AS 37

An onerous contract is a contract under which the unavoidable costs of meeting the obligations under the contract (i.e., the costs that the company cannot avoid because it has the contract) exceed the economic benefits expected to be received under it.

The amendments specify that when assessing whether a contract is onerous or loss-making, an entity needs to include costs that relate directly to a contract to provide goods or services including both incremental costs (e.g., the costs of direct labour and materials) and an allocation of costs directly related to contract activities (e.g., depreciation of equipment used to fulfil the contract and costs of contract management and supervision). General and administrative costs do not relate directly to a contract and are excluded unless they are explicitly chargeable to the counterparty under the contract.

#### (ii) Property, Plant and Equipment: Proceeds before Intended Use – Amendments to Ind AS 16

The amendments modified paragraph 17(e) of Ind AS 16 to clarify that excess of net sale proceeds of items produced over the cost of testing, if any, shall not be recognised in the profit or loss but deducted from the directly attributable costs considered as part of cost of an item of property, plant, and equipment.

#### (iii) Ind AS 109 Financial Instruments – Fees in the '10 per cent' test for derecognition of financial liabilities

The amendment clarifies the fees that an entity includes when assessing whether the terms of a new or modified financial liability are substantially different from the terms of the original financial

# Notes to Consolidated Ind AS Financial Statements

as at and for the year ended March 31, 2023

(All amounts in Rs. Million, unless otherwise stated)

liability. These fees include only those paid or received between the borrower and the lender, including fees paid or received by either the borrower or lender on the other's behalf.

All aforesaid amendments had no impact on the standalone Ind AS financial statement of the Group for the year ended March 31, 2023.

#### Standards notified but not yet effective

Recent pronouncements Ministry of Corporate Affairs ("MCA") notifies new standard or amendments to the existing standards under Companies (Indian Accounting Standards) Rules as issued from time to time. On March 31, 2023, MCA amended the Companies (Indian Accounting Standards) Rules, 2015 by issuing the Companies (Indian Accounting Standards) Amendment Rules, 2023, applicable from April 1, 2023, as below:

#### (i) Definition of Accounting Estimates - Amendments to Ind AS 8

The amendments clarify the distinction between changes in accounting estimates and changes in accounting policies and the correction of errors. It has also been clarified how entities use measurement techniques and inputs to develop accounting estimates. The definition of a change in accounting estimates has been replaced with a definition of accounting estimates. Under the new definition, accounting estimates are "monetary amounts in financial statements that are subject to measurement uncertainty". Entities develop accounting estimates if accounting policies require items in financial statements to be measured in a way that involves measurement uncertainty.

The amendments are effective for annual reporting periods beginning on or after 1 April 2023 and apply to changes in accounting policies and changes in accounting estimates that occur on or after the start of that period.

The amendments are not expected to have a material impact on the Group's financial statements.

#### (ii) Disclosure of Accounting Policies - Amendments to Ind AS 1

The amendments aim to help entities provide accounting policy disclosures that are more useful by replacing the requirement for entities to disclose their 'significant' accounting policies with a requirement to disclose their 'material'

accounting policies and adding guidance on how entities apply the concept of materiality in making decisions about accounting policy disclosures. Accounting policy information, together with other information, is material when it can reasonably be expected to influence decisions of primary users of general purpose financial statements.

The amendments to Ind AS 1 are applicable for annual periods beginning on or after 1 April 2023. Consequential amendments have been made in Ind AS 107.

The Group is currently revisiting its accounting policy information disclosures to ensure consistency with the amended requirements.

#### (iii) Deferred Tax related to Assets and Liabilities arising from a Single Transaction - Amendments to Ind AS 12

The amendments narrow the scope of the initial recognition exception under Ind AS 12, so that it no longer applies to transactions that give rise to equal taxable and deductible temporary differences.

The amendments should be applied to transactions that occur on or after the beginning of the earliest comparative period presented. In addition, at the beginning of the earliest comparative period presented, a deferred tax asset (provided that sufficient taxable profit is available) and a deferred tax liability should also be recognised for all deductible and taxable temporary differences associated with leases and decommissioning obligations. Consequential amendments have been made in Ind AS 101. The amendments to Ind AS 12 are applicable for annual periods beginning on or after 1 April 2023.

The Group is currently assessing the impact of the amendments on its financial statements.

## B Principles of Consolidation

The consolidated Ind AS financial statements incorporate the consolidated Ind AS financial statements of the Parent Company and its subsidiaries and associate. Control is achieved when the Company:

- has power over the investee;
- is exposed, or has rights, to variable returns from its involvement with the investee; and
- has the ability to use its power to affect its returns.



# Notes to Consolidated Ind AS Financial Statements

as at and for the year ended March 31, 2023

(All amounts In Rs. Million, unless otherwise stated)

The Company reassesses whether or not it controls an investee if facts and circumstances indicate that there are changes to one or more of the three elements of control listed above.

When the Company has less than a majority of the voting rights of an investee, it has power over the investee when the voting rights are sufficient to give it the practical ability to direct the relevant activities of the investee unilaterally. The Company considers all relevant facts and circumstances in assessing whether or not the Company's voting rights in an investee are sufficient to give it power, including:

- the size of the Company's holding of voting rights relative to the size and dispersion of holdings of the other vote holders;
- potential voting rights held by the Company, other vote holders or other parties;
- rights arising from other contractual arrangements; and
- any additional facts and circumstances that indicate that the Company has, or does not have, the current ability to direct the relevant activities at the time that decisions need to be made, including voting patterns at previous shareholders' meetings.

Consolidation of a subsidiary begins when the Company obtains control over the subsidiary and ceases when the Company loses control of the subsidiary. Specifically, income and expenses of a subsidiary acquired or disposed of during the year are included in the consolidated Statement of Profit and Loss from the date the Company gains control until the date when the Company ceases to control the subsidiary.

Profit or loss and each component of other comprehensive income are attributed to the owners of the Company and to the non-controlling interests. Total comprehensive income of subsidiaries is attributed to the owners of the Company and to the non-controlling interests even if this results in the non-controlling interests having a deficit balance.

Necessary adjustments are made to the financial statements of subsidiaries to bring their accounting policies into line with the Group's accounting policies.

All intragroup assets and liabilities, equity, income, expenses, and cash flows relating to transactions between members of the Group are eliminated in full on consolidation.

Non-controlling interests in the results and equity of subsidiaries are shown separately in the Consolidated Statement of Profit and Loss, Consolidated Statement of Changes in Equity and Balance Sheet respectively.

The Ind AS financial statements of the subsidiary companies used in the consolidation are based on the audited financial statements which have been drawn upto the same reporting date as that of the Company i.e. March 31, 2023.

## C Investment in associate

An associate is an entity over which the Group has significant influence. Significant influence is the power to participate in the financial and operating policy decisions of the investee but is not control or joint control over those policies.

The results and assets and liabilities of associate are incorporated in these consolidated Ind AS financial statements using the equity method of accounting, except when the investment, or a portion thereof, is classified as held for sale, in which case it is accounted for in accordance with Ind AS 105. Under the equity method, an investment in an associate is initially recognised in the Consolidated Balance Sheet at cost and adjusted thereafter to recognise the Group's share of the profit or loss and other comprehensive income of the associate. Distributions received from an associate reduce the carrying amount of the investment. When the Group's share of losses of an associate exceeds the Group's interest in that associate (which includes any long-term interests that, in substance, form part of the Group's net investment in the associate), the Group discontinues recognising its share of further losses. Additional losses are recognised only to the extent that the Group has incurred legal or constructive obligations or made payments on behalf of the associate.

An investment in an associate is accounted for using the equity method from the date on which the investee becomes an associate. On acquisition of the investment in an associate, any excess of the cost of the investment over the Group's share of the net fair value of the identifiable assets and liabilities of the investee is recognised as goodwill, which is included within the carrying amount of the investment. Any excess of the Group's share of the net fair value of the identifiable assets and liabilities over the cost of the investment, after reassessment, is recognised directly in equity as capital reserve in the period in which the investment is acquired.

After application of the equity method of accounting, the Group determines whether there is any objective evidence of impairment as a result of one or more events that occurred after the initial recognition of the net investment in an associate and that event (or events) has an impact on the estimated future cash flows from the net investment that can be reliably estimated. If there exists such an objective evidence of impairment, then it is necessary to recognise impairment loss with respect to the Group's investment in an associate.

After application of the equity method, the Group determines whether it is necessary to recognise an impairment loss on its investment in its associate. At each reporting date, the Group determines whether there is objective evidence that

# Notes to Consolidated Ind AS Financial Statements

as at and for the year ended March 31, 2023

(All amounts In Rs. Million, unless otherwise stated)

the investment in the associate is impaired. If there is such evidence, the Group calculates the amount of impairment as the difference between the recoverable amount of the associate and their carrying value, and then recognises the loss as 'Share of (loss) of an associate' in the Statement of Profit and Loss.

The Group discontinues the use of the equity method from the date when the investment ceases to be an associate, or when the investment is classified as held for sale. When the Group retains an interest in the former associate and the retained interest is a financial asset, the Group measures the retained interest at fair value at that date and the fair value is regarded as its fair value on initial recognition in accordance with Ind AS 109. The difference between the carrying amount of the associate at the date the equity method was discontinued, and the fair value of any retained interest and any proceeds from disposing of a part interest in the associate is included in the determination of the gain or loss on disposal of the associate. In addition, the Group accounts for all amounts previously recognised in other comprehensive income in relation to that associate on the same basis as would be required if that associate had directly disposed of the related assets or liabilities. Therefore, if a gain or loss previously recognised in other comprehensive income by that associate would be reclassified to profit or loss on the disposal of the related assets or liabilities, the Group reclassifies the gain or loss from equity to profit or loss (as a reclassification adjustment) when the equity method is discontinued.

When the Group reduces its ownership interest in an associate but the Group continues to use the equity method, the Group reclassifies to profit or loss the proportion of the gain or loss that had previously been recognised in other comprehensive income relating to that reduction in ownership interest if that gain or loss would be reclassified to profit or loss on the disposal of the related assets or liabilities.

When a group entity transacts with an associate of the Group, profits and losses resulting from the transactions with the associate is recognised in the Group's consolidated Ind AS financial statements only to the extent of interests in the associate that are not related to the Group.

The Ind AS financial statements of the associate company used in the consolidation are based on the unaudited financial statements for the period from April 1, 2022 to November 30, 2022 (also refer note 52).

## D Revenue recognition

### Sale of products

Revenue from contracts with customers is recognised when control of the goods is transferred to the customer on satisfaction of performance obligations. The Performance

obligations as per contracts with customers are fulfilled at the time of dispatch or delivery of goods depending upon the terms agreed with customer. .

The Group has generally concluded that it is the principal in its revenue arrangements because it typically controls the goods before transferring them to the customer.

Revenue towards satisfaction of a performance obligation is measured at the amount of transaction price (net of variable consideration) allocated to that performance obligation. The transaction price of goods sold is net of variable consideration on account of trade discounts and rebates offered by the Group as part of the contract.

Amounts disclosed as revenue are net of returns and allowances. The Group collects goods and services tax on behalf of the government and therefore, these are not economic benefits flowing to the Group. Hence, these are excluded from the revenue.

Variable consideration includes trade discounts, volume rebates and incentives, etc. The Group and its associates estimates the variable consideration with respect to above based on an analysis of accumulated historical experience. The Group and its associates adjusts estimate of revenue at the earlier of when the most likely amount of consideration expected to be received changes or when the consideration becomes fixed.

The revenue in respect of duty drawback and similar other export benefits (Refer Note E) is recognized on post export basis at the rate at which the entitlements accrue and is included in the 'sale of products'.

### Interest Income

For all debt instruments measured either at amortised cost or at fair value through other comprehensive income, interest income is recorded using the effective interest rate (EIR). EIR is the rate that exactly discounts the estimated future cash payments or receipts over the expected life of the financial instrument or a shorter period, where appropriate, to the gross carrying amount of the financial asset or to the amortised cost of a financial liability. When calculating the effective interest rate, the group and its associate estimates the expected cash flows by considering all the contractual terms of the financial instrument (for example, prepayment, extension, call and similar options) but does not consider the expected credit losses. Interest income is included in finance income in the Statement of Profit and Loss.

### Dividend income

Dividend on financial assets is recognised when the Group's right to receive the dividends is established, it is probable that the economic benefits associated with the dividend will

# Notes to Consolidated Ind AS Financial Statements

as at and for the year ended March 31, 2023

(All amounts in Rs. Million, unless otherwise stated)

flow to the entity, the dividend does not represent a recovery of part of cost of the investment and the amount of dividend can be measured reliably.

## Other income

Insurance claims are recognised when there exists no significant uncertainty with regards to the amounts to be realized and the ultimate collection thereof.

## Contract balances - Trade receivables

A trade receivable is recognised if the amount of consideration is unconditional (i.e., only the passage of time is required before payment of the consideration is due). Refer to accounting policies of financial assets in section - Financial instruments – initial recognition and subsequent measurement.

## E Government grants/subsidies

Government grants are recognised where there is reasonable assurance that the grant will be received and all attached conditions will be complied with. When the grant relates to an expense item, it is recognised as income on a systematic basis over the periods that the related costs, for which it is intended to compensate, are expensed. When the grant relates to an asset, the government grant related to asset is presented by deducting the grant in arriving at the carrying amount of the asset.

## F Borrowing costs

Borrowing costs include interest and amortisation of ancillary costs incurred in relation to borrowings. Borrowing costs, allocated to and utilised for qualifying assets, pertaining to the period from commencement of activities relating to construction/development of the qualifying asset upto the date of capitalisation of such asset are added to the cost of the assets. Qualifying asset is one that necessarily takes substantial period of time to get ready for its intended use. Borrowing cost also includes exchange differences to the extent regarded as an adjustment to the borrowing costs.

Interest revenue earned on the temporary investment of specific borrowings for qualifying assets pending their expenditure, is deducted from the borrowing costs eligible for capitalisation.

All other borrowing costs are recognised in Statement of Profit and Loss in the period in which they are incurred.

## G Income taxes

Income tax expense comprises current income tax and deferred tax.

Current tax expense for the year is ascertained on the basis of assessable profits computed in accordance with the provisions of the Income Tax Act, 1961. The tax rates and tax laws used to compute the amount are those that are enacted or substantively enacted, at the reporting date.

Deferred tax is recognised using the liability method on temporary differences between the carrying amounts of assets and liabilities in the financial statements and the corresponding tax bases used in the computation of taxable profit. Deferred tax assets are generally recognised for all deductible temporary differences, the carry forward of unused tax credits and unused tax losses to the extent that it is probable that taxable profits will be available against which those deductible temporary differences can be utilised. Such deferred tax assets and liabilities are not recognised if the temporary difference arises from the initial recognition (other than in a business combination) of assets and liabilities in a transaction that affects neither the taxable profit nor the accounting profit.

The carrying amount of deferred tax assets is reviewed at the end of each reporting period and reduced to the extent that it is no longer probable that sufficient taxable profits will be available to allow all or part of the asset to be recovered.

Deferred tax liabilities and assets are measured at the tax rates that are expected to apply in the period in which the liability is settled or the asset realised, based on tax rates (and tax law) as that have been enacted or substantively enacted by the end of the reporting period.

Current and deferred tax are recognised in Statement of Profit and Loss, except when they relate to items that are recognised in other comprehensive income or directly in equity, in which case, the current and deferred tax are also recognised in other comprehensive income or directly in equity respectively. Management periodically evaluates positions taken in the tax returns with respect to situations in which applicable tax regulations are subject to interpretation and considers whether it is probable that a taxation authority will accept an uncertain tax treatment. The Group shall reflect the effect of uncertainty for each uncertain tax treatment by using either most likely method or expected value method, depending on which method predicts better resolution of the treatment.

The Group offsets deferred tax assets and deferred tax liabilities if and only if it has a legally enforceable right to set off current tax assets and current tax liabilities and the deferred taxes assets and deferred tax liabilities relate to income taxes levied by the same taxation authority.

## H Retirement and Employee benefits

# Notes to Consolidated Ind AS Financial Statements

as at and for the year ended March 31, 2023

(All amounts in Rs. Million, unless otherwise stated)

The Group and its associate have schemes of employees benefits such as Provident fund, Gratuity and Compensated absences, which are dealt with as under:

## Defined Contribution

Provident fund is the defined contribution scheme. The contribution to this scheme is charged to Statement of Profit and Loss of the year in which contribution to such scheme become due and when services are rendered by the employees. The Group and its associate have no obligation other than the contribution payable to the provident fund. If the contribution payable to the scheme for services received before the balance sheet date exceeds the contribution already paid, the deficit payable to the scheme is recognized as a liability after deducting the contribution already paid. If the contribution already paid exceeds the contribution due for services received before the balance sheet date, then excess is recognized as an asset to the extent that the pre-payment will lead to, for example, a reduction in future payment or a cash refund.

## Defined Benefit plan

Gratuity liability in respect of employees of the Group and its associate is covered through trusts' group gratuity schemes managed by Life Insurance Corporation of India, SBI Life Insurance Company Limited, Kotak Mahindra and Bajaj Allianz. The cost of providing benefits is determined using the projected unit credit method, with actuarial valuations being carried out at each balance sheet date by an independent valuer. Remeasurement gains and losses are recognised in other comprehensive income in the period in which they occur. Remeasurement recognised in other comprehensive income is reflected immediately in retained earnings and is not reclassified to the Statement of Profit and Loss. Past service cost is recognised in the statement of profit and loss in the period of a plan amendment. Net interest is calculated by applying the discount rate at the beginning of the period to the net defined benefit liability or asset. Defined benefit costs are categorised as follows:

- service cost (including current service cost, past service cost, as well as gains and losses on curtailments and settlements);
- net interest expense or income; and
- re-measurement

## Short-term employee benefits

The undiscounted amount of short-term employee benefits expected to be paid in exchange for the services rendered by employees are recognised on an undiscounted accrual basis during the year when the employees render the services. These benefits include performance incentive

and compensated absences which are expected to occur within twelve months after the end of the period in which the employee renders the related services.

## Long-term employee benefits

Compensated absences which are not expected to occur within twelve months after the end of the period in which the employee renders the related service are recognised as a liability at the present value of the defined benefit obligation as at the Balance Sheet date. The cost of providing benefits is determined using the projected unit credit method, with actuarial valuations being carried out at each Balance Sheet date. Actuarial gains and losses are recognised in the Statement of Profit and Loss in the period in which they occur. The Group and its associate present the entire leave liability as current liability, since it does not have an unconditional right to defer its settlement for 12 months after the reporting period.

## I Property, Plant and Equipment (PPE)

Land and buildings held for use in the production or supply of goods or services, or for administrative purposes, are stated in the balance sheet at cost less accumulated depreciation and accumulated impairment losses (if any). Freehold land is not depreciated and have been measured at fair value at the date of transition to Ind AS i.e. April 1, 2015. The Group regards the fair value as deemed cost at the transition date.

Properties in the course of construction for production, supply or administrative purposes are carried at cost, less any recognised impairment loss. Property, plant and equipment except freehold land acquired before the date of transition to Ind AS is carried at cost net of accumulated depreciation and accumulated impairment losses, if any. Freehold land acquired before the date of transition to Ind AS are carried at deemed cost being fair value as at the date of transition to Ind AS. Cost comprises of its purchase price including non-refundable duties and taxes and excluding any trade discount and rebates and any directly attributable costs of bringing the asset to its working condition and location for its intended use. Cost also includes professional fees and, for qualifying assets, borrowing costs capitalised in accordance with the Group's accounting policy (refer note 2.1 (F)). Such properties are classified to the appropriate categories of property, plant and equipment when completed and ready for intended use. Depreciation of these assets commences when the assets are ready for their intended use.

The Group reviews the estimated residual values and expected useful lives of assets at least annually. In particular, the Group considers the impact of health, safety and environmental legislation in its assessment of expected useful lives and estimated residual values.

# Notes to Consolidated Ind AS Financial Statements

as at and for the year ended March 31, 2023

(All amounts In Rs. Million, unless otherwise stated)

Subsequent expenditure related to an item of PPE is capitalised only when it is probable that future economic benefits associated with these will flow to the Group and the cost of the item can be measured reliably. Such cost includes the cost of replacing part of the plant and equipment. When significant parts of plant and equipment are required to be replaced at intervals, the Group depreciates them separately based on their specific useful lives.

Gains or losses arising from derecognition of the assets are measured as the difference between the net disposal proceeds and the carrying amount of the asset and are recognized in the Statement of Profit and Loss when the asset is derecognized.

## J Depreciation on tangible assets

Depreciable amount for assets is the cost (net of amount received towards government grant) of an asset, or other amount substituted for cost, less its estimated residual value.

Depreciation on tangible property, plant and equipment has been provided on the straight-line method as per the useful life prescribed in Schedule II to the Companies Act, 2013 except in respect of the following categories of assets, in whose case the life of the assets has been assessed as under based on technical advice, taking into account the nature of the asset, the estimated usage of the asset, the operating conditions of the asset, past history of replacement, anticipated technological changes, manufacturers warranties and maintenance support, etc.:

	As per management estimate	As per schedule II
General plant and equipment on triple shift basis	- 9.5 years	- 7.5 years
End user devices, such as, desktops, laptops, etc (included under Computers)	- 5 years	- 3 years
Servers and networks (included under Computers)	- 5 years	- 6 years
Office equipment	- 10 years	- 5 years
Vehicles	- 6 years	- 8 years
Tube wells and water reservoirs	- 10 years	- 5 years
Boundary walls	-20 years	-30 years
Roads	- 10 years	- 5 years

Leasehold improvements are depreciated over the remaining lease period.

Foreign exchange gains/losses capitalised in earlier years as a part of PPE are depreciated over the remaining useful life of the asset to which it relates.

When parts of an item of Property, plant & equipment have different useful life, they are accounted for as separate items (Major components) and are depreciated over the useful life of part or the parent asset to which it relates, whichever is lower.

When significant spare parts, stand-by equipment and servicing equipment have useful life of more than one period, they are accounted for as separate items and are depreciated over the useful life of such item or the parent asset to which it relates, whichever is lower.

## K Intangible assets

Intangible assets acquired separately are measured on initial recognition at cost. Following initial recognition, intangible assets are carried at cost less accumulated amortization and accumulated impairment losses, if any. Intangible assets with finite lives are amortised on a straight line basis over the estimated useful economic life. The estimated useful life and amortisation method are reviewed at the end of each reporting period.

Development expenditures on an individual project are recognised as an intangible asset when the Group and its associate can demonstrate:

- The technical feasibility of completing the intangible asset so that the asset will be available for use or sale
- Its intention to complete and its ability and intention to use or sell the asset
- How the asset will generate future economic benefits
- The availability of resources to complete the asset
- The ability to measure reliably the expenditure during development

Following initial recognition of the development expenditure as an asset, the asset is carried at cost less any accumulated amortisation and accumulated impairment losses. Amortisation of the asset begins when development is complete and the asset is available for use. Amortisation expense is recognised in the Statement of Profit and Loss unless such expenditure forms part of carrying value of another asset.

Intangible assets are amortised on the straight-line method as per the useful life assessed based on expected future benefit, taking into account the nature of the asset and the estimated usage of the asset:

# Notes to Consolidated Ind AS Financial Statements

as at and for the year ended March 31, 2023

(All amounts In Rs. Million, unless otherwise stated)

	As per management estimate
SAP licences	- 10 years
SAP Hana licences	- 5 years
Other softwares and Websiteswebsites	- 5 years

During the period of development, the asset is tested for impairment annually.

An intangible asset is derecognised upon disposal (i.e., at the date the recipient obtains control) or when no future economic benefits are expected from its use or disposal. Any gain or loss arising upon derecognition of the asset (calculated as the difference between the net disposal proceeds and the carrying amount of the asset) is included in the Statement of Profit and Loss when the asset is derecognised.

## L Inventories

Raw materials, work in progress, finished goods, process waste, stock in trade and stores and spares are valued at cost or net realizable value, whichever is lower. Net realizable value represents the estimated selling price for inventories less all estimated costs of completion and cost necessary to make the sale. The basis of determining cost for various categories of inventories is as follows:

- Raw materials: moving weighted average cost \*- Cost includes cost of purchase and other costs incurred in bringing the inventories to their present location and condition.
- Work in progress: cost of raw materials plus conversion cost depending upon the stage of completion. Cost is determined on a moving weighted average basis except for work-in-progress inventory of towel and sheeting divisions for which cost is determined on a monthly weighted average basis
- Stock-in-trade (acquired for trading) - Cost is determined on a moving weighted average basis.
- Finished goods (including stock in transit): cost of raw materials plus conversion cost and packing cost. Cost is determined on a moving weighted average basis except for finished goods inventory of towel and sheeting divisions for which cost is determined on a monthly weighted average basis.
- Process waste is valued at net realizable value
- Stock in trade: weighted average cost - Cost includes cost of purchase and other costs incurred in bringing the inventories to their present location and condition.

- Stores and spares: moving weighted average cost - Cost includes cost of purchase and other costs incurred in bringing the inventories to their present location and condition.

\*Includes by products which is valued at net realizable value

## M Impairment of Non Financial Assets

The Group and its associate assess at each reporting date whether there is an indication that an asset may be impaired. If any indication exists, or when annual impairment testing for an asset is required, the Group and its associate estimate the asset's recoverable amount. An asset's recoverable amount is the higher of an asset's or cash-generating unit's (CGU) fair value less costs of disposal and its value in use. The recoverable amount is determined for an individual asset, unless the asset does not generate cash inflows that are largely independent of those from other assets or groups of assets. Where the carrying amount of an asset or CGU exceeds its recoverable amount, the asset is considered impaired and is written down to its recoverable amount.

In assessing value in use, the estimated future cash flows are discounted to their present value using a pre-tax discount rate that reflects current market assessments of the time value of money and the risks specific to the asset. In determining fair value less costs of disposal, recent market transactions are taken into account, if available, and if no such transactions can be identified an appropriate valuation model is used.

The Group and its associate base its impairment calculation on detailed budgets and forecast calculations which are prepared separately for each of the Group's and its associate' CGU's to which the individual assets are allocated. These budgets and forecast calculations generally cover a period of five years. For longer periods, a long term growth rate is calculated and applied to projected future cash flows after the fifth year.

Impairment losses, including impairment on inventories, are recognized in the Statement of Profit and Loss.

An assessment is made at each reporting date as to whether there is any indication that previously recognized impairment losses may no longer exist or may have decreased. If such indication exists, the Group and its associate estimate the asset's or CGU's recoverable amount. A previously recognized impairment loss is reversed only if there has been a change in the assumptions used to determine the asset's recoverable amount since the last impairment loss was recognized. The reversal is limited so that the carrying amount of the asset does not exceed

# Notes to Consolidated Ind AS Financial Statements

as at and for the year ended March 31, 2023

(All amounts in Rs. Million, unless otherwise stated)

its recoverable amount, nor exceed the carrying amount that would have been determined, net of depreciation, had no impairment loss been recognized for the asset in prior years. Such reversal is recognized in the Statement of Profit and Loss.

## N Segment reporting

The Group and its associate identify primary segments based on the dominant source, nature of risks and returns and the internal organisation and management structure. The operating segments are the segments for which separate financial information is available and for which operating profit/loss amounts are evaluated regularly by the chief operating decision maker in deciding how to allocate resources and in assessing performance.

Operating segments are reported in a manner consistent with the internal reporting provided to the Chief Operating Decision Maker. Chief Operating Decision Maker review the performance of the Group and its associate according to the nature of products manufactured with each segment representing a strategic business unit that offers different products and serves different markets. The analysis of geographical segments is based on the locations of customers.

## O Leases

The Group and its associate assess at contract inception whether a contract is, or contains, a lease. That is, if the contract conveys the right to control the use of an identified asset for a period of time in exchange for consideration.

### Group as a lessee

The Group and its associate apply a single recognition and measurement approach for all leases, except for short-term leases and leases of low-value assets. The Group and its associate recognise lease liabilities to make lease payments and right-of-use assets representing the right to use the underlying assets.

#### i) Right of use assets

The Group and its associate recognise right-of-use assets at the commencement date of the lease (i.e., the date the underlying asset is available for use). Right-of-use assets are measured at cost, less any accumulated depreciation and impairment losses, and adjusted for any remeasurement of lease liabilities. The cost of right-of-use assets includes the amount of lease liabilities recognised, initial direct costs incurred, and lease payments made at or before the commencement date less any lease incentives received. Right-of-use assets are depreciated on a straight-line basis over the

shorter of the lease term and the estimated useful lives of the assets, as follows:

- Leasehold land 30 to 99 years
- Office premises and guest houses 5 to 20 years
- Factory premises (including plant & equipment) 10 years

If ownership of the leased asset transfers to the Group and its associate at the end of the lease term or the cost reflects the exercise of a purchase option, depreciation is calculated using the estimated useful life of the asset.

The right-of-use assets are also subject to impairment. Refer to the accounting policies in section (M) Impairment of non-financial assets.

#### ii) Lease liabilities

At the commencement date of the lease, the Group and its associate recognise lease liabilities measured at the present value of lease payments to be made over the lease term. The lease payments are fixed payments.

In calculating the present value of lease payments, the Group and its associate use their incremental borrowing rate at the lease commencement date because the interest rate implicit in the lease is not readily determinable. After the commencement date, the amount of lease liabilities is increased to reflect the accretion of interest and reduced for the lease payments made. In addition, the carrying amount of lease liabilities is remeasured if there is a modification, a change in the lease term, a change in the lease payments (e.g., changes to future payments resulting from a change in an index or rate used to determine such lease payments) or a change in the assessment of an option to purchase the underlying asset.

The Group's lease liabilities are disclosed separately in the balance sheet (see Note 41).

#### iii) Short-term leases and leases of low-value assets

The Group and its associate applies the short-term lease recognition exemption to its short-term leases except in case of lease contracts with related parties since there exist is an economic incentive for the Group and its associate to continue using the leased premises for a period longer than the 11 months and considering the contract is with the related parties, it does not foresee and non-renewal of the lease term for future periods is not foreseen, thus basis the substance and economics of the arrangements, management believes that under Ind AS 116, the

# Notes to Consolidated Ind AS Financial Statements

as at and for the year ended March 31, 2023

(All amounts in Rs. Million, unless otherwise stated)

lease terms in the arrangements with related parties have been determined considering the period for which management has an economic incentive to use the leased asset (i.e. reasonably certain to use the asset for the said period of economic incentive). Such assessment of incremental period is based on management assessment of various factors including the remaining useful life of the asset as on the date of transition. The management has assessed period of arrangements with related parties as 10 years as at April 01, 2019. Lease payments on short-term leases and leases of low-value assets are recognised as expense on a straight-line basis over the lease term.

### Group as a lessor

Leases in which the Group and its associate do not transfer substantially all the risks and rewards of ownership of an asset are classified as operating leases. Rental income from operating lease is recognised on a straight-line basis over the term of the relevant lease.

Initial direct costs incurred in negotiating and arranging an operating lease are added to the carrying amount of the leased asset and recognised over the lease term on the same basis as rental income. Contingent rents are recognised as revenue in the period in which they are earned.

## P Provisions, contingent liabilities and contingent assets

### Provisions

A provision is recognised when the Group and its associate have a present obligation (legal or constructive) as a result of past events and it is probable that an outflow of resources will be required to settle the obligation in respect of which a reliable estimate can be made. Provisions are determined based on the best estimate required to settle the obligation at the balance sheet date and measured using the present value of cash flows estimated to settle the present obligations (when the effect of time value of money is material). These are reviewed at each balance sheet date and adjusted to reflect the current best estimates.

### Onerous contracts

If the Group and its associate has a contract that is onerous, the present obligation under the contract is recognised and measured as a provision. However, before a separate provision for an onerous contract is established, the Group and its associate recognises any impairment loss that has occurred on assets dedicated to that contract.

An onerous contract is a contract under which the unavoidable costs (i.e., the costs that the Group and its associate cannot avoid because it has the contract) of meeting the obligations under the contract exceed the

economic benefits expected to be received under it. The unavoidable costs under a contract reflect the least net cost of exiting from the contract, which is the lower of the cost of fulfilling it and any compensation or penalties arising from failure to fulfil it.

### Contingent liabilities

A contingent liability is a possible obligation that arises from past events and the existence of which will be confirmed only by the occurrence or non-occurrence of one or more uncertain future events not wholly within the control of the enterprise. Contingent liabilities are disclosed by way of note to the financial statements.

### Contingent Assets

A contingent asset is a possible asset that arises from past events, the existence of which will be confirmed only by the occurrence or non-occurrence of one or more uncertain future events not wholly within the control of the enterprise.

Contingent assets are neither recognised nor disclosed in the consolidated Ind AS financial statements.

## Q Financial instruments

A financial instrument is any contract that gives rise to a financial asset of one entity and a financial liability or equity instrument of another entity.

### (a) Financial assets

#### Initial recognition and measurement

Financial assets are classified, at initial recognition, as subsequently measured at amortised cost, fair value through other comprehensive income (OCI), and fair value through profit or loss.

In order for a financial asset to be classified and measured at amortised cost or fair value through OCI, it needs to give rise to cash flows that are 'solely payments of principal and interest (SPPI)' on the principal amount outstanding. This assessment is referred to as the SPPI test and is performed at an instrument level. Financial assets with cash flows that are not SPPI are classified and measured at fair value through profit or loss, irrespective of the business model.

All financial assets are recognised initially at fair value plus, in the case of financial assets not recorded at fair value through profit or loss, transaction costs that are attributable to the acquisition of the financial asset. Transaction costs of financial assets carried at fair value through profit or loss are expensed in the Statement of Profit and Loss. Purchases or sales of financial assets that require delivery of assets within a time frame established

## Notes to Consolidated Ind AS Financial Statements

as at and for the year ended March 31, 2023

(All amounts in Rs. Million, unless otherwise stated)

by regulation or convention in the marketplace (regular way trades) are recognised on the trade date, i.e., the date that the Group and its associate commit to purchase or sell the asset. Trade receivables that do not contain a significant financing component are measured transaction price.

### Subsequent measurement

Subsequent measurement of financial assets depends on the Group's and its associate's business model for managing the asset and the cash flow characteristics of the asset. For the purposes of subsequent measurement, financial assets are classified in four categories:

- Financial assets at amortised cost (debt instruments);
- Financial assets at fair value through other comprehensive income (FVTOCI) with recycling of cumulative gains and losses (debt instruments);
- Financial assets designated at fair value through OCI with no recycling of cumulative gains and losses upon derecognition (equity instruments); and
- Financial assets at fair value through profit or loss

Financial assets at amortised cost (debt instruments)

A 'financial asset' is measured at the amortised cost if both the following conditions are met:

- a) The asset is held within a business model whose objective is to hold assets for collecting contractual cash flows, and
- b) Contractual terms of the asset give rise on specified dates to cash flows that are solely payments of principal and interest (SPPI) on the principal amount outstanding.

After initial measurement, such financial assets are subsequently measured at amortised cost using the effective interest rate (EIR) method. Amortised cost is calculated by taking into account any discount or premium on acquisition and fees or costs that are an integral part of the EIR. The EIR amortisation is included in finance income in the Statement of Profit and Loss. The losses arising from impairment are recognised in the Statement of Profit and Loss.

### Financial assets at FVTOCI (debt instrument)

A 'financial asset' is classified as at the FVTOCI if both of the following criteria are met:

- a) The objective of the business model is achieved

both by collecting contractual cash flows and selling the financial assets, and

- b) The asset's contractual cash flows represent SPPI.

Debt instruments included within the FVTOCI category are measured initially as well as at each reporting date at fair value. Fair value movements are recognized in the other comprehensive income (OCI). However, the Group and its associate recognize interest income, impairment losses & reversals and foreign exchange gain or loss in the Statement of Profit and Loss. On derecognition of the asset, cumulative gain or loss previously recognised in OCI is reclassified from the equity to the Statement of Profit and Loss. Interest earned whilst holding FVTOCI debt instrument is reported as interest income using the EIR method.

### Financial assets designated at fair value through OCI (equity instruments)

In the case of equity instruments which are not held for trading and where the Group and its associate have taken irrevocable election to present the subsequent changes in fair value in other comprehensive income, these elected investments are initially measured at fair value plus transaction costs and subsequently, they are measured at fair value with gains and losses arising from changes in fair value recognised in other comprehensive income and accumulated in the 'Equity instruments through other comprehensive income' under the head 'Other Equity'. The cumulative gain or loss is not reclassified to Statement of Profit and Loss on disposal of the investments. The Group and its associate make such election on an instrument -by-instrument basis.

If the Group and its associate decide to classify an equity instrument as at FVTOCI, then all fair value changes on the instrument, excluding dividends, are recognised in the OCI. There is no recycling of the amounts from OCI to Statement of Profit and Loss, even on sale of investment. However, the Group and its associate may transfer the cumulative gain or loss within equity.

A financial asset is held for trading if:

- it has been acquired principally for the purpose of selling it in the near term; or
- on initial recognition it is part of a portfolio of identified financial instruments that the Group and its associate manage together and has a recent actual pattern of short-term profit-taking; or
- it is a derivative that is not designated and effective as a hedging instrument or a financial guarantee.

## Notes to Consolidated Ind AS Financial Statements

as at and for the year ended March 31, 2023

(All amounts in Rs. Million, unless otherwise stated)

Gains and losses on these financial assets are never recycled to Statement of Profit and Loss. Dividends are recognised as other income in the Statement of Profit and Loss when the right of payment has been established, except when the Group benefits from such proceeds as a recovery of part of the cost of the financial asset, in which case, such gains are recorded in OCI. Equity instruments designated at fair value through OCI are not subject to impairment assessment.

### Financial assets at FVTPL (equity instruments)

Financial assets at fair value through profit or loss are carried in the balance sheet at fair value with net changes in fair value recognised in the Statement of Profit and Loss.

In case of equity instruments which are held for trading are initially measured at fair value plus transaction costs and subsequently, they are measured at fair value with gains and losses arising from changes in fair value recognised in Statement of Profit and Loss.

This category includes derivative instruments and listed equity investments which the Group had not irrevocably elected to classify at fair value through OCI. Dividends on listed equity investments are recognised in the Statement of Profit and Loss when the right of payment has been established.

### Derecognition

A financial asset (or, where applicable, a part of a financial asset or part of a group of similar financial assets) is primarily derecognised when:

- The rights to receive cash flows from the asset have expired, or
- The Group and its associate have transferred their rights to receive cash flows from the asset or have assumed an obligation to pay the received cash flows in full without material delay to a third party under a 'pass-through' arrangement and either (a) the Group and its associate have transferred substantially all the risks and rewards of the asset, or (b) the Group and its associate have neither transferred nor retained substantially all the risks and rewards of the asset, but have transferred control of the asset.

### Impairment of financial assets

The Group and its associate apply the expected credit loss model for recognising impairment loss on financial assets measured at amortised cost, debt instruments

at FVTOCI, trade receivables and other contractual rights to receive cash or other financial asset.

Expected credit losses are the weighted average of credit losses with the respective risks of default occurring as the weights. Credit loss is the difference between all contractual cash flows that are due to the Group and its associate in accordance with the contract and all the cash flows that the Group and its associate expects to receive (i.e. all cash shortfalls), discounted at the original effective interest rate (or credit-adjusted effective interest rate for purchased or originated credit-impaired financial assets). The Group and its associate estimate cash flows by considering all contractual terms of the financial instrument (for example, prepayment, extension, call and similar options) through the expected life of that financial instrument.

The Group and its associate measure the loss allowance for a financial instrument at an amount equal to the lifetime expected credit losses if the credit risk on that financial instrument has increased significantly since initial recognition. If the credit risk on a financial instrument has not increased significantly since initial recognition, the Group and its associate measure the loss allowance for that financial instrument at an amount equal to 12-month expected credit losses. 12-month expected credit losses are portion of the lifetime expected credit losses and represent the lifetime cash shortfalls that will result if default occurs within the 12 months after the reporting date and thus, are not cash shortfalls that are predicted over the next 12 months.

For trade receivables, the Group and its associate follow "simplified approach for recognition of impairment loss. The application of simplified approach does not require the Group to track changes in credit risk.

Further, for the purpose of measuring lifetime expected credit loss allowance for trade receivables, the Group and its associate have used a practical expedient as permitted under Ind AS 109. This expected credit loss allowance is computed based on a provision matrix which takes into account historical credit loss experience and adjusted for forward-looking information.

### (b) Financial liabilities

#### Initial recognition and measurement

Financial liabilities are classified, at initial recognition, as financial liabilities at fair value through profit or

# Notes to Consolidated Ind AS Financial Statements

as at and for the year ended March 31, 2023

(All amounts in Rs. Million, unless otherwise stated)

loss, loans and borrowings, payables, or as derivatives as hedging instruments in an effective hedge, as appropriate. All financial liabilities are recognised initially at fair value and, in the case of loans and borrowings and payables, net of directly attributable transaction costs. The Group's and its associate's financial liabilities include trade and other payables, loans and borrowings including derivative financial instruments.

## Subsequent measurement

The measurement of financial liabilities depends on their classification, as described below:

### Financial liabilities at fair value through profit or loss

Financial liabilities at fair value through profit or loss (FVTPL) include financial liabilities held for trading and financial liabilities designated upon initial recognition as at FVTPL. Financial liabilities are classified as held for trading if they are incurred for the purpose of repurchasing in the near term. This category also includes derivative financial instruments entered into by the Group and its associate that are not designated as hedging instruments in hedge relationships as defined by Ind AS 109 'Financial instruments'.

Gains or losses on liabilities held for trading are recognised in the Statement of Profit and Loss.

### Financial liabilities at amortised cost (Loans and borrowings)

After initial recognition, interest-bearing loans and borrowings are subsequently measured at amortised cost using the EIR method. Gains and losses are recognised in Statement of Profit and Loss when the liabilities are derecognised as well as through the EIR amortisation process. Amortised cost is calculated by taking into account any discount or premium on acquisition and fees or costs that are an integral part of the EIR. The EIR amortisation is included as finance costs in the Statement of Profit and Loss. This category generally applies to borrowings.

### Derecognition

A financial liability is derecognised when the obligation under the liability is discharged or cancelled or expires. When an existing financial liability is replaced by another financial liability from the same lender on substantially different terms, or the terms of an existing liability are substantially modified, such an exchange or modification is treated as the derecognition of the

original liability and the recognition of a new liability. The difference in the respective carrying amounts is recognised in the Statement of Profit and Loss.

### Offsetting of financial instruments

Financial assets and financial liabilities are offset and the net amount is reported in the balance sheet if there is a currently enforceable legal right to offset the recognised amounts and there is an intention to settle on a net basis, to realise the assets and settle the liabilities simultaneously.

## R Earnings per share

Basic earnings per share are calculated by dividing the net profit or loss for the year attributable to equity shareholders by the weighted average number of equity shares outstanding during the year.

For calculating diluted earnings per share, the net profit or loss for the year attributable to equity shareholders and the weighted average number of shares outstanding during the year are adjusted for the effects of all dilutive potential equity shares.

Treasury shares are reduced while computing basic and diluted earnings per share.

## S Operating cycle

Based on the nature of products/activities of the Group and the normal time between acquisition of assets and their realisation in cash or cash equivalents, the Group and its associate have determined its operating cycle as 12 months for the purpose of classification of its assets and liabilities as current and non-current.

## T Derivative financial instruments and hedge accounting

Derivative financial instruments and hedge accounting

The Group and its associate use derivative financial instruments such as foreign currency forward contracts and option currency contracts to hedge its foreign currency risks arising from highly probable forecast transactions. The counterparty for these contracts is generally a bank.

### Derivatives not designated as hedging instruments

This category has derivative assets or liabilities which are not designated as hedges.

Although, the Group and its associate believes that these derivatives constitute hedges from an economic perspective, they may not qualify for hedge accounting under Ind AS 109.

# Notes to Consolidated Ind AS Financial Statements

as at and for the year ended March 31, 2023

(All amounts in Rs. Million, unless otherwise stated)

Any derivative that is either not designated a hedge, or is so designated but is ineffective, is recognized on balance sheet and measured initially at fair value. Subsequent to initial recognition, derivatives are re-measured at fair value, with changes in fair value being recognized in the Statement of Profit and Loss. Derivatives are carried as financial assets when the fair value is positive and as financial liabilities when the fair value is negative.

### Hedge Accounting

The derivatives that are designated as hedging instrument under Ind AS 109 to mitigate risk arising out of foreign currency transactions are accounted for as cash flow hedges. The Group and its associate enter into hedging instruments in accordance with policies as approved by the Board of Directors with written principles which is consistent with the risk management strategy of the Group and its associate.

The hedge instruments are designated and documented as hedges at the inception of the contract. The effectiveness of hedge instruments is assessed and measured at inception and on an ongoing basis.

When a derivative is designated as a cash flow hedging instrument, the effective portion of changes in the fair value of the derivative is recognized in OCI, e.g., cash flow hedging reserve and accumulated in the cash flow hedging reserve. Any ineffective portion of changes in the fair value of the derivative is recognized immediately in the Statement of Profit and Loss. The amount accumulated is retained in cash flow hedge reserve and reclassified to profit or loss in the same period or periods during which the hedged item affects the Statement of Profit and Loss. Under fair value hedge, the change in the fair value of a hedging instrument is recognized in the Statement of Profit and Loss. The change in the fair value of the hedged item attributable to the risk hedged is recorded as part of the carrying value of the hedged item and is also recognized in the Statement of Profit and Loss.

If the hedging instrument no longer meets the criteria for hedge accounting, then hedge accounting is discontinued prospectively. If the hedging instrument is terminated or exercised prior to its maturity/ contractual term, the cumulative gain or loss on the hedging instrument recognized in cash flow hedging reserve till the period the hedge was effective remains in cash flow hedging reserve until the forecasted transaction occurs. The cumulative gain or loss previously recognized in the cash flow hedging reserve is reclassified to the Statement of Profit and Loss

upon the occurrence of the related forecasted transaction. If the forecasted transaction is no longer expected to occur, then the amount accumulated in cash flow hedging reserve is reclassified immediately in the Statement of Profit and Loss.

## U Fair Value Measurement

The Group and its associate measure financial instruments, such as, derivatives at fair value at each reporting date. Fair value is the price that would be received to sell an asset or paid to transfer a liability in an orderly transaction between market participants at the measurement date. The fair value measurement is based on the presumption that the transaction to sell the asset or transfer the liability takes place either:

- In the principal market for the asset or liability, or
- In the absence of a principal market, in the most advantageous market for the asset or liability

The principal or the most advantageous market must be accessible by the Group and its associate.

The fair value of an asset or a liability is measured using the assumptions that market participants would use when pricing the asset or liability, assuming that market participants act in their economic best interest.

A fair value measurement of a non-financial asset takes into account a market participant's ability to generate economic benefits by using the asset in its highest and best use or by selling it to another market participant that would use the asset in its highest and best use.

The Group and its associate use valuation techniques that are appropriate in the circumstances and for which sufficient data are available to measure fair value, maximising the use of relevant observable inputs and minimising the use of unobservable inputs.

All assets and liabilities for which fair value is measured or disclosed in the financial statements are categorised within the fair value hierarchy, described as follows, based on the lowest level input that is significant to the fair value measurement as a whole:

- Level 1 - Quoted (unadjusted) market prices in active markets for identical assets or liabilities
- Level 2-Valuation techniques for which the lowest level input that is significant to the fair value measurement is directly or indirectly observable.

# Notes to Consolidated Ind AS Financial Statements

as at and for the year ended March 31, 2023

(All amounts in Rs. Million, unless otherwise stated)

- Level 3-Valuation techniques for which the lowest level input that is significant to the fair value measurement is unobservable

For assets and liabilities that are recognised in the consolidated Ind AS financial statements on a recurring basis, the Group and its associate determines whether transfers have occurred between levels in the hierarchy by re-assessing categorisation (based on the lowest level input that is significant to the fair value measurement as a whole) at the end of each reporting period.

The Group's and its associate's management determines the policies and procedures for both recurring fair value measurement, such as derivative instruments and unquoted financial assets measured at fair value, and for non-recurring measurement, such as assets held for disposal in discontinued operation.

External valuers are involved for valuation of significant assets, such as properties and unquoted financial assets, and significant liabilities, such as contingent consideration, if any.

At each reporting date, the management analyses the movements in the values of assets and liabilities which are required to be re-measured or re-assessed as per the Group's and its associate accounting policies. For this analysis, the management verifies the major inputs applied in the latest valuation by agreeing the information in the valuation computation to contracts and other relevant documents.

The management, in conjunction with the Group's and its associate's external valuers, also compares the change in the fair value of each asset and liability with relevant external sources to determine whether the change is reasonable.

For the purpose of fair value disclosures, the Group and its associate have determined classes of assets and liabilities on the basis of the nature, characteristics and risks of the asset or liability and the level of the fair value hierarchy as explained above.

This note summarises accounting policy for fair value. Other fair value related disclosures are given in the relevant notes.

## V Cash and Cash Equivalents

Cash and cash equivalents in the balance sheet comprise cash at banks and on hand and short term deposits with an original maturity of three months or less, that are readily convertible to a known amount of cash and subject to an insignificant risk of change in value.

## W Dividend to equity holders of the Parent Company

The Parent Company recognises a liability to pay dividend to equity holders of the Parent Company when the distribution is authorised and the distribution is no longer at the discretion of the Parent Company. As per the corporate laws in India a distribution is authorised when it is approved by the shareholders. However, Board of Directors of a company may declare interim dividend during any financial year out of the surplus in Statement of Profit and Loss and out of the profits of the financial year in which such interim dividend is sought to be declared. A corresponding amount is recognised directly in equity. The dividend on the shares held by the affiliates of the associate has been recognised as investment in associate with corresponding increase in other equity.

## X Foreign exchange gains and losses

The Group's and its associate functional and reporting currency is INR. Exchange differences are dealt with as follows:

Foreign currency transactions are recorded at the exchange rate that approximates the actual rate at the date of transaction. Monetary items denominated in a foreign currency are reported at the closing rate as at the date of balance sheet. Non-monetary items, which are carried at fair value denominated in foreign currency, are reported at the exchange rate that existed when such values were determined, otherwise on historical exchange rate that existed on the date of transaction.

The exchange difference arising on the settlement of monetary items or on reporting these items at rates different from the rates at which these were initially recorded/ reported in previous financial statements are recognized as income/expense in the period in which they arise. Further, where foreign currency liabilities have been incurred in connection with property, plant and equipment, the exchange differences arising on reinstatement, settlement thereof during the construction period are adjusted in the cost of the concerned property, plant and equipment to the extent of exchange differences arising from foreign currency borrowings are regarded as an adjustment to interest costs in accordance of para 6 (e) as per Ind AS 23.

## Y Treasury shares

The Parent Company has created an Employee Benefit Trust (EBT) for providing share-based payment to its employees. The Parent Company uses EBT as a vehicle for distributing shares to employees under the Employee Stock Purchase Scheme 2020. The EBT buys shares of the Parent Company from the market, for giving shares to employees. The Parent Company treats EBT as its extension and shares held by EBT are treated as treasury shares.

# Notes to Consolidated Ind AS Financial Statements

as at and for the year ended March 31, 2023

(All amounts in Rs. Million, unless otherwise stated)

Own equity instruments that are reacquired (treasury shares) are recognised at cost and deducted from other equity. No gain or loss is recognised in profit or loss on the purchase, sale, issue or cancellation of the Group's own equity instruments. Treasury shares are reduced while computing basic and diluted earnings per share.

The Group transfers the excess of exercise price over the cost of acquisition of treasury shares, net of tax, by EBT to General Reserve.

## Z Share-based Payments

Employees (including senior executives) of the group receive remuneration in the form of share-based payments, whereby employees render services as consideration for equity instruments (equity-settled transactions).

### Equity-settled transactions

The cost of equity-settled transactions is determined by the fair value at the date when the grant is made using an appropriate valuation model. Further details are given in Note 43.

That cost is recognised, together with a corresponding increase in share-based payment (SBP) reserves in equity, over the period in which the performance and/or service conditions are fulfilled in employee benefits expense. The cumulative expense recognised for equity-settled transactions at each reporting date until the vesting date reflects the extent to which the vesting period has expired and the Company's best estimate of the number of equity instruments that will ultimately vest. The expense or credit in the Statement of Profit and Loss for a period represents the movement in cumulative expense recognised as at the beginning and end of that period and is recognised in employee benefits expense.

Service and non-market performance conditions are not taken into account when determining the grant date fair value of awards, but the likelihood of the conditions being met is assessed as part of the group's best estimate of the number of equity instruments that will ultimately vest. Market performance conditions are reflected within the grant date fair value. Any other conditions attached to an award, but without an associated service requirement, are considered to be non-vesting conditions. Non-vesting conditions are reflected in the fair value of an award and lead to an immediate expensing of an award unless there are also service and/or performance conditions.

No expense is recognised for awards that do not ultimately vest because non-market performance and/or service conditions have not been met. Where awards include a market or non-vesting condition, the transactions are treated as vested irrespective of whether the market or

non-vesting condition is satisfied, provided that all other performance and/or service conditions are satisfied.

When the terms of an equity-settled award are modified, the minimum expense recognised is the grant date fair value of the unmodified award, provided the original vesting terms of the award are met. An additional expense, measured as at the date of modification, is recognised for any modification that increases the total fair value of the share-based payment transaction, or is otherwise beneficial to the employee. Where an award is cancelled by the entity or by the counterparty, any remaining element of the fair value of the award is expensed immediately through profit or loss.

## NOTE 2.2 KEY SOURCES OF ESTIMATION UNCERTAINTY

In the application of the Group and its associate accounting policies, the management of the Group and its associate is required to make judgements, estimates and assumptions about the carrying amounts of assets and liabilities that are not readily apparent from other sources. The estimates and associated assumptions are based on historical experience and other factors that are considered to be relevant. Actual results may differ from these estimates.

The estimates and underlying assumptions are reviewed on an ongoing basis. Revisions to accounting estimates are recognised in the period in which the estimate is revised if the revision affects only that period or in the period of the revision and future periods if the revision affects both current and future periods.

The following are the areas of estimation uncertainty and critical judgements that the management has made in the process of applying the Group's and its associate's accounting policies and that have the most significant effect on the amounts recognised in the financial statements:-

### Useful lives of Intangible assets

The intangible assets are amortised over the estimated useful life. The estimated useful life and amortisation method are reviewed at the end of each reporting period, with the effect of any changes in estimate being accounted for on a prospective basis.

### Useful lives of depreciable tangible assets

Management reviews the useful lives of depreciable assets at each reporting date. As at March 31, 2023 management assessed that the useful lives represent the expected utility of the assets to the Group and its associate. Further, there is no significant change in the useful lives as compared to previous year.

### Defined benefit plans

The cost of the defined benefit plan and other post-employment benefits and the present value of such obligation are determined

# Notes to Consolidated Ind AS Financial Statements

as at and for the year ended March 31, 2023

(All amounts In Rs. Million, unless otherwise stated)

using actuarial valuations. An actuarial valuation involves making various assumptions that may differ from actual developments in the future. These include the determination of the discount rate, future salary increases, mortality rates and future pension increases. Due to the complexities involved in the valuation and its long-term nature, a defined benefit obligation is highly sensitive to changes in these assumptions. All assumptions are reviewed at each reporting date.

## Fair value measurement of Land

Fair value of the Group's land as at April 1, 2015 has been arrived at on the basis of a valuation carried out as on the respective date by an independent valuer not related to the Group and its associate. The fair value was derived using the market comparable approach based on recent market prices without any significant adjustments being made to the market observable data. In estimating the fair value of the properties, the highest and best use of the properties is their current use.

## Impairment of non-financial assets

Impairment exists when the carrying value of an asset or cash generating unit exceeds its recoverable amount, which is the higher of its fair value less costs of disposal and its value in use. The fair value less costs of disposal calculation is based on available data from binding sales transactions, conducted at arm's length, for similar assets or observable market prices less incremental costs for disposing of the asset. The value in use calculation is based on a DCF model. The cash flows are derived from the budget for the determined period and do not include restructuring activities that the Group and its associate are not yet committed to or significant future investments that will enhance the asset's performance of the CGU being tested. The recoverable amount is sensitive to the discount rate used for the DCF model as well as the expected future cash-inflows, the growth rate used for extrapolation purposes and the impact of general economic environment (including competitors).

## Leases - Estimating the incremental borrowing rate

The Group and its associate cannot readily determine the interest rate implicit in the lease, therefore, it uses its incremental borrowing rate (IBR) to measure lease liabilities. The IBR is the rate of interest that the Group and its associate would have to pay to borrow over a similar term, and with a similar security, the funds necessary to obtain an asset of a similar value to the right-of-use asset in a similar economic environment. The IBR therefore reflects what the Group and its associate 'would have to pay', which requires estimation when no observable rates are available or

when they need to be adjusted to reflect the terms and conditions of the lease. The Group and its associate estimate the IBR using observable inputs (such as market interest rates) when available.

## Leases - Estimating the period of lease contracts with related parties

In case of lease contracts with related parties, there exist economic incentive for the Group and its associate to continue using the leased premises for a period longer than the 11 months. The period of expected lease in these cases is a matter of estimation by the management. The estimate of lease period impacts the recognition of ROU asset, lease liability and its impact of Statement of Profit and Loss. The lease terms in the arrangements with related parties have been determined considering the period for which management has an economic incentive to use the leased asset (i.e. reasonably certain to use the asset for the said period of economic incentive). Such assessment of incremental period is based on management assessment of various factors including the remaining useful life of the asset as on the date of transition. The management has assessed period of arrangements with related parties as higher of lease period mentioned in the agreement or 10 years as at April 01, 2019.

## Determining the lease term of contracts with renewal and termination options – Group as lessee

The Group and its associate determines the lease term as the non-cancellable term of the lease, together with any periods covered by an option to extend the lease if it is reasonably certain to be exercised, or any periods covered by an option to terminate the lease, if it is reasonably certain not to be exercised.

The Group and its associate have several lease contracts that include extension and termination options. The Group and its associate apply judgement in evaluating whether it is reasonably certain whether or not to exercise the option to renew or terminate the lease. That is, it considers all relevant factors that create an economic incentive for it to exercise either the renewal or termination. After the commencement date, the Group and its associate reassess the lease term if there is a significant event or change in circumstances that is within their control and affect their ability to exercise or not to exercise the option to renew or to terminate.

## Valuation of raw materials inventories

At each reporting date, the management applies judgement in determining the appropriate valuation of raw materials inventories, based on the consumption analysis of raw materials inventories, current market trend and future expectation of consumption for these raw materials inventories. These judgements are reviewed and adjusted regularly in the light of market driven changes, past experience and internally generated information.

# Notes to Consolidated Ind AS Financial Statements

as at and for the year ended March 31, 2023

(All amounts In Rs. Million, unless otherwise stated)

## NOTE 3 - PROPERTY, PLANT AND EQUIPMENT AND INTANGIBLE ASSETS

Particulars	Gross Block				Depreciation/amortisation				Net Block			
	As at March 31, 2022	Additions	Additions on account of business combination (refer note 59)	Sales / Discard	As at March 31, 2023	As at March 31, 2022	For the year	Additions on account of business combination (refer note 62)	Sales / Discard	Upto March 31, 2023	As at March 31, 2023	As at March 31, 2022
<b>A) Property, plant and equipment</b>												
Freehold land	14,240.4	65.0	-	-	14,305.4	-	-	-	-	-	14,305.4	14,240.4
Buildings	11,720.8	2,513.0	-	8.3	14,225.5	2,077.8	375.6	-	2.5	2,450.9	11,774.6	9,643.0
Plant and equipment	33,020.1	3,789.9	-	57.2	36,752.8	21,624.7	2,424.9	-	39.4	24,010.2	12,742.6	11,395.4
Furniture and fixtures	553.5	36.7	4.1	-	594.3	220.7	46.9	2.6	-	270.2	324.1	332.8
Office equipment	375.3	22.8	1.3	0.8	398.6	115.6	33.9	0.5	0.6	149.4	249.2	259.7
Computers	501.7	21.2	-	10.8	512.1	260.0	63.3	-	9.7	313.6	198.5	241.7
Vehicles	205.9	4.5	-	10.3	200.1	114.3	19.9	-	9.0	125.2	74.9	91.6
<b>Total</b>	<b>60,617.7</b>	<b>6,453.1</b>	<b>5.4</b>	<b>87.4</b>	<b>66,988.8</b>	<b>24,413.1</b>	<b>2,964.5</b>	<b>3.1</b>	<b>61.2</b>	<b>27,319.5</b>	<b>39,669.3</b>	<b>36,204.6</b>
<b>B) Intangible assets</b>												
Softwares	722.7	58.7	-	24.8	756.6	401.0	91.5	-	24.8	467.7	288.9	321.7
Websites	33.7	1.5	-	-	35.2	1.0	7.0	-	-	8.0	27.2	32.7
<b>Total</b>	<b>756.4</b>	<b>60.2</b>	<b>-</b>	<b>24.8</b>	<b>791.8</b>	<b>402.0</b>	<b>98.5</b>	<b>-</b>	<b>24.8</b>	<b>475.7</b>	<b>316.1</b>	<b>354.4</b>

Particulars	Gross Block			Depreciation/amortisation			Net Block		
	As at March 31, 2021	Additions	Sales / Discard	As at March 31, 2022	As at March 31, 2021	For the year	As at March 31, 2022	As at March 31, 2022	As at March 31, 2021
<b>A) Property, plant and equipment</b>									
Freehold land	14,186.8	53.6	-	14,240.4	-	-	-	14,240.4	14,186.8
Buildings	11,346.3	415.7	41.2	11,720.8	1,692.4	391.8	6.4	2,077.8	9,643.0
Plant and equipment	31,240.7	1,839.6	60.2	33,020.1	19,002.5	2,657.2	35.0	21,624.7	11,395.4
Furniture and fixtures	493.2	60.3	0.0	553.5	173.2	47.5	0.0	220.7	332.8
Office equipment	350.8	25.8	1.3	375.3	83.1	33.4	0.9	115.6	259.7
Computers	454.4	49.5	2.2	501.7	193.8	67.4	1.2	260.0	241.7
Vehicles	157.9	56.3	8.3	205.9	102.5	18.0	6.2	114.3	91.6
<b>Total</b>	<b>58,230.1</b>	<b>2,500.8</b>	<b>113.2</b>	<b>60,617.7</b>	<b>21,247.5</b>	<b>3,215.3</b>	<b>49.7</b>	<b>24,413.1</b>	<b>36,204.6</b>
<b>B) Intangible assets</b>									
Softwares	707.2	15.5	-	722.7	319.8	81.2	-	401.0	321.7
Websites	-	33.7	-	33.7	-	1.0	-	1.0	32.7
<b>Total</b>	<b>707.2</b>	<b>49.2</b>	<b>-</b>	<b>756.4</b>	<b>319.8</b>	<b>82.2</b>	<b>-</b>	<b>402.0</b>	<b>354.4</b>

## Notes:

- Property, plant and equipment have been pledged to secure borrowings of the Parent Company (refer note 16 and 18)
- The amount of borrowing costs capitalised during the year is Rs 109.1 million (Previous year Rs 8.3 million) at the actual rate of interest on specific borrowings utilised.
- In accordance with Ind AS 101, the Parent Company had carried out fair valuation of all its land on first time adoption as at April 01, 2015 consequent to which deemed cost of land was increased by Rs 7,905.2 million.
- Capital work in progress includes goods in transit of Rs 281.1 million (Previous year Rs 203.1 million).



## Notes to Consolidated Ind AS Financial Statements

as at and for the year ended March 31, 2023

(All amounts in Rs. Million, unless otherwise stated)

### NOTE 3 - PROPERTY, PLANT AND EQUIPMENT AND INTANGIBLE ASSETS (Contd..)

5. Title deed of immovable property not held in the name of the Parent Company:

Relevant line item in the Balance Sheet	Gross carrying value	Net carrying value	Description of item of property	Title deeds held in the name of	Whether title deed holder is a promoter, director or relative of promoter/director or employee of promoter/director	Property held since which date	Reason for not being held in the name of Parent Company
Property, plant and equipment	Rs. 74.4 million (Previous year Rs. 74.4 million)	Rs. 72.3 million (Previous year Rs. 73.5 million)	Buildings	Al Fahim	No	July 1, 2021	Title deed is to be transferred in the name of Parent Company on fulfilment of all the conditions mentioned in the apartment sale & purchase agreement.

6. Capital Work in progress (CWIP) and Intangible asset under development ageing

March 31, 2023 (Rs.million)

Particulars	Amount in CWIP and Intangible assets under development				
	Less than 1 year	1-2 years	2-3 years	More than 3 years	Total
Capital work in progress	3,496.0	72.6	47.9	5.9	3,622.4
Intangible assets under development	49.7	-	9.9	-	59.6

March 31, 2022 (Rs.million)

Particulars	Amount in CWIP and Intangible assets under development				
	Less than 1 year	1-2 years	2-3 years	More than 3 years	Total
Capital work in progress	763.1	52.1	1.1	7.8	824.1
Intangible assets under development	-	9.9	-	-	9.9

7. Depreciation and amortisation expense

(Rs.million)

Particulars	For the year ended March 31, 2023	For the year ended March 31, 2022
Depreciation of property, plant and equipment	2,964.5	3,215.3
Amortisation of intangible assets	98.5	82.2
Depreciation of Right of use assets (refer note 41)	64.7	30.5
<b>Depreciation and amortisation charged to Statement of Profit &amp; Loss</b>	<b>3,127.7</b>	<b>3,328.0</b>

## Notes to Consolidated Ind AS Financial Statements

as at and for the year ended March 31, 2023

(All amounts in Rs. Million, unless otherwise stated)

### NOTE 4 (a) - INVESTMENT IN ASSOCIATE

Particulars	As at March 31, 2023	As at March 31, 2022
<b>Unquoted investments (all fully paid)</b>		
<b>Carried at cost</b>		
<b>Investments in equity instruments</b>		
- of associates		
Nil (Previous year 24,500 equity shares) of USD 1 each of Trident Global Inc., **	-	1.1
Add: Accumulated share of profit	-	6.0
<b>Total 4 (a)</b>	<b>-</b>	<b>7.1</b>
Aggregate value of unquoted investments	-	7.1

\*During the current year, the Group has acquired Trident Home Textiles Limited (THTL) on December 1, 2022 which holds 12,250 (24.5%) equity shares of Trident Global Inc (TGI) (earlier associate of the Group). Pursuant to the acquisition of THTL, the Group holds 73.5% equity shares of TGI (directly and indirectly) and accordingly, TGI has become a subsidiary of the Group w.e.f. December 1, 2022.

\*\* During the previous year, on account of positive net worth of the associate, the Group had recognised the investment in associate which was written off in earlier years.

### NOTE 4 (b) - OTHER NON CURRENT INVESTMENTS

Particulars	As at March 31, 2023	As at March 31, 2022
<b>A. Carried at fair value through profit and loss (FVTPL)</b>		
<b>Unquoted Investments (all fully paid)</b>		
<b>Investments in equity instruments</b>		
120,000 equity shares (Previous year 120,000 equity shares) of Rs.10 each of Nimbua Greenfield (Punjab) Association	1.2	1.2
<b>Investments in other instruments</b>		
32,000 units (Previous year 32,000 units) of face value of Rs. 117 each of Kotak India Venture Fund (Private Equity fund)	3.7	6.5
Nil (Previous year 250,000 units) of face value of Rs.10 each of Canara Robeco Capital Protection Oriented Fund	-	3.3
<b>Total 4 (b)</b>	<b>4.9</b>	<b>11.0</b>
Aggregate value of unquoted investments	4.9	18.1

### NOTE 5 - OTHER NON-CURRENT FINANCIAL ASSETS

(Unsecured and considered good)

Particulars	As at March 31, 2023	As at March 31, 2022
Security deposits	529.3	453.1
Bank deposits with remaining maturity more than 12 months*	1,850.0	-
Interest accrued on deposits	26.5	-
	<b>2,405.8</b>	<b>453.1</b>

\* include Rs. 275.0 million (Previous year Rs. Nil) held as security against non-convertible debentures (refer note 16)

### NOTE 6 - TAX ASSETS (NET)

Particulars	As at March 31, 2023	As at March 31, 2022
<b>NON CURRENT TAX ASSETS(NET)</b>		
Advance income tax (net of provision for tax)	141.0	141.0
<b>Total</b>	<b>141.0</b>	<b>141.0</b>
<b>CURRENT TAX ASSETS(NET)</b>		
Advance income tax (net of provision for tax)	1.7	-
<b>Total</b>	<b>1.7</b>	<b>-</b>

## Notes to Consolidated Ind AS Financial Statements

as at and for the year ended March 31, 2023

(All amounts in Rs. Million, unless otherwise stated)

### NOTE 7 - OTHER NON-CURRENT ASSETS

Particulars	As at March 31, 2023	As at March 31, 2022
<b>(Unsecured and considered good)</b>		
Capital advances	223.3	804.5
Prepaid expenses	431.7	25.0
<b>Total</b>	<b>655.0</b>	<b>829.5</b>

### NOTE 8 - INVENTORIES \*

Particulars	As at March 31, 2023	As at March 31, 2022
- Raw materials (including Rs. 156.0 million (Previous year Rs. 438.6 million) in transit)	5,631.5	8,797.6
- Work in progress	1,941.8	1,780.5
- Finished goods (Including Rs. 1,142.7 million (Previous year Rs. 377.1 million) in transit)	2,472.8	1,970.4
- Waste	206.3	96.9
- Stock in trade	50.6	94.1
- Stores and spares	515.0	404.3
<b>Total</b>	<b>10,818.0</b>	<b>13,143.8</b>

\* At cost and net realisable value, whichever is lower.

As at year end, the above inventories are net of loss on account of net realisable value of Rs. 483.2 million (Previous year Rs. 119.1 million).

All inventories of Parent Company have been hypothecated to secure borrowings of the Parent Company. (refer note 16 and 18)

The Group is carrying certain raw materials inventories whose present market value is lower than the purchase cost and the net realisable value of the finished goods in which they will be incorporated are expected to be sold below purchase cost. At each reporting date, the management applies judgement in determining the appropriate valuation of raw materials inventories, based on the consumption analysis of raw materials inventories, current market trend and future expectation of consumption for these raw materials inventories. These judgements are reviewed and adjusted regularly in the light of market driven changes, past experience and internally generated information.

### NOTE 9 - TRADE RECEIVABLES

Particulars	As at March 31, 2023	As at March 31, 2022
<b>Trade receivables :</b>		
- From related parties (refer note 39)	-	294.1
- From others	2,765.4	4,958.5
<b>Total</b>	<b>2,765.4</b>	<b>5,252.6</b>
<b>Breakup of trade receivables</b>		
- Unsecured, considered good	2,765.4	5,252.6
- Trade Receivables which have significant increase in credit risk	13.0	7.3
	<b>2,778.4</b>	<b>5,259.9</b>
<b>Impairment allowance (allowance for bad and doubtful debts)</b>		
- Trade Receivables which have significant increase in credit risk	(13.0)	(7.3)
	(13.0)	(7.3)
<b>Net Trade receivables</b>	<b>2,765.4</b>	<b>5,252.6</b>

#### For Trade receivables ageing refer note 57

Trade receivables of Rs. 9.2 million which have significant increase in credit risk acquired on account of acquisition of one of the subsidiary company out of which Rs. 3.1 million (Previous year Rs. Nil) reversed during the year

## Notes to Consolidated Ind AS Financial Statements

as at and for the year ended March 31, 2023

(All amounts in Rs. Million, unless otherwise stated)

The Group follows "simplified approach" for recognition of impairment loss. The application of simplified approach does not require the Group to track changes in credit risk.

For terms and conditions relating to related parties receivables, refer note 39.

All book debts of Parent Company have been hypothecated to secure borrowings of the Parent Company (refer note 16 and 18).

### NOTE 10 - CASH AND CASH EQUIVALENTS

Particulars	As at March 31, 2023	As at March 31, 2022
Cash on hand	27.8	40.3
Remittances in transit	84.6	10.8
Balances with banks :		
- In current accounts	36.6	14.5
- In cash credit accounts	153.3	-
- In bank deposits accounts (original maturity of less than 3 months)	965.0	2,644.9
<b>Total*</b>	<b>1,267.3</b>	<b>2,710.5</b>

\* For the purpose of Cash Flow Statement, the above has been considered as cash and cash equivalents.

Short-term deposits are made for varying periods of between one day and three months, depending on the immediate cash requirements of the Group, and earn interest at the respective short-term deposit rates.

### NOTE 11 - OTHER BANK BALANCES

Particulars	As at March 31, 2023	As at March 31, 2022
In bank deposits accounts (remaining maturity of less than 12 months)	2,194.1	7.8
In earmarked accounts		
(i) Unpaid dividend accounts	150.4	148.6
(ii) Held as margin money in deposit account	3.9	57.7
(iii) In current accounts*	34.2	-
<b>Total</b>	<b>2,382.6</b>	<b>214.1</b>

\* Balances in current accounts of Trident Employee Welfare Trust kept for Trident Limited General Employee Benefits Scheme-2023 (subject to shareholders approval).

### NOTE 12 - OTHER CURRENT FINANCIAL ASSETS

Particulars	For the year ended March 31, 2023	For the year ended March 31, 2022
<b>(Unsecured, considered good, unless otherwise stated)</b>		
Security deposits	38.7	98.2
Advances to employees *		
- Considered good	67.4	26.0
- Advances to employees - credit impaired	2.5	2.5
	<b>69.9</b>	<b>28.5</b>
Less: Impairment allowance for advances to employees - credit impaired	2.5	2.5
Interest accrued on deposits	30.3	5.7
Export incentives and other receivables from government authorities	937.5	874.4
Derivative Instruments at fair value through OCI		
Foreign exchange forward contracts and option contracts		
- Cash flow hedges	81.3	98.2
- Option contracts	-	0.5
Derivative instruments at fair value through profit or loss		
- Foreign exchange forward contracts	5.6	2.6
Recoverable from Trident Trust (refer note 35 and 39)	360.0	-
Others		
- from related parties (refer note 39)	3.5	1.8
- from others	31.1	27.5
<b>Total</b>	<b>1,555.4</b>	<b>1,134.9</b>

\*includes advances to related parties of Rs.1.6 million (Previous year Rs.2.5 million) (refer note 39).

## Notes to Consolidated Ind AS Financial Statements

as at and for the year ended March 31, 2023

(All amounts in Rs. Million, unless otherwise stated)

### NOTE 13 - OTHER CURRENT ASSETS

Particulars	As at March 31, 2023	As at March 31, 2022
<b>(Unsecured and considered good)</b>		
Advances to vendors	248.4	315.7
Prepaid CSR expenditure (refer note 48)	-	25.1
Prepaid expenses	320.5	142.0
Balances with government authorities/Export Incentives receivables	976.5	2,438.3
Gratuity fund (refer note 35)	117.8	112.0
<b>Total</b>	<b>1,663.2</b>	<b>3,033.1</b>

### NOTE 14 - SHARE CAPITAL

Particulars	As at March 31, 2023		As at March 31, 2022	
	No. of shares	Amount	No. of shares	Amount
<b>Authorised</b>				
Equity shares of Re.1 each (with voting rights)	1,50,93,00,00,000	1,50,930.0	1,50,93,00,00,000	1,50,930.0
Preference shares of Rs.10 each	3,10,50,00,00,000	31,050.0	3,10,50,00,00,000	31,050.0
<b>Total</b>		<b>1,81,980.0</b>		<b>1,81,980.0</b>
<b>Issued, subscribed and paid up [refer (a) to (d)]</b>				
Equity shares of Re. 1 each (with voting rights) fully paid up	5,09,59,55,670	5,096.0	5,09,59,55,670	5,096.0
<b>Total</b>		<b>5,096.0</b>		<b>5,096.0</b>

#### (a) Reconciliation of the number of equity shares and amount outstanding at the beginning and at the end of the year:

Particulars	Equity share capital			
	For the year ended March 31, 2023		For the year ended March 31, 2022	
	No. of shares	Amount	No. of shares	Amount
<b>Issued, subscribed and paid up equity shares and equity share capital</b>				
Outstanding at the beginning of the year	5,09,59,55,670	5,096.0	5,09,59,55,670	5,096.0
Increase/(decrease) during the year	-	-	-	-
<b>Outstanding at the end of the year</b>	<b>5,09,59,55,670</b>	<b>5,096.0</b>	<b>5,09,59,55,670</b>	<b>5,096.0</b>

#### (b) Rights, preferences and restrictions attached to the equity shareholders:

The Parent Company has only one class of equity shares having par value of Re. 1 per share (Previous year Re. 1 per share). Each shareholder is eligible for one vote per equity share held. In the event of liquidation of the Parent Company, the equity shareholders are eligible to receive the remaining assets of the Parent Company after distribution of all preferential amounts, in proportion to their shareholding. The Parent Company declares and pays dividend in Indian Rupees. The dividend proposed by the Board of directors is subject to the approval of the shareholders in the ensuing Annual general meeting.

#### (c) The details of equity shareholders holding more than 5 % of the aggregate equity shares:

Particulars	Equity share capital			
	As at March 31, 2023		As at March 31, 2022	
	No. of shares	%held	No. of shares	%held
Madhuraj Foundation	1,38,30,22,010	27.1%	1,37,06,37,010	26.9%
Trident Group Limited	2,33,11,69,835	45.7%	2,33,11,69,835	45.7%

## Notes to Consolidated Ind AS Financial Statements

as at and for the year ended March 31, 2023

(All amounts in Rs. Million, unless otherwise stated)

### NOTE 14 - SHARE CAPITAL (Contd..)

#### (d) Disclosure of shareholding of promoters:

Disclosure of shareholding of promoters as at March 31, 2023 is as follows:

Particulars	Equity share capital				% Change during the year
	As at March 31, 2023		As at March 31, 2022		
	No. of shares	%held	No. of shares	%held	
Madhuraj Foundation	1,38,30,22,010	27.1%	1,37,06,37,010	26.9%	0.2%
Trident Group Limited	2,33,11,69,835	45.7%	2,33,11,69,835	45.7%	0.0%
Lotus Global Foundation	41,66,000	0.1%	41,66,000	0.1%	0.0%
Mr.Rajinder Gupta	1,11,55,960	0.2%	1,11,55,960	0.2%	0.0%

Disclosure of shareholding of promoters as at March 31, 2022 is as follows:

Particulars	Equity share capital				% Change during the year
	As at March 31, 2022		As at March 31, 2021		
	No. of shares	%held	No. of shares	%held	
Madhuraj Foundation	1,37,06,37,010	26.9%	1,37,06,37,010	26.9%	0.0%
Trident Group Limited	2,33,11,69,835	45.7%	2,33,11,69,835	45.7%	0.0%
Lotus Global Foundation	41,66,000	0.1%	81,66,000	0.2%	-0.1%
Mr.Rajinder Gupta	1,11,55,960	0.2%	1,11,55,960	0.2%	0.0%

### NOTE 15 - OTHER EQUITY

Particulars	As at March 31, 2023		As at March 31, 2022	
<b>a) Capital reserve</b>				
Opening balance	933.9		933.9	
Add: Addition during the year (refer note 59)	4.7	938.6	-	933.9
Capital reserve of Rs. 847.3 million (March 31, 2022 Rs. 847.3 million) represents reserve recognised on amalgamation being the difference between consideration amount and net assets of the transferor company.				
Capital reserve of Rs. 20.6 million (March 31, 2022 Rs. 20.6 million) represents reserve recognised as Investment subsidy received from the government.				
Capital reserve of Rs. 66.0 million (March 31, 2022 Rs. 66.0 million) represents reserve recognised on account of forfeiture of equity warrants.				
Capital reserve of Rs. 4.7 million (March 31, 2022 Rs. Nil) represents reserve recognised on account of acquisition of foreign subsidiary.				
<b>b) Securities premium</b>				
Opening balance	3,333.7		3,333.7	
Add: Addition during the year	-	3,333.7	-	3,333.7
This reserve represents amount of premium recognised on issue of shares to shareholders at a price more than its face value.				
<b>c) General reserve</b>				
Opening balance	1,182.8		958.7	
Add: Addition on share options exercised*	75.8		84.6	
Add: Addition on share options exercised**	218.7	1,477.3	139.5	1,182.8
* Represents difference between fair value of options on date of grant and exercise price under the share options scheme to the eligible employees.				
** Represents difference between fair value of options on date of grant and exercise price under the share options scheme to the eligible employees.				
The general reserve is used from time to time to transfer profits from retained earnings for appropriation purposes. As the general reserve is created by a transfer from one component of equity to another.				
<b>d) Trident employee welfare trust reserve</b>				
Opening balance	-		-	
Add: Addition on share options exercised*	308.5	308.5	-	-
* Represents difference (net of tax) between sale of shares by Trident Limited employee welfare trust and cost of treasury shares and this reserve can only be utilised for the purpose of employee welfare schemes by Trident Limited Employee Welfare Trust.				

# Notes to Consolidated Ind AS Financial Statements

as at and for the year ended March 31, 2023

(All amounts in Rs. Million, unless otherwise stated)

## NOTE 15 - OTHER EQUITY (Contd..)

Particulars	As at March 31, 2023		As at March 31, 2022	
<b>e) PPE Fair Valuation reserve</b>				
Opening balance	6,907.7		6,907.7	
Add: Addition during the year	-	6,907.7	-	6,907.7
This reserve represents amount recognised on fair valuation of property, plant and equipment (freehold land) pursuant to first time adoption of Ind AS 101 net of reversal of deferred tax liabilities as at the time of transition to Ind AS. The impact of reversal of deferred tax liability thereafter on account of indexation benefit has been taken to retained earnings.				
<b>f) Treasury shares</b>				
Opening balance	(684.9)		(751.0)	
Add: Change during the year (refer note 43 B)	204.8	(480.1)	66.1	(684.9)
This reserve represents cost of own equity shares held by Trident Limited Employee Welfare Trust.				
<b>g) Other comprehensive income</b>				
Opening balance	66.4		156.3	
i) Exchange differences on translating the financial statements of a foreign operation	0.8		(0.2)	
ii) Movement in effective portion of cash flow hedge reserve	(10.4)	56.8	(89.7)	66.4
This reserve represents (i) Exchange differences relating to the translation of the results and net assets of the Group's foreign operations from their functional currencies to the Group's presentation currency (i.e Rs.) are recognised directly in other comprehensive income and accumulated in foreign currency translation reserve. Exchange differences previously accumulated in the foreign currency translation reserve are reclassified to profit or loss on disposal of the foreign operation.				
(ii) the cumulative effective portion of gains or losses, net of taxes arising on changes in fair value of designated portion of hedging instruments entered into for cash flow hedges. The cumulative gain or loss arising on changes in fair value of the designated portion of the hedging instruments that are recognised and accumulated under the heading of cash flow hedging reserve will be reclassified to statement of profit and loss only when the hedged transaction affects the profit or loss.				
<b>h) Capital redemption reserve</b>				
Opening balance	600.0		600.0	
Add: Transferred from retained earnings	-	600.0	-	600.0
Capital redemption reserve has been created pursuant to Section 55 of the Companies Act, 2013 on account of redemption of preference shares out of the profits of the Parent Company.				
<b>i) Share based payment reserve</b>				
Opening balance	-		-	
Add: Compensation options granted during the year	224.8		139.5	
Less: Options exercised during the year (refer note 43 B)	(218.7)	6.1	(139.5)	-
The above relates to share options granted by the Parent Company under its employee share option plans. The share options-based payment reserve is used to recognise the grant date fair value of options issued to employees under Employee stock option plan. Upon exercise of the share options by the employees, difference of fair value of options on date of grant and exercise price of the share options is transferred to General reserve. Further information about share based payments to employees is set out in Note 43.				
<b>j) Equity component of compulsorily convertible debentures</b>				
Opening balance	169.1		-	
Add: Addition during the year (refer note 39 and 58)		169.1	169.1	169.1
This represents equity component of compulsorily convertible debentures issued by one Indian subsidiary Company.				
<b>k) Retained earnings</b>				
Opening balance	20,842.1		16,047.9	
Add: Profit for the year	4,407.4		8,337.5	
Add: Other comprehensive income net of income tax	65.3		54.5	
Less: Interim dividend (Re.0.36 per share) (Previous year Re.0.36 per share)*	1,802.3		1,799.3	

# Notes to Consolidated Ind AS Financial Statements

as at and for the year ended March 31, 2023

(All amounts in Rs. Million, unless otherwise stated)

## NOTE 15 - OTHER EQUITY (Contd..)

Particulars	As at March 31, 2023		As at March 31, 2022	
Less: Final dividend declared and distributed for the year ended March 31, 2021 to equity shareholders (Previous year Re.0.36 per share)**	-	23,512.5	1,798.5	20,842.1
<b>Total</b>		<b>36,830.3</b>		<b>33,350.8</b>

\*Interim dividend declared and distributed is after waiver of dividend of Rs. 32.3 million on equity share held by Trident Limited Employee Welfare Trust (Previous year Rs. 35.3 million represented adjustment of interim dividend related to equity shares held by Trident Limited Employee Welfare Trust).

\*\*Final dividend declared and distributed for the year ended March 31, 2021 is after adjusting dividend of (Previous year of Rs. 36.1 million) related to equity shares held by Trident Limited Employee Welfare Trust.

Retained earnings refer to net earnings not paid out as dividends, but retained by the Group to be reinvested in its core business. This amount is available for distribution of dividends to its equity shareholders.

## NOTE 16 - NON CURRENT BORROWINGS

Particulars	As at March 31, 2023		As at March 31, 2022	
<b>Non convertible debentures</b>				
Nil (Previous year: 6.83%, 1250, Senior, Secured, Rated, Listed, Redeemable, Non-convertible debentures (NCD) of face value of Rs. 7,50,000 each) (net of unamortised borrowing cost of Rs. Nil (Previous year Rs. 1.4 million)#			-	936.1
9.00%, 250, Senior, Secured, Un Rated, Un-listed, Redeemable, Non convertible debentures (NCD) of face value of Rs. 10,00,000 each*		250.0		-
Less: disclosed as current maturities under short term borrowings (refer note 18)		-		311.7
<b>Non convertible debentures</b>		<b>250.0</b>		<b>624.4</b>
<b>Term loans - secured</b>				
From banks		7,792.5		2,468.3
<b>Other loans - secured</b>				
Vehicle loans from banks		-		3.9
<b>Total</b>		<b>8,042.5</b>		<b>3,096.6</b>

### a) Non convertible debentures

\*The non-convertible debentures are secured against pledge of receipt of bank deposit of Rs. 275.0 million. (refer note 5 and note 42-I(B))

#The non-convertible debentures were secured by way of first ranking pari-passu charge by way of mortgage (shared between the Debentures Trustee and Existing Lenders) on the mortgaged properties, first ranking pari-passu charge by way of hypothecation (shared between the Debentures Trustee and Existing Lenders) on the movable fixed assets and second ranking pari-passu charge by way of hypothecation (as shared between the Debentures Trustee and the Existing Lenders) on the hypothecated assets (excluding the moveable fixed assets) of the Parent Company as defined in trust deed.

As per debenture trustee deed, the Debenture holder had the right to either reset the interest rate type from fixed to floating and to increase the effective rate of interest on the NCD w.e.f. November 3, 2022 or in the event, the same is not acceptable to the Parent Company, the put option would be deemed to be exercised by the Debenture Holder and the Parent Company had to repay the entire outstanding along with all dues payable to Debenture Holder on November 3, 2022.

During the current year, the Debenture holder of the Parent Company has requested to increase the effective rate of interest on the NCD w.e.f. November 3, 2022. However the Parent Company on the basis of approval of the Financial Management Committee has exercised the put option and accordingly the Parent Company has repaid the entire outstanding amount of NCDs on November 2, 2022. (refer note 42-II (B))

### b) Term loans

Term loans from banks are secured by way of equitable mortgage created or to be created on all the present and future immovable properties including land, buildings, structures, all plant and equipment attached thereon of the Parent Company related to the specific capital project completed/in progress and hypothecation of all the movable properties including movable machinery, spares, tools and accessories, etc., present and future, subject to prior charges created and / or to be created in favour of the Parent Company's bankers on stocks of raw materials, semi finished and finished goods, consumable stores and other movable assets excluding vehicles specifically hypothecated against vehicle loans, as may be required for working capital requirements in the ordinary course of business. The mortgages and charges referred to above are pari-passu among the lenders. (refer note 42-I(A) and 42-II (A)). The amount disclosed as above is net of Current maturities of long-term debts - secured of Rs. 179.4 million (Previous year Rs. 163.6 million).

The interest rates range from 6.25% to 9.80% per annum (Previous year 6.65% to 8.80% per annum) before interest subsidy under Technology Upgradation Fund Scheme from State Government of Madhya Pradesh.

## Notes to Consolidated Ind AS Financial Statements

as at and for the year ended March 31, 2023  
 (All amounts in Rs. Million, unless otherwise stated)

### NOTE 16 - NON CURRENT BORROWINGS (Contd..)

#### c) Vehicles loans

Vehicle loans were secured by hypothecation of vehicles acquired against such loans (refer note 42(C) for repayment terms). The amount disclosed as above is net of Current maturities of long-term debts - secured of Rs. Nil (Previous year Rs. 5.0 million).

The interest rates range from Nil (Previous year 7.40% to 8.80% per annum).

For the current maturities of long-term borrowings, refer note 18 short term borrowings.

### NOTE 17 - OTHER NON CURRENT FINANCIAL LIABILITIES

Particulars	As at March 31, 2023	As at March 31, 2022
Payables on purchase of Property, plant and equipment	32.8	40.3
<b>Total</b>	<b>32.8</b>	<b>40.3</b>

### NOTE 18 - SHORT TERM BORROWINGS

Particulars	As at March 31, 2023	As at March 31, 2022
Cash credit/export packing credit/working capital loans from banks - Secured	5,519.2	12,129.3
Current maturities of long-term debts - secured (refer note 16)	179.4	480.3
<b>Total</b>	<b>5,698.6</b>	<b>12,609.6</b>

#### Cash credit/export packing credit/working capital loans from banks

Cash credit/export packing credit/working capital loans from banks loans are secured by hypothecation of raw materials, semi finished and finished goods, consumable stores, other movable assets excluding vehicles specifically hypothecated against vehicle loans and book debts, present and future, of the Parent Company.

The interest rates for cash credit/export packing credit/working capital loans from banks range from 4.95% to 8.50% (Previous year 4.75% to 7.30% per annum) before subvention.

The Parent Company has been sanctioned working capital limits from banks during the year on the basis of security of current assets of the Parent Company. The quarterly returns/statements filed by the Parent Company with such banks are in agreement with the books of accounts of the Parent Company.

### NOTE 19 - TRADE PAYABLES - CURRENT

Particulars	As at March 31, 2023	As at March 31, 2022
i) Outstanding dues to micro enterprises and Small enterprises (refer note 36)	1,555.0	694.9
ii) Outstanding dues to other than micro enterprises and small enterprises		
- to related parties (refer note 39)	118.6	99.5
- to others	3,727.9	3,811.3
<b>Total</b>	<b>3,846.5</b>	<b>3,910.8</b>
<b>Total</b>	<b>5,401.5</b>	<b>4,605.7</b>

For trade payable ageing refer note 56

## Notes to Consolidated Ind AS Financial Statements

as at and for the year ended March 31, 2023  
 (All amounts in Rs. Million, unless otherwise stated)

### NOTE 20 - OTHER CURRENT FINANCIAL LIABILITIES

Particulars	As at March 31, 2023	As at March 31, 2022
Interest accrued but not due on borrowings*	15.3	10.0
Payable to employees		
- to related parties (refer note 39)	6.6	6.7
- to others	703.6	667.4
Payables on purchase of Property, plant and equipment and intangible assets**	1,337.8	509.8
Security deposits	89.1	85.1
Financial liabilities at fair value through OCI		
-Foreign exchange forward contracts and option contracts		
-Cash flow hedges	7.9	11.3
Financial liabilities at fair value through profit or loss		
Forward exchange forward contracts	0.5	5.2
Unclaimed dividend***	150.4	148.6
Other liabilities****	67.4	64.6
<b>Total</b>	<b>2,378.6</b>	<b>1,508.7</b>

\* Include payable to related party of Rs. 3.2 million (Previous year Rs. Nil) refer note 39.

\*\* Include total outstanding dues of micro enterprises and small enterprises of Rs. 148.4 million (Previous year Rs. 87.8 million)

\*\*\* Will be credited to Investor Education and Protection Fund on the expiry of 7 years from the date of transfer to respective unpaid dividend accounts.

\*\*\*\* Include payable to related parties of Rs. 46.6 million (Previous year Rs. 52.0 million) (refer note 39).

### NOTE 21 - PROVISIONS

Particulars	As at March 31, 2023	As at March 31, 2022
Provision for employee benefits		
Leave benefits	116.9	196.8
<b>Total</b>	<b>116.9</b>	<b>196.8</b>

### NOTE 22 - OTHER CURRENT LIABILITIES

Particulars	As at March 31, 2023	As at March 31, 2022
Statutory remittances	464.7	292.5
Interest on income tax	3.4	15.4
Advances from customers	434.1	510.0
<b>Total</b>	<b>902.2</b>	<b>817.9</b>

### NOTE 23 - CURRENT TAX LIABILITIES (NET)

Particulars	As at March 31, 2023	As at March 31, 2022
Provision for current income tax (net of advance tax)	74.4	273.7
<b>Total</b>	<b>74.4</b>	<b>273.7</b>

## Notes to Consolidated Ind AS Financial Statements

as at and for the year ended March 31, 2023

(All amounts in Rs. Million, unless otherwise stated)

### NOTE 24 - REVENUE FROM OPERATIONS

Particulars	For the year ended March 31, 2023	For the year ended March 31, 2022
<b>Sale of products :</b>		
<b>Finished goods</b>		
- Yarn	13,902.5	17,609.3
- Towel	21,721.8	25,332.5
- Bedsheets	9,104.5	10,852.9
- Paper and chemicals	13,266.3	9,726.8
<b>Others</b>		
- Waste	1,230.3	1,661.7
- Others	17.9	16.0
	<b>59,243.3</b>	<b>65,199.2</b>
<b>Traded</b>		
- Towel	411.1	287.4
- Bedsheets	109.0	264.7
- Paper	60.6	-
	<b>580.7</b>	<b>552.1</b>
<b>Sale of services</b>	0.2	0.4
	<b>0.2</b>	<b>0.4</b>
<b>Other operating revenue:</b>		
Export incentives on finished goods (refer note 50)	3,310.8	4,046.8
Investment promotion assistance	187.6	178.1
	<b>3,498.4</b>	<b>4,224.9</b>
<b>Total</b>	<b>63,322.6</b>	<b>69,976.6</b>

#### a. Revenue from contracts with customers disaggregated based on nature of products

Particulars	For the year ended March 31, 2023	For the year ended March 31, 2022
<b>Revenue from sale of products and services</b>		
Finished goods and others		
- Yarn	13,902.5	17,609.3
- Towel	21,721.8	25,332.5
- Bedsheets	9,104.5	10,852.9
- Paper and chemicals	13,266.3	9,726.8
- Waste	1,230.3	1,661.7
- Others	17.9	16.0
Traded Sales of Towel	411.1	287.4
Traded Sales of Bedsheets	109.0	264.7
Traded Sales of Paper	60.6	-
Sale of services	0.2	0.4
	<b>59,824.2</b>	<b>65,751.7</b>
Set out below is the revenue from contracts with customers and reconciliation to Statement of Profit and Loss		
Total revenue from contracts with customers	59,824.2	65,751.7
Add: Items not included in disaggregated revenue:		
- Export incentives on manufactured goods	3,310.8	4,046.8
- Investment promotion assistance	187.6	178.1
<b>Revenue from operations as per the Statement of Profit and Loss</b>	<b>63,322.6</b>	<b>69,976.6</b>

## Notes to Consolidated Ind AS Financial Statements

as at and for the year ended March 31, 2023

(All amounts in Rs. Million, unless otherwise stated)

### NOTE 24 - REVENUE FROM OPERATIONS (Contd..)

#### b. Contract balances:

The following table provides information about receivables, contract assets and contract liabilities from contracts with customers:

Particulars	For the year ended March 31, 2023	For the year ended March 31, 2022
Trade receivables	2,765.4	5,252.6
Advances from customers	434.1	510.0

### NOTE 25 - OTHER INCOME

#### a) Interest income

Particulars	For the year ended March 31, 2023	For the year ended March 31, 2022
- On bank deposits (at amortised cost)	149.7	58.2
- On other financial assets (at amortised cost)	20.8	17.8
	<b>170.5</b>	<b>76.0</b>

#### b) Others

Particulars	For the year ended March 31, 2023	For the year ended March 31, 2022
Fair value gain on financial instruments measured at fair value through profit and loss:		
- Fair valuation gain on non current investments (net)	-	0.7
- Profit on sale of non current investments	-	1.4
Profit on sale of current investments	-	0.1
Bad debts recovered	0.8	31.2
Investment in associate recognised (written off in earlier years) (refer note 4 (a))	-	1.1
Gain on disposal of property, plant and equipment (net)	5.3	35.7
Insurance claims	15.3	24.7
Miscellaneous income	51.7	54.8
	<b>73.1</b>	<b>149.7</b>
<b>Total</b>	<b>243.6</b>	<b>225.7</b>

### NOTE 26 - COST OF RAW MATERIALS CONSUMED

Particulars	For the year ended March 31, 2023	For the year ended March 31, 2022
Raw materials consumed		
Opening stock	8,797.6	6,713.2
Add: Purchase of raw materials *	30,685.4	35,765.6
	39,483.0	42,478.8
Less: Closing stock	5,631.5	8,797.6
Net consumption (Refer (a) below)	<b>33,851.5</b>	<b>33,681.2</b>
* net of sales of raw materials of Rs. 165.7 million (Previous year Rs. 522.5 million)		
<b>a) Raw materials consumed comprises:</b>		
Cotton and fibers	23,246.5	24,282.6
Yarn	3,524.3	3,319.3
Dyes and chemicals	4,045.7	4,021.2
Agro based products	3,035.0	2,058.1
<b>Total</b>	<b>33,851.5</b>	<b>33,681.2</b>

## Notes to Consolidated Ind AS Financial Statements

as at and for the year ended March 31, 2023

(All amounts in Rs. Million, unless otherwise stated)

### NOTE 27 - PURCHASE OF STOCK IN TRADE

Particulars	For the year ended March 31, 2023	For the year ended March 31, 2022
Towel	422.8	-
Bedsheets	-	618.7
Paper	63.1	-
<b>Total</b>	<b>485.9</b>	<b>618.7</b>

### NOTE 28 - DECREASE IN INVENTORIES OF FINISHED GOODS, WASTE, STOCK IN TRADE AND WORK-IN-PROGRESS

Particulars	As at March 31, 2023		As at March 31, 2022	
<b>Opening Stock</b>				
Finished goods	1,970.4		1,500.6	
Waste	96.9		77.9	
Stock in trade	94.1	3,941.9	7.6	3,079.4
Work-in-progress	1,780.5		1,493.3	
<b>Less : Closing Stock</b>				
Finished goods	2,472.8		1,970.4	
Waste	206.3		96.9	
Stock in trade	50.6		94.1	
Work-in-progress	1,941.8	4,671.5	1,780.5	3,941.9
<b>Changes in inventories of finished goods, waste, work-in-progress and stock in trade</b>		<b>(729.6)</b>		<b>(862.5)</b>
Inventory of finished goods acquired on account of acquisition of subsidiaries (refer note 59)		145.7		-
Adjustment for fluctuation in exchange rate		1.7		(0.1)
<b>Changes in inventories of finished goods, waste, stock in trade and work-in-progress</b>		<b>(582.2)</b>		<b>(862.6)</b>

### NOTE 29 - EMPLOYEE BENEFITS EXPENSES

Particulars	For the year ended March 31, 2023	For the year ended March 31, 2022
Salaries and wages*	5,761.0	6,065.6
Employee share based payment expense (refer note 43)**	222.2	139.5
Contribution to provident and other funds	372.8	402.4
Staff welfare expenses	147.8	87.9
<b>Total</b>	<b>6,503.8</b>	<b>6,695.4</b>

\* Net of Rs. 7.2 million (Previous year Nil) subsidy received from Government.

\*\* net of recovery of Rs. 2.6 million (Previous year Nil) from related parties (refer note 39).

## Notes to Consolidated Ind AS Financial Statements

as at and for the year ended March 31, 2023

(All amounts in Rs. Million, unless otherwise stated)

### NOTE 30 - FINANCE COSTS

Particulars	For the year ended March 31, 2023	For the year ended March 31, 2022
<b>(a) Interest expense :</b>		
- On term loans, non convertible debentures, compulsory convertible debentures, commercial paper, working capital loans etc. (net of interest subsidy of Rs. 106.2 million (Previous year Rs. 74.4 million)*)	904.2	794.4
- On lease liabilities (refer note 41)	30.1	23.3
- On security deposits	3.4	2.5
Less: Amount included in the cost of qualifying assets	(158.8)	(3.4)
<b>Interest expenses on financial liabilities measured at amortised cost</b>	<b>778.9</b>	<b>816.8</b>
<b>(b) Other borrowing costs</b>	<b>17.3</b>	<b>45.5</b>
<b>Total</b>	<b>796.2</b>	<b>862.3</b>

\* Includes interest on income tax of Rs. 3.2 million (Previous year Rs. 14.4 million)

### NOTE 31 - OTHER EXPENSES

Particulars	As at March 31, 2023		As at March 31, 2022	
Stores and spares consumed		813.8		1,051.9
Packing materials consumed		2,132.5		2,472.7
Power and fuel (net of utilised by others) *		5,706.9		5,485.5
Water charges		151.9		139.5
Job charges		105.2		332.7
Rent (refer note 41)		29.8		38.0
Repairs and maintenance				
- Plant and equipment		159.5		132.9
- Buildings		84.8		104.6
- Others		172.5		113.8
Materials handling charges		182.2		206.1
Insurance charges		299.5		235.7
Rates and taxes		38.2		37.1
Commission on sales		556.3		827.0
Freight, clearing and octroi charges		1,111.8		1,504.7
Claims		151.5		204.9
Advertisement and business promotion		414.4		323.9
Auditors' remuneration (refer note 34)		20.1		16.4
Travelling and conveyance		217.2		110.9
Postage and telephone		42.8		35.2
Legal and professional		785.9		1,007.1
Irrecoverable Balances written off (net)	7.2		149.8	
Less: Adjusted from provision for trade receivables and doubtful debts and advances	(3.5)	3.7	(30.0)	119.8
Expected credit loss allowance on trade receivables		-		5.5
Fair value loss on non-current investments		2.8		-
Charity and donation		60.8		42.5
Contribution to political parties		2.5		72.3
Expenditure on corporate social responsibility (refer note 48)		130.9		91.7
Loss on Fire (net) (refer note 53)		-		73.5
Miscellaneous expenses		239.9		159.6
<b>Total</b>		<b>13,617.4</b>		<b>14,945.6</b>

\* Net of Rs. 107.2 million (Previous year Rs. 92.8 million) subsidy received from Government

## Notes to Consolidated Ind AS Financial Statements

as at and for the year ended March 31, 2023

(All amounts in Rs. Million, unless otherwise stated)

### NOTE 32 - CONTINGENT LIABILITIES (TO THE EXTENT NOT PROVIDED FOR)

Particulars	As at March 31, 2023	As at March 31, 2022
<b>A. Contingent liabilities</b>		
Claims* (excluding claims by employees where amounts are not ascertainable) not acknowledged as debt:		
- Service tax	67.0	66.7
- Income tax	34.4	23.0
- Sales Tax	0.7	0.7

A. Contingent liabilities under service tax of Rs. 67.0 million (Previous year Rs. 66.7 million) represents:

i) Demand and penalty of Rs. 66.7 million (Previous year Rs. 66.7 million) for service tax under reverse charge basis on commission paid to non-executive Directors for the financial year 2014-15 to 2016-17. During the previous year, the Parent Company had filed an appeal before CESTAT Ludhiana.

ii) Demand and penalty of Rs. 0.3 million (Previous year Rs Nil) for service tax under reverse charge basis on notice pay recovery for the financial year 2017-2018. During the current year, the Parent Company has filed an appeal against the same.

B. Contingent liabilities under Income Tax Act, 1961 of Rs. 34.4 million (Previous year Rs. 23.0 million) include:

(i) Rs. 6.1 million (Previous year Rs. 6.1 million) being penalties under Section 271(1) (c) of Income Tax Act, 1961 levied for assessment years 2004-2005 and 2006-2007.

(ii) Other disputed demands of Rs. 28.3 million pertaining to assessment year 2015-2016, 2016-2017 and 2019-2020 (Previous year Rs. 16.9 million pertaining to assessment year 2013-14, 2015-16, 2016-17, 2018-19 and 2019-2020).

\* These matters are subject to legal proceedings in the ordinary course of business. In the opinion of the management, legal proceedings when ultimately concluded will not have a material effect on the results of operations or financial position of the Group. Based on the favourable orders in similar matters and based on the opinion of legal counsel of the Group, the Group has a good chance of winning the cases.

C. There are numerous interpretative issues relating to the Supreme Court (SC) judgement on PF dated 28th February, 2019. As a matter of caution, the Group has applied the judgement on a prospective basis from the date of the SC order. The Group will update its provision for the period prior to the Supreme Court judgement, on receiving further clarity on the subject.

### NOTE 33 - COMMITMENTS

Particulars	As at March 31, 2023	As at March 31, 2022
a) Estimated amount of contracts remaining to be executed on capital account (net of advances)	2,929.1	4,646.5
b) For lease commitments please refer note 41		
c) Other commitments #		

# The Group has other commitments for purchase/sale orders which are issued after considering requirements as per the operating cycle for purchase/sale of goods and services, and employee benefits. The Group does not have any long term commitment or material non cancellable contractual commitments/contracts which might have a material impact on the consolidated Ind AS financial statements of the Group.

### NOTE 34 - AUDITORS' REMUNERATION

Particulars	As at March 31, 2023	As at March 31, 2022
<b>As auditors:</b>		
- Audit Fee	9.4	7.4
- Tax Audit Fee	1.5	1.5
- Limited reviews	5.3	4.5
<b>In other capacities:</b>		
Certifications/others	3.0	2.9
Reimbursement of expenses	0.9	0.1

## Notes to Consolidated Ind AS Financial Statements

as at and for the year ended March 31, 2023

(All amounts in Rs. Million, unless otherwise stated)

### NOTE 35 - EMPLOYEE BENEFITS

#### a) Defined contribution plans

The Group makes contribution towards employees' provident fund scheme. Under the scheme, the Group is required to contribute a specified percentage of salary, as specified in the rules of the scheme. The Group has recognised Rs. 270.0 million during the year (Previous year Rs. 287.5 million) as expense towards contribution to this plan. An amount of Rs. 9.1 million (Previous year Rs. 2.6 million) has been included under Property, Plant and Equipment / Capital work in progress. Further amount of Rs. 0.3 million (Previous year Rs. 0.6 million) and Rs. 0.1 million (Previous year Rs. 0.3 million) has been reimbursed under Deen Dayal Upadhyay Gramin Kaushal Yojna and Scheme for Capacity Building in Textile Sector (Samarth Scheme) respectively.

Particulars	For the year ended March 31, 2023	For the year ended March 31, 2022
Contribution to provident fund (including contribution to Pension fund)	277.6	291.0

#### b) Defined benefit plans

##### Gratuity scheme

The Group has a defined gratuity plan (Funded) and the Gratuity plan is governed by The Payment of Gratuity Act 1972 ("Act"). Under the Act, employees who have completed five years of service are entitled for gratuity benefit of 15 days salary for each completed year of service or part thereof in excess of six months. The amount of benefit depends on respective employee's salary, the years of employment and retirement age of the employee and the gratuity benefit is payable on termination/retirement of the employee. There is no maximum limit for the payment of gratuity benefit. The present value of obligation is determined based on an actuarial valuation as at the reporting date using the Projected Unit Credit Method.

The fund has the form of an irrevocable trust and it is governed by Board of Trustees. The Board of trustees is responsible for the administration of the plan assets and for the definition of investment strategy. The scheme is funded with qualifying insurance policies. The Group is contributing to trusts towards the payment of premium of such gratuity schemes.

The following table sets out the details of defined benefit plan and the amounts recognised in the consolidated Ind AS financial statements:

#### (i) Components of Net Benefit Expense

S. No.	Particulars	For the year ended March 31, 2023	For the year ended March 31, 2022
1	Current service cost	101.5	101.3
2	Net interest (Income)	(12.2)	(4.4)
3	<b>Total expense recognised in the Statement of Profit and Loss*</b>	<b>89.3</b>	<b>96.9</b>
	<b>Re-measurements recognised in other comprehensive income (OCI)</b>		
4	Effect of changes in financial assumptions	(20.3)	(11.2)
5	Effect of experience adjustments	(60.3)	(52.2)
6	Return on plan assets (greater)/less than discount rate	(6.6)	(9.4)
7	<b>Total (gain) of re-measurements included in OCI</b>	<b>(87.2)</b>	<b>(72.8)</b>

\* Includes Rs. 4.0 million (Previous year Rs. 1.7 million) which has been capitalised and not debited to Statement of Profit and Loss.

\* includes Rs. 0.4 million (Previous year Rs. 0.5 million) which has been reimbursed under Deen Dayal Upadhyay Gramin Kaushal Yojna and Scheme for Capacity Building in Textile Sector (Samarth Scheme).



## Notes to Consolidated Ind AS Financial Statements

as at and for the year ended March 31, 2023

(All amounts in Rs. Million, unless otherwise stated)

### NOTE 35 - EMPLOYEE BENEFITS (Contd..)

#### (II) Net Asset recognised in Balance Sheet

S. No.	Particulars	As at March 31, 2023	AS at March 31, 2022
1	Present value of defined benefit obligation	(544.2)	(655.5)
2	Fair value of plan assets	1,022.0	767.5
3	Recoverable from Trident Trust	(360.0)	-
4	Net defined benefit assets	<b>117.8</b>	<b>112.0</b>

#### (III) Change in present value of defined benefit obligation

S. No.	Particulars	As at March 31, 2023	AS at March 31, 2022
1	Present value of defined benefit obligation at the beginning of the year	655.5	717.9
2	Current service cost	101.5	101.3
3	Interest cost	35.5	37.6
<b>Remeasurement gains / (losses):</b>			
4	Effect of changes in financial assumptions	(20.3)	(11.2)
5	Effect of experience adjustments	(60.3)	(52.2)
6	Benefits paid	(167.7)	(137.9)
7	Present value of defined benefit obligation at the end of the year	<b>544.2</b>	<b>655.5</b>

#### (IV) Change in fair value of Plan assets

S. No.	Particulars	As at March 31, 2023	AS at March 31, 2022
1	Fair value of plan assets at the beginning of the year	767.5	731.7
2	Interest income on plan assets	47.7	42.0
3	Employer contributions	367.3	122.3
4	Return on plan assets greater / (lesser) than discount rate	6.6	9.4
5	Benefits paid	(167.1)	(137.9)
6	Fair value of assets at end of the year	<b>1,022.0</b>	<b>767.5</b>

The fund managers do not disclose the composition of their portfolio investments, accordingly break-down of plan assets by investment type has not been disclosed.

#### (V) The assumptions used in accounting for the defined benefit plan are set out below:

S. No.	Particulars	As at March 31, 2023	AS at March 31, 2022
1	Discount Rate (%)	7.10%	6.20%
2	Pre-retirement mortality	Indian Assured Lives Mortality (2006-08) Ult.	Indian Assured Lives Mortality (2006-08) Ult.
3	Salary increase rate *	6-7%	6.00%
4	Attrition Rate	18-19%	18.00%
5	Retirement Age	<b>58 Years</b>	<b>58 Years</b>

\* The estimate of future salary increases take account of inflation, seniority promotion and other relevant factors, such as supply and demand in the employment market.

## Notes to Consolidated Ind AS Financial Statements

as at and for the year ended March 31, 2023

(All amounts in Rs. Million, unless otherwise stated)

### NOTE 35 - EMPLOYEE BENEFITS (Contd..)

#### (VI) Net asset / (liability) recognised in Balance Sheet (including experience adjustment impact)

S. No.	Particulars	As at March 31, 2023	AS at March 31, 2022
1	Present value of defined benefit obligation	(544.2)	(655.5)
2	Net asset/(liability)	117.8	112.0
3	Experience adjustment of obligation (gain)/ loss	<b>(60.3)</b>	<b>(52.2)</b>

#### (VII) Actuarial risks

Through its defined benefit plans, the Group is exposed to a number of risks, the most significant of which are detailed below:

##### Interest rate risk

The defined benefit obligation calculated uses a discount rate based on government bonds. If bond yields fall, the defined benefit obligation will tend to increase.

##### Salary Inflation risk

Higher than expected increases in salary will increase the defined benefit obligation.

##### Demographic risk

This is the risk of variability of results due to unsystematic nature of decrements that include mortality, withdrawal, disability and retirement. The effect of these decrements on the defined benefit obligation is not straight forward and depends upon the combination of salary increase, discount rate and vesting criteria. It is important not to overstate withdrawals because in the financial analysis the retirement benefit of a short career employee typically costs less per year as compared to a long service employee.

#### (VIII) Sensitivity Analysis- Impact on defined benefit obligation

S. No.	Particulars	March 31, 2023 Increase/ (Decrease)	March 31, 2022 Increase/ (Decrease)
1	Discount Rate + 50 basis points	(10.7)	(13.4)
2	Discount Rate - 50 basis points	11.2	14.0
3	Salary Increase Rate + 0.5%	11.3	14.0
4	Salary Increase Rate - 0.5%	(10.9)	(13.5)
5	Attrition Rate + 5%	1.2	(8.3)
6	Attrition Rate - 5%	(3.6)	8.6

The sensitivity analysis presented above may not be representative of the actual changes in the defined benefit obligations as it is unlikely that the change in assumptions would occur in isolation of one another as some of the assumption may be correlated.

Furthermore, in presenting the above sensitivity analysis the present value of the defined benefit obligations has been calculated using the projected unit credit method at the end of the reporting period, which is the same as that applied in calculating the defined benefit obligation liability recognised in the standalone Ind AS financial statements.

There was no change in the methods and assumptions used in preparing the sensitivity analysis from prior years.

The sensitivity analysis above have been determined based on reasonably possible changes of the respective assumption occurring at the end of the reporting period, while holding all other assumptions constant.

## Notes to Consolidated Ind AS Financial Statements

as at and for the year ended March 31, 2023

(All amounts in Rs. Million, unless otherwise stated)

### NOTE 35 - EMPLOYEE BENEFITS (Contd..)

The following benefit payments (undiscounted) are expected in future years:

Year ending	March 31, 2023
March 31, 2024	127.0
March 31, 2025	101.5
March 31, 2026	97.3
March 31, 2027	98.8
March 31, 2028	99.9
March 31, 2029 to March 31, 2033	570.2

The average duration of the defined benefit obligation at the end of the reporting period is 5 years (Previous year 5 years)

The expected employer contribution for the next year is Nil (Previous year Nil)

### NOTE 36 - DISCLOSURES REQUIRED UNDER SECTION 22 OF THE MICRO, SMALL AND MEDIUM ENTERPRISES DEVELOPMENT ACT, 2006

Particulars	As at March 31, 2023	As at March 31, 2022
The principal amount and the interest due thereon remaining unpaid to any supplier as at the end of each accounting year		
- Principal amount due to micro and small enterprises*	1,703.4	782.7
- Interest due on above	-	-
The amount of interest paid by the buyer in terms of Section 16 of the MSMED Act 2006 along with the amounts of the payment made to the supplier beyond the appointed day during each accounting year.	0.1	-
The amount of interest due and payable for the period of delay in making payment (which have been paid but beyond the appointed day during the year) but without adding the interest specified under the MSMED Act 2006.	-	-
The amount of interest accrued and remaining unpaid at the end of each accounting year.	-	-
The amount of further interest remaining due and payable even in the succeeding years, until such date when the interest due as above are actually paid to the small enterprise for the purpose of disallowance as a deductible expenditure under Section 23 of the MSMED Act 2006	-	-

Dues to Micro, Small and Medium Enterprises have been determined to the extent such parties have been identified on the basis of information collected by the management.

\* Include total outstanding dues of micro enterprises and small enterprises of Rs.1,555.0 million (Previous year Rs. 694.9 million) included in Trade Payables

\* Include total outstanding dues of micro enterprises and small enterprises of Rs.148.4 million (Previous year Rs. 87.8 million) payables against purchase of Property, plant and equipment and intangible assets.

### NOTE 37 - EARNING PER SHARE

The earnings per share (EPS) disclosed in the Statement of Profit and Loss have been calculated as under:

Particulars		As at March 31, 2023	As at March 31, 2022
Profit for the year attributable to equity holders of the parent as per the Statement of Profit and Loss (Rs. million)	(A)	4,407.4	8,337.5
Weighted average number of equity shares (number)	(B)	5,09,59,55,670	5,09,59,55,670
Weighted average number of treasury shares held by Trust (number)	(C)	8,69,48,897	9,65,08,625
Potential dilutive equity shares (number)	(D)	6,54,504	-
Weighted average number of equity shares in computing basic earning per share (number)	(E)=(B-C)	5,00,90,06,773	4,99,94,47,045
Weighted average number of equity shares in computing diluted earning per share (number)	(F)=(B-D)	5,00,96,61,277	4,99,94,47,045
Basic earning per share (Rs.per share) (face value of Re.1 each)	(A/E)	0.88	1.67
Diluted earning per share (Rs.per share) (face value of Re.1 each)	(A/F)	0.88	1.67

## Notes to Consolidated Ind AS Financial Statements

as at and for the year ended March 31, 2023

(All amounts in Rs. Million, unless otherwise stated)

### Note 38- PROJECT AND PRE OPERATIVE EXPENSES PENDING ALLOCATION (INCLUDED IN CAPITAL WORK IN PROGRESS)

Particulars	As at March 31, 2023	As at March 31, 2022
<b>Opening balance:</b>	128.1	41.4
<b>Add: Expenses incurred during the year:</b>		
Raw materials consumed	22.6	-
<b>Employee benefits expenses</b>		
- Salaries and wages	230.2	86.4
-Contribution to provident and other funds	13.1	4.3
-Staff welfare expenses	3.6	0.7
<b>Finance costs</b>		
- On term loans*	158.8	3.4
Stores and spares consumed	2.6	2.8
Packing materials consumed	0.5	-
Power and fuel	5.6	1.3
Insurance charges	0.7	0.9
Rates and taxes	5.7	16.3
Travelling and conveyance	24.1	3.4
Legal and professional	65.0	35.7
Miscellaneous expenses	19.5	3.6
<b>Less: Sale of products</b>		
-Towel	(10.6)	-
-Bedsheets	(12.8)	-
	528.6	158.8
<b>Total</b>	<b>656.7</b>	<b>200.2</b>
Less: Allocated to property, plant and equipment	361.1	72.1
Closing balance included in capital work in progress	<b>295.6</b>	<b>128.1</b>

\* comprises of Rs. 158.8 million ( previous year Rs. 3.4 million) on specific borrowings taken.

### NOTE 39 - RELATED PARTY DISCLOSURES

The related party disclosures as per Ind AS-24 are as under:

#### A. Name of related party and nature of related party relationship

##### (i) Enterprises where control exists:

- Enterprise that controls the Company
  - Madhuraj Foundation (directly or indirectly holds majority voting power)

##### (ii) Other related parties where transactions have taken place during the year:

- Enterprises under the common control with the Group
  - Trident Institute of Social Sciences
  - Mintleaf People Connect Limited
- Enterprise that has significant influence over the Group
  - Trident Group Limited
- Enterprise on which Group exercises significant influence
  - Trident Global, Inc.\*

\*Associate Company till November 30, 2022 and has become Subsidiary with effect from December 1, 2022.

- Trustee of the enterprise that exercises control over the Company
  - Mr. Rajinder Gupta Chairman Emeritus (w.e.f. August 9, 2022)

# Notes to Consolidated Ind AS Financial Statements

as at and for the year ended March 31, 2023

(All amounts In Rs. Million, unless otherwise stated)

## NOTE 39 - RELATED PARTY DISCLOSURES (Contd..)

e) Directors, Key Management Personnel (KMP) and their relatives

### I. Board of Directors

- Mr. Deepak Nanda	- Managing Director
- Mr. Rajiv Dewan	- Chairman (w.e.f August 09, 2022)
- Mr. Dinesh Kumar Mittal	- Director (upto April 21, 2023)
- Ms. Usha Sangwan	- Director (Appointed as Director w.e.f. May 15, 2021)
- Mr. Anthony De Sa	- Director (Appointed as Director w.e.f. January 18, 2022)
- Ms. Pooja Luthra	- Director (ceased to be Director w.e.f. January 18, 2022)
- Mr. Swapan Nath	- Appointed as Chief Executive Officer w.e.f. May 15, 2021 till August 8, 2022 and appointed as director w.e.f. August 9, 2022 till April 21, 2023
- Mr. Naveet Jindal	- Appointed as Chief Executive Officer w.e.f. May 15, 2021 till August 8, 2022 and appointed as director w.e.f. August 9, 2022 till April 21, 2023
- Mr. Raj Kamal	- Director (w.e.f. August 9, 2022)
- Prof. Rajeev Ahuja	- Director (w.e.f. August 9, 2022)
- Mr. Kavish Dhanda	- Director (w.e.f. August 9, 2022 till April 21, 2023)
- Mr. Kamal Gaba	- Director (w.e.f. August 9, 2022 till April 21, 2023)
- Mr. Pardeep Kumar Markanday	- Director (w.e.f. August 9, 2022 till April 21, 2023)
- Mr. Kapil Ghorse	- Director (w.e.f. August 9, 2022 till April 21, 2023)
- Mr. Rajinder Gupta	- Non executive Director and chairman (upto August 8, 2022)

### II. Key Managerial Personnel

- Mr. Avneesh Barua	- Chief Financial Officer ('CFO') ( w.e.f. November 12, 2022)
- Mr. Hari Krishan	- Company Secretary (w.e.f. May 12, 2022)
- Mr. Gunjan Shroff	- CFO (Resigned as CFO w.e.f. June 1, 2021)
- Mr. Abhinav Gupta	- CFO (Appointed as CFO w.e.f. October 21, 2021 and Resigned as CFO w.e.f. September 2, 2022)
- Ms. Ramandeep Kaur	- Company Secretary (upto February 27, 2022)

### III. Relatives of (I) , (II) and (d) above

- Ms. Shreya Markanday	- Relative of Director (Mr. Pardeep Kumar Markanday) (w.e.f. August 9, 2022)
- Mr. Abhishek Gupta	- Relative of Chairman Emeritus
- Ms. Gayatri Gupta	- Relative of Chairman Emeritus
- Ms. Madhu Gupta	- Relative of Chairman Emeritus

f) Enterprises over which KMP/Director of the Group have control

- Trident Foundation
- Lotus Global Foundation
- Punjab Cricket Association (upto August 8, 2022)
- Technum Opus Private Limited

g) Post Employment Benefit Plan

- Trident Trust

**B. The remuneration, commission and consultancy fee to directors, promoter and other members of Key management personnel during the year was as follows:**

Particulars	For the year ended March 31, 2023	For the year ended March 31, 2022
Short-term benefits*	453.8	695.3
	<b>453.8</b>	<b>695.3</b>

\* Gratuity and leave benefits which are actuarially determined on an overall basis are not separately disclosed.

**C. No guarantees have been given or received on behalf of related parties. No expense has been recognised in the current or prior years for bad or doubtful debts in respect of the amounts owed by related parties.**

**D. The below transactions with related parties were made at arm's length price.**

# Notes to Consolidated Ind AS Financial Statements

as at and for the year ended March 31, 2023

(All amounts In Rs. Million, unless otherwise stated)

## NOTE 39 - RELATED PARTY DISCLOSURES (Contd..)

**E. Disclosure of transactions between the Group and related parties during the year.**

Particulars	Enterprise that controls the Company/has significant influence over the Company		Enterprises that are under common control		Enterprises on which Company exercises significant influence		"Trustee of the enterprise that exercises control over the Company, Directors, Key management personnel and their relatives/Enterprises where KMP/Director have control"		Post employment benefit plan		Total	
	March 31, 2023	March 31, 2022	March 31, 2023	March 31, 2022	March 31, 2023	March 31, 2022	March 31, 2023	March 31, 2022	March 31, 2023	March 31, 2022	March 31, 2023	March 31, 2022
<b>Sale of goods (including taxes)</b>												
- Trident Global Inc.	-	-	-	-	-	-	-	-	-	-	55.3	399.9
<b>Total</b>	-	-	-	-	55.3	399.9	-	-	-	-	<b>55.3</b>	<b>399.9</b>
<b>Royalty paid (including taxes)</b>												
- Trident Group Limited	60.6	30.6	-	-	-	-	-	-	-	-	60.6	30.6
<b>Total</b>	<b>60.6</b>	<b>30.6</b>	-	-	-	-	-	-	-	-	<b>60.6</b>	<b>30.6</b>
<b>Rent received</b>												
- Mr. Rajinder Gupta	-	-	-	-	-	-	0.9	0.9	-	-	0.9	0.9
- Mr. Abhishek Gupta	-	-	-	-	-	-	1.5	1.5	-	-	1.5	1.5
<b>Total</b>	-	-	-	-	-	-	<b>2.4</b>	<b>2.4</b>	-	-	<b>2.4</b>	<b>2.4</b>
- Mintleaf People Connect Limited	-	-	46.6	-	-	-	-	-	-	-	46.6	-
<b>Total</b>	-	-	<b>46.6</b>	-	-	-	-	-	-	-	<b>46.6</b>	-
<b>Repairs and maintenance-Others</b>												
- Technum Opus Private Limited	-	-	-	-	-	-	12.3	12.3	-	-	12.3	-
<b>Total</b>	-	-	-	-	-	-	<b>12.3</b>	<b>12.3</b>	-	-	<b>12.3</b>	-
<b>Expense incurred on behalf of</b>												
- Madhuraj Foundation	0.8	-	-	-	-	-	-	-	-	-	0.8	-
- Trident Group Limited	1.5	-	-	-	-	-	-	-	-	-	1.5	-
- Trident Institute of Social Sciences	2.3	-	1.9	-	-	-	-	-	-	-	1.9	-
<b>Total</b>	<b>4.6</b>	<b>1.9</b>	<b>1.9</b>	<b>0.3</b>	-	-	-	-	-	-	<b>4.2</b>	<b>0.3</b>
<b>Advertisement and business promotion</b>												
- Trident Institute of Social Sciences	-	-	-	0.3	-	-	-	-	-	-	-	0.3
- Punjab Cricket Association	-	-	-	-	-	-	11.7	11.7	-	-	-	11.7
<b>Total</b>	-	-	-	<b>0.3</b>	-	-	<b>11.7</b>	<b>11.7</b>	-	-	-	<b>12.0</b>
<b>Contribution towards gratuity and risk management fund (net)</b>												
- Trident Trust	-	-	-	-	-	-	-	-	511.1	277.7	511.1	277.7
<b>Total</b>	-	-	-	-	-	-	-	-	<b>511.1</b>	<b>277.7</b>	<b>511.1</b>	<b>277.7</b>

# Notes to Consolidated Ind AS Financial Statements

as at and for the year ended March 31, 2023  
(All amounts in Rs. Million, unless otherwise stated)

## NOTE 39 - RELATED PARTY DISCLOSURES (Contd..)

Particulars	Enterprise that controls the Company/has significant influence over the Company		Enterprises that are under common control		Enterprises on which Company exercises significant influence		"Trustee of the enterprise that exercises control over the Company, Directors, Key management personnel and their relatives/Enterprises where KMP/Director have control"		Post employment benefit plan		Total
	March 31, 2023	March 31, 2022	March 31, 2023	March 31, 2022	March 31, 2023	March 31, 2022	March 31, 2023	March 31, 2022	March 31, 2023	March 31, 2022	
<b>Payment against lease liabilities (including taxes and interest)</b>											
- Madhura Foundation	24.7	11.8	-	-	-	-	-	-	-	-	11.8
- Lotus Global Foundation	-	-	-	-	-	-	11.7	11.7	-	-	11.7
<b>Total</b>	<b>24.7</b>	<b>11.8</b>	-	-	-	-	<b>11.7</b>	<b>11.7</b>	-	-	<b>23.5</b>
<b>Commission on sales</b>											
- Trident Global Inc.	-	-	344.7	234.1	-	-	-	-	-	-	344.7
<b>Total</b>	-	-	<b>344.7</b>	<b>234.1</b>	-	-	-	-	-	-	<b>234.1</b>
<b>Commission paid (on accrual basis) *</b>											
- Mr. Rajinder Gupta (Upto August 8, 2022)	-	-	-	-	-	-	98.3	575.9	-	-	98.3
- Ms. Usha Sangwan	-	-	-	-	-	-	5.0	4.4	-	-	5.0
- Mr. Dinesh Kumar Mittal	-	-	-	-	-	-	5.0	5.0	-	-	5.0
- Mr. Raj Kamal	-	-	-	-	-	-	3.2	-	-	-	3.2
- Mr. Rajeev Ahuja	-	-	-	-	-	-	3.2	-	-	-	3.2
- Mr. Rajiv Dewan	-	-	-	-	-	-	5.0	-	-	-	5.0
- Ms. Usha Sangwan	-	-	-	-	-	-	5.0	-	-	-	5.0
- Mr. Anthony De Sa	-	-	-	-	-	-	5.0	-	-	-	5.0
<b>Total</b>	-	-	-	-	-	-	<b>124.7</b>	<b>585.3</b>	-	-	<b>124.7</b>
<b>Consultancy fees*</b>											
- Mr. Rajinder Gupta (w.e.f. August 9, 2022)	-	-	-	-	-	-	147.4	-	-	-	147.4
- Mr. Kapil Ghorse	-	-	-	-	-	-	7.0	-	-	-	7.0
<b>Total</b>	-	-	-	-	-	-	<b>154.4</b>	-	-	-	<b>154.4</b>
<b>Sitting fees paid</b>											
- Mr. Rajinder Gupta	-	-	-	-	-	-	0.4	0.7	-	-	0.4
- Mr. Dinesh Kumar Mittal	-	-	-	-	-	-	0.4	0.4	-	-	0.4
- Mrs. Pooja Luthra	-	-	-	-	-	-	-	0.3	-	-	0.3
- Mr. Rajiv Dewan	-	-	-	-	-	-	1.2	0.8	-	-	1.2
- Ms. Usha Sangwan	-	-	-	-	-	-	0.7	0.5	-	-	0.7
- Mr. Anthony De Sa	-	-	-	-	-	-	1.0	0.1	-	-	1.0
<b>Total</b>	-	-	-	-	-	-	<b>3.7</b>	<b>2.2</b>	-	-	<b>3.7</b>

# Notes to Consolidated Ind AS Financial Statements

as at and for the year ended March 31, 2023  
(All amounts in Rs. Million, unless otherwise stated)

## NOTE 39 - RELATED PARTY DISCLOSURES (Contd..)

Particulars	Enterprise that controls the Company/has significant influence over the Company		Enterprises that are under common control		Enterprises on which Company exercises significant influence		"Trustee of the enterprise that exercises control over the Company, Directors, Key management personnel and their relatives/Enterprises where KMP/Director have control"		Post employment benefit plan		Total
	March 31, 2023	March 31, 2022	March 31, 2023	March 31, 2022	March 31, 2023	March 31, 2022	March 31, 2023	March 31, 2022	March 31, 2023	March 31, 2022	
- Mr. Rajeev Ahuja	-	-	-	-	-	-	0.4	-	-	-	0.4
- Mr. Kapil Ghorse	-	-	-	-	-	-	0.3	-	-	-	0.3
- Mr. Raj Kamal	-	-	-	-	-	-	0.4	-	-	-	0.4
<b>Total</b>	-	-	-	-	-	-	<b>1.1</b>	-	-	-	<b>1.1</b>
<b>Remuneration paid</b>											
- Mr. Deepak Nanda	-	-	-	-	-	-	19.2	19.2	-	-	19.2
- Ms. Ramandeep Kaur	-	-	-	-	-	-	-	6.6	-	-	6.6
- Mr. Abhishek Gupta	-	-	-	-	-	-	19.2	19.2	-	-	19.2
- Ms. Madhu Gupta	-	-	-	-	-	-	9.6	9.6	-	-	9.6
- Ms. Gayatri Gupta	-	-	-	-	-	-	7.2	7.2	-	-	7.2
- Mr. Naveet Jindal	-	-	-	-	-	-	19.2	16.8	-	-	19.2
- Mr. Swapan Nath	-	-	-	-	-	-	19.2	19.5	-	-	19.2
- Mr. Abhinav Gupta	-	-	-	-	-	-	4.9	4.8	-	-	4.9
- Mr. Gunjan Shroff	-	-	-	-	-	-	-	4.0	-	-	4.0
- Mr. Kamal Gaba	-	-	-	-	-	-	12.4	-	-	-	12.4
- Mr. Kavish Dhanda	-	-	-	-	-	-	12.4	-	-	-	12.4
- Mr. Pardeep Kumar Markanday	-	-	-	-	-	-	12.3	-	-	-	12.3
- Mr. Hari Krishan	-	-	-	-	-	-	2.7	-	-	-	2.7
- Ms. Shreya Markanday	-	-	-	-	-	-	1.6	-	-	-	1.6
- Mr. Avneesh Barua	-	-	-	-	-	-	1.8	-	-	-	1.8
<b>Total</b>	-	-	-	-	-	-	<b>141.7</b>	<b>106.9</b>	-	-	<b>141.7</b>
<b>Share based payment</b>											
- Ms. Ramandeep Kaur	-	-	-	-	-	-	-	0.7	-	-	0.7
- Mr. Naveet Jindal	-	-	-	-	-	-	4.5	0.8	-	-	4.5
- Mr. Swapan Nath	-	-	-	-	-	-	1.8	0.6	-	-	1.8
- Mr. Abhinav Gupta	-	-	-	-	-	-	0.4	0.5	-	-	0.4
- Ms. Pooja Luthra	-	-	-	-	-	-	-	0.5	-	-	0.5
- Mr. Kamal Gaba	-	-	-	-	-	-	0.3	-	-	-	0.3
- Mr. Kavish Dhanda	-	-	-	-	-	-	8.8	-	-	-	8.8
- Mr. Pardeep Kumar Markanday	-	-	-	-	-	-	8.8	-	-	-	8.8
<b>Total</b>	-	-	-	-	-	-	<b>24.6</b>	<b>2.1</b>	-	-	<b>24.6</b>

# Notes to Consolidated Ind AS Financial Statements

as at and for the year ended March 31, 2023  
 (All amounts in Rs. Million, unless otherwise stated)

## NOTE 39 - RELATED PARTY DISCLOSURES (Contd..)

Particulars	Enterprise that controls the Company/has significant influence over the Company		Enterprises that are under common control		Enterprises on which Company exercises significant influence		"Trustee of the enterprise that exercises control over the Company, Directors, Key management personnel and their relatives/Enterprises where KMP/ Director have control"		Post employment benefit plan		Total	
	March 31, 2023	March 31, 2022	March 31, 2023	March 31, 2022	March 31, 2023	March 31, 2022	March 31, 2023	March 31, 2022	March 31, 2023	March 31, 2022	March 31, 2023	March 31, 2022
- Mr. Hari Krishan	-	-	-	-	-	-	1.2	-	-	-	1.2	-
- Ms. Shreya Markkanday	-	-	-	-	-	-	0.4	-	-	-	0.4	-
- Mr. Avneesh Barua	-	-	-	-	-	-	0.2	-	-	-	0.2	-
- Mr. Kapil Ghorse	-	-	-	-	-	-	6.6	-	-	-	6.6	-
<b>Total</b>	-	-	-	-	-	-	<b>33.0</b>	<b>3.1</b>	-	-	<b>33.0</b>	<b>3.1</b>
<b>Dividend paid (on payment basis)</b>												
- Madhuraj Foundation	493.4	986.9	-	-	-	-	-	-	-	-	493.4	986.9
- Trident Group Limited	839.2	1,678.4	-	-	-	-	-	-	-	-	839.2	1,678.4
- Lotus Global Foundation	-	-	-	-	-	-	1.5	5.9	-	-	1.5	5.9
- Mr. Rajinder Gupta	-	-	-	-	-	-	4.0	8.0	-	-	4.0	8.0
- Mr. Rajiv Dewan	-	-	-	-	-	-	0.1	0.1	-	-	0.1	0.1
- Mr. Swapan Nath**	-	-	-	-	-	-	0.0	0.0	-	-	0.0	0.0
- Mr. Abhinav Gupta**	-	-	-	-	-	-	0.1	0.1	-	-	0.1	0.1
- Mr. Naveet Jindal	-	-	-	-	-	-	0.6	0.1	-	-	0.6	0.1
- Mr. Pardeep K Markkanday	-	-	-	-	-	-	0.3	0.3	-	-	0.3	-
- Mr. Kavish Dhanda	-	-	-	-	-	-	0.0	0.0	-	-	0.0	0.0
- Mr. Kamal Gaba**	-	-	-	-	-	-	0.0	0.0	-	-	0.0	0.0
- Mr. Hari Krishan**	-	-	-	-	-	-	0.0	0.0	-	-	0.0	0.0
<b>Total</b>	<b>1,332.6</b>	<b>2,665.3</b>	-	-	-	-	<b>6.6</b>	<b>14.2</b>	-	-	<b>1,339.2</b>	<b>2,679.5</b>
<b>Issue of compulsorily convertible debentures by subsidiary company (refer note 58)</b>												
- Mr. Rajinder Gupta	-	-	-	-	-	-	-	161.1	-	-	-	161.1
- Mr. Abhishek Gupta	-	-	-	-	-	-	-	8.0	-	-	-	8.0
<b>Total</b>	-	-	-	-	-	-	-	<b>169.1</b>	-	-	-	<b>169.1</b>
<b>Interest on compulsorily convertible debentures issued by subsidiary company</b>												
- Mr. Rajinder Gupta	-	-	-	-	-	-	14.5	2.9	-	-	14.5	2.9
- Mr. Abhishek Gupta	-	-	-	-	-	-	0.7	0.2	-	-	0.7	0.2
<b>Total</b>	-	-	-	-	-	-	<b>15.2</b>	<b>3.1</b>	-	-	<b>15.2</b>	<b>3.1</b>
<b>Corporate social responsibility expenses</b>												
- Trident Institute of Social Sciences	-	-	81.3	12.1	-	-	-	-	-	-	81.3	12.1

# Notes to Consolidated Ind AS Financial Statements

as at and for the year ended March 31, 2023  
 (All amounts in Rs. Million, unless otherwise stated)

## NOTE 39 - RELATED PARTY DISCLOSURES (Contd..)

Particulars	Enterprise that controls the Company/has significant influence over the Company		Enterprises that are under common control		Enterprises on which Company exercises significant influence		"Trustee of the enterprise that exercises control over the Company, Directors, Key management personnel and their relatives/Enterprises where KMP/ Director have control"		Post employment benefit plan		Total	
	March 31, 2023	March 31, 2022	March 31, 2023	March 31, 2022	March 31, 2023	March 31, 2022	March 31, 2023	March 31, 2022	March 31, 2023	March 31, 2022	March 31, 2023	March 31, 2022
- Trident Foundation	-	-	-	-	-	-	9.8	18.6	-	-	9.8	18.6
<b>Total</b>	-	-	<b>81.3</b>	<b>12.1</b>	-	-	<b>9.8</b>	<b>18.6</b>	-	-	<b>91.1</b>	<b>30.7</b>
<b>Charity and donation</b>												
- Trident Foundation	-	-	-	-	-	-	-	16.7	-	-	-	16.7
<b>Total</b>	-	-	-	-	-	-	-	<b>16.7</b>	-	-	-	<b>16.7</b>
<b>Investment in associate recognised (written off in earlier years)</b>												
- Trident Global Inc.	-	-	-	-	-	-	-	1.1	-	-	-	1.1
<b>Total</b>	-	-	-	-	-	-	-	<b>1.1</b>	-	-	-	<b>1.1</b>

\* included in legal and professional expenses in Note 31

\*\* dividend paid is less than Rs 0.1 million, accordingly appearing as Nil.

# Notes to Consolidated Ind AS Financial Statements

as at and for the year ended March 31, 2023  
 (All amounts in Rs. Million, unless otherwise stated)

## NOTE 39 - RELATED PARTY DISCLOSURES (Contd..)

F. Details of Balances outstanding as at year end

Particulars	Enterprise that controls the Company/has significant influence over the Company		Enterprises that are under common control		Enterprises on which Company exercises significant influence		"Trustee of the enterprise that exercises control over the Company, Directors, Key management personnel and their relatives/Enterprises where KMP/ Director have control"		Post employment benefit plan		Total	
	March 31, 2023	March 31, 2022	March 31, 2023	March 31, 2022	March 31, 2023	March 31, 2022	March 31, 2023	March 31, 2022	March 31, 2023	March 31, 2022	March 31, 2023	March 31, 2022
<b>Trade receivables</b>												
- Trident Global Inc.	-	-	-	-	294.1	-	-	-	-	-	-	294.1
<b>Total</b>	-	-	-	-	<b>294.1</b>	-	-	-	-	-	-	<b>294.1</b>
<b>Lease liabilities (at amortised cost)</b>												
- Madhuraj Foundation	69.9	84.2	-	-	-	-	-	-	-	-	69.9	84.2
- Lotus Global Foundation	-	-	-	-	-	101.0	-	101.8	-	-	101.0	101.8
<b>Total</b>	<b>69.9</b>	<b>84.2</b>	-	-	-	<b>101.0</b>	-	<b>101.8</b>	-	-	<b>170.9</b>	<b>186.0</b>
<b>Trade payables</b>												
- Madhuraj foundation	3.8	-	-	-	-	-	-	-	-	-	3.8	-
- Trident Group Limited	5.6	13.8	-	-	-	-	-	-	-	-	5.6	13.8
- Punjab Cricket Association	-	-	-	-	-	-	10.9	-	-	-	-	10.9
- Technum Opus Private Limited	-	-	-	-	-	6.6	-	-	-	-	6.6	-
- Mintleaf People Connect Limited	-	-	23.0	-	-	-	-	-	-	-	23.0	-
<b>Total</b>	<b>9.4</b>	<b>13.8</b>	<b>23.0</b>	-	-	<b>6.6</b>	-	<b>10.9</b>	-	-	<b>39.0</b>	<b>24.7</b>
<b>Other payables</b>												
- Trident Trust	-	-	-	-	-	-	-	-	46.1	52.0	46.1	52.0
- Trident Institute of Social Sciences	-	-	0.5	-	-	-	-	-	-	0.5	-	-
<b>Total</b>	-	-	<b>0.5</b>	-	-	-	-	-	<b>46.1</b>	<b>52.0</b>	<b>46.6</b>	<b>52.0</b>
<b>Other receivables</b>												
- Madhuraj Foundation	0.8	-	-	-	-	-	-	-	-	-	0.8	-
- Trident Group Limited	1.5	0.4	-	-	-	-	-	-	-	-	1.5	0.4
- Trident Institute of Social Sciences	-	-	1.2	1.4	-	-	-	-	-	-	1.2	1.4
<b>Total</b>	<b>2.3</b>	<b>0.4</b>	<b>1.2</b>	<b>1.4</b>	-	-	-	-	-	-	<b>3.5</b>	<b>1.8</b>
<b>Other recoverable</b>												
- Trident Trust	-	-	-	-	-	-	-	-	360.0	-	360.0	-
<b>Total</b>	-	-	-	-	-	-	-	-	<b>360.0</b>	-	<b>360.0</b>	-
<b>Payable to employees</b>												

# Notes to Consolidated Ind AS Financial Statements

as at and for the year ended March 31, 2023  
 (All amounts in Rs. Million, unless otherwise stated)

## NOTE 39 - RELATED PARTY DISCLOSURES (Contd..)

Particulars	Enterprise that controls the Company/has significant influence over the Company		Enterprises that are under common control		Enterprises on which Company exercises significant influence		"Trustee of the enterprise that exercises control over the Company, Directors, Key management personnel and their relatives/Enterprises where KMP/ Director have control"		Post employment benefit plan		Total	
	March 31, 2023	March 31, 2022	March 31, 2023	March 31, 2022	March 31, 2023	March 31, 2022	March 31, 2023	March 31, 2022	March 31, 2023	March 31, 2022	March 31, 2023	March 31, 2022
- Mr. Deepak Nanda	-	-	-	-	-	1.1	-	1.1	-	-	1.1	1.1
- Mr. Abhishek Gupta	-	-	-	-	-	1.0	-	1.0	-	-	1.0	1.0
- Ms. Madhu Gupta	-	-	-	-	-	0.7	-	0.7	-	-	0.7	0.7
- Ms. Gayatri Gupta	-	-	-	-	-	0.3	-	0.3	-	-	0.3	0.3
- Mr. Abhinav Gupta	-	-	-	-	-	-	-	0.6	-	-	0.6	0.6
- Mr. Naveet Jindal	-	-	-	-	-	0.6	-	0.6	-	-	0.6	0.6
- Mr. Kamal Gaba	-	-	-	-	-	1.1	-	1.0	-	-	1.1	1.0
- Mr. Kavish Dhanda	-	-	-	-	-	0.3	-	0.3	-	-	0.3	0.3
- Mr. Pardeep Kumar Markanday	-	-	-	-	-	0.2	-	0.2	-	-	0.2	0.2
- Mr. Hari Krishan	-	-	-	-	-	0.2	-	0.2	-	-	0.2	0.2
- Mr. Swapnan Nath	-	-	-	-	-	0.7	-	1.1	-	-	0.7	1.1
- Ms. Shreya Markanday	-	-	-	-	-	0.1	-	0.1	-	-	0.1	0.1
- Mr. Avneesh Barua	-	-	-	-	-	0.3	-	0.3	-	-	0.3	0.3
<b>Total</b>	-	-	-	-	-	<b>6.6</b>	-	<b>6.7</b>	-	-	<b>6.6</b>	<b>6.7</b>
<b>Advances to employees (imprest)</b>												
- Mr. Deepak Nanda	-	-	-	-	-	-	-	-	-	-	-	0.4
- Ms. Gayatri Gupta*	-	-	-	-	-	0.0	-	0.4	-	-	0.0	0.4
- Mr. Abhishek Gupta	-	-	-	-	-	0.0	-	0.4	-	-	0.0	0.4
- Mr. Kavish Dhanda*	-	-	-	-	-	1.3	-	1.3	-	-	1.3	1.3
- Mr. Kamal Gaba	-	-	-	-	-	0.2	-	1.7	-	-	0.2	1.7
- Mr. Swapnan Nath	-	-	-	-	-	0.1	-	0.1	-	-	0.1	0.1
- Mr. Pardeep Kumar Markanday	-	-	-	-	-	0.0	-	0.0	-	-	0.0	0.0
- Mr. Avneesh Barua*	-	-	-	-	-	<b>1.6</b>	-	<b>2.5</b>	-	-	<b>1.6</b>	<b>2.5</b>
<b>Total</b>	-	-	-	-	-	<b>1.6</b>	-	<b>2.5</b>	-	-	<b>1.6</b>	<b>2.5</b>
<b>Equity component of compulsorily convertible debentures (refer note 58)</b>												
- Mr. Rajinder Gupta	-	-	-	-	-	-	-	161.1	-	-	161.1	161.1

# Notes to Consolidated Ind AS Financial Statements

as at and for the year ended March 31, 2023  
 (All amounts in Rs. Million, unless otherwise stated)

## NOTE 39 - RELATED PARTY DISCLOSURES (Contd..)

Particulars	Enterprise that controls the Company/has significant influence over the Company		Enterprises that are under common control		Enterprises on which Company exercises significant influence		"Trustee of the enterprise that exercises control over the Company, Directors, Key management personnel and their relatives/Enterprises where KMP/ Director have control"		Post employment benefit plan		Total	
	March 31, 2023	March 31, 2022	March 31, 2023	March 31, 2022	March 31, 2023	March 31, 2022	March 31, 2023	March 31, 2022	March 31, 2023	March 31, 2022	March 31, 2023	March 31, 2022
- Mr. Abhishek Gupta	-	-	-	-	-	-	8.0	8.0	-	-	8.0	8.0
<b>Total</b>	-	-	-	-	-	-	<b>169.1</b>	<b>169.1</b>	-	-	<b>169.1</b>	<b>169.1</b>
<b>Interest accrued but not due on compulsorily convertible debentures</b>												
- Mr. Rajinder Gupta	-	-	-	-	-	-	3.2	-	-	-	3.2	-
<b>Total</b>	-	-	-	-	-	-	<b>3.2</b>	-	-	-	<b>3.2</b>	-
<b>Commission payable</b>												
- Mr. Rajinder Gupta	-	-	-	-	-	-	-	66.3	-	-	-	66.3
- Ms. Usha Sangwan	-	-	-	-	-	-	4.5	4.0	-	-	4.5	4.0
- Mr. Dinesh Kumar Mittal	-	-	-	-	-	-	4.5	4.5	-	-	4.5	4.5
- Mr. Rajeev Ahuja	-	-	-	-	-	-	2.9	-	-	-	2.9	-
- Mr. Rajiv Dewan	-	-	-	-	-	-	4.5	-	-	-	4.5	-
- Mr. Anthony De Sa	-	-	-	-	-	-	4.5	-	-	-	4.5	-
- Mr. Raj Kamal	-	-	-	-	-	-	2.9	-	-	-	2.9	-
<b>Total</b>	-	-	-	-	-	-	<b>23.8</b>	<b>74.8</b>	-	-	<b>23.8</b>	<b>74.8</b>
<b>Consultancy fees payable</b>												
- Mr. Rajinder Gupta	-	-	-	-	-	-	55.0	-	-	-	55.0	-
- Mr. Kapil Ghorse	-	-	-	-	-	-	0.8	-	-	-	0.8	-
<b>Total</b>	-	-	-	-	-	-	<b>55.8</b>	-	-	-	<b>55.8</b>	-

\* Balance is less than Rs 0.1 million, accordingly appearing as Nil.

## Notes to Consolidated Ind AS Financial Statements

as at and for the year ended March 31, 2023  
 (All amounts in Rs. Million, unless otherwise stated)

### NOTE 40 - SEGMENT INFORMATION

#### I Segment accounting policies:

##### a. Product and Services from which reportable segment derive their revenues (Primary Business Segments)

Upto the previous year, the Group had identified two business segments namely Textiles (Yarn, Towel, Bedsheets) and Paper and chemicals. During the current year, the Board of Directors has reviewed the Textiles Segment and considering the nature and class of product included therein, has decided to present Yarn, Towel and Bedsheets as three separate business segments instead of one Textiles business segment on the basis that such segmentation would be more useful to users of the Group's financial statements in terms of the requirements of Ind AS 108.

Accordingly, due to change in composition of reportable segments, as stated above, the corresponding items of segment information for previous year has been restated and presented in these consolidated Ind AS financial statements.. The Group has identified the following business segments which comprises of:

- Yarn
- Towel
- Bedsheets
- Paper and Chemical

##### b. Geographical segments (Secondary Business Segments)

The geographical segments considered and reviewed by Chief Operating Decision Maker for disclosure are based on markets, broadly as under:

- India
- USA
- Rest of the world

##### c. Segment accounting policies

Segment accounting policies: In addition to the significant accounting policies applicable to the business segment as set out in note 2, the accounting policies in relation to segment accounting are as under:

##### i. Segment assets and liabilities:

Segment assets include all operating assets used by a segment and consist principally of cash, debtors, inventories, right of use assets and Property, Plant and Equipment including capital work in progress, net of allowances and provisions, which are reported as direct offset in the balance sheet. Segment liabilities include all operating liabilities and consist principally of creditors and accrued liabilities.

##### ii. Segment revenue and expenses:

Joint revenue and expenses of segments are allocated amongst them on reasonable basis. All other segment revenue and expenses are directly attributable to the segments.

##### iii. Inter segment sales:

Inter segment sales are accounted for at cost plus appropriate margin (transfer price) and are eliminated in consolidation.

##### iv. Segment results :

Segment results represent the profit before tax earned by each segment without allocation of central administration costs, other non operating income as well as finance costs. Operating profit amounts are evaluated regularly by the Chief Operating Decision Maker in deciding how to allocate resources and in assessing performance.

# Notes to Consolidated Ind AS Financial Statements

as at and for the year ended March 31, 2023  
 (All amounts in Rs. Million, unless otherwise stated)

## NOTE 40 - SEGMENT INFORMATION (Contd..)

### II Detail of Primary Business Segments and its reconciliation with Financial Statements:

Particulars	Yarn		Towel		Bedsheets		Paper & Chemicals		Unallocable		Elimination		Total	
	March 31, 2023	March 31, 2022	March 31, 2023	March 31, 2022	March 31, 2023	March 31, 2022	March 31, 2023	March 31, 2022	March 31, 2023	March 31, 2022	March 31, 2023	March 31, 2022	March 31, 2023	March 31, 2022
<b>1 Segment revenue</b>														
- External sales	15,239.2	19,608.2	24,539.4	28,310.8	10,112.2	12,260.3	13,431.8	9,797.3	-	-	-	-	63,322.6	69,976.6
- Inter segment Sales	16,581.0	21,456.9	255.0	169.8	6.4	122.0	6.6	6.4	-	-	(16,849.0)	(21,755.1)	-	-
- Interest income	-	-	-	-	-	-	-	-	170.5	76.0	-	-	170.5	76.0
- Other income	26.3	45.0	33.5	43.2	7.9	12.1	(1.4)	21.0	6.8	28.4	-	-	73.1	149.7
<b>Total revenue</b>	<b>31,846.5</b>	<b>41,110.1</b>	<b>24,827.9</b>	<b>28,523.8</b>	<b>10,126.5</b>	<b>12,394.4</b>	<b>13,437.0</b>	<b>9,824.7</b>	<b>177.3</b>	<b>104.4</b>	<b>(16,849.0)</b>	<b>(21,755.1)</b>	<b>63,566.2</b>	<b>70,202.3</b>
<b>2 Segment results</b>														
Unallocated corporate expenses (net of unallocated income)	2,136.9	10,551.6	745.2	484.1	609.8	152.5	4,104.6	2,380.1	-	-	-	-	7,596.5	13,568.3
Finance costs	-	-	-	-	-	-	-	-	(1,013.5)	(1,547.4)	-	-	(1,013.5)	(1,547.4)
Share of Profit of associate	-	-	-	-	-	-	-	-	(796.2)	(862.3)	-	-	(796.2)	(862.3)
Tax expenses	-	-	-	-	-	-	-	-	3.8	6.0	-	-	3.8	6.0
<b>Profit after tax</b>	-	-	-	-	-	-	-	-	(1,374.5)	(2,827.1)	-	-	(1,374.5)	(2,827.1)
<b>4 Segment Balance Sheet</b>														
a Segment assets	25,701.1	26,740.9	17,763.7	18,854.8	7,284.9	6,409.6	8,476.2	6,395.0	9,061.5	6,491.0	-	-	59,225.9	58,400.3
Unallocated corporate assets	-	-	-	-	-	-	-	-	9,061.5	6,491.0	-	-	9,061.5	6,491.0
<b>Total assets</b>	<b>25,701.1</b>	<b>26,740.9</b>	<b>17,763.7</b>	<b>18,854.8</b>	<b>7,284.9</b>	<b>6,409.6</b>	<b>8,476.2</b>	<b>6,395.0</b>	<b>9,061.5</b>	<b>6,491.0</b>	-	-	<b>68,287.4</b>	<b>64,891.3</b>
b Segment liabilities	3,853.7	2,109.7	2,151.6	2,291.6	1,041.8	945.8	1,287.9	1,336.3	-	-	-	-	8,335.0	6,683.4
Unallocated corporate liabilities	-	-	-	-	-	-	-	-	4,254.5	4,044.9	-	-	4,254.5	4,044.9
Long term borrowings	-	-	-	-	-	-	-	-	8,221.9	3,576.9	-	-	8,221.9	3,576.9
(including current maturities)	-	-	-	-	-	-	-	-	-	-	-	-	-	-
Interest accrued but not due on borrowings	-	-	-	-	-	-	-	-	15.3	10.0	-	-	15.3	10.0
Short term borrowings	-	-	-	-	-	-	-	-	5,519.2	12,129.3	-	-	5,519.2	12,129.3
<b>Total liabilities</b>	<b>3,853.7</b>	<b>2,109.7</b>	<b>2,151.6</b>	<b>2,291.6</b>	<b>1,041.8</b>	<b>945.8</b>	<b>1,287.9</b>	<b>1,336.3</b>	<b>18,010.9</b>	<b>19,761.1</b>	-	-	<b>26,345.9</b>	<b>26,444.5</b>
<b>5 Other disclosures</b>														
Capital expenditure	3,648.3	1,675.0	992.1	240.7	1,877.1	278.3	1,816.3	1,034.7	272.7	217.3	-	-	8,606.4	3,445.9
Depreciation and amortizations expense	1,040.8	1,242.7	1,082.9	1,075.8	612.3	673.4	191.3	152.8	200.4	183.2	-	-	3,127.7	3,328.0
<b>Material non cash items other than depreciation and amortization expense:</b>														
- Foreign exchange (gain)/loss on derivative financial instruments carried at Fair value through profit and loss	(3.2)	3.0	(2.6)	-	(2.2)	-	0.3	-	-	-	-	-	(7.7)	3.0
- Foreign exchange (gain)/loss on derivative financial instruments carried at Fair value through other comprehensive income	(2.1)	-	23.5	119.9	(7.5)	-	-	-	-	-	-	-	13.9	119.9

# Notes to Consolidated Ind AS Financial Statements

as at and for the year ended March 31, 2023  
 (All amounts in Rs. Million, unless otherwise stated)

## NOTE 40 - SEGMENT INFORMATION (Contd..)

### II Detail of Primary Business Segments and its reconciliation with Financial Statements:

Particulars	Yarn		Towel		Bedsheets		Paper & Chemicals		Unallocable		Elimination		Total	
	March 31, 2023	March 31, 2022	March 31, 2023	March 31, 2022	March 31, 2023	March 31, 2022	March 31, 2023	March 31, 2022	March 31, 2023	March 31, 2022	March 31, 2023	March 31, 2022	March 31, 2023	March 31, 2022
- Net (gain)/loss on financial assets measured at Fair value through profit and loss	-	-	-	-	-	-	-	-	2.8	(0.7)	-	-	2.8	(0.7)
Investment in associate recognised (written off in earlier years)	-	-	-	-	-	-	-	-	-	(1.1)	-	-	-	(1.1)
- Liabilities/ sundry credit balances no longer required (written back)/irrecoverable balances written off (net)	(1.2)	6.9	11.8	116.7	-	(9.5)	(7.1)	0.6	0.2	5.1	-	-	3.7	119.8
- Expected credit loss allowance on trade receivables and financial assets	-	0.1	-	3.7	-	1.7	-	-	-	-	-	-	-	5.5

### III Details of secondary segment - geographical :

Particulars	For the year ended March 31, 2023		For the year ended March 31, 2022	
	March 31, 2023	March 31, 2022	March 31, 2023	March 31, 2022
<b>Revenue from external customer in:</b>				
India	28,144.4	22,555.0	28,144.4	22,555.0
USA	22,741.5	29,003.4	22,741.5	29,003.4
Rest of the world	12,436.7	18,418.2	12,436.7	18,418.2
<b>Total Sales</b>	<b>63,322.6</b>	<b>69,976.6</b>	<b>63,322.6</b>	<b>69,976.6</b>
<b>Non-current assets located in:*</b>				
India	47,374.5	39,294.2	47,374.5	39,294.2
USA	377.8	9.7	377.8	9.7
Rest of the world	76.6	80.3	76.6	80.3
<b>Total non-current assets</b>	<b>47,828.9</b>	<b>39,384.2</b>	<b>47,828.9</b>	<b>39,384.2</b>

\* Excludes investments amounting to Rs. 4.9 million (Previous year Rs. 18.1 million)



## Notes to Consolidated Ind AS Financial Statements

as at and for the year ended March 31, 2023

(All amounts in Rs. Million, unless otherwise stated)

### NOTE 41 - LEASES

The Group has lease contracts for various land, office premises, guest houses and factory premises (including plant and equipment). Leases of office premises, guest houses and factory premises (including plant and equipment) generally have lease terms ranging from 11 months to 20 years and leases of lands generally have lease terms between 30-99 years. The Group's obligations under its leases are secured by the lessor's title to the leased assets. Generally, the Group is restricted from assigning and subleasing the leased assets. There are several lease contracts that include extension and termination options.

The Group also has certain leases of office premises and guest houses with lease terms of 12 months or less. The Group applies the 'short-term lease' recognition exemptions for these leases.

Set out below are the carrying amounts of right-of-use assets recognised and the movements during the year:

Particulars	Right of use assets			Total
	Land	Office premises and guest houses	Factory premises (including plant and equipment)	
<b>As at March 31, 2021</b>	332.9	171.8	31.9	536.6
Additions	-	-	61.5	61.5
Depreciation expense	(8.9)	(17.6)	(4.0)	(30.5)
<b>As at March 31, 2022</b>	<b>324.0</b>	<b>154.2</b>	<b>89.4</b>	<b>567.6</b>
Acquired on account of acquisition of subsidiary (refer note 59)	-	339.9	-	339.9
Foreign currency translation reserve	-	3.4	-	3.4
Additions	-	111.5	-	111.5
Depreciation expense	(8.9)	(45.7)	(10.1)	(64.7)
<b>As at March 31, 2023</b>	<b>315.1</b>	<b>563.3</b>	<b>79.3</b>	<b>957.7</b>

Set out below are the carrying amounts of lease liabilities and the movements during the year:

Particulars	As at March 31, 2023	As at March 31, 2022
<b>Opening Balance</b>	<b>260.8</b>	<b>267.4</b>
Acquired on account of acquisition of subsidiary (refer note 59)	342.9	-
Additions	107.4	-
Foreign currency translation reserve	2.9	-
Accretion of interest	30.1	23.3
Payments	(63.3)	(29.9)
<b>Closing Balance*</b>	<b>680.8</b>	<b>260.8</b>
Current lease liabilities	77.6	20.7
<b>Non current lease liabilities</b>	<b>603.2</b>	<b>240.1</b>

\*includes payable to related parties of Rs. 170.9 million (Previous year 186.0 million) (refer note 39)

Considering the lease term of the leases, the effective interest rate for lease liabilities is 9% and 2.5% in one of the foreign subsidiary Company.

The following are the amounts recognised in the Statement of Profit and Loss:

Particulars	As at March 31, 2023	As at March 31, 2022
Depreciation expense of right-of-use assets	64.7	30.5
Interest expense on lease liabilities	30.1	23.3
Expense relating to short-term leases (included in other expenses)	29.8	38.0
<b>Total amount recognised in the Statement of Profit and Loss</b>	<b>124.6</b>	<b>91.8</b>

For maturity analysis of lease liability, refer note 45 Financial risk management framework and policies under maturities of financial liabilities.

The Group had total cash outflows for leases of Rs. 93.1 million (previous year: Rs 67.9 million). There are no future cash outflows relating to leases that have not yet commenced.

## Notes to Consolidated Ind AS Financial Statements

as at and for the year ended March 31, 2023

(All amounts in Rs. Million, unless otherwise stated)

### NOTE 41 - LEASES (Contd..)

There are no leases having variable lease payments. The Group has not entered into any residual value contracts during the year. There are no sale and leaseback transactions during the year.

Extension and termination options are included in a number of leases. These are used to maximise operational flexibility in terms of managing the assets used in the Group's operations. The majority of extension and termination options held are exercisable only by the Company and not by the respective lessor.

Payments associated with short-term leases are recognised on a straight-line basis as an expense in the Statement of Profit and Loss. Short-term leases are leases with a lease term of 12 months or less. The Group did not have any leases impacted by Covid-19 related rent concession amendment.

### NOTE 42 -

#### (I) DETAILS OF LONG TERM BORROWINGS (INCLUDING CURRENT MATURITIES) AS AT MARCH 31, 2023

Breakup of long term borrowings as at March 31, 2023

Particulars	Non-current borrowings (refer note 16)	Current maturities of long term borrowings (refer note 18)	Total Long term borrowings
Term loans from banks (for details Refer (A) below)	7,796.7	181.0	7,977.7
Non convertible debentures (for details Refer (B) below)	250.0	-	250.0
Less: Unamortised borrowing costs	(4.2)	(1.6)	(5.8)
<b>Carrying value of term loans from banks and non convertible debentures</b>	<b>8,042.5</b>	<b>179.4</b>	<b>8,221.9</b>

#### A. Term loans from banks:

Sr. No.	Amount of loan outstanding as at March 31, 2023	Repayment details of loan outstanding as at March 31, 2023
1	392.8	4 quarterly installment of Rs. 7.8 million each, 4 quarterly installment of Rs. 9.1 million each, 3 quarterly installment of Rs. 10.4 million each, 1 quarterly installment of Rs. 20.6 million, 4 quarterly installment of Rs. 23.0 million each, 4 quarterly installment of Rs. 25.9 million each, 2 quarterly installment of Rs. 31.5 million each and balance of Rs. 14.8 million would be paid as last installment as per revised repayment schedule.
2	237.7	4 quarterly installment of Rs. 5.1 million each, 4 quarterly installment of Rs. 6.0 million each, 3 quarterly installment of Rs. 6.7 million each, 1 quarterly installment of Rs. 14.0 million, 4 quarterly installment of Rs. 15.0 million each, 4 quarterly installment of Rs. 16.8 million each, 1 quarterly installment of Rs. 20.7 million and balance of Rs. 11.3 million as per revised repayment schedule.
3	712.7	5 quarterly installment of Rs. 13.3 million each, 4 quarterly installment of Rs. 15.5 million each, 3 quarterly installment of Rs. 17.7 million each, 1 quarterly installment of Rs. 35.4 million, 4 quarterly installment of Rs. 39.2 million each, 4 quarterly installment of Rs. 44.2 million each, 1 quarterly installment of Rs. 53.9 million and 2 quarterly installment of Rs. 54.1 million each as per revised repayment schedule.
4	374.7	4 quarterly installment of Rs. 7.6 million each, 4 quarterly installment of Rs. 8.9 million each, 3 quarterly installment of Rs. 10.2 million each, 5 quarterly installment of Rs. 20.3 million, 4 quarterly installment of Rs. 22.5 million each, 3 quarterly installment of Rs. 25.3 million each and balance of Rs. 10.7 million as per revised repayment schedule.
5	690.7	1 quarterly installment of Rs. 10.0 million each, 8 quarterly installment of Rs. 12.0 million each, 4 quarterly installment of Rs. 14.0 million each, 3 quarterly installment of Rs. 16.0 million each, 1 quarterly installment of Rs. 32.0 million, 4 quarterly installment of Rs. 35.5 million each, 4 quarterly installment of Rs. 40.0 million each and 2 quarterly installment of Rs. 49.0 million each and balance of Rs 48.7 million as per revised repayment schedule

## Notes to Consolidated Ind AS Financial Statements

as at and for the year ended March 31, 2023

(All amounts in Rs. Million, unless otherwise stated)

### NOTE 42 - (Contd..)

Sr. No.	Amount of loan outstanding as at March 31, 2023	Repayment details of loan outstanding as at March 31, 2023
6	5,569.1	Partial loans have been disbursed against the total loan sanctioned taken from multiple banks and repayment of the loans would be made in 30 quarterly installments starting from June 2024 onwards.
<b>Total</b>	<b>7,977.7</b>	

#### B. Non-convertible debentures:

Sr. No.	Amount of Non convertible debentures outstanding as at	Repayment details of Non convertible debentures outstanding as at March 31, 2023
1	250.0	Payable in 4 equal installments of Rs. 62.5 million at the end of 18th, 24th, 30th and 36th month from date of allotment i.e. March 29, 2023.
<b>Total</b>	<b>250.0</b>	

### II. Details of long term borrowings (including current maturities) as at March 31, 2022

Particulars	Long term borrowings (refer note 16)	Current maturities of long term borrowings (refer note 18)	Total long term borrowings
Term loans from banks (for details Refer (A) below)	2,474.0	165.3	2,639.3
Non convertible debentures (for details Refer (B) below)	625.0	312.5	937.5
Vehicle loans from banks (for details Refer (C) below)	3.9	5.0	8.9
Less: Unamortised borrowing costs	(6.3)	(2.5)	(8.8)
<b>Carrying value of term loans from banks and Non convertible debentures</b>	<b>3,096.6</b>	<b>480.3</b>	<b>3,576.9</b>

#### A. Term loans from banks:

Sr. No.	Amount of loan outstanding as at March 31, 2022	Repayment details of loan outstanding as at March 31, 2022
1	424.1	8 quarterly installment of Rs. 7.8 million each, 4 quarterly installment of Rs. 9.1 million each, 3 quarterly installment of Rs. 10.4 million each, 1 quarterly installment of Rs. 20.6 million, 4 quarterly installment of Rs. 23.0 million each, 4 quarterly installment of Rs. 25.9 million each, 2 quarterly installment of Rs. 31.5 million each and balance of Rs. 14.9 million would be paid as last installment as per revised repayment schedule.
2	258.2	8 quarterly installment of Rs. 5.1 million each, 4 quarterly installment of Rs. 6.0 million each, 3 quarterly installment of Rs. 6.7 million each, 1 quarterly installment of Rs. 14.0 million, 4 quarterly installment of Rs. 15.0 million each, 4 quarterly installment of Rs. 16.8 million each, 1 quarterly installment of Rs. 20.7 million and balance of Rs. 11.4 million as per revised repayment schedule.
3	763.6	1 quarterly installment of Rs. 11.1 million, 8 quarterly installment of Rs. 13.3 million each, 4 quarterly installment of Rs. 15.5 million each, 3 quarterly installment of Rs. 17.7 million each, 1 quarterly installment of Rs. 35.4 million, 4 quarterly installment of Rs. 39.2 million each, 4 quarterly installment of Rs. 44.2 million each, 1 quarterly installment of Rs. 53.9 million and 2 quarterly installment of Rs. 54.1 million each as per revised repayment schedule.

## Notes to Consolidated Ind AS Financial Statements

as at and for the year ended March 31, 2023

(All amounts in Rs. Million, unless otherwise stated)

Sr. No.	Amount of loan outstanding as at March 31, 2022	Repayment details of loan outstanding as at March 31, 2022
4	408.0	8 quarterly installment of Rs. 10.5 million each, 4 quarterly installment of Rs. 12.2 million each, 3 quarterly installment of Rs. 14.0 million each, 1 quarterly installment of Rs. 27.9 million, 4 quarterly installment of Rs. 31.0 million each, 2 quarterly installment of Rs. 34.9 million each and balance of Rs. 11.5 million as per revised repayment schedule.
5	710.7	3 quarterly installment of Rs. 10.3 million each, 8 quarterly installment of Rs. 12.4 million each, 4 quarterly installment of Rs. 14.3 million each, 3 quarterly installment of Rs. 16.3 million each, 1 quarterly installment of Rs. 33.0 million, 4 quarterly installment of Rs. 36.5 million each, 4 quarterly installment of Rs. 41.0 million each and 2 quarterly installment of Rs. 50.1 million each and balance of Rs. 31.3 million as per revised repayment schedule
6	62.7	Partial loan have been disbursed against the total loan sanctioned. The repayment of the loan would be made in 30 quarterly installments starting from June 2024 onwards.
7	12.0	Partial loan have been disbursed against the total loan sanctioned. The repayment of the loan would be made in 30 quarterly installments starting from June 2024 onwards.
	<b>2,639.3</b>	

#### B. Non-convertible debentures:

Sr. No.	Amount of Non convertible debentures outstanding as at March 31, 2022	Repayment details of Non convertible debentures outstanding as at March 31, 2022
1	937.5	Payable in 3 equal installments of Rs. 312.5 million at the end of 27th, 36th and 48th month from date of allotment i.e. November 03, 2020.
	<b>937.5</b>	

#### C. Vehicle loans from banks

Vehicle loans are repayable in equal monthly instalments.

### NOTE 43 -EMPLOYEES' STOCK OPTION PLANS

The Board of Directors and the Shareholders of the Parent Company have approved a Scheme called as "Trident Limited Employee Stock Options Scheme - 2020 ("ESOS Scheme") and "Trident Limited Employee Stock Purchase Scheme - 2020" ("ESPS Scheme") in their meeting held on July 9, 2020 and May 16, 2020 respectively. Pursuant to the ESOS Scheme, the Parent Company has constituted Trident Limited Employees Welfare Trust ("Trust") to acquire, hold and allocate/transfer equity shares of the Parent Company to eligible employees (as defined in the ESOS and ESPS scheme) from time to time on the terms and conditions specified under the ESOS Scheme and ESPS Scheme.

The said trust had purchased, during the financial year 2020-21, Parent Company's equity shares aggregated to 100,000,000 equity shares from the secondary open market at cost of Rs. 7.50 per share for which the Company had given loan to trust amounting to Rs. 751.0 million. The financial statements of the Trust have been included in the consolidated Ind AS financial statements of the Group in accordance with the requirements of Ind AS and cost of such treasury shares has been presented as a deduction in other equity. Such number of equity shares (which are lying with trust) have been reduced while computing basic and diluted earnings per share.

#### (A) Trident Employees Stock Options Scheme, 2020

The Parent Company had granted 66,00,000 stock options under the ESOS Scheme on November 12, 2022. Each option granted and vested under the Scheme shall entitle to the holder to acquire 1 equity share of Re. 1 each.

In respect of options granted under the Employees' Stock Option Scheme, 2020, the details of options outstanding are as under:

# Notes to Consolidated Ind AS Financial Statements

as at and for the year ended March 31, 2023

(All amounts in Rs. Million, unless otherwise stated)

## NOTE 43 -EMPLOYEES' STOCK OPTION PLANS (Contd..)

Particulars	Details
ESOP grant date	November 12, 2022
Exercise period under the ESOS	Exercisable within 4 years from date of respective vesting
Exercise price	Rs. 16.50
<b>VESTING PERIOD UNDER ESOS</b>	
End of first year	10%
End of second year	20%
End of third year	30%
End of fourth year	40%
Fair value of grant date	
End of first year	24.4
End of second year	25.0
End of third year	25.7
End of fourth year	26.2
Total number of options granted	66,00,000
Total number of options accepted	15,98,500
Options lapsed due to resignation/non acceptance	50,01,500
Options exercised	Not applicable since shares have not vested as yet.
Options lapsed because of ending of exercise period	Not applicable since shares have not vested as yet.
<b>Balance</b>	<b>15,98,500</b>
Share based payment expense (Rs. in million)	6.1

## (B) Trident Limited Employee Stock Purchase Scheme – 2020

The following share based payment arrangements are granted and exercised during the year:

Tranches	Number of Shares	Grant Date	Expiry Date	Exercise price (₹)	Fair Value of grant date	Share based payment expense (Rupees in million)
Tranche 1	11,56,999	19-04-2022	Refer note 1 below	20.0	55.74	41.4
Tranche 2	3,80,200	12-05-2022	Refer note 1 below	20.0	55.98	13.7
Tranche 3	74,41,131	12-11-2022	Refer note 1 below	16.5	38.49	163.6
<b>Total</b>	<b>89,78,330</b>					<b>218.7</b>

The following share based payment arrangements are granted and exercised during the previous year:

Tranches	Number of Shares	Grant Date	Expiry Date	Exercise price (₹)	Fair Value of grant Date	Share based payment expense* (Rupees in million)
Tranche 1	21,53,897	31-07-2021	Refer note 1 below	7.5	20.24	27.4
Tranche 2	51,04,223	21-10-2021	Refer note 1 below	21.0	38.45	89.0
Tranche 3	1,02,400	21-10-2021	Refer note 1 below	12.0	38.45	2.7
Tranche 4	14,15,303	22-11-2021	Refer note 1 below	28.0	41.91	19.7
Tranche 5	27,500	22-11-2021	Refer note 1 below	18.0	41.91	0.7
<b>Total</b>	<b>88,03,323</b>					<b>139.5</b>

Note 1: The exercise period shall be 30 days from the date of offer. Failure to comply within this time period results in lapsing of offer in the hands of Offeree

\* includes recovery of Rs 2.6 million (Previous year Nil) from related parties (refer note 39).

# Notes to Consolidated Ind AS Financial Statements

as at and for the year ended March 31, 2023

(All amounts in Rs. Million, unless otherwise stated)

## NOTE 43 -EMPLOYEES' STOCK OPTION PLANS (Contd..)

Movements in ESPS during the year

Particulars	2022-23	2021-22
	Number of ESPS	Number of ESPS
Balance at beginning of year	-	-
Acceptance during the year	89,78,330	92,02,749
Number of shares against which amount refunded	-	(3,99,426)
Granted during the year	89,78,330	88,03,323
Exercised during the year	89,78,330	88,03,323
Balance at the end of year	-	-

Based on various judicial pronouncements and opinion obtained by the Group from experts, the Parent Company has taken allowance of share based payment expense while computing income tax provision for the current year.

During the current year, nomination and remuneration committee ("NRC") has approved the winding-up of Trident Limited Employee Stock Purchase Scheme – 2020 and approved the excess monies or shares remaining with the Trust after meeting all the obligations, if any, to be utilised for repayment of loan to Trident Limited. Accordingly, during the current year, Trust has sold 18,293,707 shares and proceeds from transfer of shares has been utilised for the repayment of loan to the Parent Company.

Based on approval of NRC, for remaining 62,328,640 Equity Shares, the Parent Company is seeking approval of shareholders of the Parent Company for implementation of Trident Limited General Employee Benefits Scheme – 2023 by transferring remaining shares from Trident Limited Employee Stock Purchase Scheme – 2020 to Trident Limited General Employee Benefits Scheme – 2023. The Parent Company has also obtained expert opinion on compliance in this regard.

## NOTE 44 (a) - CURRENT TAX AND DEFERRED TAX

### (i) Income tax expense recognised in the Statement of Profit and Loss

Particulars	For the year ended 31 March 2023	For the year ended 31 March 2022
<b>(A) Current Tax:</b>		
- in respect of current year	1,397.9	2,986.9
- in respect of earlier years	(7.7)	(2.7)
<b>Total (A)</b>	<b>1,390.2</b>	<b>2,984.2</b>
<b>(B) Deferred Tax:</b>		
- in respect of current year	13.6	(160.3)
- in respect of earlier year	(29.3)	3.2
<b>Total (B)</b>	<b>(15.7)</b>	<b>(157.1)</b>
<b>Total income tax expense (A+B)</b>	<b>1,374.5</b>	<b>2,827.1</b>

### (ii) Income tax recognised in other comprehensive income

Particulars	For the year ended 31 March 2023	For the year ended 31 March 2022
<b>Current tax relating to items recognised in other comprehensive income during the year on:</b>		
- Remeasurement loss/(gain) of defined benefit obligations	(21.9)	-
<b>Total current tax (charge) recognised in other comprehensive income</b>	<b>(21.9)</b>	<b>-</b>
<b>Deferred tax related to items recognised in other comprehensive income during the year:</b>		
- Remeasurement loss/(gain) of defined benefit obligations	-	(18.3)
- Effective portion of cash flow hedge reserve and foreign currency translation reserve	3.2	30.2

## Notes to Consolidated Ind AS Financial Statements

as at and for the year ended March 31, 2023

(All amounts in Rs. Million, unless otherwise stated)

### NOTE 44 (a) - CURRENT TAX AND DEFERRED TAX (Contd..)

Particulars	For the year ended 31 March 2023	For the year ended 31 March 2022
<b>Total deferred tax credit / (charge) recognised in other comprehensive income</b>	<b>3.2</b>	<b>11.9</b>
<b>Total tax credit / (charge) recognised in other comprehensive income</b>	<b>3.2</b>	<b>11.9</b>
Classification of income tax recognised in other comprehensive income		
- Income taxes related to items that will not be reclassified to profit or loss	(21.9)	(18.3)
- Income taxes related to items that will be reclassified to profit or loss	3.2	30.2
<b>Total</b>	<b>(18.7)</b>	<b>11.9</b>

### (iii) Reconciliation of income tax expense and the accounting profit multiplied by applicable tax rate:

Particulars	For the year ended 31 March 2023	For the year ended 31 March 2022
<b>Profit before tax as per the Statement of Profit and Loss</b>	<b>5,790.6</b>	<b>11,164.6</b>
Loss/(gain) of subsidiaries	10.0	(6.0)
Share of profit of associate	(3.8)	(6.0)
	<b>5,796.8</b>	<b>11,152.6</b>
Income tax expense calculated at 25.168%	1,414.7	2,806.9
Income tax expense calculated at 21%	36.9	-
Add: Income tax impact on disallowances of items of permanent nature	0.9	36.9
Add: Income tax for earlier years recognised in the Statement of Profit and Loss	(37.0)	0.5
Add: Impact of income tax on dividend income received by Trident Employee Welfare Trust	-	25.6
Less: lower tax due to brought forward losses in subsidiaries	(3.6)	-
Less: Income tax impact on change of indexed cost of acquisition on fair valuation gain of land	(37.5)	(42.8)
<b>Income tax as per (i) above</b>	<b>1,374.5</b>	<b>2,827.1</b>

### NOTE 44 (b) - MOVEMENT IN DEFERRED TAX BALANCES

Particulars	As at March 31, 2022	Recognised in statement of Profit and Loss	Recognised in other comprehensive income	As at March 31, 2023
<b>Tax effect of items constituting deferred tax liabilities</b>				
Property, plant and equipment and intangible assets	3,056.5	(49.7)	-	3,006.8
Financial assets at fair value through Statement of Profit and Loss	0.4	-	-	0.4
Right of use assets	57.9	0.6	-	58.5
Provision for employee benefits - gratuity	28.1	(1.0)	-	27.1
Income not accrued in the books of subsidiaries	-	18.0	-	18.0
Others - cash flow hedge and foreign exchange translation reserve	22.0	-	(3.2)	18.8
	<b>3,164.9</b>	<b>(32.1)</b>	<b>(3.2)</b>	<b>3,129.6</b>
<b>Tax effect of items constituting deferred tax assets</b>				
Provision for employee benefits - bonus and leave benefits	54.1	(22.6)	-	31.5
Unrealised profit on share of subsidiary of the Group	4.1	-	-	4.1
Lease liability	63.5	5.3	-	68.8
Expected credit loss allowance	2.3	(0.1)	-	2.2

## Notes to Consolidated Ind AS Financial Statements

as at and for the year ended March 31, 2023

(All amounts in Rs. Million, unless otherwise stated)

### NOTE 44 (b) - MOVEMENT IN DEFERRED TAX BALANCES (Contd..)

Particulars	As at March 31, 2022	Recognised in Statement of Profit and Loss	Recognised in other comprehensive income	As at March 31, 2023
Others	6.5	1.0	-	7.5
	<b>130.5</b>	<b>(16.4)</b>	<b>-</b>	<b>114.1</b>
<b>Net deferred tax liabilities</b>	<b>3,034.4</b>	<b>(15.7)</b>	<b>(3.2)</b>	<b>3,015.6</b>

Particulars	As at March 31, 2021	Recognised in Statement of Profit and Loss	Recognised in other comprehensive income	As at March 31, 2022
<b>Tax effect of items constituting deferred tax liabilities</b>				
Property, plant and equipment and intangible assets	3,223.1	(166.6)	-	3,056.5
Financial assets at fair value through Statement of Profit and Loss	0.4	-	-	0.4
Provision for employee benefits - gratuity	3.8	6.0	18.3	28.1
Right of use assets	63.2	(5.3)	-	57.9
Others - cash flow hedge and foreign exchange translation reserve	52.2	-	(30.2)	22.0
	<b>3,342.7</b>	<b>(165.9)</b>	<b>(11.9)</b>	<b>3,164.9</b>
<b>Tax effect of items constituting deferred tax assets</b>				
Provision for employee benefits - bonus and leave benefits	57.7	(3.6)	-	54.1
Unrealised profit of subsidiary of the Group	3.9	0.2	-	4.1
Lease liability	66.3	(2.8)	-	63.5
Expected credit loss allowance	0.9	1.4	-	2.3
Others	10.5	(4.0)	-	6.5
	<b>139.3</b>	<b>(8.8)</b>	<b>-</b>	<b>130.5</b>
<b>Net deferred tax liabilities</b>	<b>3,203.4</b>	<b>(157.1)</b>	<b>(11.9)</b>	<b>3,034.4</b>

Particulars	As at March 31, 2023	As at March 31, 2022
Aggregate of net deferred tax assets jurisdictions	2.0	-
Aggregate of net deferred tax liabilities jurisdictions	3,017.6	3,034.4
<b>Net deferred tax liabilities</b>	<b>3,015.6</b>	<b>3,034.4</b>

### NOTE 45 - Financial Instruments

#### Capital management

For the purpose of Group's capital management, capital includes issued equity capital and all reserves attributable to equity holders of the Group.

The Group's capital management objectives are:

- to ensure the Group's ability to continue as a going concern
- to provide an adequate return to shareholders by pricing products and services commensurately with the level of risk.

The Group manages capital risk in order to maximize shareholders' profit by maintaining sound/optimal capital structure through monitoring of financial ratios, such as net debt-to-equity ratio on a monthly basis and implements capital structure improvement plan when necessary. There is no change in the overall capital risk management strategy of the Group compared to last year.

# Notes to Consolidated Ind AS Financial Statements

as at and for the year ended March 31, 2023

(All amounts in Rs. Million, unless otherwise stated)

## NOTE 45 - Financial Instruments (Contd..)

### Debt-to-equity ratio as of March 31, 2023 and March 31, 2022

Ratio	Numerator	Denominator	31-Mar-23	31-Mar-22
Debt- equity ratio	Total debt (excluding lease liabilities)	Total equity (excluding PPE fair valuation reserve and effective portion of cash flow hedge)	0.39	0.50

Fair Values and its categories:

Set out below, is a comparison by class of the carrying amounts and fair value of the Group's financial instruments:

	Carrying Value		Fair Value	
	As at March 31, 2023	As at March 31, 2022	As at March 31, 2023	As at March 31, 2022
<b>Financial assets</b>				
<b>Measured at fair value through profit or loss</b>				
Investments (refer note 4)*	4.9	11.0	4.9	11.0
Derivative financial instruments (refer note 12)	5.6	2.6	5.6	2.6
<b>Measured at amortised cost</b>				
Security deposits (refer note 5)	529.3	453.1	529.3	453.1
Bank deposits with remaining maturity more than 12 months (refer note 5)	1,850.0	-	1,850.0	-
Interest accrued on deposits (refer note 5)	26.5	-	26.5	-
<b>Measured at fair value through other comprehensive income</b>				
Derivative financial instruments (refer note 12)	81.3	98.7	81.3	98.7
<b>Financial liabilities</b>				
<b>Measured at amortised cost</b>				
Borrowings (Including current maturities) (refer note 16 and 18)	8,221.9	3,576.9	8,221.9	3,576.9
Payables on purchase of property, plant and equipment (refer note 17)	32.8	40.3	32.8	40.3
<b>Measured at fair value through profit or loss</b>				
Derivative financial instrument (refer note 20)	0.5	5.2	0.5	5.2
<b>Measured at fair value through other comprehensive income</b>				
Derivative financial instrument (refer note 20)	7.9	11.3	7.9	11.3

\* Investment in note 4 (a) represents investments in equity shares of associate which are carried at cost and hence were not required to be disclosed as per Ind AS 107 "Financial Instruments Disclosures". Hence, the same have been excluded from the above table.

The management assessed that fair value of trade receivables, cash and cash equivalents, other bank balances, other current financial assets (except derivative financial assets), short term borrowings, trade payables and other current financial liabilities (except derivative financial liabilities) approximate their carrying amounts largely due to short-term maturities of these instruments.

The fair value of the financial assets and liabilities is included at the amount at which the instrument could be exchanged in a current transaction between willing parties, other than in a forced or liquidation sale.

### Fair value hierarchy

The following table provides an analysis of financial instruments that are measured subsequent to initial recognition at fair value, grouped into Level 1 to Level 3, as described below

Level 1: Quoted prices in an active market: This level of hierarchy includes financial instruments that are measured by reference to quoted prices (unadjusted) in active markets for identical assets or liabilities.

Level 2: Valuation techniques for which the lowest level input that is significant to the fair value measurement is directly or indirectly observable. This level of hierarchy include Group's over-the-counter (OTC) derivative contracts and mutual funds.

Level 3: Valuation techniques for which the lowest level input that is significant to the fair value measurement is unobservable.

# Notes to Consolidated Ind AS Financial Statements

as at and for the year ended March 31, 2023

(All amounts in Rs. Million, unless otherwise stated)

## NOTE 45 - Financial Instruments (Contd..)

### A. Fair value hierarchy as at 31 March 2023

Particulars	As at March 31, 2023	Level 1	Level 2	Level 3	Valuation technique(s) and key input(s)
<b>Financial assets</b>					
- Investments in private equity fund (refer note 4)	3.7	-	3.7	-	NAV published in annual report of private equity fund.
- Investments in unquoted equity instruments * (refer note 4)	1.2	-	-	1.2	
- Derivatives instruments at fair value through profit or loss	5.6	-	5.6	-	Fair value of forward contracts is determined using forward exchange rates prevailing with authorised dealers dealing in foreign exchange
- Derivatives instruments at fair value through other comprehensive income	81.3	-	81.3	-	Fair value of forward contracts is determined using forward exchange rates prevailing with authorised dealers dealing in foreign exchange
<b>Financial Liabilities</b>					
- Derivatives instruments at fair value through profit or loss	0.5	-	0.5	-	Fair value of forward contracts is determined using forward exchange rates prevailing with authorised dealers dealing in foreign exchange
- Derivatives instruments at fair value through other comprehensive income	7.9	-	7.9	-	Fair value of forward contracts is determined using forward exchange rates prevailing with authorised dealers dealing in foreign exchange

There have been no transfers between Level 1, Level 2 and Level 3 during the year.

\* The fair value of these investments appearing under Level III approximates the carrying value and hence, the valuation technique and inputs with sensitivity analysis have not been given.

### A. Fair value hierarchy as at 31 March 2022

Particulars	As at March 31, 2022	Level 1	Level 2	Level 3	Valuation technique(s) and key input(s)
<b>Financial assets</b>					
- investments in private equity fund (refer note 4)	9.8	-	9.8	-	
- investments in unquoted equity instruments * (refer note 4)	1.2	-	-	1.2	NAV published in annual report of private equity fund.
- Derivatives instruments at fair value through profit or loss	2.6	-	2.6	-	Fair value of forward contracts is determined using forward exchange rates prevailing with authorised dealers dealing in foreign exchange
- Derivatives instruments at fair value through other comprehensive income	98.7	-	98.7	-	Fair value of forward contracts is determined using forward exchange rates prevailing with authorised dealers dealing in foreign exchange.
<b>Financial Liabilities</b>					
- Derivatives instruments at fair value through profit or loss	5.2	-	5.2	-	Fair value of forward contracts is determined using forward exchange rates prevailing with authorised dealers dealing in foreign exchange
- Derivatives instruments at fair value through other comprehensive income	11.3	-	11.3	-	Fair value of forward contracts is determined using forward exchange rates prevailing with authorised dealers dealing in foreign exchange

There have been no transfers between Level 1, Level 2 and Level 3 during the year.

\* The fair value of these investments appearing under Level III approximates the carrying value and hence, the valuation technique and inputs with sensitivity analysis have not been given.

## Notes to Consolidated Ind AS Financial Statements

as at and for the year ended March 31, 2023

(All amounts in Rs. Million, unless otherwise stated)

### NOTE 45 - Financial Instruments (Contd..)

#### Financial Risk Management Framework

The Group's principal financial liabilities, other than derivatives, comprise loans and borrowings, lease liabilities, trade and other payables. The main purpose of these financial liabilities is to finance the Group's operations. The Group's principal financial assets include trade and other receivables, receivables from government authorities, security deposits and cash and cash equivalents that derive directly from its operations. The Group also holds investments and enters in to derivative transactions.

The Group's corporate treasury function provides services to the business, co-ordinates access to domestic and international financial markets, monitors and manages the financial risks relating to the operations of the Group through internal risk reports which analyse exposures by degree and magnitude of risks. These risks include market risk (including currency risk, interest rate risk and other price risk), credit risk and liquidity risk.

The Group seeks to minimise the effects of these risks by using derivative financial instruments to hedge risk exposures. The Group does not enter into or trade financial instruments, including derivative financial instruments, for speculative purposes.

The Chief financial officer reports quarterly to the Board of Directors of the Group for monitoring risks and reviewing policies implemented to mitigate risk exposures.

#### Credit risk

Credit risk arises when a counterparty defaults on its contractual obligations to pay resulting in financial loss to the Group. The Group has adopted a policy of only dealing with creditworthy counterparties and obtaining sufficient collateral, where appropriate, as a means of mitigating the risk of financial loss from defaults. The Group has also taken export credit insurance for mitigation of export credit risk for certain parties.

The maximum exposure to the credit risk at the reporting date is primarily from trade receivables amounting to Rs. 2,765.4 million and Rs. 5,252.6 million as of March 31, 2023 and March 31, 2022, respectively. Trade receivables consist of a large number of customers, spread across diverse industries and geographical areas. Credit risk has always been managed by the Group through credit approvals, establishing credit limits and continuously monitoring the credit worthiness of customers to which the Group grants credit terms in the normal course of business and by way of taking letter of credit, credit insurance against export receivables.

The following table gives details in respect of percentage of revenues generated from top one customer and top five customers (excluding incentives):

Particulars	As at 31-Mar-23	As at 31-Mar-22
Revenue from top customer (%)	13.1%	16.6%
Revenue from top five customers (%)	30.6%	32.9%

\*Revenue from top customer amounting to Rs. 7,808.4 million (Previous year Rs. 10,900.9 million) pertains to segment in USA market.

#### Credit Risk Exposure

The Group has used a practical expedient by computing the expected loss allowance for trade receivables based on historical credit loss experience and adjustments for forward looking information

## Notes to Consolidated Ind AS Financial Statements

as at and for the year ended March 31, 2023

(All amounts in Rs. Million, unless otherwise stated)

### NOTE 45 - Financial Instruments (Contd..)

#### For Trade receivables ageing refer note 57

The allowance for lifetime expected credit loss on customer balances for the year ended March 31, 2023 was Rs. 13 million (Previous year Rs. 7.3 million).

Particulars	As at 31-Mar-23	As at 31-Mar-22
Balance at the beginning	7.3	1.8
Expected credit loss recognised	-	5.5
Expected credit loss acquired on account of acquisition of subsidiary company	9.2	-
Reversed during the year	3.5	-
<b>Balance at the end</b>	<b>13.0</b>	<b>7.3</b>

In case of its non-current financial assets i.e. other Incentive receivables from Government authorities, the Group has computed the expected loss allowance based on its expectation of time period involved in realisation of cash flows, The allowance for lifetime expected credit loss on non-current financial assets is Rs. Nil (Previous year Rs. Nil) . The following is the movement in the expected credit loss allowance.

Particulars	As at 31-Mar-23	As at 31-Mar-22
Balance at the beginning	-	30.0
Expected credit loss recognised	-	-
Written off during the year	-	30.0
<b>Balance at the end</b>	<b>-</b>	<b>-</b>

#### Liquidity risk

##### (i) Liquidity risk management

The Group's objective is to maintain optimum levels of liquidity to meet its cash and collateral requirements at all times.

The Chief Financial Officer of the Parent Company is responsible for liquidity risk management and the Group has established an appropriate liquidity risk management framework for the management of the Group's short, medium and long-term funding and liquidity management requirements. Liquidity risk is managed by adequate reserves, banking facilities and reserve borrowing facilities, by continuously monitoring forecast and actual cash flows, and by matching the maturity profiles of financial assets and liabilities. The Chief Financial Officer of the Parent Company reports the same to the Board of Directors on quarterly basis.

##### (ii) Maturities of financial liabilities

The following tables detail the Group's remaining contractual maturity for its non-derivative financial liabilities with agreed repayment periods. The amount disclosed in the tables have been drawn up based on the undiscounted contractual cash flows of financial liabilities based on the earliest date on which the Group can be required to pay. The tables include both interest and principal cash flows.

Particulars	Less than 1 Year	1-3 Years	3 Years to 5 Years	5 years and above	Total undiscounted contractual cash flows	Carrying amount of liabilities
<b>March 31, 2023</b>						
<b>Non-interest bearing</b>						
- Trade payable	5,401.5	-	-	-	5,401.5	5,401.5
- Interest accrued but not due on borrowings	15.3	-	-	-	15.3	15.3

## Notes to Consolidated Ind AS Financial Statements

as at and for the year ended March 31, 2023

(All amounts in Rs. Million, unless otherwise stated)

### NOTE 45 - Financial Instruments (Contd..)

Particulars	Less than 1 Year	1-3 Years	3 Years to 5 Years	5 years and above	Total undiscounted contractual cash flows	Carrying amount of liabilities
- Payables to employees	710.2				710.2	710.2
- Payables on purchase of property, plant and equipment	1,337.8	24.6	8.2	-	1,370.6	1,370.6
- Unclaimed dividend	150.4				150.4	150.4
- Other liabilities	67.4				67.4	67.4
<b>Fixed-interest bearing</b>						
- Security deposits	89.1				89.1	89.1
- Non-convertible debentures	-	250.0			250.0	250.0
<b>Variable interest rate instruments</b>						
- Borrowings from banks and other financial institution	5,700.2	1,213.0	2,062.2	4,521.5	13,496.9	13,491.1
- Lease liabilities	109.4	215.2	158.0	455.6	938.2	680.8
<b>Total</b>	<b>13,581.3</b>	<b>1,702.8</b>	<b>2,228.4</b>	<b>4,977.1</b>	<b>22,489.6</b>	<b>22,226.4</b>
<b>March 31, 2022</b>						
<b>Non-interest bearing</b>						
- Trade payable	4,605.7	-	-	-	4,605.7	4,605.7
- Interest accrued but not due on borrowings	10.0	-	-	-	10.0	10.0
- Payables to employees	674.1	-	-	-	674.1	674.1
- Payables on purchase of property, plant and equipment	509.8	22.0	18.3	-	550.1	550.1
- Unclaimed dividend	148.6				148.6	148.6
- Other liabilities	64.6				64.6	64.6
<b>Fixed-interest bearing</b>						
- Security deposits	85.1	-	-	-	85.1	85.1
- Non-convertible debentures	312.5	625.0	-	-	937.5	936.1
- Borrowings from banks and other financial institution	12,299.6	491.2	771.6	1,215.1	14,777.5	14,770.1
- Lease liabilities	42.0	74.3	68.9	306.6	491.8	260.8
<b>Total</b>	<b>18,752.0</b>	<b>1,212.5</b>	<b>858.8</b>	<b>1,521.7</b>	<b>22,345.0</b>	<b>22,105.2</b>

#### Derivative financial instruments

The Group holds derivative financial instruments such as foreign currency forward contracts to mitigate the risk of changes in exchange rates on foreign currency exposures. The counterparty for these contracts is generally a bank or a financial institution. These derivative financial instruments are valued based on quoted prices for similar assets and liabilities in active markets or inputs that are directly or indirectly observable in the marketplace.

Particulars	Less than 1 Year	1-3 Years	3 Years to 5 Years	5 years and above
<b>Derivative financial instruments</b>				
<b>March 31, 2023</b>				
Foreign exchange forward contracts (at forward rate) (highly probable forecast sales)				
- USD	12,009.0	-	-	-
<b>Total</b>	<b>12,009.0</b>	<b>-</b>	<b>-</b>	<b>-</b>

## Notes to Consolidated Ind AS Financial Statements

as at and for the year ended March 31, 2023

(All amounts in Rs. Million, unless otherwise stated)

### NOTE 45 - Financial Instruments (Contd..)

Particulars	Less than 1 Year	1-3 Years	3 Years to 5 Years	5 years and above
<b>March 31, 2023</b>				
Foreign exchange forward contracts (at forward rate) hedging against purchase				
- EUR	528.9	-	-	-
- USD	21.0	-	-	-
<b>Total</b>	<b>549.9</b>	<b>-</b>	<b>-</b>	<b>-</b>
<b>March 31, 2023</b>				
Foreign exchange option contracts (at closing spot rate)				
- USD	-	-	-	-
<b>Total</b>	<b>-</b>	<b>-</b>	<b>-</b>	<b>-</b>
<b>Derivative financial instruments</b>				
<b>March 31, 2022</b>				
Foreign exchange forward contracts (at forward rate) (highly probable forecast sales)				
- USD	12,990.8	-	-	-
<b>Total</b>	<b>12,990.8</b>	<b>-</b>	<b>-</b>	<b>-</b>
<b>March 31, 2022</b>				
Foreign exchange forward contracts (at forward rate) hedging against purchase				
- EUR	688.3	-	-	-
- CHF	176.1	-	-	-
<b>Total</b>	<b>864.4</b>	<b>-</b>	<b>-</b>	<b>-</b>
<b>March 31, 2022</b>				
Foreign exchange option contracts (at closing spot rate)				
- USD	37.9	-	-	-
<b>Total</b>	<b>37.9</b>	<b>-</b>	<b>-</b>	<b>-</b>

#### Financing arrangements

The Group had access to following borrowing facilities at the end of the reporting period:

Particulars	31-Mar-23	31-Mar-22
<b>Cash credit/export packing credit/working capital loans from banks</b>		
- Utilised	5,475.3	11,973.1
- Non Utilised	12,524.7	6,026.9
<b>Secured bill acceptance facility</b>		
- Utilised	43.9	156.2
- Non Utilised	1,956.1	1,843.8
<b>Total</b>	<b>20,000.0</b>	<b>20,000.0</b>

#### Market risk

Market risk is the risk that the fair value or future cash flows of a financial instrument will fluctuate because of changes in market prices. Market risk comprises two types of risk: currency risk and interest rate risk. Financial instruments affected by market risk includes loan and borrowings, lease liabilities and derivative financial instruments. The objective of market risk management is to manage and control market risk exposures within acceptable parameters, while optimising the return. The Group uses derivatives to manage market risks. Derivatives are only used for economic hedging purposes and not as speculative investments. All such transactions are carried out within the guidelines set by the Board of Directors and Risk Management Committee.

There has been no significant changes to the Group's exposure to market risk or the methods in which they are managed or measured.

## Notes to Consolidated Ind AS Financial Statements

as at and for the year ended March 31, 2023

(All amounts in Rs. Million, unless otherwise stated)

### NOTE 45 - Financial Instruments (Contd..)

#### Currency Risk

Foreign currency risk is the risk that the fair value or future cash flows of an exposure will fluctuate because of changes in foreign exchange rates. The Group undertakes transactions denominated in foreign currencies; consequently, exposures to exchange rate fluctuations arise. The Group's exposure to currency risk relates primarily to the Group's operating activities and borrowings when transactions are denominated in a different currency from the Company's functional currency.

The Group manages its foreign currency risk by hedging transactions that are expected to occur within a maximum 12 month period for hedges of forecasted sales.

#### Foreign currency rate sensitivity

The carrying amounts of the Group's foreign currency denominated monetary assets and monetary liabilities at the end of the reporting period are as follows.

Particulars	Currency	Amount in Million	
		March 31, 2023	March 31, 2022
Trade receivables	USD	24.6	55.9
	GBP	-	0.2
	EUR*	0.0	0.0
	AUD*	0.0	-
	SGD*	-	0.0
Trade payables and payables on purchase of property, plant and equipment and intangible assets	USD	13.0	13.1
	EUR	3.8	0.3
	CHF	0.4	-
	AED	2.0	2.6

\*Represents EUR 222 and AUD 4,449 ( Previous year SGD 28,960 ).

Of the above foreign currency exposures, the following exposures are not hedged by a derivative.

Particulars	Currency	Amount in Million	
		March 31, 2023	March 31, 2022
Trade receivables	USD	1.9	3.8
	GBP	-	0.2
	EUR*	0.0	0.0
	AUD*	0.0	-
	SGD*	-	0.0
Trade payables and payables on purchase of property, plant and equipment and intangible assets	USD	13.0	13.1
	EUR	3.8	0.3
	CHF	0.4	-
	AED	2.0	2.6

\*Represents EUR 222 and AUD 4,449 ( Previous year SGD 28,960 ).

For the year ended March 31, 2023, every 1 percent depreciation/appreciation in the exchange rate against USD, might have affected the Group's incremental margins (profit as a percentage to revenue) approximately by 0.44%. The Group's exposure to foreign currency changes for all other currencies is not material.

## Notes to Consolidated Ind AS Financial Statements

as at and for the year ended March 31, 2023

(All amounts in Rs. Million, unless otherwise stated)

### NOTE 45 - Financial Instruments (Contd..)

#### Foreign Currency Sensitivity

##### Interest rate risk

Interest rate risk is the risk that the fair value or future cash flows of a financial instrument will fluctuate because of changes in market interest rates. The Group's exposure to the risk of changes in market interest rates relates primarily to the Group's debt obligations with floating interest rates. The borrowings (excluding non convertible debentures) as at March 31, 2023 is Rs 13,491.1 million (previous year Rs. 14,770.1 million) which are interest bearing and interest rates are variable.

##### Interest rate sensitivity

For the year ended March 31, 2023, every 1 percentage increase/decrease in weighted average bank interest rate might have affected the Group's incremental margins (profit as a percentage to revenue) approximately by 0.23% (previous year 0.15%).

##### Price risk

The Group's investments in other funds are susceptible to market price risk arising from uncertainties about future values of the investment securities. The Group manages the price risk through diversification and by placing limits on individual and total equity instruments. Reports on the portfolio are submitted to the Group's senior management on a regular basis.

At the reporting date, the exposure in other funds is Rs. 3.7 million (previous year Rs. 9.8 million). A decrease or increase in NAV of 5% could have an impact of approximately of Rs. 0.2 million (previous year Rs. 0.5 million) on the profit or loss.

##### Derivatives not designated as hedging instruments

The Parent Company uses forward currency contracts and option currency contracts to hedge its foreign currency risks. Derivative contracts not designated by management as hedging instruments are initially recognised at fair value on the date on which a derivative contract is entered into and are subsequently re-measured at fair value on each reporting date. Such contracts are entered into for periods consistent with exposure of the underlying transactions.

##### Derivatives designated as hedging instruments

The Parent Company enters into hedging instruments in accordance with policies as approved by the Board of Directors with written principles which is consistent with the risk management strategy of the Parent Company.

##### Cash flow hedges

##### Foreign currency risk

Foreign exchange forward contracts are designated as hedging instruments in cash flow hedges of forecasted hedged items in US dollar and Euro. These forecast transactions are highly probable.

The foreign exchange forward contract balances vary with the level of expected foreign currency sales and changes in foreign exchange forward rates.

The fair value of derivative financial instruments is as follows:

Particulars	March 31, 2023		March 31, 2022	
	Assets	Liabilities	Assets	Liabilities
Fair value of foreign currency forward exchange and range forward option contract designated as hedging instruments.	81.3	7.9	98.7	11.3

The critical terms of the foreign currency forward contracts match the terms of the expected highly probable forecast sale transactions. As a result, no hedge ineffectiveness arises requiring recognition through profit or loss.

The cash flow hedges of the forecasted sale transactions during the year ended 31 March 2023 were assessed to be highly effective and unrealised loss of Rs. 13.9 million (Previous year Rs. 119.9 million, with a deferred tax charge of Rs. 3.5 million (Previous year Rs. 30.2 million) relating to the hedging instruments, is included in other comprehensive income.



## Notes to Consolidated Ind AS Financial Statements

as at and for the year ended March 31, 2023

(All amounts in Rs. Million, unless otherwise stated)

### NOTE 45 - Financial Instruments (Contd..)

The following table includes the maturity profile of the hedged foreign exchange forward contracts:

Particulars	Maturity					Total
	Less than 1 month	1 to 3 months	3 to 6 months	6 to 9 months	9 to 12 months	
Amount in million						
<b>As at March 31, 2023</b>						
<b>Foreign exchange forward contracts (highly probable forecast sales)</b>						
Notional amount (in USD)	-	68.6	45.0	30.6	-	144.2
Average forward rate (USD/INR)	-	82.9	83.5	83.7	-	-
<b>As at March 31, 2022</b>						
<b>Foreign exchange forward contracts (highly probable forecast sales)</b>						
Notional amount (in USD)	-	72.1	50.2	45.7	-	168.0
Average forward rate (USD/INR)	-	76.8	77.4	78.2	-	-
<b>Foreign exchange option contracts (highly probable forecast sales)</b>						
Notional amount (in USD)	-	-	0.5	-	-	0.5
Average option contract rate (USD/INR)	-	-	78.3	-	-	-

The impact of the hedging instruments on the balance sheet is as follows:

Particulars	Notional Amount (USD)	Carrying Amount (₹)	Line item in the statement of financial position	Change in fair value used for measuring ineffectiveness for the year
<b>As at March 31, 2023</b>				
Foreign exchange forward contracts (in USD) of exports	123.1	81.3	Other current financial assets	81.3
Foreign exchange forward contracts (in USD) of exports	21.1	7.9	Other current financial liabilities	7.9
<b>As at March 31, 2022</b>				
Foreign exchange forward and option contracts (in USD) of exports	130.8	98.7	Other current financial assets	98.7
Foreign exchange forward contracts (in USD) of exports	37.7	11.3	Other current financial liabilities	11.3

The impact of hedged items on the Statement of Financial Position is, as follows:

Particulars	March 31, 2023		March 31, 2022	
	Change in fair value used	Cash flow hedge reserve	Change in fair value used	Cash flow hedge reserve
Highly probable forecast sales	(13.9)	(13.9)	(119.9)	(119.9)

## Notes to Consolidated Ind AS Financial Statements

as at and for the year ended March 31, 2023

(All amounts in Rs. Million, unless otherwise stated)

### NOTE 45 - Financial Instruments (Contd..)

The effect of the cash flow hedge in the Statement of Profit and Loss and Other comprehensive income is, as follows:

Particulars	Total hedging gain/(loss) recognised in other comprehensive income	Ineffectiveness recognised in Profit or Loss	Line item in the Statement of Profit and Loss	Gain/(loss) reclassified from other comprehensive income to Profit or Loss on cancellation of foreign exchange forward contracts	Line item in the Statement of Profit and Loss
<b>March 31, 2023</b>					
Highly probable forecast sales	24.9	-	-	(38.8)	Revenue from contract with customers
<b>March 31, 2022</b>					
Highly probable forecast sales	(189.5)	-	-	69.6	Revenue from contract with customers

#### Impact of hedging on equity

Set out below is the reconciliation of each component of equity and the analysis of other comprehensive income:

Particulars	Gain/(loss) in Cash flow
<b>As at 31 March 2023</b>	
Effective portion of changes in fair value arising from Foreign exchange forward contracts	24.9
Amount reclassified to profit or loss on cancellation of foreign exchange forward contracts	(38.8)
Tax (charge)/credit	3.5
<b>As at 31 March 2022</b>	(119.9)
Effective portion of changes in fair value arising from Foreign exchange forward contracts	(189.5)
Amount reclassified to profit or loss on cancellation of foreign exchange forward contracts	69.6
Tax (charge)/credit	30.2

#### Valuation Technique

The Parent Company enters into derivative financial instruments with various counterparties, principally banks and financial institutions with investment grade credit ratings. Foreign exchange forward and option contracts are valued using valuation techniques, which employs the use of market observable inputs. The most frequently applied valuation techniques include forward pricing models, using present value calculations. Where quoted market prices are not available, fair values are based on management's best estimates, which are arrived at by the reference to market prices.

The Parent Company has the following derivative instruments outstanding as at the year-end against its foreign currency exposures / future transactions:

S. No.	Details of derivatives	Currency	Amount (in million)	Purpose
<b>Forward and option</b>				
<b>As at March 31, 2023</b>				
1	Sale	USD	144.2	Hedging against future contracts / trade receivables
2	Purchase	EUR	5.9	Hedging against project imports
3	Purchase	USD	0.3	Hedging against project imports
<b>As at March 31, 2022</b>				
1	Sale	USD	168.5	Hedging against future contracts / trade receivables
2	Purchase	EUR	8.1	Hedging against project imports
3	Purchase	CHF	3.0	Hedging against project imports

## Notes to Consolidated Ind AS Financial Statements

as at and for the year ended March 31, 2023

(All amounts in Rs. Million, unless otherwise stated)

### NOTE 45 - Financial Instruments (Contd..)

#### Disclosure of currency options contracts:

#### a. Currency options contracts:

As at year end, the net open position of currency options contracts is as follows:

Currency	Buy contracts (Quantity)	Sell contracts (Quantity)	Net open position long/(short) (Quantity)	Premium paid (₹ million) (1)	MTM (gain)/ loss (₹ million) (2)	Sum of net (₹ million) (1+2)
<b>As at March 31, 2023</b>						
Currency options contracts						
USD	-	-	-	-	-	-
<b>Total</b>	<b>-</b>	<b>-</b>	<b>-</b>	<b>-</b>	<b>-</b>	<b>-</b>
<b>As at March 31, 2022</b>						
Currency options contracts						
USD	-	0.5	(0.5)	0.1	(0.5)	(0.4)
<b>Total</b>	<b>-</b>	<b>0.5</b>	<b>(0.5)</b>	<b>0.1</b>	<b>(0.5)</b>	<b>(0.4)</b>

**NOTE 46 -** The Group did not have any long-term contracts including derivative contracts for which there were any material foreseeable losses.

### NOTE 47 - DISTRIBUTION MADE AND PROPOSED

#### Dividends on equity shares declared and paid:

	As at March 31, 2023	As at March 31, 2022
Interim dividend for the year ended on March 31, 2023: Re. 0.36 per share*	1,802.3	-
Final dividend for the year ended on March 31, 2021: Re. 0.36 per share**	-	1,834.6
Interim dividend for the year ended on March 31, 2022: Re. 0.36 per share***	-	1,834.6
<b>Total</b>	<b>1,802.3</b>	<b>3,669.2</b>

\*Interim dividend declared and distributed is after waiver of dividend of Rs. 32.3 million on equity shares held by the Trident Limited Employee Welfare Trust.

\*\*Final dividend declared and distributed is before adjusting dividend of Rs. 36.1 million paid to Trident Limited Employee Welfare Trust on equity shares held by it.

\*\*\*Interim dividend declared and distributed is before adjusting dividend of Rs. 35.3 million paid to Trident Limited Employee Welfare Trust on equity shares held by it.

### NOTE 48 - EXPENDITURE ON CORPORATE SOCIAL RESPONSIBILITY (CSR)

As per section 135 of the Companies Act, 2013 and rules therein, the Company is required to spend at least 2% of average net profit of past three years towards Corporate Social Responsibility (CSR). Details of corporate social responsibility expenditures as certified by Management are as follows:

Particulars	For the year ended March 31, 2023	For the year ended March 31, 2022
(a) Amount required to be spent on CSR as per Section 135 of the Companies Act, 2013 ('the Act')	129.0	90.1
(b) Amount approved by the board to be spent during the year	129.0	90.1
(c) Amount spent		
(i) Construction/acquisition of any asset	-	-
(ii) On purpose other than (i) above *	130.9	99.2
(d) Detail of related party transactions out of (b) above:		
- Trident Foundation#	9.8	18.6
- Contribution to Trident Institute of Social Sciences (TISS)##	81.3	12.1

\* including amount utilised out of opening balance of excess CSR expenditure of Rs. 25.1 million (Previous year Rs. Nil) (refer below)

# represents contribution for the purpose of promoting education, skill development and rural development.

## represents contribution for the purpose of promoting healthcare.

## Notes to Consolidated Ind AS Financial Statements

as at and for the year ended March 31, 2023

(All amounts in Rs. Million, unless otherwise stated)

### NOTE 48 - EXPENDITURE ON CORPORATE SOCIAL RESPONSIBILITY (CSR) (Contd..)

There are no ongoing projects under Section 135(6) of the Act during the current year and previous year.

#### Details of CSR expenditure under Section 135(5) of the Act in respect of other than ongoing projects

Balance as on March 31, 2022	Amount deposited in Specified Fund of Schedule VII of the Act within 6 months	Amount required to be spent during the year	Amount spent during the year	Balance as on March 31, 2023
-	-	129.0	130.9**	-

\*\*During the year ended March 31, 2023 the Group, has spent an amount of Rs. 130.9 million on CSR as against the amount of Rs. 129 million required to be spent on CSR as per Section 135 of the Act. The Group does not intend to carry forward the excess amount spent for set off in succeeding financial years as permitted under CSR Rules 2014.

#### Details of CSR expenditure under Section 135(5) of the Act in respect of other than ongoing projects

Balance as on March 31, 2021	Amount deposited in Specified Fund of Schedule VII of the Act within 6 months	Amount required to be spent during the year	Amount spent during the year	Balance as on March 31, 2022
-	-	90.1	99.2	-

#### Details of excess CSR expenditure under Section 135(5) of the Act

Balance as at March 31, 2022 (A)	Amount required to be spent during the year (B)	Amount spent during the year (C)	Balance as at March 31, 2023 (D=(A)-(B)+(C))
25.1	129.0	103.9	-

Balance as at March 31, 2021 (A)	Amount required to be spent during the year (B)	Amount spent during the year (C)	Balance as at March 31, 2022 (D=(A)-(B)+(C))
16.0	90.1	99.2	25.1

#### Nature of CSR activities

Promoting Education, Promoting Healthcare, Rural development, Skill development, Sports, Social Welfare, Empowering Women, Environmental Sustainability, Animal Welfare.

# Notes to Consolidated Ind AS Financial Statements

as at and for the year ended March 31, 2023

(All amounts in Rs. Million, unless otherwise stated)

## NOTE 49 - LIST OF SUBSIDIARIES AND ASSOCIATE WITH OWNERSHIP % AND PLACE OF BUSINESS :

Name of the investees	Principal place of business	Proportion of ownership as at March 31, 2023	Proportion of ownership as at March 31, 2022	Method used to account for the investment
<b>Subsidiaries</b>				
Trident Global Corp Limited	India	100%	100%	At cost
Trident Europe Limited	United Kingdom	100%	100%	At cost
Trident Home Textiles Limited *	India	100%	-	At cost
Trident Innovations Limited *	India	100%	-	At cost
Trident Home Décor Limited **	India	100%	-	At cost
Trident Global Inc.***	USA	73.50%	-	At cost
<b>Associate</b>				
Trident Global Inc.***/**	USA	49.00%	49.00%	At cost

\* acquired during the current year

\*\* Subscribed for share capital and become wholly owned subsidiary company during the year.

\*\*\*During the current year, the Group has acquired Trident Home Textiles Limited ('THTL') on December 1, 2022 which holds 12,250 (24.5%) equity shares of Trident Global Inc. ('TGI') (earlier associate of the Group). Pursuant to the acquisition of THTL, the Group holds 73.5% equity shares of TGI (directly and indirectly) and accordingly, TGI has become a subsidiary of the Group w.e.f. December 1, 2022.

\*\*\*\* During the previous year, on account of positive net worth of the associate, the Group had recognised the investment in associate which was written off in earlier years.

**NOTE 50 -** (a) Pursuant to approval granted by Union Cabinet on July 14, 2021 (notified on August 13, 2021), for continuation of Rebate of State and Central taxes and Levies (RoSCTL) with the same rates as notified by Ministry of Textiles vide Notification dated March 08, 2019 on exports of Apparel/Garments and Made-ups, during the previous year, the Group had accrued the export benefits of RoSCTL of Rs. 587.3 million pertaining to the eligible export sales for the period from January 1, 2021 to March 31, 2021.

Further, the Central Government had also notified Remission of Duties and Taxes on Exported Products (RoDTEP) Scheme Guidelines and Rates for other textile products vide Notification dated August 17, 2021. Accordingly, during the previous year, the Group had accrued the benefits under the aforesaid scheme amounting to Rs. 30.9 million on eligible export sales for the period from January 1, 2021 to March 31, 2021.

Hence, revenue from operations for the year ended March 31, 2022 includes Rs. 618.2 million on consolidated basis for the period from January 1, 2021 to March 31, 2021.

(b) During the previous year, Group had accrued the benefits under the aforesaid schemes amounting to Rs. 2,971.0 million (net of discount of Rs. 587.3 million). Due to lower realization of e-Scrips (received/receivable under RoSCTL and RoDTEP schemes), the Group had reduced the value of such export benefits by the amount of prevailing discount on e-Scrips amounting to Rs. 413.9 million on outstanding e-Scrips as at March 31, 2022.

Due to favourable realization of e-Scrips (received/receivable under RoSCTL and RoDTEP schemes) during the year, revenue from operations for the year ended March 31, 2023 includes Rs. 235.4 million, being the amount of additional realisation of e-Scrips outstanding as on March 31, 2022.

## Notes to Consolidated Ind AS Financial Statements

as at and for the year ended March 31, 2023

(All amounts in Rs. Million, unless otherwise stated)

### NOTE 51 Disclosure required under Section 186(4) of the Companies Act 2013

#### a) Particulars of Investments made:

Particulars	As at March 31, 2021	Investments made during the year	Investments sold during the year	Investments made during the year	As at March 31, 2022	Investment in associate recognised	Share of profit in associate	Change of holding from associate to subsidiary (refer note 52)	Share of profit in associate recognised	As at March 31, 2023
<b>Investments in equity instruments of associates (carried at cost)</b>										
Trident Global Inc.*/**	-	-	-	-	7.1	1.1	6.0	(10.9)	3.8	-
Unquoted investments in equity instruments (carried at fair value through profit or loss)										
Nimbua Greenfield (Punjab) Association	1.2	-	-	-	1.2	-	-	-	-	1.2
<b>Total</b>	<b>1.2</b>	<b>-</b>	<b>-</b>	<b>-</b>	<b>8.3</b>	<b>1.1</b>	<b>6.0</b>	<b>(10.9)</b>	<b>3.8</b>	<b>1.2</b>

#### b) Particulars of loans given:

Particulars	As at March 31, 2021	Loans given during the year	Loans repaid during the year	As at March 31, 2022	Investments made during the year	Loans given during the year	Loans repaid during the year	As at March 31, 2023
IANS India Private Limited	-	-	-	-	-	60.0	(60.0)	-
A B Cotspin India Limited	-	-	-	-	-	10.0	(10.0)	-
<b>Total</b>	<b>-</b>	<b>-</b>	<b>-</b>	<b>-</b>	<b>-</b>	<b>70.0</b>	<b>(70.0)</b>	<b>-</b>

\* During the previous year, on account of positive net worth of the associate, the Group had recognised the investment in associate which was written off in earlier years.

\*\*During the current year, the Group has acquired Trident Home Textiles Limited ('THTL') on December 1, 2022 which holds 12,250 (24.5%) equity shares of Trident Global Inc ('TGI') (earlier associate of the Group). Pursuant to the acquisition of THTL, the Group holds 73.5% equity shares of TGI (directly and indirectly) and accordingly, TGI has become a subsidiary of the Group w.e.f. December 1, 2022.

**NOTE 52** During the current year, the Group has acquired Trident Home Textiles Limited ('THTL') on December 1, 2022 which holds 24.5% equity shares of Trident Global Inc ('TGI') (earlier associate of the Group). Pursuant to the acquisition of THTL, the Group holds 73.5% equity shares of TGI (directly and indirectly) and accordingly, TGI has become a subsidiary of the Group w.e.f. December 1, 2022. Further, during the current year, the Group has acquired 100% share of Trident Innovations Limited on July 22, 2022 and has subscribed for share capital in wholly owned subsidiary company Trident Home Décor Limited on June 22, 2022.

**NOTE 53-** On April 05, 2021, a major fire broke out in the Cotton warehouse of the Parent Company located in the manufacturing facilities at Budhni, Madhya Pradesh, however the fire had not caused any disturbance in the day to day operations of the said facilities. The fire had resulted in major damage of stocks of cotton lying in the cotton warehouse and its building. During the previous year, the Parent Company had received the insurance claim and accounted for loss on account of fire of Rs. 73.5 million.

## Notes to Consolidated Ind AS Financial Statements

as at and for the year ended March 31, 2023

(All amounts in Rs. Million, unless otherwise stated)

**NOTE 54-** The Code on Social Security, 2020 ('Code') relating to employee benefits during employment and post-employment benefits received Presidential assent in September 2020. The Code has been published in the Gazette of India. However, the date on which the Code will come into effect has not been notified. The Group will assess the impact of the Code when it comes into effect and will record any related impact in the period when the Code becomes effective.

### NOTE 55 Other Statutory Information

- (i) The Group does not have any benami property, where any proceeding has been initiated or pending against the Group for holding any benami property.
- (ii) The Group does not have any transactions with companies struck off.
- (iii) The Group does not have any charges or satisfaction which is yet to be registered with ROC beyond the statutory period.
- (iv) The Group has not traded or invested in crypto currency or virtual currency during the financial year.
- (v) The Group has not advanced or loaned or invested funds to any other person(s) or entity(ies), including foreign entities (Intermediaries) with the understanding that the Intermediary shall:
- (a) directly or indirectly lend or invest in other persons or entities identified in any manner whatsoever by or on behalf of the Group (Ultimate Beneficiaries) or
- (b) provide any guarantee, security or the like to or on behalf of the Ultimate Beneficiaries
- (vi) The Group has not received any fund from any person(s) or entity(ies), including foreign entities (Funding Party) with the understanding (whether recorded in writing or otherwise) that the Group shall:
- (a) directly or indirectly lend or invest in other persons or entities identified in any manner whatsoever by or on behalf of the Funding Party (Ultimate Beneficiaries) or
- (b) provide any guarantee, security or the like on behalf of the Ultimate Beneficiaries,
- (vii) The Group does not have any such transaction which is not recorded in the books of account that has been surrendered or disclosed as income during the year in the tax assessments under the Income Tax Act, 1961 (such as, search or survey or any other relevant provisions of the Income Tax Act, 1961).

### NOTE 56- TRADE PAYABLES AGEING

March 31, 2023

Particulars	Outstanding for following periods from due date of payment						Total
	Not due	Unbilled dues	Less than 1 year	1-2 years	2-3 years	More than 3 years	
i) MSME	1,045.5	-	502.5	3.0	-	-	1,551.0
ii) Others	1,726.6	1,338.2	724.1	45.2	11.7	-	3,845.8
iii) Disputed-MSME	-	-	-	4.0	-	-	4.0
iv) Disputed-Others	-	-	-	-	-	0.7	0.7
<b>Total</b>	<b>2,772.1</b>	<b>1,338.2</b>	<b>1,226.6</b>	<b>52.2</b>	<b>11.7</b>	<b>0.7</b>	<b>5,401.5</b>

March 31, 2022

Particulars	Outstanding for following periods from due date of payment						Total
	Not due	Unbilled dues	Less than 1 year	1-2 years	2-3 years	More than 3 years	
i) MSME	504.5	-	185.1	1.2	-	0.1	690.9
ii) Others	2,122.7	1,497.7	251.6	15.8	16.3	6.0	3,910.1
iii) Disputed-MSME	-	-	4.0	-	-	-	4.0
iv) Disputed-Others	-	-	-	-	-	0.7	0.7
<b>Total</b>	<b>2,627.2</b>	<b>1,497.7</b>	<b>440.7</b>	<b>17.0</b>	<b>16.3</b>	<b>6.8</b>	<b>4,605.7</b>

## Notes to Consolidated Ind AS Financial Statements

as at and for the year ended March 31, 2023

(All amounts in Rs. Million, unless otherwise stated)

### NOTE 57- TRADE RECEIVABLES AGEING

March 31, 2023

Particulars	Outstanding for following periods from due date of payment						Total
	Not due	Less than 6 months	6 months -1 year	1-2 years	2-3 years	More than 3 years	
i) Undisputed Trade receivables -considered good	2,268.5	476.9	15.4	4.5	0.1	-	2,765.4
ii) Undisputed Trade receivables -which have significant increase in credit risk	-	-	3.8	8.1	1.0	0.1	13.0
<b>Total</b>	<b>2,268.5</b>	<b>476.9</b>	<b>19.2</b>	<b>12.6</b>	<b>1.1</b>	<b>0.1</b>	<b>2,778.4</b>

March 31, 2022

Particulars	Outstanding for following periods from due date of payment						Total
	Not due	Less than 6 months	6 months -1 year	1-2 years	2-3 years	More than 3 years	
i) Undisputed Trade receivables -considered good	4,153.3	1,041.2	57.8	0.3	-	-	5,252.6
ii) Undisputed Trade receivables -which have significant increase in credit risk	-	-	4.2	2.5	0.4	0.2	7.3
<b>Total</b>	<b>4,153.3</b>	<b>1,041.2</b>	<b>62.0</b>	<b>2.8</b>	<b>0.4</b>	<b>0.2</b>	<b>5,259.9</b>

**Note 58-** During the previous year, Trident Global Corp Limited ("Indian subsidiary Company") had issued 2,81,850 numbers of 9% Compulsorily Convertible Debentures ("CCD") of Rs. 600 each (Face value of Rs. 10 each). Each CCD shall be converted into One equity shares of face value of Rs. 10 each having premium of Rs. 590/- at the conversion ratio of 1:1.

During the current year, CCD have been sub-divided from existing face value of Rs. 600 each to Rs. 60 each based on approval by shareholders in its Extra-ordinary General Meeting held on November 2, 2022. Post subdivision, Each CCD shall be converted into One equity shares of face value of Re. 1 each having premium of Rs. 59/- at the conversion ratio of 1:1.

The CCDs shall be compulsorily converted into equity shares on earlier of the following:

- One day before completion of Ten years from the date of allotment
- In connection with the IPO, prior to the filing of a prospectus (or equivalent document, by whatever name called) by the Indian subsidiary Company with the competent authority.
- Anytime during the tenure of the CCDs, at the option of the CCD Holders, provided at least 90 days' notice is given to the Indian subsidiary Company by CCD holders.

The Indian subsidiary Company has classified the above said CCDs as Equity component of compulsorily convertible debentures under other equity.

## Notes to Consolidated Ind AS Financial Statements

as at and for the year ended March 31, 2023

(All amounts in Rs. Million, unless otherwise stated)

### NOTE 59 BUSINESS COMBINATIONS

- a) During the current year, the Group has acquired 100% share of Trident Innovations Limited ("TIL") on July 22, 2022.
- b) During the current year, the Group has acquired Trident Home Textiles Limited ("THTL") on December 1, 2022 which holds 24.5% equity shares of Trident Global Inc. ("TGI") (earlier associate of the Group). Pursuant to the acquisition of THTL, the Group holds 73.5% equity shares of TGI (directly and indirectly) and accordingly, TGI has become a subsidiary of the Group w.e.f. December 1, 2022.
- i) The financial information of TIL has been consolidated by the Group from the acquisition date on line-by-line basis. The amounts recognised in respect of the identifiable assets acquired and liabilities assumed are as set out in the table below:

Particulars	As at July 21, 2022
<b>Current assets</b>	
<b>Financial assets</b>	
-Cash and cash equivalents*	0.0
-Other financial assets*	0.0
<b>Total current assets</b>	<b>0.0</b>
<b>Total assets</b>	<b>0.0</b>
<b>Current liabilities</b>	
<b>Financial liabilities</b>	
-Trade payables*	0.0
<b>Total current liabilities</b>	<b>0.0</b>
<b>Total liabilities</b>	<b>(0.0)</b>
<b>Total identifiable net assets</b>	<b>0.0</b>
Group's % of share in identifiable assets of TIL on date of acquisition	100.0%
<b>Group's share in identifiable assets of TIL on date of acquisition</b>	<b>0.0</b>
Purchase consideration paid for acquisition of subsidiary	0.1
<b>Total</b>	<b>0.1</b>
*Balance is less than Rs. 0.1 million, accordingly appearing as Nil.	
<b>Capital reserve on account acquisition (a)</b>	<b>(0.1)</b>

- ii) The financial information of THTL has been consolidated by the Group from the acquisition date on line-by-line basis. The amounts recognised in respect of the identifiable assets acquired and liabilities assumed are as set out in the table below:

Particulars	As at November 30, 2022
<b>Non current assets</b>	
<b>Investment</b>	0.4
Total non current assets	0.4
<b>Current assets</b>	
Financial assets	
-Cash and cash equivalents	0.1
<b>Total current assets</b>	<b>0.1</b>
<b>Total assets</b>	<b>0.4</b>
<b>Current liabilities</b>	
Financial liabilities	
-Trade payables	0.2
<b>Total current liabilities</b>	<b>0.2</b>
<b>Total liabilities</b>	<b>0.3</b>
<b>Total identifiable net assets</b>	<b>0.2</b>
Group's % of share in identifiable assets of THTL on date of acquisition	100.0%
<b>Group's share in identifiable assets of THTL on date of acquisition</b>	<b>0.2</b>
Purchase consideration paid for acquisition of subsidiary	0.5
<b>Total</b>	<b>0.5</b>
<b>Capital reserve on account acquisition (b)</b>	<b>(0.3)</b>

## Notes to Consolidated Ind AS Financial Statements

as at and for the year ended March 31, 2023

(All amounts in Rs. Million, unless otherwise stated)

### NOTE 59 BUSINESS COMBINATIONS (Contd..)

- iii) The financial information of TGI has been consolidated by the Group from the acquisition date on line-by-line basis. The amounts recognised in respect of the identifiable assets acquired and liabilities assumed are as set out in the table below:

Particulars	As at November 30, 2022
<b>Non current assets</b>	
<b>Property, plant and equipment</b>	2.3
Capital work in progress	20.2
Right of use assets	339.9
Other financial assets	10.7
<b>Total non current assets</b>	<b>373.1</b>
<b>Current assets</b>	
Inventories	145.7
<b>Financial assets</b>	
-Trade receivables	164.7
-Cash and cash equivalents	51.4
Other current assets	1.6
<b>Total current assets</b>	<b>363.4</b>
<b>Total assets</b>	<b>736.5</b>
<b>Non current liabilities</b>	
Financial liabilities	
-Lease liabilities	314.5
<b>Total non current liabilities</b>	<b>314.5</b>
<b>Current liabilities</b>	
Financial liabilities	
-Lease liabilities	28.4
-Trade payables	315.8
-Other financial liabilities	0.9
Other current liabilities	51.1
Current tax liabilities	4.0
<b>Total current liabilities</b>	<b>400.2</b>
<b>Total liabilities</b>	<b>714.7</b>
<b>Total identifiable net assets</b>	<b>21.8</b>
Group's % of share in identifiable assets of TGI on date of acquisition	73.5%
<b>Group's share in identifiable assets of TGI on date of acquisition</b>	<b>16.0</b>
Investment in associate as on March 31, 2022 (Carrying value)	7.1
Share of profit during the period from April 1, 2022 to November 30, 2022	3.8
<b>Total</b>	<b>10.9</b>
<b>Capital reserve on account acquisition (c)</b>	<b>5.1</b>
<b>Total capital reserve (a+b+c)</b>	<b>4.7</b>



# Notes to Consolidated Ind AS Financial Statements

as at and for the year ended March 31, 2023

(All amounts in Rs. Million, unless otherwise stated)

## NOTE 62 - ADDITIONAL INFORMATION, AS REQUIRED UNDER SCHEDULE III TO THE COMPANIES ACT, 2013, OF ENTITIES CONSOLIDATED AS SUBSIDIARIES OR ASSOCIATE (Contd..)

Name of the Entity in the Group	Net Assets i.e. total assets minus total liabilities		Share in profit or loss		Share in other comprehensive income		Share in total comprehensive income	
	As % of consolidated net assets	Amount	As % of consolidated profit or loss	Amount	As % of consolidated other comprehensive income	Amount	As % of consolidated total comprehensive income	Amount
<b>Foreign</b>								
Trident Europe Limited								
As at March 31, 2023	0.0%	3.3	-0.2%	(9.9)	0.0%	-	-0.2%	(9.9)
As at March 31, 2022	0.0%	13.2	0.1%	6.0	0.0%	-	0.1%	6.0
Trident Global Inc. (refer note 52)								
As at March 31, 2023	0.1%	57.5	0.7%	32.7	0.0%	-	0.7%	32.7
As at March 31, 2022	-	-	-	-	-	-	-	-
<b>ASSOCIATE</b>								
<b>(Investments as per the equity method)#</b>								
<b>Foreign</b>								
Trident Global Inc. (Refer note 52)								
As at March 31, 2023	-	-	0.1%	3.8	-	-	0.1%	3.8
As at March 31, 2022	0.0%	7.1	0.1%	6.0	0.0%	-	0.1%	6.0
<b>Eliminations/adjustments</b>								
As at March 31, 2023	0.1%	48.4	2.0%	88.9	2.0%	1.1	2.0%	90.0
As at March 31, 2022	-0.1%	(37.7)	0.0%	(0.5)	0.6%	(0.2)	0.0%	(0.7)
<b>Total as at March 31, 2023</b>	<b>100.0%</b>	<b>41,941.5</b>	<b>100.0%</b>	<b>4,416.1</b>	<b>100.0%</b>	<b>56.0</b>	<b>100.0%</b>	<b>4,472.1</b>
<b>Total as at March 31, 2022</b>	<b>100.0%</b>	<b>38,446.8</b>	<b>100.0%</b>	<b>8,337.5</b>	<b>100.0%</b>	<b>(35.4)</b>	<b>100.0%</b>	<b>8,302.1</b>

#Amounts given here in respect of associate are the share of the group in the net assets of the associate

\*Balance is less than Rs. 0.1 million, accordingly appearing as Nil.

As per our report of even date

As per our report of even date

For and on behalf of the Board of Directors

For **S.R. Batliboi & Co. LLP**

Chartered Accountants

ICAI firm registration number 301003E/E300005

For **Deloitte Haskins & Sells**

Chartered Accountants

(Firm's Registration No.015125N)

**Rajiv Dewan**

Chairman

DIN: 00007988

**Deepak Nanda**

Managing Director

DIN: 00403335

**ANIL GUPTA**

Partner

Membership No. 87921

**Atka Chadha**

Partner

(Membership No. 93474)

**Avneesh Barua**

Chief Financial Officer

**Hari Krishan**

Company Secretary

Place : Chandigarh

Date : May 24, 2023

Place : Chandigarh

Date : May 24, 2023

Place : Chandigarh

Date : May 24, 2023

## CORPORATE

# Information

### Chairman Emeritus

Mr. Rajinder Gupta

### Board of Directors

Mr. Rajiv Dewan

Ms. Usha Sangwan

Mr. Anthony De Sa

Prof. Rajeev Ahuja

Mr. Raj Kamal

Mr. Deepak Nanda

### Chief Financial Officer

Mr. Avneesh Barua

### Company Secretary

Mr. Hari Krishan

### Joint Statutory Auditors

S.R. Batliboi & Co. LLP

Deloitte Haskins & Sells

### Secretarial Auditors

Vinod Kothari & Co.

### Internal Auditors

Grant Thornton Bharat LLP

### Bankers

State Bank of India

Punjab National Bank

Canara Bank

Indian Bank

Union Bank of India

Central Bank of India

Export Import Bank of India

HDFC Bank Limited

ICICI Bank Limited

Yes Bank Limited

Bank of Baroda

IndusInd Bank Limited

### Registrar & Transfer Agent

KFin Technologies Limited

Selenium Building, Tower-B, Plot No 31 & 32, Financial District, Nanakramguda, Serilingampally, Hyderabad, Rangareddi, Telangana - 500 032

Email: einward.ris@kfintech.com

Telephone: 1-800-309-4001



### **Registered office**

Trident Group, Sanghera, Barnala-148101  
Tel: +91-161-5039999 | Fax: +91-161-5039900

### **Trident Limited**

L99999PB1990PLC010307

**[www.tridentindia.com](http://www.tridentindia.com)**



**TRIDENT LIMITED**

**Registered Office:** Trident Group, Sanghera, Barnala - 148101, India

**CIN:** L99999PB1990PLC010307 | **Toll Free No. :** 1800-180-2999 | **Fax:** +91 161 5038800 | **Website:** [www.tridentindia.com](http://www.tridentindia.com) |

**E-mail:** [investor@tridentindia.com](mailto:investor@tridentindia.com)

# NOTICE OF ANNUAL GENERAL MEETING

Notice is hereby given that the 33rd Annual General Meeting of the Members of **Trident Limited ('the Company')** will be held on **Saturday, the 12th day of August, 2023** at **11:00 AM IST** through Video Conferencing ('VC') / Other Audio Visual Means ('OAVM') to transact the following businesses.

## ORDINARY BUSINESS

1. To receive, consider and adopt the Audited Standalone Financial Statements of the Company for the financial year ended on March 31, 2023 along with Reports of the Auditors and Directors thereon.
2. To receive, consider and adopt the Audited Consolidated Financial Statements of the Company for the financial year ended on March 31, 2023 along with Report of the Auditors thereon.
3. To ratify and confirm the interim dividend of ₹ 0.36 per Equity Share having face value of ₹ 1/- each, already paid during the financial year 2022-23.
4. To appoint a director in place of Mr Deepak Nanda (DIN: 00403335), who retires and being eligible, offers himself for re-appointment.

## SPECIAL BUSINESS

To consider and, if thought fit, to pass with or without modification(s), the following resolution as a **Special Resolution:**

### 5. To ratify the remuneration of Cost Auditors of the Company

To consider and, if thought fit, to pass with or without modification(s), the following resolution as an **Ordinary Resolution:**

**"RESOLVED** that pursuant to the provisions of Section 148 and other applicable provisions of the Companies Act, 2013 ("the Act") and Rules thereunder (including any statutory modification or re-enactment thereof for the time being in force) and all other applicable provisions, if any the members of the Company be and are hereby ratifies the remuneration of ₹ 4,62,000 (Rupees Four Lakh Sixty Two Thousand only) plus applicable taxes along with reimbursement of out of pocket expenses at actuals, payable to M/s Ramanath Iyer & Co., Cost Accountants, appointed by the Board of Directors as Cost Auditors of the Company to conduct the audit of the Cost Records of the Company for the financial year ending on March 31, 2024 ."

**"RESOLVED FURTHER** that the Board be and is hereby authorized to do all such acts, deeds, matters and things as may be deemed necessary, proper or desirable for the purpose of giving effect to this Resolution."

### 6. To approve raising of funds by way of Non-Convertible Debentures ('NCDs')

To consider and, if thought fit, to pass with or without modification(s), the following resolution as a **Special Resolution:**

**"RESOLVED** that pursuant to Section 23, 42 read with Section 71 of the Companies Act, 2013 (the "Act") read with the Companies (Prospectus and Allotment of Securities) Rules, 2014, the Companies (Share Capital and Debentures) Rules, 2014 and all other applicable provisions of the Act and the rules framed thereunder, as may be applicable, (including any statutory modifications or re-enactments thereof for the time being in force) and in accordance with the provisions of SEBI (Issue and Listing of Non-Convertible Securities) Regulations, 2021, SEBI (Listing Obligations and Disclosure Requirements) Regulations, 2015, the Foreign Exchange Management Act, 1999 or any other law, rules, guidelines, regulations for the time being in force and any other circulars, notifications and / or clarifications issued by any relevant authority (including any statutory modifications or re-

enactments thereof for the time being in force) and in terms of the Memorandum and Articles of Association of the Company, approval of the members of the Company be and is hereby accorded to the Board of Directors of the Company and / or Committee constituted by the Board (hereinafter referred to as the "Board") for making offer(s) , invitations, issue and allotment of Rupee denominated secured / unsecured, listed / unlisted redeemable Non-Convertible Debentures (hereinafter referred to as 'NCDs') for cash on a private placement basis and / or through public offer, in domestic and / or international markets, in one or more series / tranches for a face value of ₹10 Lakh per NCD or any other face value as decided by the Board aggregating upto ₹ 500,00,00,000/- (Indian Rupees Five Hundred Crore Only), issuable / redeemable, at discount / par / premium, during the period of 1 (one) year from the date of passing of this resolution, on such terms and conditions as the Board may, from time to time, determine and consider proper and most beneficial to the Company including as to when the said NCDs be issued, the face value, the consideration for the issue, mode of payment, coupon rate, redemption period, utilization of the issue proceeds and all matters connected therewith or incidental thereto to such eligible person or persons, including one or more Companies, Bodies Corporate(s), Statutory Corporations, Commercial Banks, Lending Agencies, Financial Institutions, Insurance Companies, Mutual Funds, Pension / Provident Funds, Individuals, Trusts and Limited Liability Partnerships, FIs, Portfolio Management Schemes, Foreign Portfolio Investors, as the case may be or such other person / persons as the Board / Committee constituted by the Board may decide so; provided that the said borrowing shall be within the overall borrowing limits of the Company."

**"RESOLVED FURTHER** that in terms of Memorandum and Articles of Association of the Company, the Board be and is hereby authorized to create security on the assets of the Company as may be required as per the agreed terms of the issue of aforesaid NCDs and to take such steps and to do all such acts, deeds, matters and things as they may deem fit and proper for the purposes of creating such security and settle any questions or difficulties that may arise in this regard."

**"RESOLVED FURTHER** that the Board be and is hereby authorised to delegate all or any of the powers conferred on it by or under this Resolution to any committee of the Board or to any Director of the Company, any other officer(s) or employee(s) of the Company or any professional as it may consider appropriate in order to take such steps and to do all such acts, deeds, matters and things as they may deem fit and proper for the purposes of the Issue and settle any questions or difficulties that may arise in this regard to the Issue."

## 7. To approve Trident Limited General Employee Benefits Scheme, 2023

To consider and, if thought fit, to pass with or without modification(s), the following resolution as a Special Resolution:

**"RESOLVED** that pursuant to the applicable provisions of the Companies Act, 2013 read with the rules framed thereunder, the Securities and Exchange Board of India (Share Based Employee Benefits and Sweat Equity) Regulations, 2021 ('SEBI SBEB & SE Regulations'), the SEBI (Listing Obligations and Disclosure Requirements) Regulations, 2015 (the 'Listing Regulations'), the circulars / guidelines issued by the Securities and Exchange Board of India ('SEBI'), the Memorandum and Articles of Association of the Company and all other applicable regulations, rules and circulars / guidelines, from time to time (including any statutory modification or re-enactment thereof for the time being in force), approval of the members of the Company be and is hereby accorded for the adoption and implementation of the 'Trident Limited General Employee Benefits Scheme, 2023' ('TLGEBS'), the salient features of which are set out in the explanatory statement annexed to this notice for providing welfare benefits to eligible employees of the Company."

**"RESOLVED FURTHER** that the approval of the members be and is hereby accorded to Board of Directors of the Company (hereinafter referred to as the 'Board', which term shall include the Nomination and Remuneration Committee constituted by the Board or any other committee which the Board may constitute to act as the 'Compensation Committee' under the SEBI SBEB & SE Regulations or their delegated authority to exercise its powers, including the powers conferred by this resolution) to determine the conditions for operation of TLGEBS in terms thereof, including without limitation, the criteria for determining the class of employees that would be eligible to receive benefits under TLGEBS, determination of the different kinds of employee benefits to be provided under TLGEBS and allocation of funds to different kinds of employee benefits within TLGEBS, subject to a maximum amount of INR 350 Crores."

**"RESOLVED FURTHER** that approval of the members be and is hereby accorded for TLGEBS to be implemented by 'Trident Limited Employees Welfare Trust', subject to the powers of the Board to determine the conditions for operation of TLGEBS in terms thereof."

**"RESOLVED FURTHER** that the Board be and is hereby authorised to make modifications in TLGEBS including in any ancillary documents thereto, as it may deem fit, from time to time, in its absolute discretion and in conformity with the provisions of the SEBI SBEB & SE Regulations and any other applicable laws."

**"RESOLVED FURTHER** that the Board be and is hereby authorised to execute all such deeds, documents and writings and to give such directions and / or instructions as may be necessary, proper or expedient to implement the TLGEBS, to give effect to any modification, alteration, amendment, suspension, withdrawal or termination of the TLGEBS, to settle all such questions, difficulties

or doubts whatsoever that may arise and to take all such actions as may be necessary for the purpose of the administration and superintendence of the TLGEBS in terms thereof and matters incidental or ancillary thereto, in conformity with the provisions of the SEBI SBEB & SE Regulations.”

#### 8. To approve transfer of excess monies from existing schemes to Trident Limited General Employee Benefits Scheme, 2023

To consider and, if thought fit, to pass with or without modification(s), the following resolution as a Special Resolution:

“**RESOLVED THAT** pursuant to all applicable provisions, of Companies Act, 2013 and rules made there under (including any statutory modification(s) or re-enactment thereof), Regulation 8 of Securities and Exchange Board of India (Share Based Employee Benefit and Sweat Equity) Regulations, 2021 (“SEBI SBEB & SE Regulations”), the SEBI (Listing Obligations and Disclosure Requirements) Regulations, 2015 (the ‘Listing Regulations’), the circulars / guidelines issued by the Securities and Exchange Board of India (‘SEBI’), the Memorandum and Articles of Association of the Company and all other applicable regulations, rules and circulars / guidelines, from time to time (including any statutory modification or re-enactment thereof for the time being in force), approval of the members of the Company be and is hereby accorded and the Board of Directors (which term shall include the Nomination and Remuneration Committee constituted by the Board or any other committee which the Board may constitute to act as the ‘Compensation Committee’ under the SEBI SBEB & SE Regulations or their delegated authority to exercise its powers, including the powers conferred by this resolution) be and is hereby authorised to transfer the excess monies with respect to the ‘Trident Limited Employee Stock Purchase Scheme - 2020 (“ESPS Scheme”) and Trident Limited Employee Stock Option Scheme - 2020 (“ESOS Scheme”) (together referred as “Schemes”), with the Trident Limited Employees Welfare Trust, for the benefit of employees of the Company under the ‘Trident Limited General Employee Benefits Scheme, 2023’.

“**RESOLVED FURTHER** that pursuant to Regulation 8 of SEBI SBEB & SE Regulations, applicable provisions, of Companies Act, 2013, if any, and rules made there under (including any statutory modification(s) or re-enactment thereof), and provisions of the Memorandum of Association and Article of Association of the Company, and any and all other applicable regulations, rules and circulars / guidelines, from time to time (including any statutory modification or re-enactment thereof for the time being in force), the consent of the members of the Company be and is hereby accorded to wind up the Schemes, in such manner as the Board may decide in accordance with the provisions of applicable laws.

**RESOLVED FURTHER** that the Board be and is hereby severally authorized to take such steps as may be necessary and to settle all matters arising out of and incidental thereto and sign and execute all deeds, applications, documents and writings that may be required, on behalf of the Company and generally to do all acts, deeds and things that may be necessary, proper, expedient or incidental for the purpose of giving effect to the aforesaid resolution.”

#### 9. To approve alteration in Articles of Association of the Company

To consider and, if thought fit, to pass with or without modification(s), the following resolution as a Special Resolution:

“**RESOLVED that** pursuant to the provisions of Section 14 and other applicable provisions, if any, of the Companies Act, 2013 read with Companies (Incorporation) Rules, 2014 (including any statutory modification or re-enactment thereof, for the time being in force), the approval of the Company be and is hereby given for substitution of following clauses, in place of existing clauses, in the Articles of Association of the Company.”

*Substitution of Article 189 (f)*

*The Company shall not make any investment (excluding ‘secured investments’) or provide any guarantee / create any security including collateral on its assets whether moveable or immovable in favour of any third party (including to and on behalf of its subsidiaries, associates, joint ventures). Provided that the same can be made only with prior approval of the shareholders.*

*Substitution of 189 (g)*

*The Board of Directors of the Company shall categorically delegate the authority, with respect to operation of bank account(s), to enter into any contract, agreement, deed or any other binding arrangement or to make any communication, to identified ‘notified officials’ of the Company, by way of a board resolution, inter-alia, containing the terms and conditions of such delegation.*

*Provided further that:*

- i. *the list of such notified officials, in whose favour such powers have been delegated by way of a board resolution, must be duly notified on the official website of the Company at [www.tridentindia.com](http://www.tridentindia.com) (except such information barred by law/authorities ) and such notification shall be deemed as valid notice of authority in favor of such notified officials.*
- ii. *The said delegation of power must be reviewed by the board of directors of the Company, atleast on quarterly basis, for either confirmation on existing authority or for making changes thereof and such changes shall be duly notified on the official website of the Company at [www.tridentindia.com](http://www.tridentindia.com) from time to time.*

- iii. *Only communications received from the domain '[@tridentindia.com](mailto:@tridentindia.com)' shall be treated as valid, official and legally tenable. Accordingly, the Company shall not be bound by any cybercrime instance including a communication not made from '[@tridentindia.com](mailto:@tridentindia.com)' domain.*
- iv. *Every external communication by the notified officials shall carry Name, Designation, Board Authorisation, date and Email ID of such notified official and such communication shall mandatorily be confirmed by the recipient.*
- v. *Except the notified officials, no other officials of the Company shall have any power to enter into a contract, agreement, deed or any other binding arrangement or to make any communication.*
- vi. *the Company shall not be liable for any act or omission by any of the non-notified officials.*
- vii. *Without prejudice, Company's rights, against the erring non-notified officials, shall remain intact.*

*Substitution of Article 189 (i)*

*The Company shall not grant any secured or unsecured Loans or Advances, or any other such transaction by whatever name called, to any vendor / supplier / manufacturer, employee, or any other party. Provided that the same can be made only with prior approval of the shareholders.*

**"RESOLVED FURTHER** that the Board of Directors of the Company be and is hereby authorised to do all such acts, deeds, matters and things as may be deemed necessary and expedient to give effect to the aforesaid resolution."

By Order of the Board  
For **Trident Limited**

**Hari Krishan**  
Company Secretary

Place : Sanghera  
Dated : July 1, 2023

**Registered Office:** Trident Group, Sanghera, Barnala - 148101, India  
**CIN:** L99999PB1990PLC010307,  
**Toll Free No. :** 1800-180-2999, **Fax:** +91 161 5038800,  
**Website:** [www.tridentindia.com](http://www.tridentindia.com), **E-mail:** [investor@tridentindia.com](mailto:investor@tridentindia.com)

**NOTES:**

- i. The Statement pursuant to Section 102 of the Companies Act, 2013 (the 'Act'), in relation to Special Business is annexed hereto. Additional information, pursuant to Regulation 36 of SEBI Listing Regulations and Secretarial Standard on General Meetings issued by the Institute of Company Secretaries of India, in respect of the Auditors / Directors seeking appointment / reappointment at the AGM, forms part of this Notice.
- ii. The Ministry of Corporate Affairs ('MCA'), vide its General Circular No. 20/2020, 14/2020, 17/2020, 02/2021, 02/2022 and 10/2022 and SEBI vide its Circular No. SEBI/ HO/ CFD/ CMD1/ CIR/ P/ 2020/ 79, SEBI/ HO/ CFD/ CMD2/ CIR/ P/ 2021/ 11, SEBI/ HO/ CFD/ CMD2/ CIR/ P/ 2022/ 62 and SEBI/HO/CFD/PoD-2/P/CIR/2023/4 allowed the Companies to conduct the AGM through Video Conferencing (VC) or Other Audio Visual Means (OAVM) without the physical presence of the Members at a common venue. In accordance with, the said circulars of MCA, SEBI and applicable provisions of the Act and SEBI (Listing Obligations and Disclosure Requirements) Regulations, 2015 (Listing Regulations), the 33rd AGM of the Company shall be conducted through VC / OAVM. The deemed venue for the AGM shall be the Registered Office of the Company. Participation of members through VC / OAVM will be reckoned for the purpose of quorum for the AGM as per section 103 of the Companies Act, 2013.
- iii. In compliance with the aforesaid MCA and SEBI Circulars, Notice of the AGM and Annual Report is being sent only through electronic mode to those Members whose email addresses are registered with the RTA / Depositories. Members may note that the Notice of the AGM and Annual Report will also be available on the Company's website at [www.tridentindia.com](http://www.tridentindia.com), websites of the Stock Exchanges i.e. BSE Limited and National Stock Exchange of India Limited at [www.bseindia.com](http://www.bseindia.com) and [www.nseindia.com](http://www.nseindia.com) respectively. Further, the Notice of AGM shall also be available on the website of the e-voting agency- KFin Technologies Limited at <https://www.evoting.kfintech.co>.

However, the Company shall send a hard copy of the Notice of 33rd AGM along with Annual Report 2022-23 to those Shareholders who request for the same. Shareholders who require a hard copy of the 33rd AGM Notice and Annual Report may send their requests to the E-mail ID: [investor@tridentindia.com](mailto:investor@tridentindia.com).

- iv. M/s. KFin Technologies Limited ("KFinTech") will be providing facilities for voting through remote e-voting, for participation in the 33rd AGM through VC/OAVM and e-voting during the AGM ("Insta Poll").
- v. Since the physical attendance of Members has been dispensed with, the facility for appointment of proxies by the Members will not be available for this AGM and hence the Attendance Slip, Route Map and Proxy Form are not annexed to this Notice.
- vi. Institutional / Corporate Members are requested to send a scanned copy (PDF / JPEG format) of the Board Resolution authorising its representatives to attend and vote at the AGM, pursuant to Section 113 of the Act, to the Scrutinizer by e-mail through its registered e-mail address with a copy marked to [evoting@kfintech.com](mailto:evoting@kfintech.com). The scanned image of the above mentioned documents should be in the naming format 'TL\_EVN
- vii. The statutory documents of the Company and/or the documents referred to in this Notice will also be available for electronic inspection without any fee by the members from the date of circulation of this Notice upto the date of AGM. Members seeking to inspect can send an e- mail to Investor Service Cell of the Company at [investor@tridentindia.com](mailto:investor@tridentindia.com). Electronic copy of the 'Register of Directors and Key Managerial Personnel and their Shareholding' maintained under Section 170 of the Act and the 'Register of Contracts or Arrangements' in which Directors of the Company are interested under Section 189 of the Act, shall be accessible to members during 33rd AGM, on the e-AGM platform
- viii. Members may please note that SEBI vide its Circular No. SEBI/HO/MIRSD/MIRSD\_RTAMB/P/CIR/2022/8 dated January 25, 2022 has mandated the listed companies to issue securities in dematerialized form only while processing service requests viz. Issue of duplicate securities certificate; claim from unclaimed suspense account; renewal / exchange of securities certificate; endorsement; sub-division/splitting of securities certificate; consolidation of securities certificates/folios; transmission and transposition. Accordingly, Members are requested to make service requests by submitting a duly filled and signed Form ISR – 4, the format of which is available on the Company's website at <https://www.tridentindia.com/statutory-disclosure>. It may be noted that any service request can be processed only after the folio is KYC Compliant.
- ix. SEBI vide its notification dated January 24, 2022 has mandated that all requests for transfer of securities including transmission and transposition requests shall be processed only in dematerialized form. In view of the same and to eliminate all risks associated with physical shares and avail various benefits of dematerialisation, Members are advised to dematerialise the shares held by them in physical form. Members can contact the Company's RTA, for assistance in this regard.
- x. Members are requested to note that, dividends if not encashed within seven years from the date of transfer to the Company's Unpaid Dividend Account, will be transferred to the Investor Education and Protection Fund ('IEPF'). Further, all the Shares in respect of which dividend remains unclaimed for seven consecutive years or more from the date of transfer to the Company's Unpaid Dividend Account shall also be transferred to IEPF Authority.

The Details regarding dividends are as under:

Financial Year	Dividend	Date of Declaration	Due date for transfer to IEPF
2015-16	Final	September 9, 2016	October 16, 2023
2016-17	1st Interim	August 7, 2016	September 13, 2023
	2nd Interim	January 18, 2017	February 24, 2024
2017-18	Final	September 23, 2017	October 30, 2024
	1st Interim	August 12, 2017	September 18, 2024
	2nd Interim	January 29, 2018	March 7, 2025
2018-19	Final	September 12, 2018	October 19, 2025
	1st Interim	August 7, 2018	September 13, 2025
	2nd Interim	October 15, 2018	November 21, 2025
2019-20	3rd Interim	January 15, 2019	February 21, 2026
	Final	September 30, 2019	November 6, 2026
	1st Interim	August 3, 2019	September 9, 2026
	2nd Interim	November 2, 2019	December 8, 2026
2020-21	3rd Interim	February 20, 2020	March 28, 2027
	Final	August 27, 2021	October 04, 2028
2021-22	Interim	October 21, 2021	November 27, 2028
2022-23	Interim	August 9, 2022	September 15, 2029
2023-24	Interim	May 24, 2023	June 30, 2030

In view of this, Members are requested to claim their dividends from the Company, within the stipulated timeline. The Members, whose unclaimed dividends / shares have been transferred to IEPF, may claim the same by making an online application to the IEPF Authority in web Form No. IEPF-5 available on [www.iepf.gov.in](http://www.iepf.gov.in).

- xi. Pursuant to Finance Act, 2020, dividend income is taxable in the hands of shareholders w.e.f. April 1, 2020 and the Company is required to deduct tax at source from dividend paid to shareholders at the prescribed rates. For the prescribed rates for various categories, please refer to the Finance Act, 2020 and the amendments thereof.
- xii. SEBI has mandated the submission of PAN by every participant in the securities market. Members holding shares in electronic form are, therefore, requested to submit their PAN to their depository participant(s). Members holding shares in physical form are required to submit their PAN details to the Company's RTA.
- xiii. As per the provisions of Section 72 of the Act, the facility for submitting nomination is available for members in respect of the shares held by them. Members who have not yet registered their nomination are requested to register the same by submitting Form No. SH-13. If a Member desires to opt out or cancel the earlier nomination and record a fresh nomination, he/ she may submit the same in Form ISR-3 or SH-14 as the case may be. The form can be downloaded from the RTA's website at <https://ris.kfintech.com/clientservices/isc/>.  
 Members are requested to submit these details to their DP in case the shares are held by them in electronic form, and to the Company's RTA, in case the shares are held in physical form.
- xiv. Members are requested to intimate changes, if any, pertaining to their name, postal address, e-mail address, telephone / mobile numbers, Permanent Account Number (PAN), mandates, nominations, power of attorney, bank details such as, name of the bank and branch details, bank account number, MICR code, IFSC code etc., to their DPs if the shares are held by them in demat form and to Company's RTA if the shares are held by them in physical form in prescribed Form ISR-1 and other forms pursuant to SEBI Circular No. SEBI/HO/MIRSD/MIRSD\_RTAMB/P/CIR/2021/655 dated November 3, 2021.
- xv. Members holding shares in physical form, in identical order of names, in more than one folio are requested to send to the Company's RTA, the details of such folios together with the share certificates and self attested copy of PAN card and Aadhar card for consolidating their holdings in one folio. Requests for consolidation of share certificates shall be processed in dematerialized form.

# Statement Pursuant to Section 102 of the Companies Act, 2013

## Item No. 5

The Board, on the recommendations of the Audit Committee, has approved the appointment and remuneration of M/s Ramanath Iyer & Co., Cost Accountants, as Cost Auditors to conduct the audit of the cost records of the Company for the financial year ending on March 31, 2024 at remuneration as specified in the resolution plus applicable taxes and reimbursement of out-of-pocket expenses.

In accordance with the provisions of Section 148 of the Companies Act, 2013 read with the Companies (Audit and Auditors) Rules, 2014, and other applicable provisions, the remuneration payable to the Cost Auditors has to be ratified by the shareholders of the Company.

Your Board recommends the passing of Ordinary Resolution set out at Item No. 5 of the Notice for approval by the shareholders in the interest of the Company.

None of the Directors and/or Key Managerial Personnel of the Company and/or their relatives is concerned or interested financially or otherwise in the resolution set out at Item No. 5 of the Notice.

## Item No. 6

SEBI vide its circular SEBI/HO/DDHS/CIR/P/2018/144 dated November 26, 2018 has provided mechanism for Fund raising by issuance of Debt Securities by Large Entities. The Company has been identified as Large Entities under the said circular and accordingly, the Company is required to raise funds by way of Non-Convertible Debentures ('NCDs').

In terms of Section 23, 42 read with Section 71 of the Companies Act, 2013 and Rule 14 of the Companies (Prospectus and Allotment of Securities) Rules, 2014, a Company shall not make a private placement or public issue of its securities unless the proposed offer of securities or invitation to subscribe to the securities has been previously approved by the Members of the Company by a Special Resolution. In case of an offer or invitation to subscribe to non-convertible debentures on private placement basis or public issue, the Company can obtain previous approval of its shareholders by means of a Special Resolution once a year for all the offers or invitations for such non-convertible debentures during the year.

Accordingly, an enabling resolution as set out at Item No. 6 of the Notice is therefore being sought, to borrow funds by offer or invitation to subscribe to secured / unsecured listed / unlisted redeemable non-convertible debentures for a face value of ₹10 Lakh per NCD or any other face value as decided by the Board per NCD for an aggregate amount not exceeding ₹ 500,00,00,000/- (Indian Rupees Five Hundred Crore Only). This resolution would be valid for a period of 12 months from the date of the passing of this resolution at the Annual General Meeting.

The price at which the securities will be issued will be determined by the Board of Directors of the Company in accordance with applicable law and in consultation with the appropriate advisors.

The Board shall utilize the proceeds for business purposes, including but not limited to augmenting financial resources for organic / inorganic growth opportunities, meeting the capital requirements of the ongoing consolidation process, meeting and satisfaction of working capital requirements, repayment of existing borrowings, general corporate purposes and financing investment opportunities. The Company may offer or invite subscription to more secured/unsecured redeemable non-convertible debentures, in one or more tranches on a private placement basis.

Your Board recommends the passing of Special Resolution set out at Item No. 6 of the Notice for approval by the shareholders in the interest of the Company.

The Directors and/or Key Managerial Personnel of the Company and/or their relatives are concerned or interested financially or otherwise in the resolution set out at Item No. 6 of the Notice to the extent of their shareholding.

## Item No. 7

The Company implemented the "Trident Limited Employee Stock Purchase Scheme - 2020" ("ESPS Scheme") and "Trident Limited Employee Stock Option Scheme - 2020" ("ESOS Scheme") (together referred as "Schemes") on July 9, 2020. In order to manage the Schemes, the Company settled a trust under the name of Trident Limited Employees Welfare Trust ("Trust"). One of the objectives of the said Trust as provided in the trust deed dated June 15, 2020 ("Trust Deed") is to acquire, hold and allocate/transfer equity shares of the Company to eligible employees on the terms and conditions as specified under the employee benefit schemes implemented by the Company in accordance with the Securities and Exchange Board of India (Share Based Employee Benefits and Sweat Equity) Regulations, 2021.

The Trust has certain funds which include funds from dividend income, interest income, sale of excess shares of the Company not backed by grant etc. In accordance with its objects (as per the Trust Deed), the trustees of the ESOP Trust and Board intend to allocate and utilise the funds available with the Trust, and will have in the future from various sources, towards the benefit and welfare of existing and future employees of the Company.

In light of above, the Company proposes to implement of Trident Limited General Employee Benefits Scheme, 2023 ('2023 GEBS Scheme'), after approval of Shareholders, through Trident Limited Employee Welfare Trust, with the objects which inter alia includes provision of free/subsidized welfare measures/benefits to employees, including, but not limited to, meals/ food Coupons, Hostel/accommodation including electricity, healthcare (inpatient & outpatient), health insurance, benefits in the event of sickness/accident/disability/death, uniforms, transportation, skill development, education, scholarships, rewards & recognition, industrial tours or such other welfare activities and benefits as may be determined by the Nomination and Remuneration Committee, from time to time.

The following are the details as required under Securities and Exchange Board of India (Share Based Employee Benefits and Sweat Equity) Regulations, 2021:

1. **Brief Description of the Scheme:** The Company proposes to implement 2023 GEBS Scheme with the objects which inter alia includes provision of free/subsidized welfare measures/benefits to employees, including, but not limited to, meals/ food Coupons, Hostel/accommodation including electricity, healthcare (inpatient & outpatient), health insurance, benefits in the event of sickness/accident/ disability/death, uniforms, transportation, skill development, education, scholarships, rewards & recognition, industrial tours or such other welfare activities and benefits as may be specified by the Nomination and Remuneration Committee, from time to time.

#### Source of funds for the Scheme

- i. The Trust will utilize the excess funds held by the Trust for the purpose of providing benefits under the 2023 GEBS Scheme.
- ii. In future, the Trust may also receive funds from various sources which may be utilised for providing benefits to eligible employees under the 2023 GEBS Scheme, including without limitation:
  - (a) funds arising out of sale of Shares which were lying unappropriated from the erstwhile schemes of the Company;
  - (b) dividend income on the Shares of the Company held by the Trust;
  - (c) interest income from the funds remaining with the Trust;
  - (d) charges/ fees paid by the Eligible Employees for availing the Benefits under the 2023 GEBS Scheme.
- iii. The ESOP Trust may also obtain loan/ financial assistance from the Company for the 2023 GEBS Scheme, subject to compliance with applicable regulations.

#### Kinds of benefits that the eligible employees would be entitled to:

- iv. The Nomination and Remuneration Committee will determine the benefits to be provided to eligible employees under the 2023 GEBS Scheme from time to time.
- v. The following is an illustrative list of benefits that may be provided to the Eligible Employees, at free of cost/subsidized cost, under the 2023 GEBS Scheme:
  - Company owned housing facilities: Allocation of company-owned housing units/hostels to employees through a fair and transparent allocation process to ensure equitable distribution among Eligible Employees.
  - Food and beverage discounts: Special discounts or free meals or food coupons to be provided for employees. Health and wellness benefits: Medical Insurance upto the sum as the Nomination and Remuneration Committee shall determine from time to time.
  - Health insurance: comprehensive medical, dental, and vision coverage for employees and their dependents.
  - Wellness programs: access to wellness initiatives, including fitness classes, health screenings, and nutrition counseling.
  - Employee Assistance Program: Confidential counseling services for personal, family, or work-related challenges.
  - Career development and training: Organizing training and development programs for opportunities for employees to enhance their skills and knowledge through workshops, seminars, and online courses.



### Rewards and Recognition:

- Performance bonuses: Incentives tied to individual or team performance metrics and achievements.
- Employee appreciation: Recognition programs to acknowledge outstanding contributions, such as "Employee of the Month" or peer-to-peer recognition.
- Long-service awards: Rewards and recognition for employees' loyalty and dedicated service.

2. **the total number of options, SARs, shares or benefits, as the case may be, to be offered and granted:** The details of benefits to be provided to the eligible employees is set out in #1 above.
3. **identification of classes of employees entitled to participate and be beneficiaries in the scheme(s):** The 2023 GEBS Scheme will cover all eligible employees as defined under the SEBI SBEB & SE Regulations. The specific eligible employees to whom the benefits would be granted, and their eligibility criteria would be determined by the Nomination and Remuneration Committee, from time to time.
4. **requirements of vesting and period of vesting:** Not Applicable.
5. **maximum period (subject to regulation 18(1) and 24(1) of these regulations, as the case may be) within which the options / SARs / benefits shall be vested:** The NRC Committee shall determine the procedure through which eligible employees may avail the benefits in terms of the 2023 GEBS Scheme.
6. **exercise price, SAR price, purchase price or pricing formula:** Not Applicable.
7. **exercise period/offer period and process of exercise/acceptance of offer:** Not Applicable.
8. **the appraisal process for determining the eligibility of employees for the scheme(s):** The appraisal process will be determined by the Nomination and Remuneration Committee, from time to time.
9. **maximum number of options, SARs, shares, as the case may be, to be offered and issued per employee and in aggregate, if any:**  
  
The Nomination and Remuneration Committee will determine the amount for the purpose of providing the benefits under the 2023 GEBS Scheme, subject to a cap of INR 350 crores in aggregate. Further, the allocation of such amount amongst different kinds of benefits available under the 2023 GEBS Scheme would be determined by the Nomination and Remuneration Committee.
10. **maximum quantum of benefits to be provided per employee under a scheme(s):** The maximum quantum of benefits per eligible employee or class of eligible employees under the 2023 GEBS Scheme will be determined by the Nomination and Remuneration Committee, from time to time.
11. **whether the scheme(s) is to be implemented and administered directly by the company or through a trust:** The 2023 GEBS Scheme shall be implemented by the Trust.
12. **whether the scheme(s) involves new issue of shares by the company or secondary acquisition by the trust or both:** The 2023 GEBS Scheme does not involve issue of shares by the Company for the purposes of the scheme and does not involve any secondary acquisition by the Trust.
13. **the amount of loan to be provided for implementation of the scheme(s) by the company to the trust, its tenure, utilization, repayment terms, etc.:** Not Applicable.
14. **maximum percentage of secondary acquisition (subject to limits specified under the regulations) that can be made by the trust for the purposes of the scheme(s):** Not Applicable.
15. **a statement to the effect that the company shall conform to the accounting policies specified in regulation 15:** The 2023 GEBS Scheme is consistent with the provisions of the SEBI SBEB & SE Regulations. The Company shall conform to the accounting policies specified in Regulation 15 of the SEBI (Securities and Exchange Board of India (Share Based Employee Benefits and Sweat Equity) Regulations, 2021.
16. **the method which the company shall use to value its options or SARs:** Not Applicable.
17. **the following statement, if applicable "In case the company opts for expensing of share based employee benefits using the intrinsic value, the difference between the employee compensation cost so computed and the employee compensation cost that shall have been recognized if it had used the fair value, shall be disclosed in the Directors' report and the impact of this difference on profits and on earnings per share ("EPS") of the company shall also be disclosed in the Directors' report":** Not Applicable.

18. **period of lock-in:** Not Applicable.

19. **Terms & conditions for buyback, if any, of specified securities covered under these regulations:** Not Applicable.

None of the Directors, Key Managerial Personnel of the Company or their relatives is concerned or interested, financially or otherwise, in the resolution except to the extent of their shareholding in the Company and the benefits that may be granted to them under "2023 GEBS Scheme".

The Board of Directors recommends the resolutions set out at Item No. 7 of the Notice for approval of the members by way of Special Resolution.

#### **Item No. 8**

The Board of Directors and the Shareholders of Trident Limited ('the Company') had approved the "Trident Limited Employee Stock Purchase Scheme - 2020" ("ESPS Scheme") and "Trident Limited Employee Stock Option Scheme - 2020" ("ESOS Scheme") (together referred as "**Schemes**") in their meetings held on May 16, 2020 and July 9, 2020 respectively. These Schemes were effective from July 9, 2020. In order to manage the Schemes, the Company settled a trust under the name of Trident Limited Employees Welfare Trust ("Trust"). One of the objectives of the said Trust as provided in the trust deed dated June 15, 2020 ("Trust Deed") is to acquire, hold and allocate/transfer equity shares of the Company to eligible employees on the terms and conditions as specified under the employee benefit schemes implemented by the Company in accordance with the Securities and Exchange Board of India (Share Based Employee Benefits and Sweat Equity) Regulations, 2021. The Trust had purchased the Company's equity shares aggregating 100,000,000 equity shares from the secondary open market for which the Company had given an interest free loan to Trust amounting to INR 751.0 million. The Trust issued shares to the eligible employees in accordance with the ESPS Scheme and as well as the ESOS Scheme. As on March 31, 2023, Trust has repaid the loan to the Company.

On March 28, 2023, the Nomination and Remuneration Committee of the Company ['Compensation Committee' in terms of the Securities and Exchange Board of India (Share Based Employee Benefits and Sweat Equity) Regulations, 2021] approved the winding-up of the Schemes. Further, the Nomination and Remuneration Committee has approved the disposal of remaining shares with the Trust in the secondary market.

The members are informed that upon winding up of the Schemes, and pursuant to Regulation 8 of the Securities and Exchange Board of India (Share Based Employee Benefits and Sweat Equity) Regulations, 2021, all the excess cash with the Trust after meeting all the obligations with respect to Schemes will be transferred and utilized under the Trident Limited General Employee Benefits Scheme, 2023 for the benefit of the employees, for which Shareholders' approval is sought.

Your Board recommends the passing of Special Resolution set out at Item No. 8 of the Notice for approval of the members in the interest of the Company.

#### **Item No. 9**

The Company proposes to implement a Risk Management Framework through Article 189 by imposing control on commercial, financial, economic or business arrangements to be entered by the Company. To this effect, substitution of existing sub-clauses of Article 189 of Articles of Association is required.

Your Board recommends the passing of Special Resolution set out at Item No. 9 of the Notice for approval of the members in the interest of the Company.

The Directors and/or Key Managerial Personnel of the Company and/or their relatives may be deemed to be interested in the said item to the extent of their shareholding interest, if any, in the Company. Save and except the above none of the Directors and /or Key Managerial Personnel of the Company and /or their relatives are concerned or interested financially or otherwise in the resolution set out at Item No. 8 of the Notice

By Order of the Board  
For **Trident Limited**

Place : Sanghera  
Dated : July 1, 2023

**Hari Krishan**  
Company Secretary

**Additional Information of Directors seeking appointment / re-appointment at the forthcoming Annual General Meeting pursuant to Regulation 36(3) of SEBI LODR Regulations, Companies Act, 2013 and Secretarial Standards ('SS-2'), issued by the Institute of Company Secretaries of India on General Meetings, as on the date of Notice.**

<b>Particulars</b>	<b>Mr Deepak Nanda*</b>
DIN	00403335
Age	63 years
Date of first appointment on the Board	November 12, 2011
Experience/Nature of expertise in specific functional areas	Refer Director's Profile as detailed in Annual Report
Qualification	M.Sc. (Honours)
Shareholding as on date	Nil
Relation with other Directors/KMP	None
Terms and Conditions of appointment and remuneration proposed	The subject re-appointment is because of retirement due to rotation. There is no change in the terms and conditions of Mr. Deepak Nanda as Managing Director
Name of listed entities from which the person has resigned in the past three years	Nil
In case of independent directors, the skills and capabilities required for the role and the manner in which the proposed person meets such requirements.	Not applicable
Experience (including expertise in specific functional area) / Brief Resume	
Remuneration sought to be paid / last drawn	
Number of Meetings of Board attended during the year	As detailed in Annual Report
Directorship held in other companies including Listed companies	
Membership/ Chairmanship of Committees in other including Listed Companies	
Skills and capabilities required and the manner in which he meets the requirements	Refer Corporate Governance Report forming part of Annual Report
Justification for choosing the Appointee	The subject re-appointment is because of retirement due to rotation.

\*Mr Deepak Nanda is interested in the Ordinary Business set out at Item No. 4, of the Notice with regard to his re-appointment due to retiring by rotation. The relatives of Mr Deepak Nanda may be deemed to be interested in the said Business to the extent of their shareholding interest, if any, in the Company. Save and except the above, none of the Directors / Key Managerial Personnel of the Company/their relatives is, in any way, concerned or interested, financially or otherwise, in the Business set out under Item No. 4, respectively.

# ANNEXURE TO NOTICE OF ANNUAL GENERAL MEETING

## INSTRUCTIONS FOR THE MEMBERS FOR E-VOTING FACILITY AND ATTENDING THE E-AGM THROUGH VIDEO CONFERENCE

In compliance with the provisions of Section 108 of the Act read with Rules made thereunder and Regulation 44 of the SEBI Listing Regulations, the Company is offering e-voting facility to all Members of the Company.

The voting rights of the Members shall be in proportion to the number of shares held by them in the equity share capital of the Company as on the cut-off date, the cut-off date being **Saturday, August 5, 2023**.

A person, whose name is recorded in the Register of Members or in the Register of Beneficial Owners (in case of electronic shareholding) maintained by the Depositories as on the cut-off date, **Saturday, August 5, 2023** only shall be entitled to avail the facility of remote e-voting/e-voting at the AGM. KFintech will be facilitating remote e-voting to enable the Members to cast their votes electronically.

### **A person who is not a Member as on the cut-off date should treat this Notice for information purposes only.**

The remote e-voting facility will be available during the following period:

Commencement of remote e-voting: **From 9.00 a.m. (IST) on August 9, 2023.**

End of remote e-voting: **At 5.00 p.m. (IST) on August 11, 2023.**

The remote e-voting will not be allowed beyond the aforesaid date and time and the remote e-voting module shall be disabled/ blocked by Kfintech upon expiry of aforesaid period. Once the vote on a Resolution is cast by the Member(s), they shall not be allowed to change it subsequently or cast the vote again.

The Board of Directors has appointed Ms. Jyotsna, Practicing Company Secretary (FCS 10334, CP 21804), Proprietor of Jyotsna & Associates, Company Secretaries, as Scrutinizer for conducting the e-voting process, in a fair and transparent manner.

The Scrutinizer will submit its report, after the completion of scrutiny, to the Chairman of the Company or any person authorized by him. The results of the e-voting along with Scrutinizer's Report shall be displayed on the Company's website [www.tridentindia.com](http://www.tridentindia.com) and shall also be communicated to the stock exchanges on which the shares of the Company are listed i.e. BSE Limited and National Stock Exchange of India Limited at [www.bseindia.com](http://www.bseindia.com) and [www.nseindia.com](http://www.nseindia.com) respectively, within two (2) working days from the conclusion of the AGM.

In terms of SEBI circular no. SEBI/HO/CFD/CMD/ CIR/P/2020/242 dated December 9, 2020 on e-Voting facility provided by Listed Companies, Individual shareholders holding securities in demat mode are allowed to vote through their demat account maintained with Depositories and Depository Participants. Shareholders are advised to update their mobile number and email Id in their demat accounts in order to access e-Voting facility.

The details of the process and manner for remote e-Voting are explained herein below:

**Step A :** Instructions for access to KFintech e-Voting system in case remote e-voting by (i) shareholders other than individuals holding shares of the company in demat mode and (ii) all shareholders holding shares in physical mode

**Step B :** Instructions for access to Depositories e-Voting system in case of Individual shareholders holding securities in demat mode

**Step C :** Instructions for Members for Attending the e-AGM:

### **A. Instructions for access to KFintech e-Voting system in case remote e-voting by (i) shareholders other than individuals holding shares of the company in demat mode and (ii) all shareholders holding shares in physical mode**

- i) Members whose email IDs are registered with the Company/ Depository Participant (s), will receive an email from KFintech which will include details of E-Voting Event Number (EVEN), USER ID and password. They will have to follow the following process:
  1. Initial password is provided in the body of the email.
  2. Launch internet browser and type the URL: <https://evoting.kfintech.com> in the address bar.
  3. Enter the login credentials i.e. User ID and password mentioned in your email. Your Folio No./DP ID Client ID will be your User ID. However, if you are already registered with KFin for e-voting, you can use your existing User ID and password for casting your votes.

4. After entering the details appropriately, click on LOGIN.
  5. You will reach the password change menu wherein you are required to mandatorily change your password. The new password shall comprise of minimum 8 characters with at least one upper case (A-Z), one lower case (a-z), one numeric value (0-9) and a special character (@,#,\$,etc.). It is strongly recommended not to share your password with any other person and take utmost care to keep your password confidential.
  6. You need to login again with the new credentials.
  7. On successful login, the system will prompt you to select the EVENT i.e. Trident Limited
  8. On the voting page, the number of shares (which represents the number of votes) held by you as on the cut-off date will appear. If you desire to cast all the votes assenting/dissenting to the resolution, enter all shares and click 'FOR' / 'AGAINST' as the case may be or partially in 'FOR' and partially in 'AGAINST', but the total number in 'FOR' and/or 'AGAINST' taken together should not exceed your total shareholding as on the cut-off date. You may also choose the option 'ABSTAIN' and the shares held will not be counted under either head.
  9. Members holding multiple folios/demat accounts shall choose the voting process separately for each folio/demat account.
  10. Cast your votes by selecting an appropriate option and click on 'SUBMIT'. A confirmation box will be displayed. Click 'OK' to confirm, else 'CANCEL' to modify. Once you confirm, you will not be allowed to modify your vote subsequently. During the voting period, you can login multiple times till you have confirmed that you have voted on the resolution.
  11. In case of any queries/grievances, you may refer the Frequently Asked Questions (FAQs) for Members and e-voting User Manual available at the 'download' section of <https://evoting.kfintech.com> or call KFin on 1800 309 4001 (toll free).
- ii) Members whose email IDs are not registered with the Company/Depository Participants(s), and consequently on whom, the Annual Report, Notice of AGM and e-voting instructions cannot be served, will have to follow the following process:
1. Members who have not registered their email address, may temporarily get their email address and mobile number registered with KFinTech for the purpose of receiving Annual Report, Notice of AGM and e-voting instructions, by accessing the link: <https://ris.kfintech.com/clientservices/mobilereg/mobileemailreg.aspx>. Members are requested to follow the process as guided to capture the email address and mobile number for receiving the soft copy of the notice, Annual Report and e-voting instructions along with the User ID and Password. In case of any queries, member may write to [einward.ris@kfintech.com](mailto:einward.ris@kfintech.com).
  2. Alternatively, member may send an e-mail request at the email id [einward.ris@kfintech.com](mailto:einward.ris@kfintech.com) along with scanned copy of the signed request letter providing the email address, mobile number, self-attested PAN copy and Client Master copy in case of electronic folio and copy of share certificate in case of physical folio for sending the Annual Report, Notice of AGM and the e-voting instructions.
  3. After receiving the e-voting instructions, please follow all steps above to cast your vote by electronic means.

In case a person has become a Member of the Company after dispatch of AGM Notice but on or before the cut-off date for E-voting, he/she may obtain the User ID and Password in the manner as mentioned below:

If the mobile number of the member is registered against Folio No./ DP ID Client ID, the member may send SMS: MYEPWD <space> E-Voting Event Number+Folio No. or DP ID Client ID to 9212993399

- Example for NSDL: MYEPWD <SPACE> IN12345612345678
- Example for CDSL: MYEPWD <SPACE> 1402345612345678
- Example for Physical: MYEPWD <SPACE> XXXX1234567890

If e-mail address or mobile number of the member is registered against Folio No. / DP ID Client ID, then on the home page of <https://evoting.kfintech.com/>, the member may click "Forgot Password" and enter Folio No. or DP ID Client ID and PAN to generate a password.

## B. Instructions for access to Depositories e-Voting system in case of Individual shareholders holding securities in demat mode

In terms of SEBI circular dated December 9, 2020 on e-Voting facility provided by Listed Companies, Individual shareholders holding securities in demat mode are allowed to vote through their demat account maintained with Depositories and Depository Participants. Shareholders are advised to update their mobile number and email Id in their demat accounts in order to access e-Voting facility.

### 1. INDIVIDUAL SHAREHOLDERS HOLDING SECURITIES IN DEMAT MODE WITH NSDL

- (a) If you are already registered for NSDL IDeAS facility, please visit the e-Services website of NSDL. Open web browser by typing the following URL: <https://eservices.nsd.com> either on a Personal Computer or on a mobile. Once the home page of e-Services is launched, click on the "Beneficial Owner" icon under "Login" which is available under 'IDeAS' section. A new screen will open. You will have to enter your User ID and Password. After successful authentication, you will be able to see e-Voting services. Click on "Access to e-Voting" under e-Voting services and you will be able to see e-Voting page. Click on company name or e-Voting service provider name and you will be re-directed to e-Voting service provider website for casting your vote during the remote e-Voting period or joining virtual meeting & voting during the meeting.
- (b) If the user is not registered for IDeAS e-Services, option to register is available at <https://eservices.nsd.com>. Select "Register Online for IDeAS" Portal or click at <https://eservices.nsd.com/SecureWeb/IdeasDirectReg.jsp>
- (c) Visit the e-Voting website of NSDL. Open web browser by typing the following URL: <https://www.evoting.nsd.com/> either on a Personal Computer or on a mobile. Once the home page of e-Voting system is launched, click on the icon "Login" which is available under 'Shareholder/Member' section. A new screen will open. You will have to enter your User ID (i.e. your sixteen digit demat account number hold with NSDL), Password/OTP and a Verification Code as shown on the screen. After successful authentication, you will be redirected to NSDL Depository site wherein you can see e-Voting page. Click on company name or e-Voting service provider name and you will be redirected to e-Voting service provider website for casting your vote during the remote e-Voting period or joining virtual meeting & voting during the meeting.

### 2. INDIVIDUAL SHAREHOLDERS HOLDING SECURITIES IN DEMAT MODE WITH CDSL

- (a) Existing user of who have opted for Easi / Easiest, they can login through their user id and password. Option will be made available to reach e-Voting page without any further authentication. The URL for users to login to Easi / Easiest are <https://web.cdslindia.com/myeasi/home/login> or [www.cdslindia.com](http://www.cdslindia.com) and click on New System Myeasi.
- (b) After successful login of Easi / Easiest the user will be also able to see the E Voting Menu. The Menu will have links of e-Voting service provider i.e. NSDL, KFINTECH, LINK NTIME, CDSL. Click on e-Voting service provider name to cast your vote.
- (c) If the user is not registered for Easi/Easiest, option to register is available at [https://web.cdslindia.com/myeasi/Registration/ EasiRegistration](https://web.cdslindia.com/myeasi/Registration/EasiRegistration).
- (d) Alternatively, the user can directly access e-Voting page by providing demat Account Number and PAN No. from a link in [www.cdslindia.com](http://www.cdslindia.com) home page. The system will authenticate the user by sending OTP on registered Mobile & Email as recorded in the demat Account. After successful authentication, user will be provided links for the respective ESP where the E Voting is in progress.

### 3. INDIVIDUAL SHAREHOLDERS (HOLDING SECURITIES IN DEMAT MODE) LOGIN THROUGH THEIR DEPOSITORY PARTICIPANTS

You can also login using the login credentials of your demat account through your Depository Participant registered with NSDL/CDSL for e-Voting facility. Once login, you will be able to see e-Voting option. Once you click on e-Voting option, you will be redirected to NSDL/CDSL Depository site after successful authentication, wherein you can see e-Voting feature. Click on company name or e-Voting service provider name and you will be redirected to e-Voting service provider website for casting your vote during the remote e-Voting period.

**Important note: Members who are unable to retrieve User ID/ Password are advised to use Forget User ID and Forget Password option available at abovementioned website.**

Helpdesk for Individual Shareholders holding securities in demat mode for any technical issues related to login through Depository i.e. NSDL and CDSL.

### 4. NSDL HELPDESK DETAILS FOR INDIVIDUAL SHAREHOLDERS HOLDING SECURITIES IN DEMAT WITH NSDL

Members facing any technical issue in login can contact NSDL helpdesk by sending a request at [evoting@nsdl.co.in](mailto:evoting@nsdl.co.in) or call at toll free no.: 1800 1020 990 and 1800 22 44 30

5. CDSL HELPDESK DETAILS FOR INDIVIDUAL SHAREHOLDERS HOLDING SECURITIES IN DEMAT WITH CDSL

Members facing any technical issue in login can contact CDSL helpdesk by sending a request at [helpdesk.evoting@cdslindia.com](mailto:helpdesk.evoting@cdslindia.com) or contact at 022- 23058738 or 22-23058542-43.

**C. Instructions for Members for Attending the e-AGM:**

1. Facility of joining the AGM through VC / OAVM shall open 15 minutes before the time scheduled for the start of AGM and will be closed on expiry of 15 minutes after such scheduled time of AGM.
2. Facility of joining the AGM through VC / OAVM shall be available for atleast 1,000 members on first come first served basis. However, the participation of members holding 2% or more shares, Promoters, Institutional Investors, Directors, Key Managerial Personnel, Chairpersons of Audit Committee, Stakeholders' Relationship Committee, Nomination and Remuneration Committee and Auditors are not restricted on first come first serve basis.
3. Member will be provided with a facility to attend the AGM through VC / OAVM platform provided by KFintech. Members may access the same at <https://emeetings.kfintech.com/> by using the e-voting login credentials provided in the email received from the Company/ KFintech. After logging in, click on the Video Conference tab and select the EVEN of the Company. Click on the video symbol and accept the meeting etiquettes to join the meeting. Please note that the members who do not have the User ID and Password for e-Voting or have forgotten the User ID and Password may retrieve the same by following the remote e-Voting instructions mentioned above.
4. Members are encouraged to join the Meeting through Laptops/ Desktops with Google Chrome (preferred browser), Safari, Internet Explorer, Microsoft Edge, Mozilla Firefox 22
5. Members will be required to grant access to the webcam to enable VC / OAVM. Further, Members connecting from Mobile Devices or Tablets or through Laptop connecting via Mobile Hotspot may experience Audio/ Video loss due to fluctuation in their respective network. It is, therefore, recommended to use Stable Wi-Fi or LAN Connection to mitigate any kind of aforesaid glitches.
6. Members holding shares as on the cut-off date may visit <https://emeetings.kfintech.com> and click on the tab 'Post Your Queries' and post their queries/ views/questions in the window provided, by mentioning their name, demat account number/ folio number, email ID and mobile number.
7. A video guide assisting the members attending e-AGM either as a speaker or participant is available for quick reference at URL <https://cruat04.kfintech.com/emeetings/video/howitworks.aspx>.
8. Members who need technical or other assistance before or during the e-AGM can contact KFintech by sending email at [emeetings@kfintech.com](mailto:emeetings@kfintech.com) or Helpline: 1800 309 4001 (toll free).

**Voting at e-AGM**

9. Only those members/shareholders, who will be present in the e-AGM through OAVM/video conference facility and have not casted their vote earlier through remote e-voting are eligible to vote through e-voting during the e-AGM.
10. Members who have voted through remote e-voting will be eligible to attend the e-AGM.
11. Members attending the e-AGM shall be counted for the purpose of reckoning the quorum of AGM under Section 103 of the Companies Act, 2013.
12. Upon declaration by the Chairperson about the commencement of e-voting at e-AGM, Members shall click on the "Vote" sign on the left-hand bottom corner of their video screen for voting at the e-AGM, which will take them to the 'Instapoll' page.
13. Members to click on the "Instapoll" icon to reach the resolution page and follow the instructions to vote on the resolutions.