

Ref. No. Z-IV/R-39/D-2/NSE/207 & 174

Date : 23/05/2024

National Stock Exchange of India Ltd. Listing Deptt., Exchange Plaza, Bandra Kurla Complex, Bandra (E), Mumbai - 400 051	BSE Ltd. Regd. Office: Floor - 25, Phiroze Jeejeebhoy Towers, Dalal Street, Mumbai-400 001.
NSE Scrip: UNOMINDA	BSE Scrip: UNOMINDA, 532539

Sub: - Investor Presentation

Dear Sirs,

Enclosed please find the Investor Presentation Q4 FY 2024.

The copy of the aforesaid Investor Presentation is also available on the website of the Company www.unominda.com

This is for your information and record please.

Thanking you,

Yours faithfully,
For Uno Minda Limited

Tarun Kumar Srivastava
Company Secretary & Compliance Officer

Encl: As above.



— DRIVING THE NEW —

INVESTOR PRESENTATION
Q4 FY'24

May 23, 2024



SAFE HARBOR

This presentation and the accompanying slides (the “Presentation”), has been prepared by Uno Minda Limited (the “Company”), solely for information purposes and do not constitute any offer, recommendation or invitation to purchase or subscribe for any securities, and shall not form the basis or be relied on in connection with any contract or binding commitment whatsoever. No offering of securities of the Company will be made except by means of a statutory offering document containing detailed information about the Company.

This Presentation has been prepared by the Company based on information and data which the Company considers reliable, but the Company makes no representation or warranty, express or implied, whatsoever, and no reliance shall be placed on, the truth, accuracy, completeness, fairness and reasonableness of the contents of this Presentation. This Presentation may not be all inclusive and may not contain all of the information that you may consider material. Any liability in respect of the contents of, or any omission from, this Presentation is expressly excluded.

Certain matters discussed in this Presentation may contain statements regarding the Company’s market opportunity and business prospects that are individually and collectively forward-looking statements. Such forward-looking statements are not guarantees of future performance and are subject to known and unknown risks, uncertainties and assumptions that are difficult to predict. These risks and uncertainties include, but are not limited to, the performance of the Indian economy and of the economies of various international markets, the performance of the auto ancillary industry in India and world-wide, competition, the company’s ability to successfully implement its strategy, the Company’s future levels of growth and expansion, technological implementation, changes and advancements, changes in revenue, income or cash flows, the Company’s market preferences and its exposure to market risks, as well as other risks. The Company’s actual results, levels of activity, performance or achievements could differ materially and adversely from results expressed in or implied by this Presentation. The Company assumes no obligation to update any forward-looking information contained in this Presentation. Any forward-looking statements and projections made by third parties included in this Presentation are not adopted by the Company and the Company is not responsible for such third-party statements and projections.

CONTENT

01.	Industry Highlights	04
02.	Operational Highlights	05
03.	Financial Highlights	06
04.	Business Review	11
05.	Annexures	22
06.	Overview: Uno Minda Group	26

INDUSTRY HIGHLIGHTS FOR Q4FY24

Electric Mobility Promotion Scheme (EMPS) 2024 Introduced


The EMPS 2024, a limited fund scheme of INR 500 crore for four months, aims to boost the adoption of e2W and e3W from April 1 to July 31, 2024
FAME-2 Scheme ends on 31 March 2024

Auto Industry growth momentum continues

PV segment registering 10% YoY growth during the quarter with SUV saw a strong demand
Recovery in 2W market with improved rural sentiment registering 26% YoY growth

Red Sea Shipping Crisis

Red Sea shipping crisis caused rerouting ships to lengthy detours resulting in higher shipping freights and delay in suppliers



KEY OPERATIONAL HIGHLIGHTS FOR Q4FY24

Builds up e4W specific portfolio with TLA with StarCharge for EVSE

Entered into Technical License Agreement with Starcharge Energy to manufacture and sale of electric vehicle supply equipment's (EVSE).
Comprises of wall-mounted AC chargers designed for convenient home charging.

Increased stake in Minda Westport to 76%. To be consolidated from Q1 FY25.

Increase stake in its Joint venture with Westport to 76% to accelerate growth in growing CNG and other alternate fuel market

Secured large parcel of land at upcoming auto hub IMT Kharkhoda

secured a land parcel of 94.32 acre at IMT Kharkhoda, Haryana HSIIDC, to fuel its ongoing and future expansions.

Expansion of AW2W by 2 Mn with an investment of Rs 300 Crore.

Increase capacity from ~ 6 Mn to 8 Mn per annum





FINANCIAL INFORMATION & RECENT UPDATES

KEY FINANCIAL HIGHLIGHTS FOR THE QUARTER

Group Revenues (Including JVs and Associates) (Unaudited) higher by 27% Y-o-Y

Rs 4,568 Cr

for the quarter



Consolidated Revenues increased by 31% Y-o-Y to

Rs 3,794 Cr

for the quarter



EBITDA higher by 48% Y-o-Y to

Rs 474 Cr

for the quarter



EBITDA margin at

at 12.5%

for the quarter



PAT (UML share excluding exceptional Income) increased by 47% on Y-o-Y to

Rs 269 Cr

for the quarter



Recommended Final Dividend increased by 35% on Y-o-Y to

Rs 1.35 per share



KEY FINANCIAL HIGHLIGHTS FOR THE YEAR

Group Revenues (Including JVs and Associates) (Unaudited) higher by 23% Y-o-Y

Rs 16,926 Cr
for the quarter



EBITDA higher by 28% Y-o-Y to
Rs 1,585 Cr
for the quarter



PAT (UML share excluding exception income) increased by 32% on Y-o-Y to
Rs 860 Cr
for the quarter



Consolidated Revenues increased by 25% Y-o-Y to

Rs 14,031 Cr
for the quarter



EBITDA margin at
at 11.3%
for the quarter

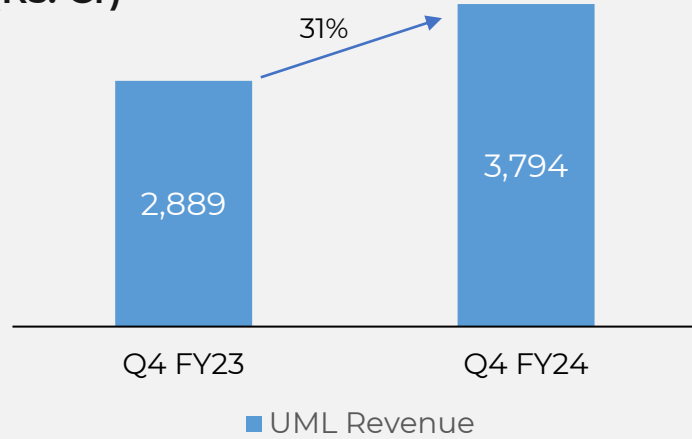


Recommended Final Dividend increased by 35% on Y-o-Y to
Rs 1.35 per share

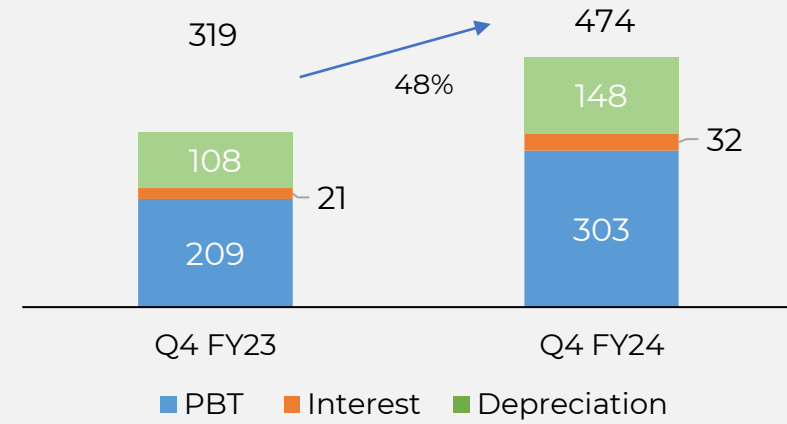


CONSOLIDATED FINANCIAL HIGHLIGHTS – Q4 FY24

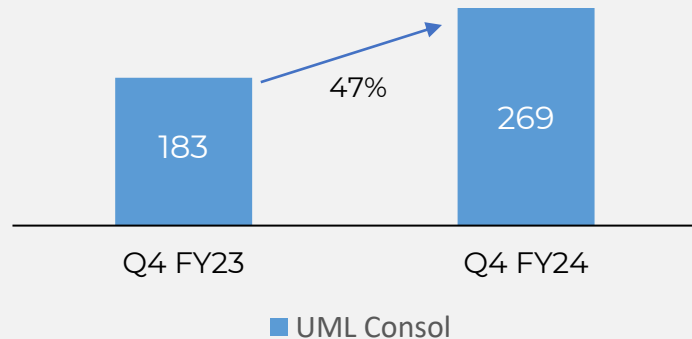
Revenue (Rs. Cr)



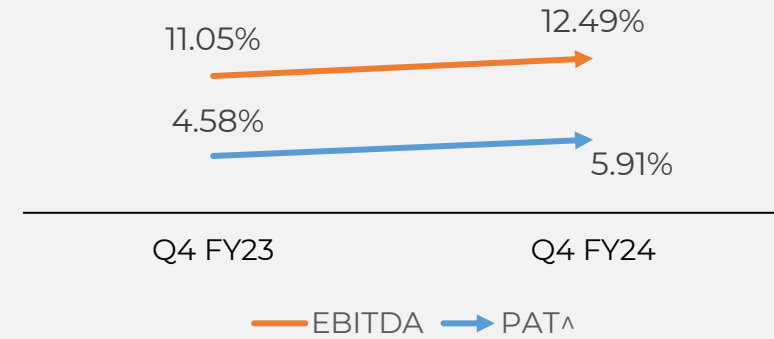
EBITDA (Rs. Cr)



PAT* (Rs. Cr)



Margin (%)

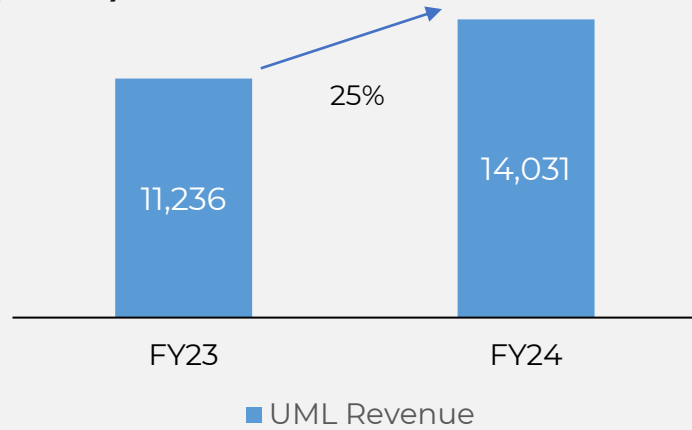


*PAT UML Share (Excluding Exceptional Income)

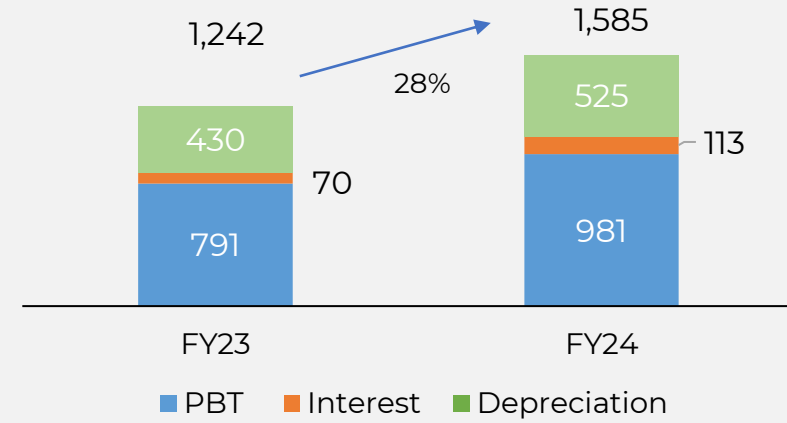
^ PAT before profit share of JVs/ & Associates and exceptional income

CONSOLIDATED FINANCIAL HIGHLIGHTS – FY24

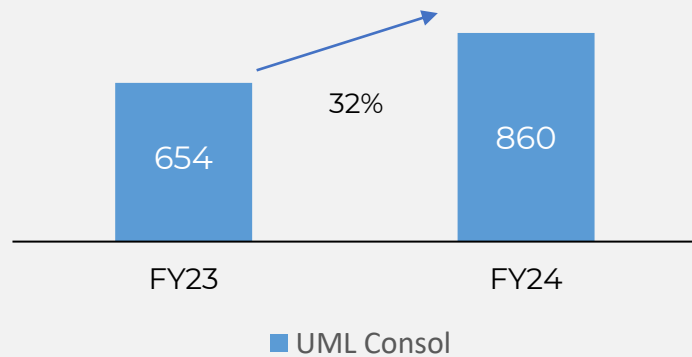
Revenue (Rs. Cr)



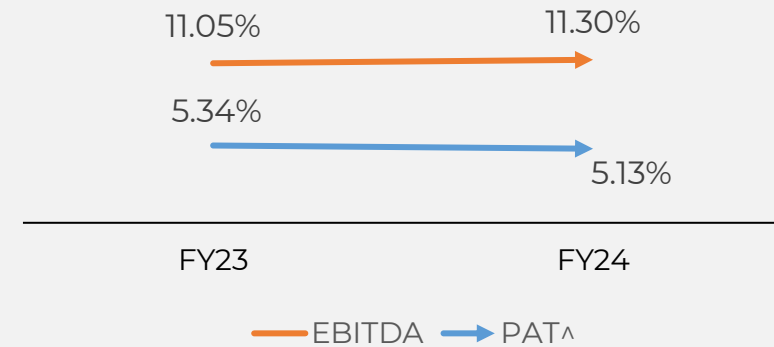
EBITDA (Rs. Cr)



PAT* (Rs. Cr)



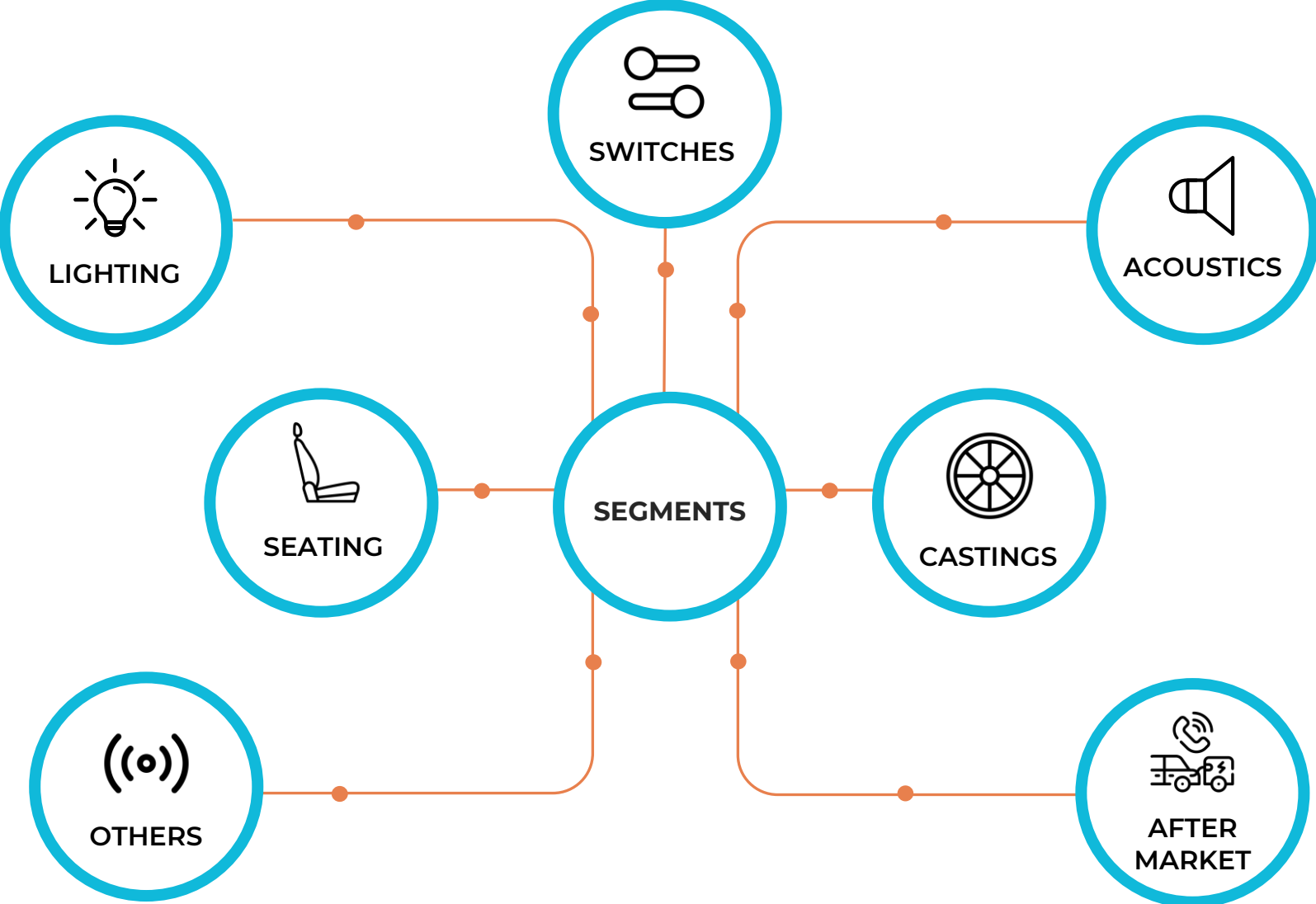
Margin (%)



*PAT UML Share Excluding exception income

^PAT before profit share of JVs/ & Associates ,exceptional income

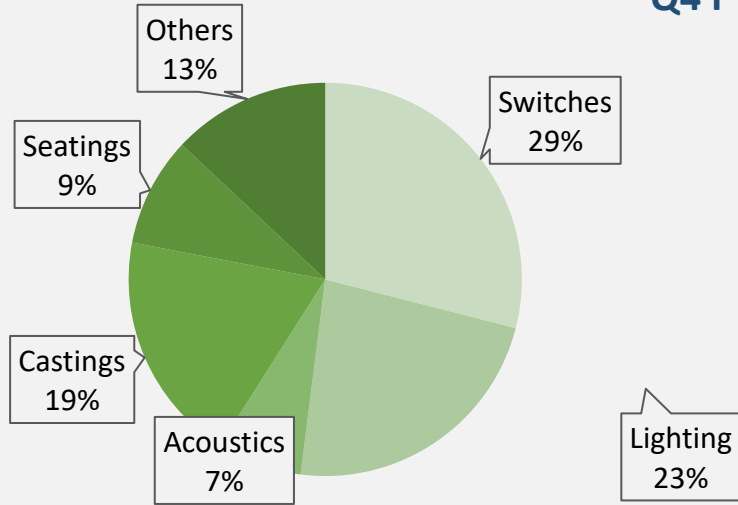
BUSINESS REVIEW



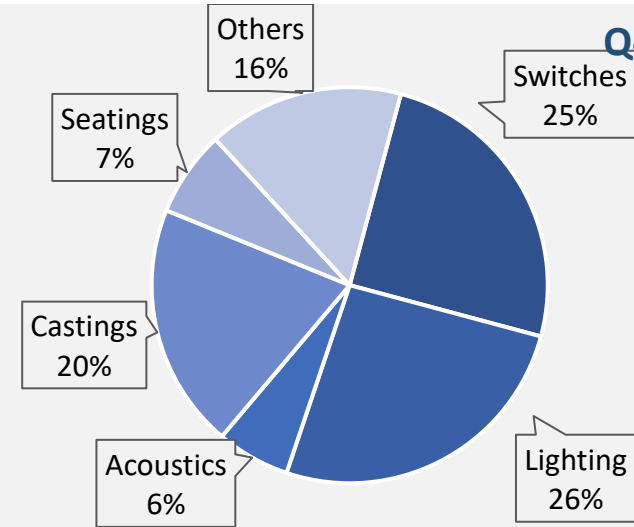
DIVISION-WISE REVENUE MIX

Quarter

Q4 FY23 (%)

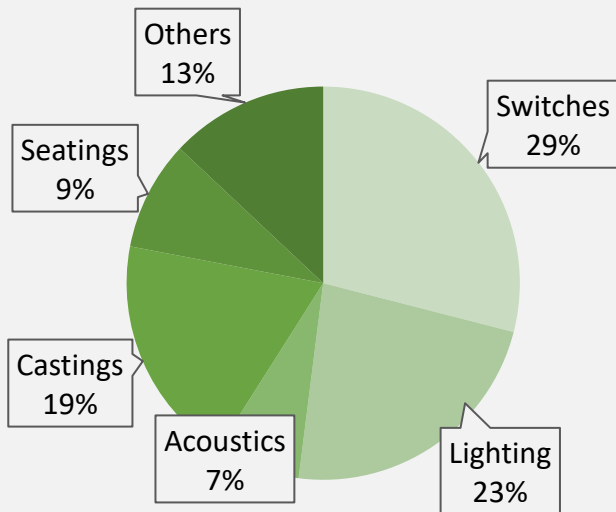


Q4 FY24 (%)

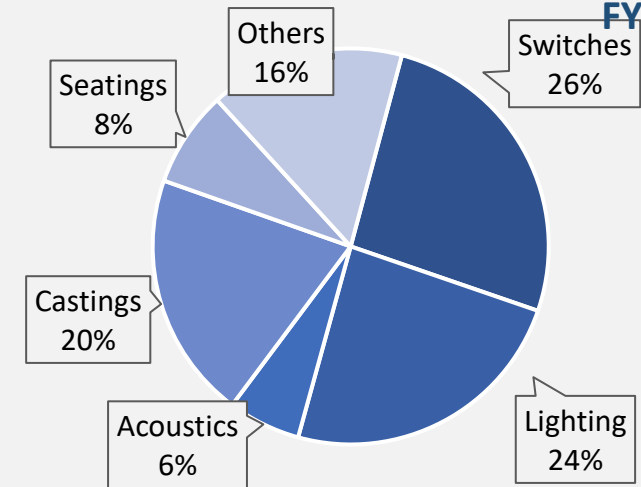


Year


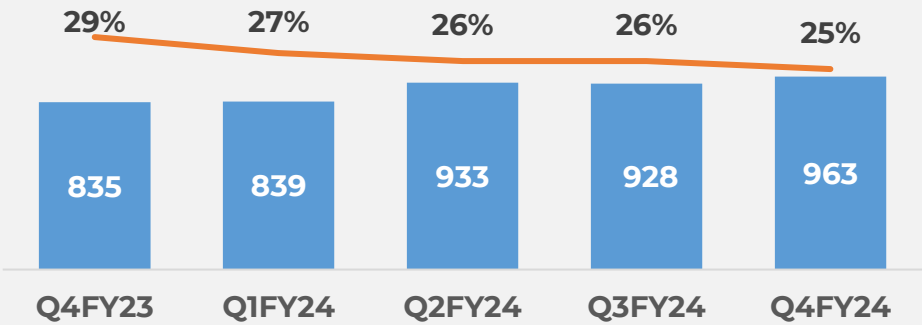

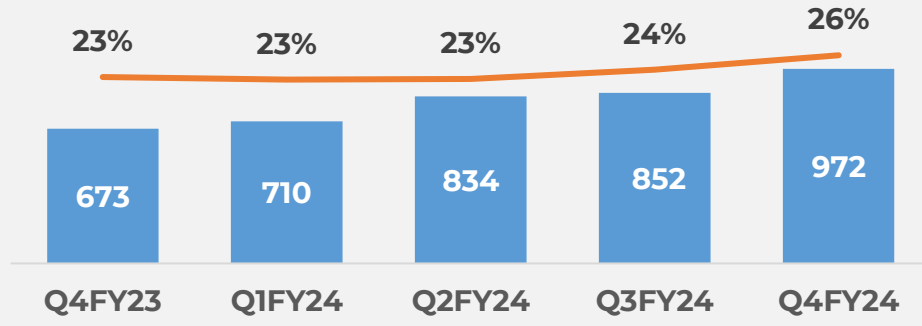

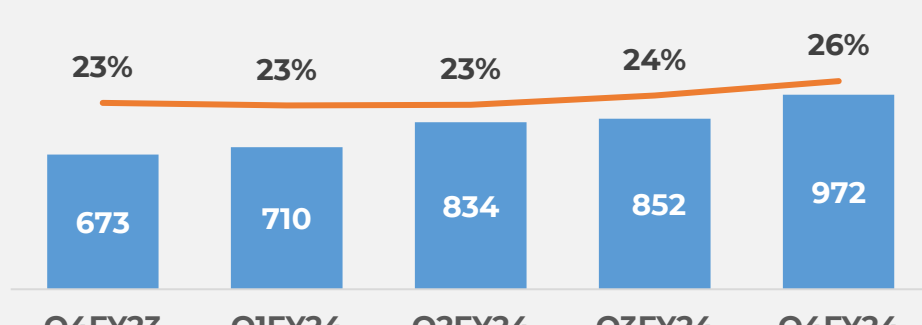
FY23 (%)



FY24 (%)


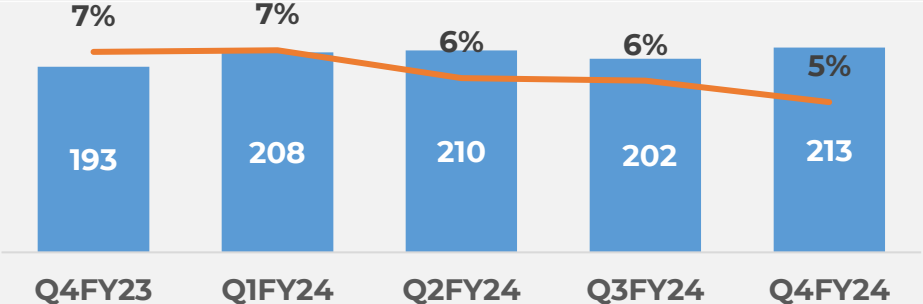

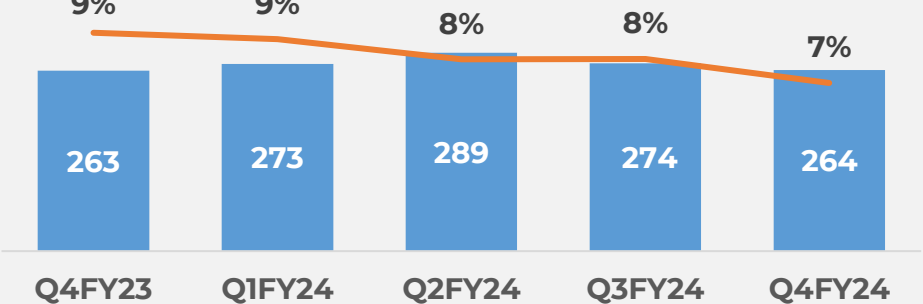

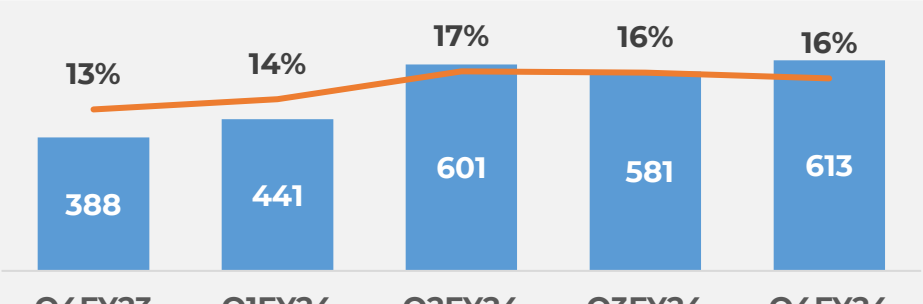


BUSINESS REVIEW

Product Segment	Revenue Growth (Figures in Rs. Cr)	Key updates																		
 Switches	<p>29% 27% 26% 26% 25%</p>  <table border="1"> <thead> <tr> <th>Quarter</th> <th>Revenue (Rs. Cr)</th> <th>Revenue Share (%)</th> </tr> </thead> <tbody> <tr> <td>Q4FY23</td> <td>835</td> <td>29%</td> </tr> <tr> <td>Q1FY24</td> <td>839</td> <td>27%</td> </tr> <tr> <td>Q2FY24</td> <td>933</td> <td>26%</td> </tr> <tr> <td>Q3FY24</td> <td>928</td> <td>26%</td> </tr> <tr> <td>Q4FY24</td> <td>963</td> <td>25%</td> </tr> </tbody> </table>	Quarter	Revenue (Rs. Cr)	Revenue Share (%)	Q4FY23	835	29%	Q1FY24	839	27%	Q2FY24	933	26%	Q3FY24	928	26%	Q4FY24	963	25%	<ul style="list-style-type: none"> Export of 2W switch continues to grow. Crosses Rs 150 Crores for FY 24
Quarter	Revenue (Rs. Cr)	Revenue Share (%)																		
Q4FY23	835	29%																		
Q1FY24	839	27%																		
Q2FY24	933	26%																		
Q3FY24	928	26%																		
Q4FY24	963	25%																		
 Lighting	<p>23% 23% 23% 24% 26%</p>  <table border="1"> <thead> <tr> <th>Quarter</th> <th>Revenue (Rs. Cr)</th> <th>Revenue Share (%)</th> </tr> </thead> <tbody> <tr> <td>Q4FY23</td> <td>673</td> <td>23%</td> </tr> <tr> <td>Q1FY24</td> <td>710</td> <td>23%</td> </tr> <tr> <td>Q2FY24</td> <td>834</td> <td>23%</td> </tr> <tr> <td>Q3FY24</td> <td>852</td> <td>24%</td> </tr> <tr> <td>Q4FY24</td> <td>972</td> <td>26%</td> </tr> </tbody> </table>	Quarter	Revenue (Rs. Cr)	Revenue Share (%)	Q4FY23	673	23%	Q1FY24	710	23%	Q2FY24	834	23%	Q3FY24	852	24%	Q4FY24	972	26%	<ul style="list-style-type: none"> SOP of several orders in last few quarters in 4W Lighting Greenfield 4W lighting plant project at Khed City Pune on track
Quarter	Revenue (Rs. Cr)	Revenue Share (%)																		
Q4FY23	673	23%																		
Q1FY24	710	23%																		
Q2FY24	834	23%																		
Q3FY24	852	24%																		
Q4FY24	972	26%																		
 Castings	<p>23% 23% 23% 24% 26%</p>  <table border="1"> <thead> <tr> <th>Quarter</th> <th>Revenue (Rs. Cr)</th> <th>Revenue Share (%)</th> </tr> </thead> <tbody> <tr> <td>Q4FY23</td> <td>673</td> <td>23%</td> </tr> <tr> <td>Q1FY24</td> <td>710</td> <td>23%</td> </tr> <tr> <td>Q2FY24</td> <td>834</td> <td>23%</td> </tr> <tr> <td>Q3FY24</td> <td>852</td> <td>24%</td> </tr> <tr> <td>Q4FY24</td> <td>972</td> <td>26%</td> </tr> </tbody> </table>	Quarter	Revenue (Rs. Cr)	Revenue Share (%)	Q4FY23	673	23%	Q1FY24	710	23%	Q2FY24	834	23%	Q3FY24	852	24%	Q4FY24	972	26%	<ul style="list-style-type: none"> AW2W: Additional capacity of 2.0 Mn to ramp up in coming quarters. AW2W: Orders from American 2W OEM model manufactured in India AW4W: Large order for Diamond Finish Alloy Wheel from Japanese OEMs for their face lift and new EV model
Quarter	Revenue (Rs. Cr)	Revenue Share (%)																		
Q4FY23	673	23%																		
Q1FY24	710	23%																		
Q2FY24	834	23%																		
Q3FY24	852	24%																		
Q4FY24	972	26%																		

■ Revenue — Revenue Share

BUSINESS REVIEW

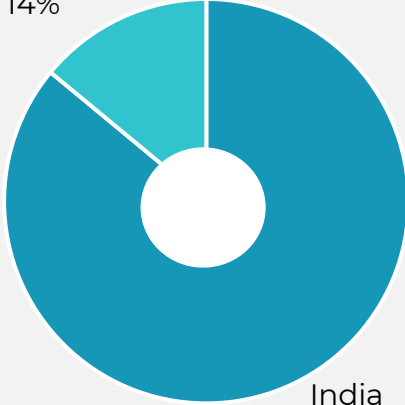
Product Segment	Revenue Growth (Figures in Rs. Cr)	Key updates																		
 Acoustic	 <table border="1"> <thead> <tr> <th>Quarter</th> <th>Revenue (Rs. Cr)</th> <th>Revenue Share (%)</th> </tr> </thead> <tbody> <tr> <td>Q4FY23</td> <td>193</td> <td>7%</td> </tr> <tr> <td>Q1FY24</td> <td>208</td> <td>7%</td> </tr> <tr> <td>Q2FY24</td> <td>210</td> <td>6%</td> </tr> <tr> <td>Q3FY24</td> <td>202</td> <td>6%</td> </tr> <tr> <td>Q4FY24</td> <td>213</td> <td>5%</td> </tr> </tbody> </table>	Quarter	Revenue (Rs. Cr)	Revenue Share (%)	Q4FY23	193	7%	Q1FY24	208	7%	Q2FY24	210	6%	Q3FY24	202	6%	Q4FY24	213	5%	<ul style="list-style-type: none"> Clarton achieves better volumes, comes back in green
Quarter	Revenue (Rs. Cr)	Revenue Share (%)																		
Q4FY23	193	7%																		
Q1FY24	208	7%																		
Q2FY24	210	6%																		
Q3FY24	202	6%																		
Q4FY24	213	5%																		
 Seating	 <table border="1"> <thead> <tr> <th>Quarter</th> <th>Revenue (Rs. Cr)</th> <th>Revenue Share (%)</th> </tr> </thead> <tbody> <tr> <td>Q4FY23</td> <td>263</td> <td>9%</td> </tr> <tr> <td>Q1FY24</td> <td>273</td> <td>9%</td> </tr> <tr> <td>Q2FY24</td> <td>289</td> <td>8%</td> </tr> <tr> <td>Q3FY24</td> <td>274</td> <td>8%</td> </tr> <tr> <td>Q4FY24</td> <td>264</td> <td>7%</td> </tr> </tbody> </table>	Quarter	Revenue (Rs. Cr)	Revenue Share (%)	Q4FY23	263	9%	Q1FY24	273	9%	Q2FY24	289	8%	Q3FY24	274	8%	Q4FY24	264	7%	<ul style="list-style-type: none"> Uno Minda Tachi-S starts production Won orders for Mechanical Suspended seats and Pneumatic suspended seat from Indian CV OEM
Quarter	Revenue (Rs. Cr)	Revenue Share (%)																		
Q4FY23	263	9%																		
Q1FY24	273	9%																		
Q2FY24	289	8%																		
Q3FY24	274	8%																		
Q4FY24	264	7%																		
 Others	 <table border="1"> <thead> <tr> <th>Quarter</th> <th>Revenue (Rs. Cr)</th> <th>Revenue Share (%)</th> </tr> </thead> <tbody> <tr> <td>Q4FY23</td> <td>388</td> <td>13%</td> </tr> <tr> <td>Q1FY24</td> <td>441</td> <td>14%</td> </tr> <tr> <td>Q2FY24</td> <td>601</td> <td>17%</td> </tr> <tr> <td>Q3FY24</td> <td>581</td> <td>16%</td> </tr> <tr> <td>Q4FY24</td> <td>613</td> <td>16%</td> </tr> </tbody> </table>	Quarter	Revenue (Rs. Cr)	Revenue Share (%)	Q4FY23	388	13%	Q1FY24	441	14%	Q2FY24	601	17%	Q3FY24	581	16%	Q4FY24	613	16%	<ul style="list-style-type: none"> Order win for water hoses in TG Minda for e4W Order win in Minda Westport from Indian 4W OEM
Quarter	Revenue (Rs. Cr)	Revenue Share (%)																		
Q4FY23	388	13%																		
Q1FY24	441	14%																		
Q2FY24	601	17%																		
Q3FY24	581	16%																		
Q4FY24	613	16%																		

■ Revenue — Revenue Share

REVENUE BREAKUPS

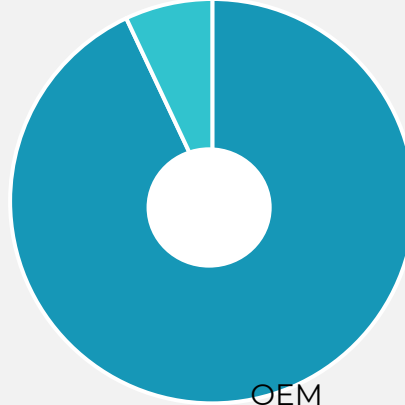
Quarter

International
14%



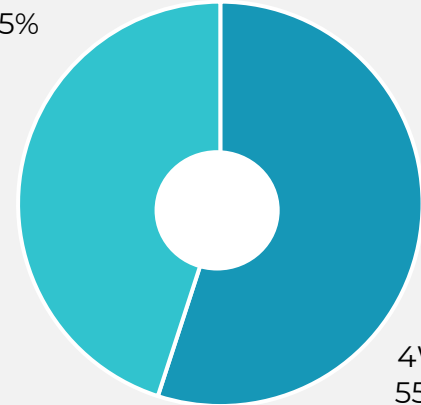
India
86%

Aftermarket
7%



OEM
93%

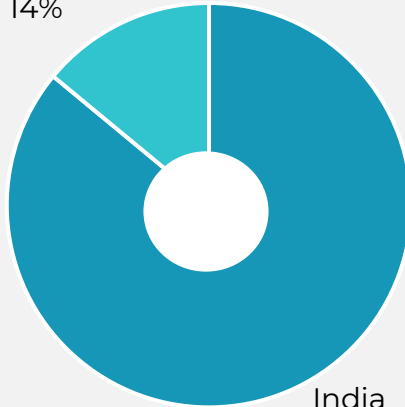
2W
45%



4W
55%

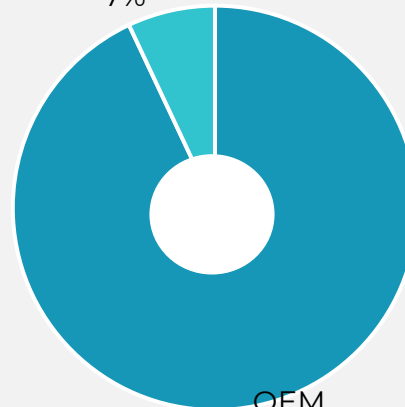
Year

International
14%



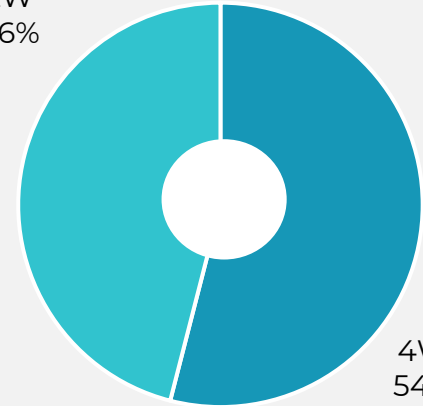
India
86%

Aftermarket
7%



OEM
93%

2W
46%



4W
54%

Geography-wise Breakup

Channel-wise Breakup

Segment-wise Breakup

AFTERMARKET- EXPANDING B2C BUSINESS

Key Highlights

- Revenue of Rs. 256 Cr during the quarter
- Leadership position in major products categories
- Strong brand recall with loyal customer base
- Continuous expansion of existing Product portfolio & addition of new product lines- Alloys, Infotainment, Seating, Air Braking etc.

6,500+ SKUs

Switches, Horns, Lightings, Batteries, Filter, Indicator, Bulbs, RVMs, Braking, Shocks & struts and Accessories

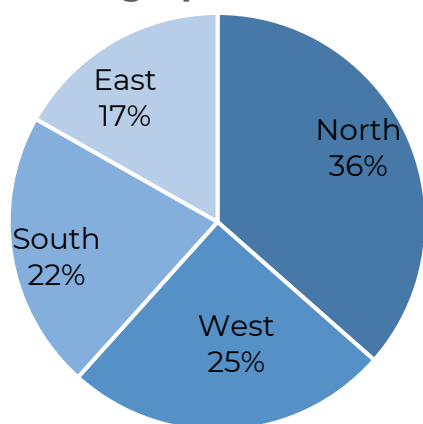
150,000+

Workshops

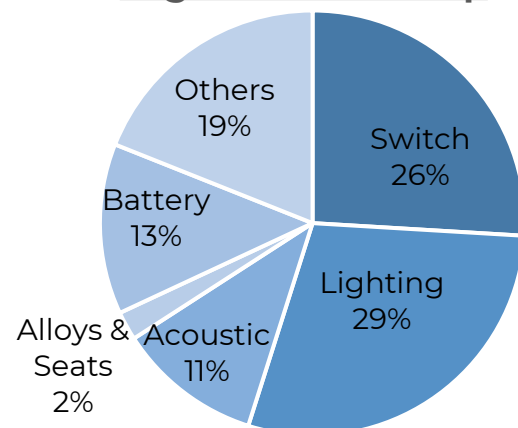
6 Export Regions

Exporting to SAARC, ASEAN, EU, LATAM, MENA & Africa

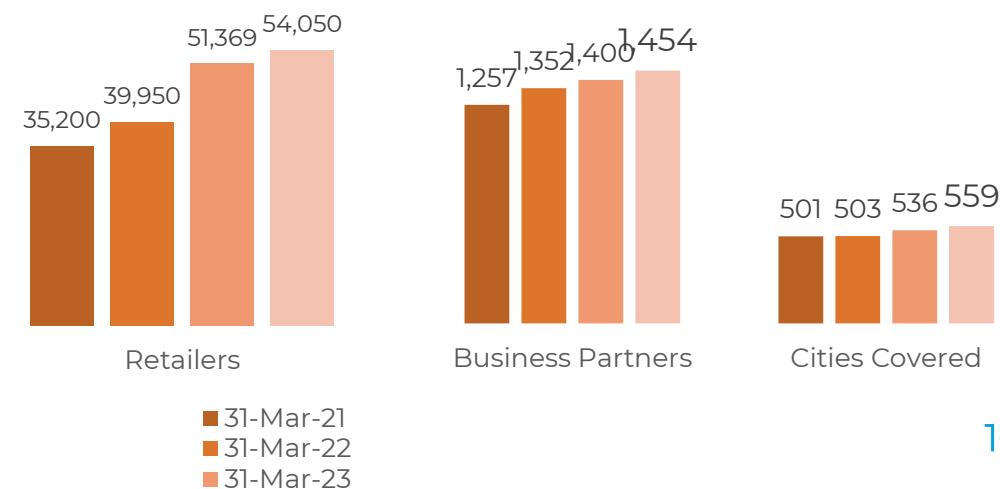
Geographical Breakup



Segmental Breakup

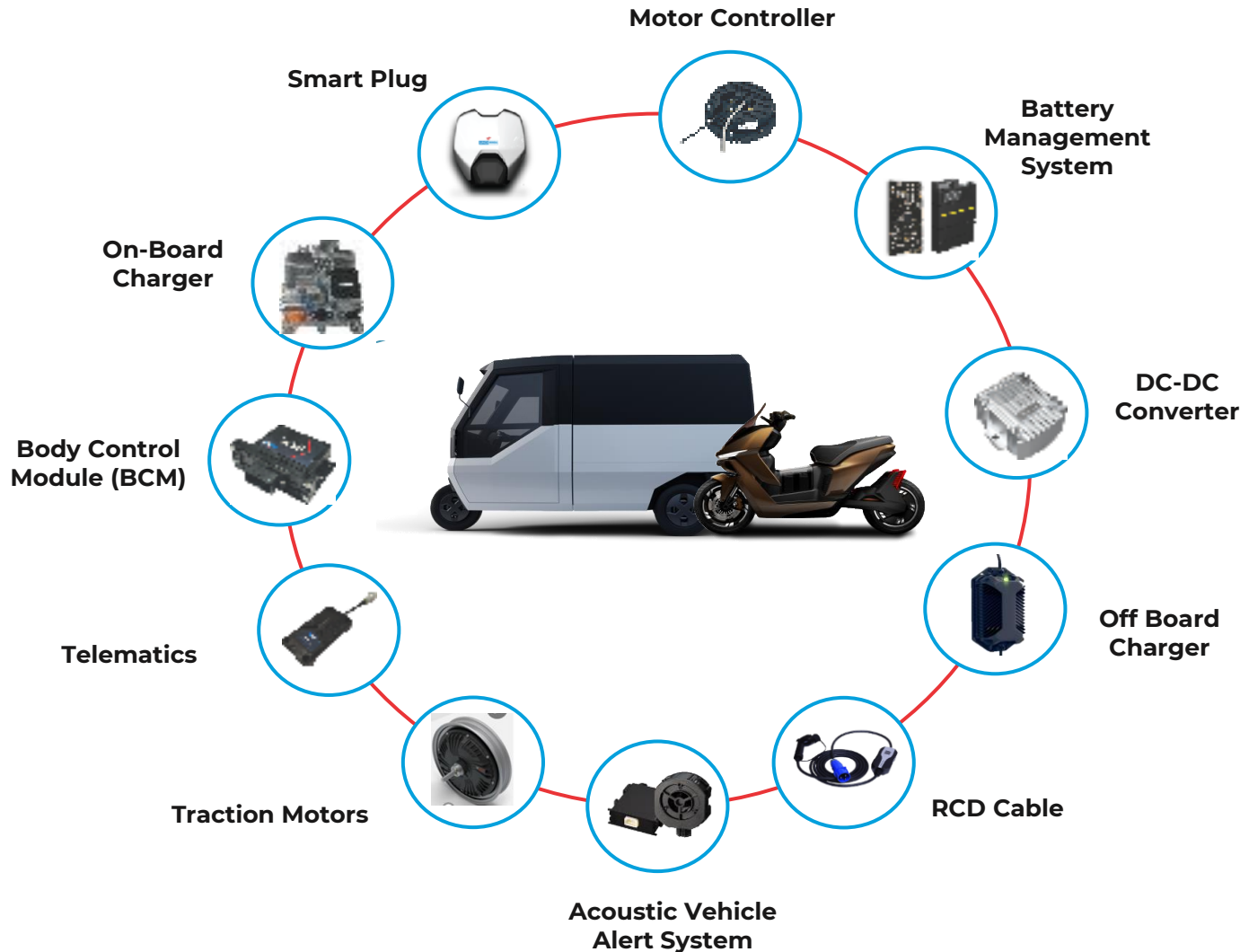


Expanding Network



UNO MINDA's EV PRODUCT PORTFOLIO (2W & 3W)

Low Voltage EV Products (48V to 96V)



Products under Production and supply

Battery Management System (BMS)

On Board Charger

Off Board Charger

RCD Cable

Body Control Module

Smart Plug

Telematics

Acoustic Vehicle Alert System (AVAS)

Orders received, SOP in H1FY25

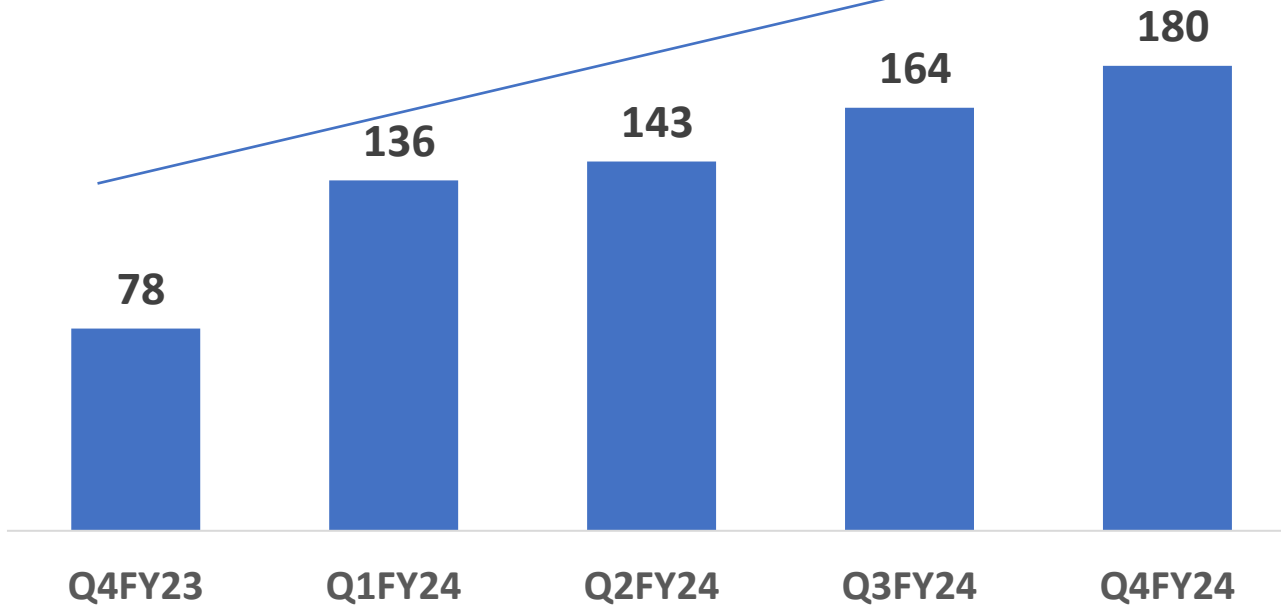
Motor Controllers

DC-DC Converter

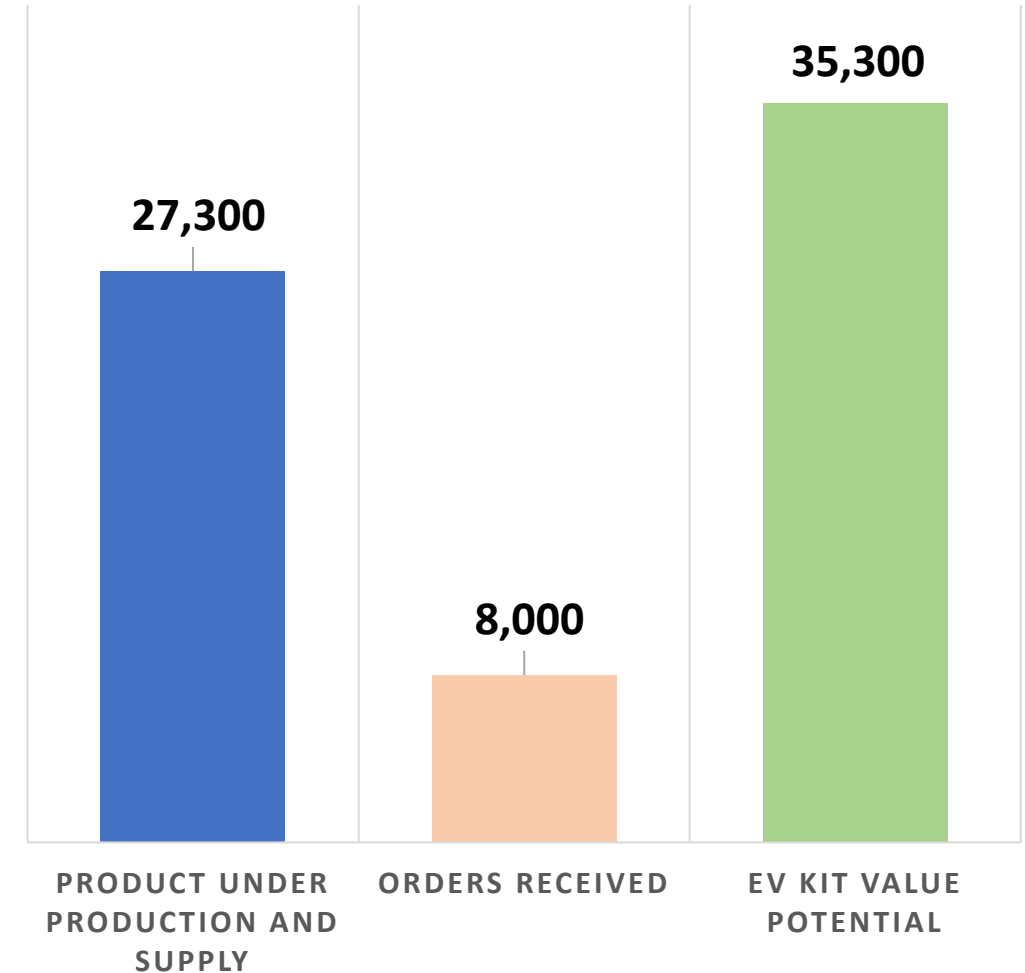
Traction Motors

EV Sales, Order and Potential Kit Value

Sales to 2W Electric Vehicles Rs Crores



Potential Kit Value (in INR)



Peak Annual Order Value from EV OEM in Rs Crores*

Particulars	2W/3W	PV/CV	Total
EV Specific Components	1,655	263	1,918
Engine Agnostic Components	855	982	1,837
Total	2,510	1,024	3,755

*Note: Order values are basis customer guided volumes

Building e4W Specific Portfolio: TLA with StarCharge for EVSE



Wall Box / Pedestal
11kW / 22kW

- Single Phase
- 150VAC ~270VAC, 50Hz/60Hz
- 32A



Wall Box / Pedestal
7.2kW EVSE

- Single Phase
- 150VAC ~270VAC, 50Hz/60Hz
- 32A

- Wall Mounted AC Chargers primarily for home charging for 4W EV
- Product Range
 - 7.2 Kw EVSE- StarCharge
 - 11 Kw EVSE StarCharge
- Target market OEMs who will sell this to customer along with vehicle as an accessories.
- Potential Kit value ~Rs 15,000
- Multiple RFQs from OEMs in hand for above products



Star Charge

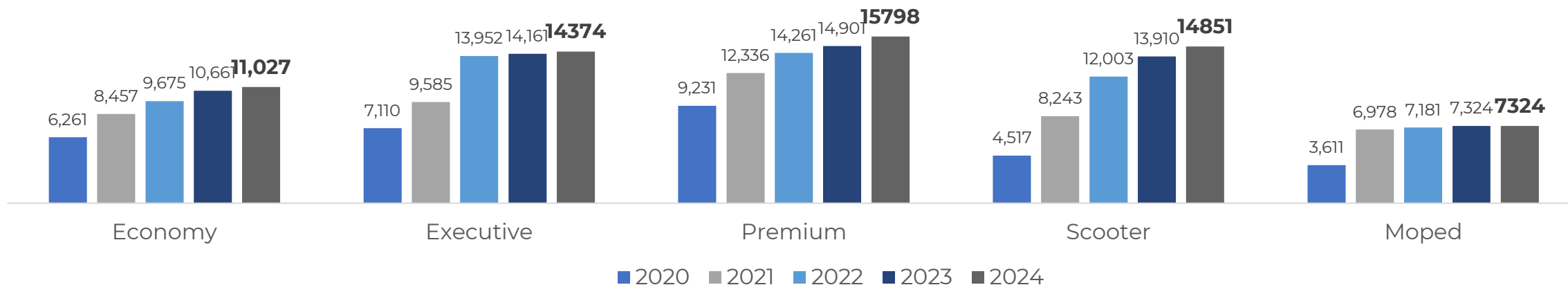
- Global leader in electric vehicle charging infrastructure and microgrid solutions
- Operates in 67 countries & regions with manufacturing facilities in USA, Vietnam, and China
- Strategic partner of 60+ well-known OEMs
- Around 1 million of electric vehicle charging terminals installed worldwide

Capital Expansion Update

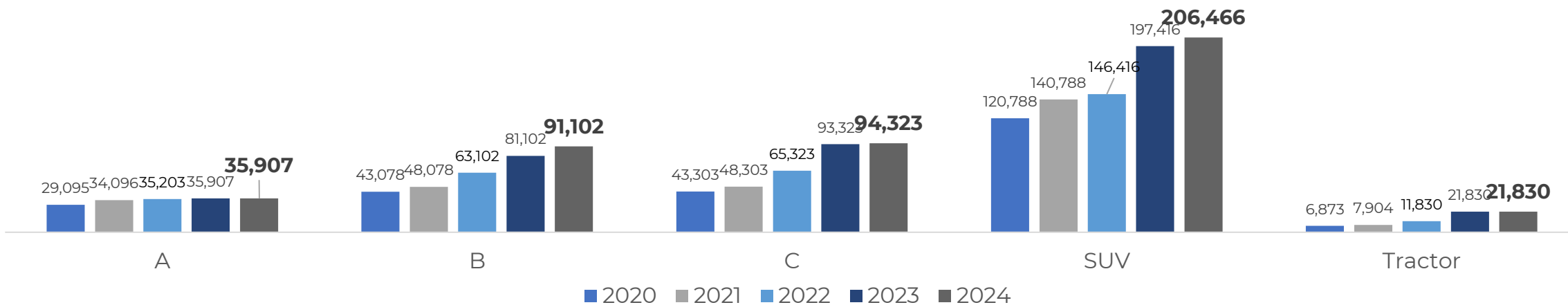
Sr	Product Line	Entity	Total Cost (In Crs)	Location	Capacity	Expected SOP	Update
1	4W Alloy Wheels	Uno Minda Ltd	542	Kharkhoda	120k Wheel p.m.	Q2 FY26 Phase 1	Project announced To be spend over 5 years
2	4W Alloy Wheels	Minda Kosei Aluminum (MKA)	190	Bawal	60k Wheels p.m.	Q2 FY25	Land Acquisition Delays 30K Accomodated
3	2W Alloy Wheels	Uno Minda Ltd	190	Pune	2 MN Wheels p.a.	Q3 FY24	All lines Commissioned
4	2W Alloy Wheels	Uno Minda Ltd	300	Supa	2 Mn wheel pa	Q1 FY26	Project announced
5	4W Lighting	Uno Minda Ltd	400 (Phase I – 230 Cr)	Pune	New Lighting Facility	Q2 FY25	Land Acquisition completed. Construction started To be spend over 5 years
6	4W Switches	Uno Mindarika	110	Gurugram	New Switch Facility	Q1 FY25	Land Acquisition completed. Construction on track
7	EV Specific	Uno Minda Buehler Motor	110	Bawal	Traction Motor Production Facility	Q4 FY 24	Phase 1 Commenced To be spend over 5 years
8	EV Specific	UnoMinda EV Systems	390	Gurugram	New facility for EV specific products	Q2 FY24 Phase I	Phase 1 Commenced To be spend over 6 years
9	Airbags	TG Minda (JV)	175	Neemrana Rajasthan	1.2 Mn unit p.a.	Q3 FY25	Construction under progress
10	Seat Belts & Smart Systems	Tokai Rika Minda (JV)	200	Neemrana Rajasthan	New facility	Q2 FY26	Construction under progress

POTENTIAL KIT VALUE – UNO MINDA

Kit Value – 2 Wheelers



Kit Value – 4 Wheelers





ANNEXURES



CONSOLIDATED PROFIT & LOSS STATEMENT

Particulars (Rs. Cr)	Q4 FY24	Q3 FY24	QoQ%	Q4 FY23	YoY%	FY24	FY23	YoY%
Revenue from Operations	3,794	3,523	8%	2,889	31%	14,031	11,236	25%
Raw Material	2,410	2,291		1,860		9,064	7,224	
Employee Cost	452	454		383		1,779	1,460	
Other Expenses	459	398		327		1,603	1,310	
EBITDA	474	380	25%	319	48%	1,585	1,242	28%
EBITDA Margin	12.5%	10.8%	172 bps	11.1%	144 bps	11.3%	11.1%	25 bps
Other Income	9	8		19		34	49	
Depreciation	149	133		108		526	430	
EBIT	334	255	31%	230	45%	1,093	861	27%
EBIT Margin	8.8%	7.2%	156 bps	8.0%	83 bps	7.8%	7.7%	13 bps
Finance Cost	32	29		21		113	70	
PBT before Share of Profit of associates/ JVs	302	226	33%	209	44%	980	791	24%
PBT Margin %	8.0%	6.4%	153 bps	7.2%	72 bps	7.0%	7.0%	-6 bps
Tax	85	65		40		267	191	
PAT before Share of Profit of associates/ JVs	217	161	34%	170	28%	713	600	19%
PAT Margin %	5.7%	4.6%	114 bps	5.9%	-16 bps	5.1%	5.3%	-26 bps
Share of Profit of associates/ JVs	58	44		24		185	100	
PAT after share of Profit of associates/ JVs	275	205	34%	194	42%	898	700	28%
PAT attributable to:								
- Owners of UML	289	193	49%	183	58%	880	654	35%
- Non Controlling Interests	-14	12		11		18	47	
PAT (UML share excluding exceptional income)	269	193	39%	183	47%	860	654	32%
EPS (Diluted)	5.03	3.37		3.18		15.34	11.37	

BALANCE SHEET

Particulars	FY24	FY23
	(Unaudited)	(Audited)
ASSETS		
I. Non-current assets		
Property, plant and equipment	2,964	2,473.42
Capital work-in-progress	214	291.08
Investment properties	-	11.73
Goodwill	338	310.28
Other Intangible assets	247	268.49
Right-of-use assets	382	252.19
Intangible assets under development	1	2
ventures	807	682.07
<u>Financial Assets</u>		
(i) Investments	130	181
(iii) Other bank balances	6	6
(ii) Other financial assets	33	30
Deferred tax assets (net)	46	42
Other non-current assets	198	177
Non-current tax assets (net)	27	15
Total- Non current asset	5,393	4,741
II. Current Assets		
Inventories	1,638	1,331
<u>Financial Assets</u>		
(i) Investments	15	6
(ii) Trade receivables	2,065	1,723
(iii) Cash and cash equivalents	241	121
(iv) Bank balance other than (iii) above	14	52
(v) Other financial assets	191	70
Other current assets	341	262
Total- Current asset	4,505	3,566
III. Assets classified as held for sale	6	2
TOTAL ASSETS	9,903	8,309

Particulars	FY24	FY23
	(Unaudited)	(Audited)
EQUITY AND LIABILITIES		
I. Equity		
Equity share capital	115	115
Share application money pending allotment	-	-
Other equity	4,828	4,041
Equity attributable to equity holders of the parent	4,943	4,156
Non-controlling interest	322	278
Total Equity	5,265	4,434
II. Non-current liabilities		
<u>Financial Liabilities</u>		
(i) Borrowings	696	581
(ii) Lease liabilities	106	121
(iii) Other financial liabilities	20	54
Provisions	108	92
Deferred tax liabilities (net)	19	49
Other non current liabilities	15	26
Total- Non current liabilities	965	922
III. Current Liabilities		
Contract liabilities	159	79
<u>Financial Liabilities</u>		
(i) Borrowings	877	670
(ii) Lease liabilities	28	23
(iii) Trade payables		
(a) Total outstanding dues of micro & small	367	312
(b) Total outstanding dues of creditors other than micro & small enterprises	1,625	1,389
(iv) Other financial liabilities	284	219
Provisions	99	79
Other current liabilities	184	159
Current tax liabilities (net)	51	22
Total Current liabilities	3,673	2,952
TOTAL Equity and Liabilities	9,903	8,309

CONSOLIDATED ANNUAL KEY FINANCIAL NUMBERS & RATIOS

Particulars	Unit	FY24	FY23	FY22	FY21	FY20
Consolidated Revenue	INR Cr	14,031	11,236	8,313	6,374	6,222
EBITDA	INR Cr	1,585	1,242	885	725	672
EBITDA Margin	%	11.3	11.1	10.6	11.4	10.8
PAT (UML Share)	INR Cr	880	654	356	207	155
Net UML profit margin	%	6.3	5.8	4.3	3.2	2.5
Net Worth	INR Cr	5,265	4,434	3,765	2,563	2,144
EPS	INR	15.3	11.4	6.3	3.7	2.8
Dividend Payout ratio	%	13.0	13.1	12.0	11.2	8.1
ROCE	%	19.8	19.2	15.8	13.1	13.1
ROE	%	19.4	17.2	12.5	10.1	8.6
Net Debt to Equity	x	0.25	0.24	0.15	0.31	0.40
Current Ratio	x	1.2	1.2	1.3	1.0	0.9
Debt Service Coverage Ratio	x	4.30	3.97	2.22	2.35	3.01
Fixed Assets Turnover Ratio	x	4.3	4.1	3.3	2.6	3.0

ABOUT UNO MINDA

TRANSFORMING THE PRESENT,
REIMAGINING THE FUTURE.



UNO MINDA A Leading Auto Components and Systems Player Since 1958

₹ 169B (\$ 2.03 B)* <small>*Group Turnover (FY23-24)</small>	TOP 200 <small>BSE/NSE listed companies</small>	72 <small>Plants Globally</small>
19 <small>JV / TLA/ SBA Partners</small>	32,788 <small>Employees</small>	26 <small>Product Lines</small>
		6 <small>Acquisitions</small>

VISION

To be a **Sustainable Global** organization that **enhances** value for all its **Stakeholders**, attains **Technology Leadership** and cares for its people like a **Family**.

VALUES



Customer is Supreme



Live Quality



Respect for Individual



Respect for Work-place Ethics



Encourage Creativity and Innovation to drive people, process & products



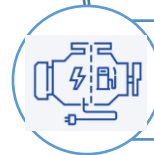
Uno Minda Limited is one of the leading manufacturers of auto components and systems with leadership across key product segments.



The company has a well diversified product portfolio with marquee clientele, both globally and domestically



Diversified across product divisions (Acoustics, Switches, Castings, Lighting and others), segments (4Ws & 2Ws) and geographies (International & Domestic) and channels (replacement & OEM)



Product portfolio is well insulated from any foreseeable market disruptions, with an ICE-EV agnostic product portfolio and constantly increasing kit value, leading to higher wallet share with OEMs



The company has been steadily growing its global presence through sustained capacity additions and channel expansions

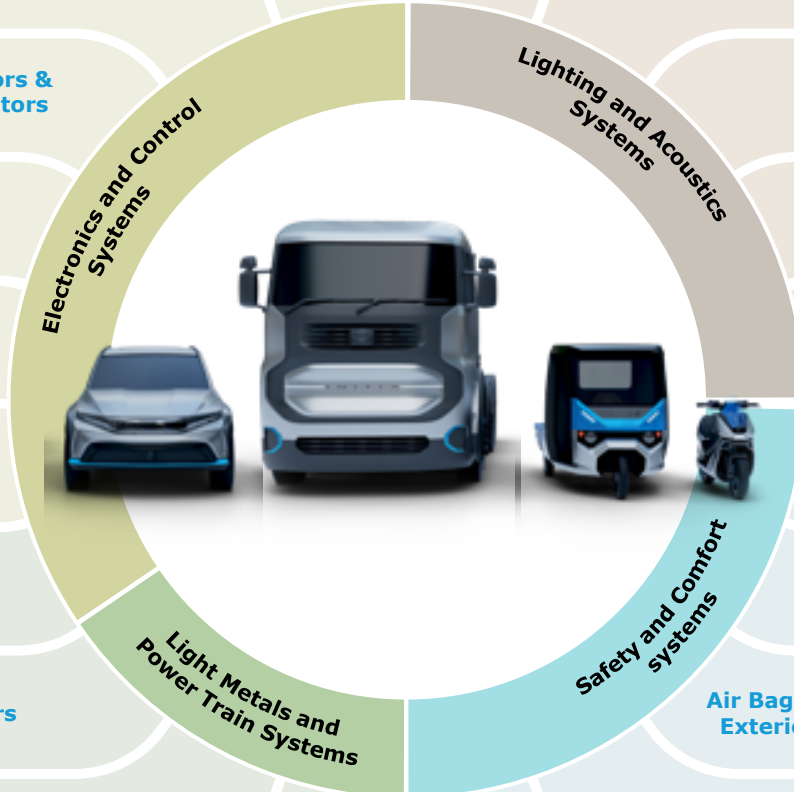


Strong R&D focus and infrastructure helps in in-house product development and localization of products



Track record of robust financial performance and delivering strong shareholder returns, supported by reputed promoters with rich experience and backed by professional management team

Domains & Product Groups



Switches 4W, 2W, CV & Off road



Electric Vehicle Products



Sensors & Actuators



Infotainment Systems



ADAS Products



Controllers



Gear Shifters & Seat Belts



Air Filters



Alloy Wheels 4W, 2W



General Castings



Lamps 4W & CV



Lamps 2Wheeler



Speakers




LPG CNG Kits



Horns



Hoses



Blow Molded Parts



Air Bags, Interior Exterior Plastics



Seats 2Wheeler, Seats PV & CV



Traction Motors



Airbrakes



Engine agnostic portfolio with potential upside from EV transition



Domains	Product Lines	ICE	EV
Electronic & Control Systems	4W Switches & HVAC	✓	✓
	Charging Sockets	✓	✓
	Sensors	✓	✓
	Actuators	✓	✓
	Controllers	✓	✓
	Seat Belts	✓	✓
	Shifters	✓	✓
	Infotainment Systems	✓	✓
	Cameras	✓	✓
	Telematics & TCU	✓	✓
	RPAS & ADAS	✓	✓
Safety & Comfort Systems	Steering Wheel with Airbags	✓	✓
	Body Sealing	✓	✓
	EA Pad	✓	✓
	Air Ducts & Washer Bottle	✓	✓
	Spoiler	✓	✓
	Brake Hoses	✓	✓
	Fuel/Water Hoses	✓	✓
	Seats	✓	✓
Lighting & Acoustics	Alternate Fuel Systems	✓	X
	Horns	✓	✓
	Lamps	✓	✓
	Speakers	✓	✓
Light Metal & Power Train	Alloy Wheels	✓	✓
	Casting	✓	✓
	Air Filtration Systems	✓	X
	Canisters	✓	X
Battery	Batteries - Lead Acid	✓	✓

GLOBAL PRESENCE



Strategic Manufacturing Location

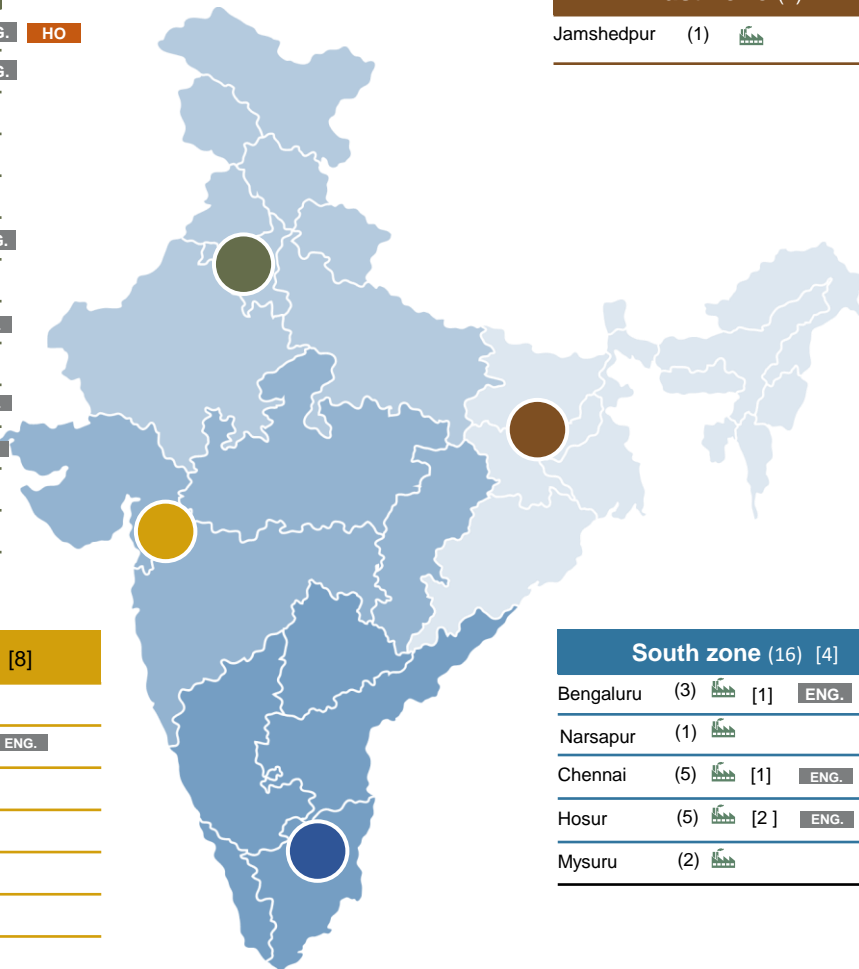
66 Plants	Eng. 29 Engineering Centers	HO Head Office	RO Registered Office
---------------------	----------------------------------------------	------------------------------	------------------------------------

North zone. (30) [17]

Manesar (8) [6] ENG. HO
Bawal (10) [5] ENG.
Neemrana (1)
Bhiwadi (1)
Delhi RO
Bahadurgarh (2) [1] ENG.
Sonipat (1)
Pantnagar (3) [1] ENG.
Haridwar (1)
Farukhnagar (1) [1] ENG.
Gurugram [3] ENG.
Baddi (1)
G. Noida (1)

East zone (1)

Jamshedpur (1)



West zone (19) [8]

Gujarat (8)
Pune/Chakan (7) [8] ENG.
Waluj (1)
Pithampur (1)
Ranjangaon (1)
Supa (1)

South zone (16) [4]

Bengaluru (3) [1] ENG.
Narsapur (1)
Chennai (5) [1] ENG.
Hosur (5) [2] ENG.
Mysuru (2)

Growing International Presence

6 Plants	7 Sales Office	8 Engineering Centers
--------------------	-----------------------	------------------------------



North & South America (2)

Mexico (Queretaro) (1)
Colombia (Manizales) (1)

Europe (2) [7]

France (Epernon)
Spain (La Carolina) (1) (1)
Germany (Munich, Reutlingen) (1) (6)

Asia (w/o India) (2) [1]

Indonesia (Karawang) (1)
Taiwan (Tainan) (1)
Thailand (Bangkok)
Vietnam (Vin Phuc) (1)
Japan (Nagoya)
South Korea (Pyeongtaek)

TOP MANAGEMENT TEAM



Mr. Nirmal K Minda
Chairman & Managing Director



Mr. Ravi Mehra
Deputy Managing Director
& Head Group Corporate



Mr. Amit Jain
Group Chief Technical
Officer



Mr. A.G. Giridharan
CEO- Safety & Comfort
Systems Domain



Mr. Kundan K Jha
CEO, Light Metal &
Powertrain Systems
Domain



Mr. Naveesh Garg
CEO- Electronics and
Control Systems Domain



Mr. Rajeev Gandotra
CEO – Light & Acoustic
Systems Domain-2



Mr. Rakesh Kher
CEO – Aftermarket
Domain



Mr. Rakesh Mehta
Group CHRO



Mr. Sunil Bohra
Group CFO, CSO &
Corporate Affairs



Mr. Vivek Jindal
CEO – Light & Acoustic
Systems Domain-1



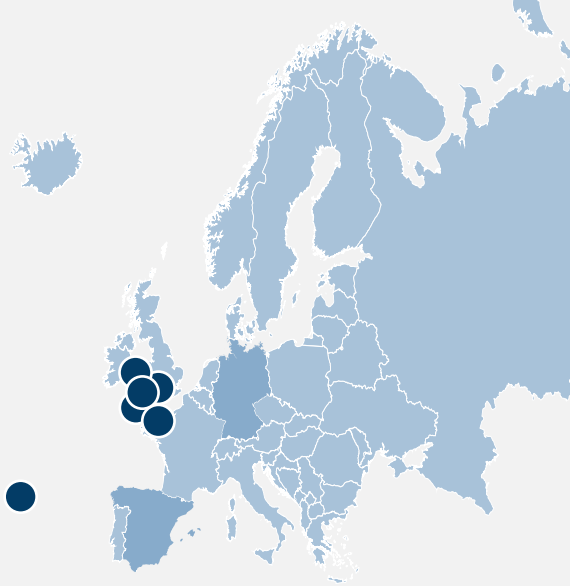
Mr. Ashok Taneja
Advisor



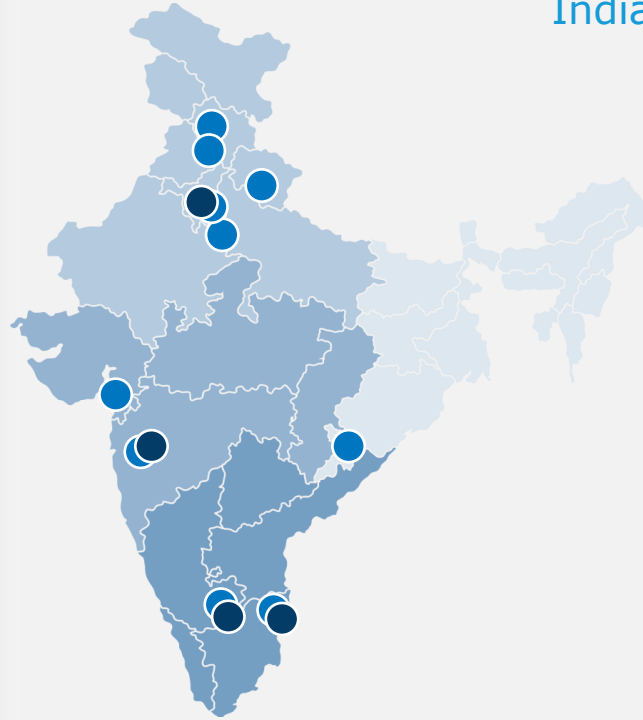
Mr. Navin Paul
Advisor

In-house R&D helps drive Innovation...

Europe



India



Two-tier Engineering Organization

Central R&D Centre With A Focus On Advanced & Future Technology

Pune, Gurugram, Chennai, Hosur & Bangalore	India
Regensburg, Munich, Ingolstadt-1, Wolfsburg -2, Osnabruck-1	Germany
Bilbao	Spain

Product-focused Business Engineering Teams

2W Switch, Mindarika, 4W Lighting, Minda Westport, Acoustic, Minda Nabtesco	Manesar
Minda Kosei, Minda Kyoraku, Toyoda Gosei Minda, Minda Onkyo, Uno Minda Buehler Motors	Bawal
2W Lighting	Bahadurgarh
Sensor, Controller, 2W Switch, 4W Lighting, ADAS, Mindarika	Pune
Uno Minda EV Systems	Farukhnagar
Seating	Hosur
Minda Storage Batteries	Pantnagar
2W Alloy Wheels	Supa, Ahmednagar
Densoten Minda	Gurugram
4W lighting	Japan
4W lighting	South Korea
4W lighting	Taiwan
Clartorn horn	Spain
Munich-1, Reutlingen-1, Regensburg-1	Germany

State Of Art Validation & Test Facilities



>1000
NPD
Engineers



252
Patents
Granted



37
R&D and
Engineering Centers



444
Patent Filed



463
Design Application Filed

UNO MINDA – Central R&D and Design Studio



Uno Minda's first flagship centre for research engineering and advance technologies.

MISSION: Attain Technology Leadership with Ingenious CREATors to **Innovate for the future of mobility** focusing on Value Creation, Quality, and Process.

400+
Engineers

5
Locations

75+
R&D Projects



Locations



Pune, India



Gurgaon, India



Chennai & Hosur, India



Regensburg, Germany

Focus



PERSONALIZED

Wireless Chargers | USB & Data Port Chargers | Smart Switches | Seats with Mechanisms | Interior & Exterior Lighting | E Horns



CONNECTED

Telematics Control Unit | IoT Platform



AUTONOMOUS

Automotive Cameras | Ultrasonic Sensors | Driver Monitoring System | ADAS Controllers



ELECTRIFIED

AC Chargers | AC – DC Chargers | DC DC Converter | AVAS

Key functional Competencies

- Product Planning
- Technical Sales
- Simulation based Engineering
- Prototyping
- System Req & Architecture
- Functional / Sys Validation
- Mechanical
- Hardware & Layout
- Software
- Functional Safety
- New Product Control
- Engineering Quality
- Product Costing
- Manufacturing Engineering

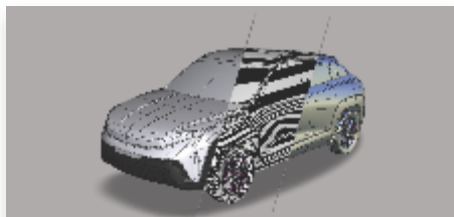


An independent creative design studio that offers best-in-class creative services for mobility products and systems.



TRANSPORTATION DESIGN

- Vehicle Design
- Component Design
- Accessory Design



DIGITAL SCULPTING

- CAS Modeling
- Class A Surfacing
- Parametric Modeling
- Digital Visualization



UI/UX DESIGN

- UX Strategy
- UX Research
- HMI Design
- Digital Eco System Design



DESIGN STRATEGY

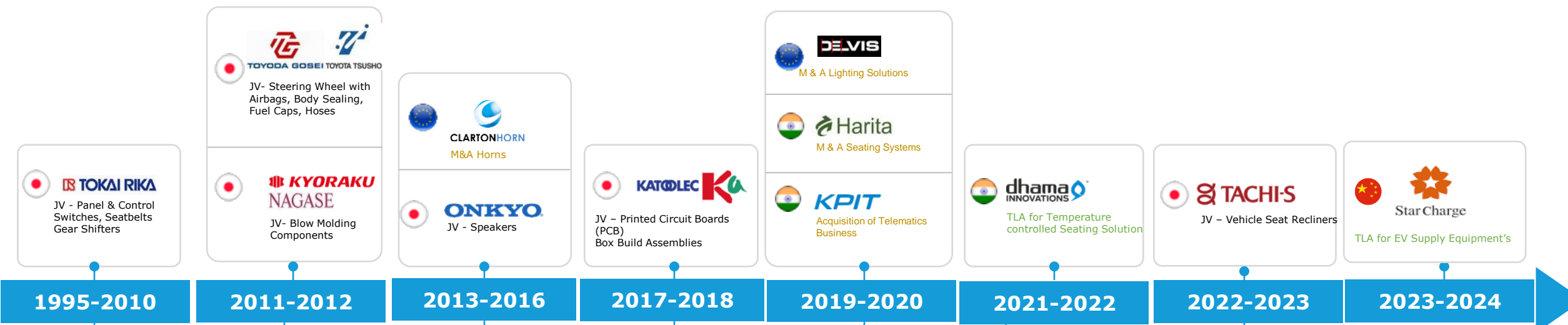
- User research & analysis
- Product strategy
- Experience & strategy workshops



PROTOTYPING

- Soft Modeling
- Hard Modeling (scaled, 1:1)
- Digital Prototyping

Nurturing Partnerships and Affiliations



1995-2010

- TOKAI RIKI**
JV - Panel & Control Switches, Seatbelts Gear Shifters
- ROKI**
JV - Air Filters & Cannisters
- Kaiser**
TLA for Alloy Wheels

2011-2012

- TOYODA GOSEI TOYOTA TSUSHO**
JV- Steering Wheel with Airbags, Body Sealing, Fuel Caps, Hoses
- KYORAKU NAGASE**
JV- Blow Molding Components
- TORICA**
JV - Raw Material Trading
- DENSO TEN**
JV - Car Infotainment Systems
- Nabtesco**
JV- Air Brakes

2013-2016

- CLARTONHORN**
M&A Horns
- ONKYO**
JV - Speakers
- rinder**
M&A 2W Light & M&A LSTC
- R+R**
M&A- Lighting Colombia

2017-2018

- KATOLEC**
JV - Printed Circuit Boards (PCB) Box Build Assemblies
- ISYS**
M & A Embedded Systems
- Sensata Technologies**
Technical License Agreement

2019-2020

- DE.VIS**
M & A Lighting Solutions
- Harita**
M & A Seating Systems
- KPIT**
Acquisition of Telematics Business
- DAYOU**
TLA for LPDC Alloy Wheels
- Westport**
JV - CNG & LPG Kits (Westport Acquired Emer)

2021-2022

- dhama INNOVATIONS**
TLA for Temperature controlled Seating Solution
- FRIWO**
JV - Power supply units and drive solutions

2022-2023

- TACHI-S**
JV - Vehicle Seat Recliners
- Star Charge**
TLA for EV Supply Equipment's
- Bühler Motor**
JV - Traction Motor for EVs
- ASENTEC**
TLA for Wheel Speed Sensors

2023-2024

Joint Venture Partners = 13

- 10** Japan
- 2** Europe
- 1** Canada

Mergers and Acquisitions = 6

- 4** Europe
- 2** India

Technical License Agreements = 5

- 1** Japan
- 1** India
- 2** S.Korea
- 1** China
- 1** America

Awards & Recognitions

Customer Awards

2023-24

QUALITY

DELIVERY

BEST SUPPLIER

PARTNER AWARD

COST COMPETITIVENESS

BUSINESS EXCELLENCE



38*



Mr. Nirmal K Minda, CMD, Uno Minda Limited, has been awarded the prestigious **HURUN Self-made Entrepreneur Award, 2023!**



Uno Minda is proud to secure the **Great Place To Work® (GPTW)** Certification for the third consecutive year!



Dr. Suman Minda, Chairperson of Uno Minda's CSR Wing, has been honoured with the prestigious **Golden Peacock Award** for Social Leadership for her impactful work in social welfare and community development.



Uno Minda has been honoured with the prestigious **Intellectual Property Award** for 2023 in the 'Top Indian Company for Design' category.



Uno Minda has secured its **place among India's top 50 innovative companies** in manufacturing, receiving recognition from CII for our pioneering work in automotive technologies for the second consecutive year.



The CSR wing of Uno Minda Group received "**CSR Excellence in Women Empowerment**" for its Project "Samarth-Jyoti" during the India CSR & Sustainability Conclave 2023 for excellent accomplishments of work for women.

Certifications



Environmental, Social & Governance (ESG)



Environmental

More than 90% of plants ISO 14001 & ISO 45001 certified
(Environmental & OHS Management System)

Energy and Emissions

Water Management

Waste Management



Social

Vision to enable Employee and Community Well-Being with following organizational goals:

Community Well Being (CSR)

Employee Well Being



Corporate Governance

Policies governing our business

Ethics and compliances

Economic Value Creation



Our Journey

2007



Seva Kendra, Bagla, Hisar Haryana, Skills Centre

2010



MDMMS, Bagla Haryana Sr. Sec. School

2012



Samarth - Jyoti Project

2016



SLMCH, Bagla Haryana Charitable Hospital

2019



TSNMS, Kadi Gujarat Sr. Sec. School

2024



TSNMS, Poonapalli, Hosur Sr. Sec. School

Suman Nirmal Minda Foundation operates in Education, Vocational Training, Healthcare, and Community Development. Projects include Community Schools, Remedial classes, IT skill programs, and vocational training for children, girls, boys, and women in need. There are 17 CSR Centres in 7 states, along with three Sr. Secondary Schools and a Hospital providing quality education and healthcare support to communities.

Thematic Areas



Skill Development



Education



Community Wellbeing



Preventive & Curative Health Care

Group Strengths



Long Standing Relationships with OEMs

6 Decades of Preferred Supplier status with Major OEMs across all segments



Located close to each customer

Located in all Automotive hubs in India, Growing Global Presence



Strategic & Technology Driven Alliances

With Global Technology Leaders supporting various Product Lines



Robust Systems and Governance mechanism

Strong System, Processes with experienced board to drive Governance and Ethical Practices



Human Resources

Great place to work certified. Focus on promoting In-house Talent & Succession Management



Trustworthy and Capable Supplier Base

More than 1500 Suppliers spread across Geographies



Strong R&D Capabilities

37 R&D and Engineering Centers Globally



Extensive Aftermarket Distribution Network

1500 Business Partners, 35000 Retailers & 75000 Service Points



Cyber risk Management

Strong & robust Security Management & Cyber risk Management framework to safeguard company from cyber threats



THANK YOU.

Corporate Office

**Uno Minda Ltd
(Formerly known as Minda
Industries Ltd)**

Village Nawada Fatehpur, P.O.
Sikanderpur Badda,
Manesar, Gurgaon – 122004, India.

For further information, please contact

**Company
Uno Minda Ltd.**

Mr. Ankur Modi
Head Corporate Finance and
Communication
amodi@unominda.com

