

Ref. No. Z-IV/R-39/D-2/NSE/207 & 174

Date : 07/11/2023

National Stock Exchange of India Ltd. Listing Deptt., Exchange Plaza, Bandra Kurla Complex, Bandra (E), Mumbai - 400 051	BSE Ltd. Regd. Office: Floor - 25, Phiroze Jeejeebhoy Towers, Dalal Street, Mumbai-400 001.
NSE Scrip: UNOMINDA	BSE Scrip: UNOMINDA, 532539

Sub: - Investor Presentation

Dear Sirs,

Enclosed please find the Investor Presentation Q2 FY 2024.

The copy of the aforesaid Investor Presentation is also available on the website of the Company www.unominda.com

This is for your information and record please.

Thanking you,

Yours faithfully,
For Uno Minda Limited

Tarun Kumar Srivastava
Company Secretary & Compliance Officer


Encl: As above.



DRIVING THE NEW

INVESTOR PRESENTATION
Q2 FY'24

Nov 7, 2023



SAFE HARBOR

This presentation and the accompanying slides (the “Presentation”), has been prepared by Uno Minda Limited (the “Company”), solely for information purposes and do not constitute any offer, recommendation or invitation to purchase or subscribe for any securities, and shall not form the basis or be relied on in connection with any contract or binding commitment whatsoever. No offering of securities of the Company will be made except by means of a statutory offering document containing detailed information about the Company.

This Presentation has been prepared by the Company based on information and data which the Company considers reliable, but the Company makes no representation or warranty, express or implied, whatsoever, and no reliance shall be placed on, the truth, accuracy, completeness, fairness and reasonableness of the contents of this Presentation. This Presentation may not be all inclusive and may not contain all of the information that you may consider material. Any liability in respect of the contents of, or any omission from, this Presentation is expressly excluded.

Certain matters discussed in this Presentation may contain statements regarding the Company’s market opportunity and business prospects that are individually and collectively forward-looking statements. Such forward-looking statements are not guarantees of future performance and are subject to known and unknown risks, uncertainties and assumptions that are difficult to predict. These risks and uncertainties include, but are not limited to, the performance of the Indian economy and of the economies of various international markets, the performance of the auto ancillary industry in India and world-wide, competition, the company’s ability to successfully implement its strategy, the Company’s future levels of growth and expansion, technological implementation, changes and advancements, changes in revenue, income or cash flows, the Company’s market preferences and its exposure to market risks, as well as other risks. The Company’s actual results, levels of activity, performance or achievements could differ materially and adversely from results expressed in or implied by this Presentation. The Company assumes no obligation to update any forward-looking information contained in this Presentation. Any forward-looking statements and projections made by third parties included in this Presentation are not adopted by the Company and the Company is not responsible for such third-party statements and projections.

CONTENT

01.	Industry Highlights	04
02.	Operational Highlights	05
03.	Financial Highlights	07
04.	Business Review	11
05.	Strategic Business Update	18
06.	Annexures	21
07.	Overview: Uno Minda Group	26

Introduction of Bharat NCAP

Introduction of Bharat NCAP, with a focus on improving vehicle safety and assisting car buyers in making informed decisions, has commenced from October 1, 2023

Passenger Vehicles demand momentum strong

Demand momentum for SUVs continues to be strong, led by multiple new launches across OEMs


2W segment also witnessed positive shifts as the festive season approaches

Significant capacity expansion plan announced by Auto OEMs

Augurs well for auto component Industry

Realignment in the FAME subsidy on electric 2W w.e.f. 1st June 2023

Vahan registration for e2W down by 17% at 1.81 Lakhs in Q2FY24 compared to 2.18 lakhs in Q1 FY24.



KEY OPERATIONAL HIGHLIGHTS FOR THE QUARTER

Commissioned Two new EV plants

EV systems plant under FRIWO JV commissioned in Q1FY24. Supplies started, ramp-up expected in coming quarters.

Second EV systems plant under Buehler JV commissioned in August 2023. Expected to start supplies by Q4 FY24

To increase stake in MWTL

Board approved to increase stake in MWTL from 50% to 76%.

To cement Uno Minda as market leader in alternate fuel systems market.

Awarded National Intellectual Property Award 2023

Awarded in the Design registration category
The National IP Award is organized by Office of Controller General of Patents, Designs & Trademark, DPIIT, Ministry of Commerce and Industry, India

Highest ever quarterly production in 4W as well as 2W Alloy wheel

Commissioning of capacity expansions at 2W Alloy wheel,
Ramp of recently commissioned 30K 4W Alloy wheel line at Gujrat and
Robust OEM demands.

New Greenfield Plant of 4W Alloy Wheel

Setting up of new greenfield plant with capacity of 120,000 wheels per month
The project to be executed over 5 years in three phases

Completed acquisition of ~ 86 acres land in Khed City Pune, other location in discussion

In discussion for acquisition of three more similar land parcel in north, west and south



FINANCIAL INFORMATION & RECENT UPDATES



KEY FINANCIAL HIGHLIGHTS FOR THE QUARTER

Group Revenues (Including JVs and Associates) (Unaudited)

Rs 4,586 Cr

for the quarter

Consolidated Revenues increased by 26% Y-o-Y to

Rs 3,621 Cr

for the quarter

EBITDA higher by 26% Y-o-Y to

Rs 402 Cr

for the quarter

EBITDA margin increased by 2 bps Y-o-Y at

at 11.09%

for the quarter

PAT (UML share) increased by 32% on Y-o-Y basis to

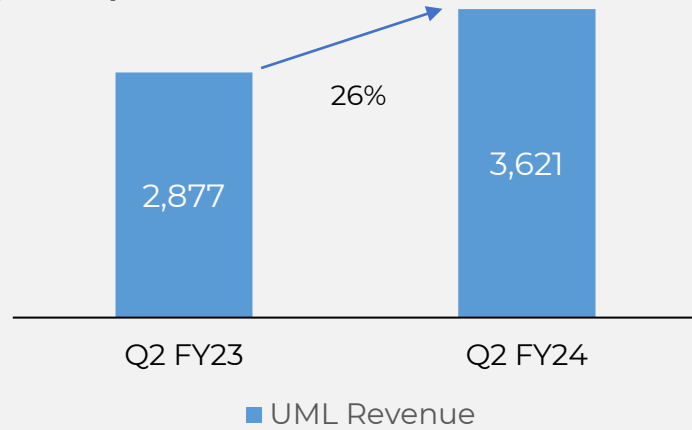
Rs 225 Cr

for the quarter

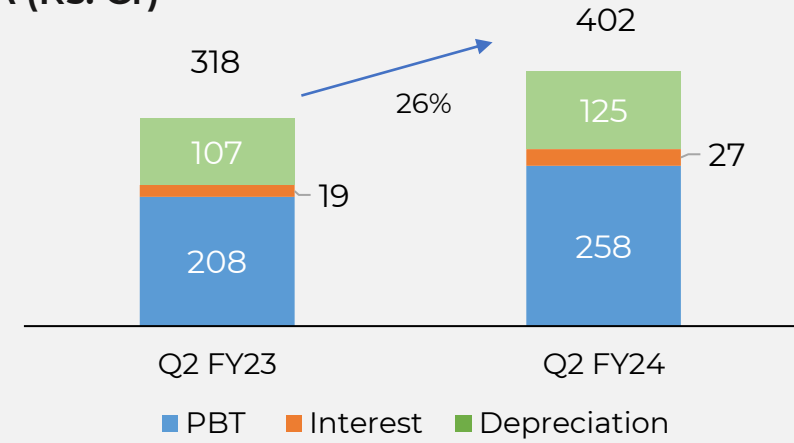


CONSOLIDATED FINANCIAL HIGHLIGHTS – Q2 FY24

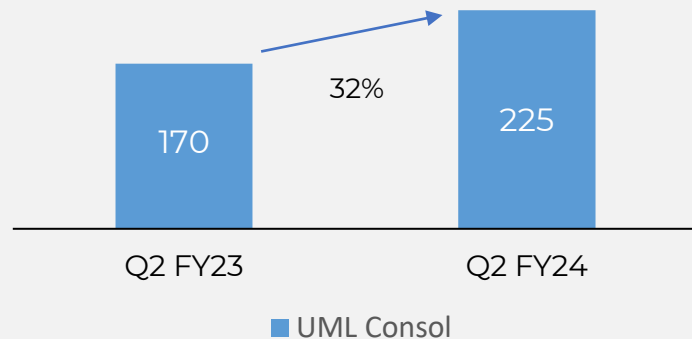
Revenue (Rs. Cr)



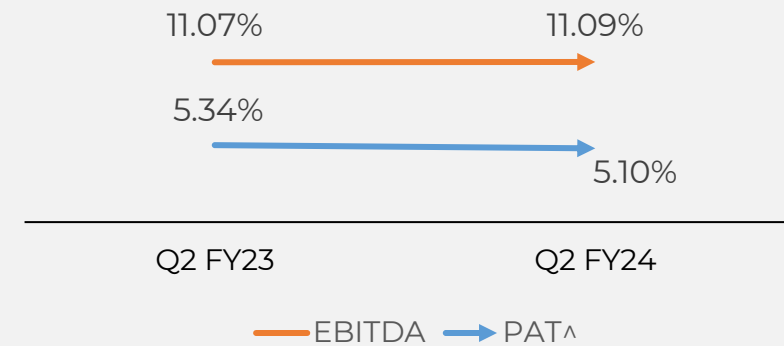
EBITDA (Rs. Cr)



PAT* (Rs. Cr)



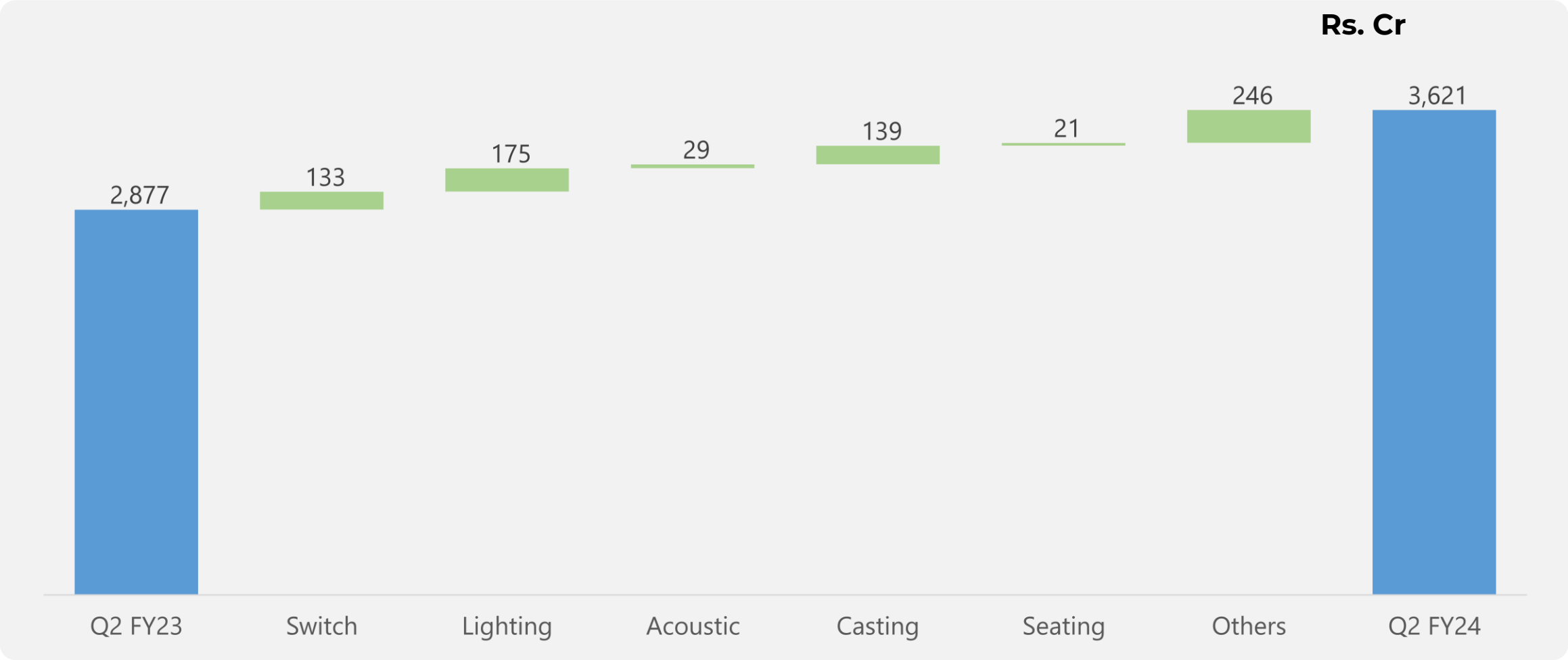
Margin (%)



*PAT UML Share

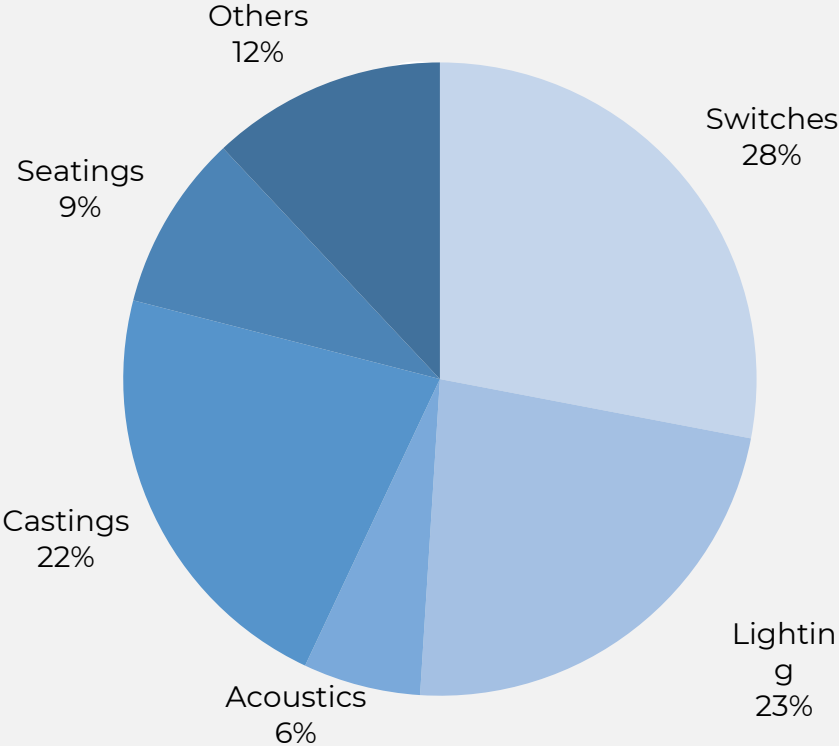
| ^PAT before profit share of JVs/ & Associates and Minority Interest

REVENUE BRIDGE – Q2 FY24

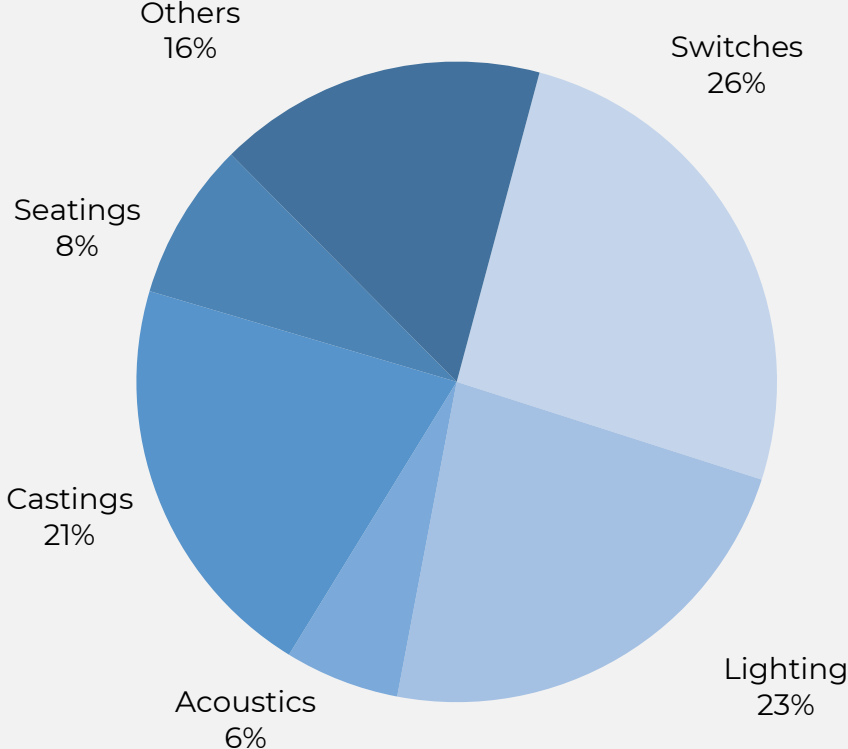


DIVISION-WISE REVENUE MIX

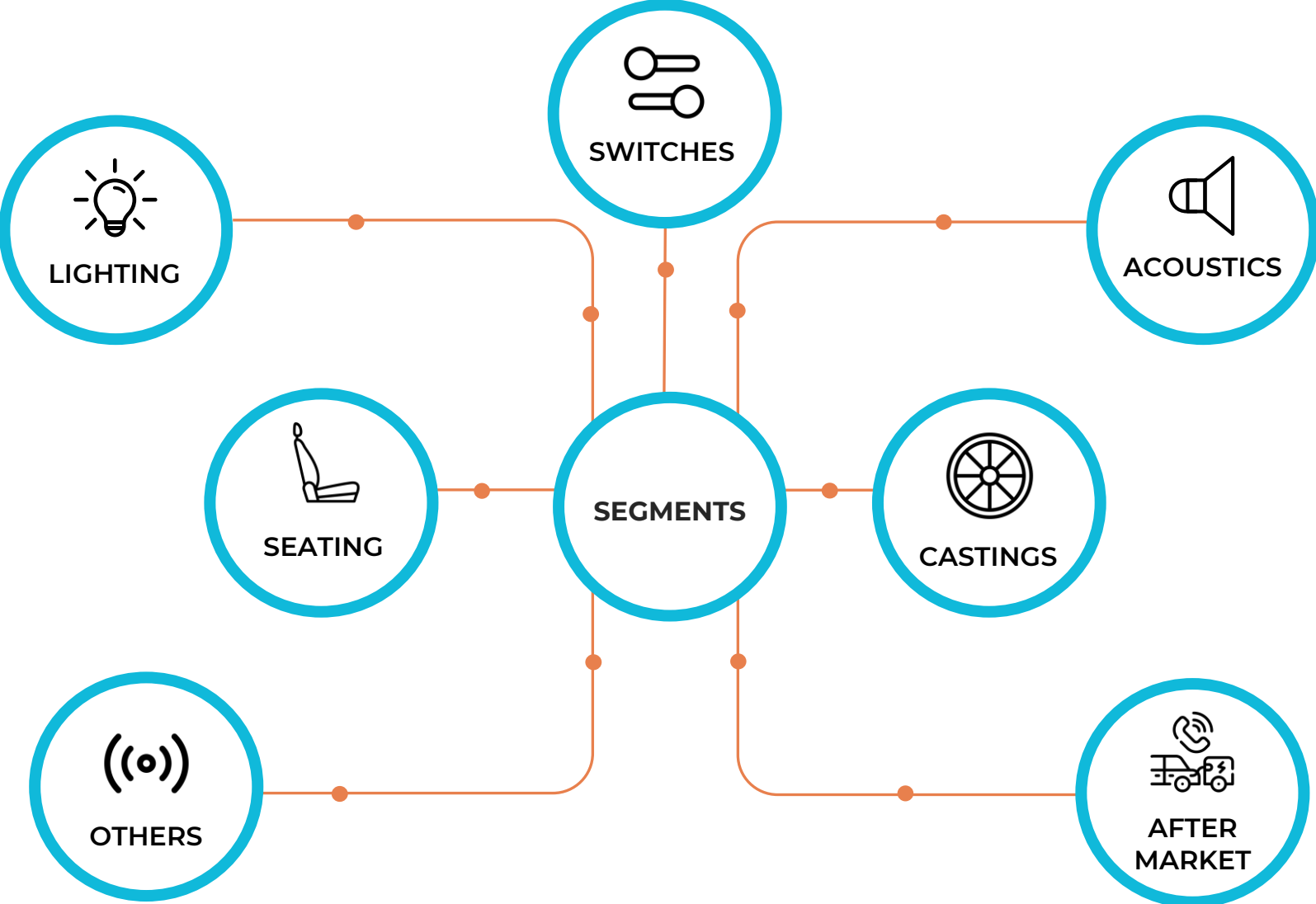
Q2 FY23 (%)



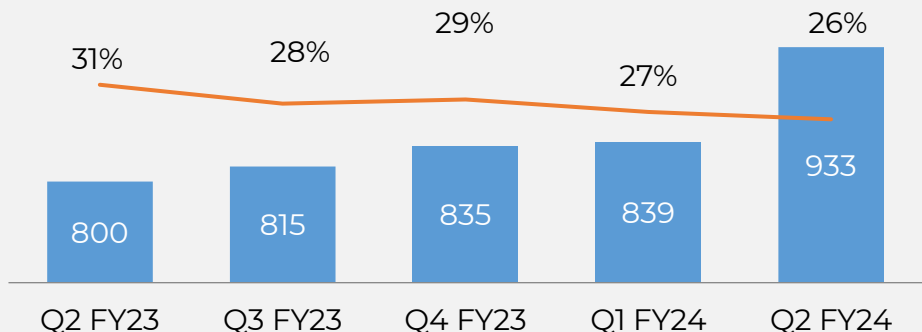
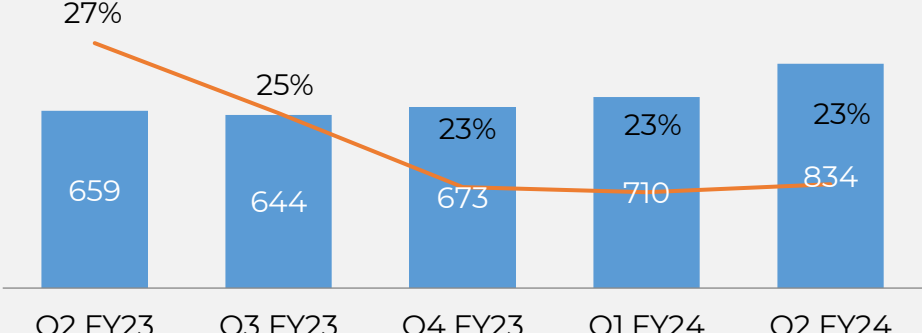

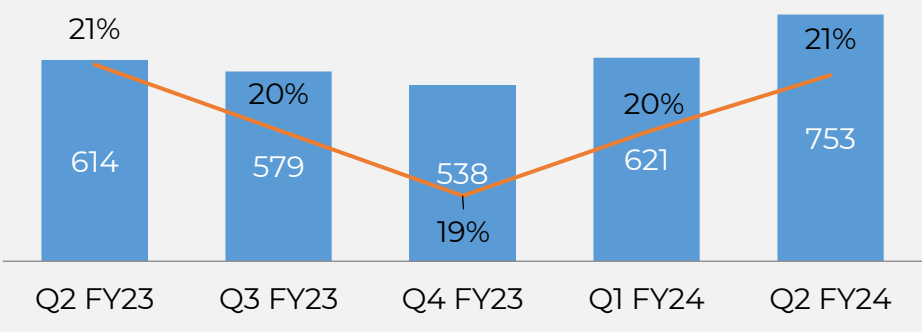
Q2 FY24 (%)



BUSINESS REVIEW


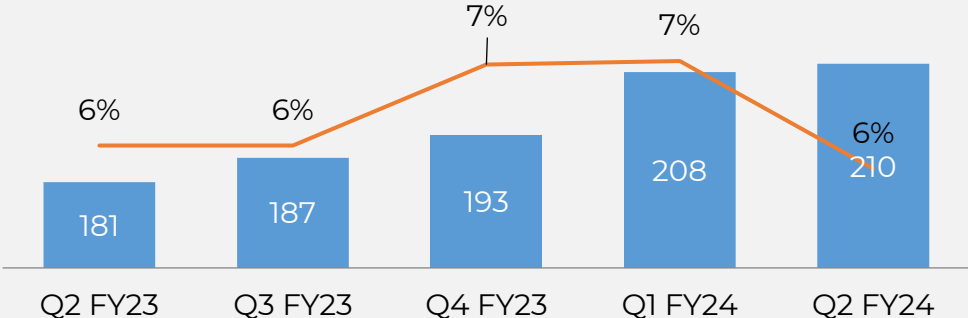

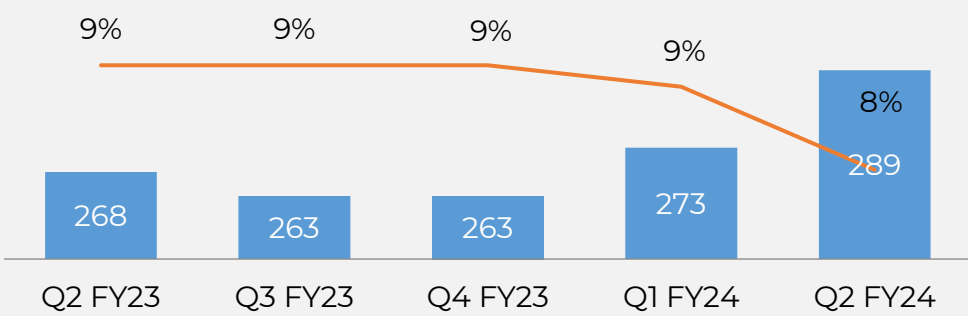

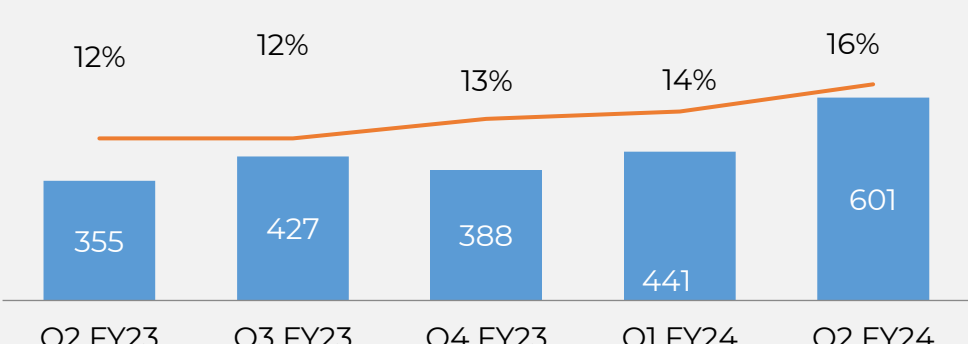


BUSINESS REVIEW

Product Segment	Revenue Growth (Figures in Rs. Cr)	Key updates																		
 Switches	 <table border="1"> <thead> <tr> <th>Quarter</th> <th>Revenue (Rs. Cr)</th> <th>Revenue Share (%)</th> </tr> </thead> <tbody> <tr> <td>Q2 FY23</td> <td>800</td> <td>31%</td> </tr> <tr> <td>Q3 FY23</td> <td>815</td> <td>28%</td> </tr> <tr> <td>Q4 FY23</td> <td>835</td> <td>29%</td> </tr> <tr> <td>Q1 FY24</td> <td>839</td> <td>27%</td> </tr> <tr> <td>Q2 FY24</td> <td>933</td> <td>26%</td> </tr> </tbody> </table>	Quarter	Revenue (Rs. Cr)	Revenue Share (%)	Q2 FY23	800	31%	Q3 FY23	815	28%	Q4 FY23	835	29%	Q1 FY24	839	27%	Q2 FY24	933	26%	<ul style="list-style-type: none"> Received first orders for capacitive touch-based switch from Indian 4W OEM. Expansion of 4W switch plants at Chennai is commissioned in Oct 2023
Quarter	Revenue (Rs. Cr)	Revenue Share (%)																		
Q2 FY23	800	31%																		
Q3 FY23	815	28%																		
Q4 FY23	835	29%																		
Q1 FY24	839	27%																		
Q2 FY24	933	26%																		
 Lighting	 <table border="1"> <thead> <tr> <th>Quarter</th> <th>Revenue (Rs. Cr)</th> <th>Revenue Share (%)</th> </tr> </thead> <tbody> <tr> <td>Q2 FY23</td> <td>659</td> <td>27%</td> </tr> <tr> <td>Q3 FY23</td> <td>644</td> <td>25%</td> </tr> <tr> <td>Q4 FY23</td> <td>673</td> <td>23%</td> </tr> <tr> <td>Q1 FY24</td> <td>710</td> <td>23%</td> </tr> <tr> <td>Q2 FY24</td> <td>834</td> <td>23%</td> </tr> </tbody> </table>	Quarter	Revenue (Rs. Cr)	Revenue Share (%)	Q2 FY23	659	27%	Q3 FY23	644	25%	Q4 FY23	673	23%	Q1 FY24	710	23%	Q2 FY24	834	23%	<ul style="list-style-type: none"> Won order for ambient lighting during the current quarter from Indian OEM for its EV model Completed expansion of lighting facilities in MIVCL Greenfield 4W lighting plant project at Khed City Pune on track
Quarter	Revenue (Rs. Cr)	Revenue Share (%)																		
Q2 FY23	659	27%																		
Q3 FY23	644	25%																		
Q4 FY23	673	23%																		
Q1 FY24	710	23%																		
Q2 FY24	834	23%																		
 Castings	 <table border="1"> <thead> <tr> <th>Quarter</th> <th>Revenue (Rs. Cr)</th> <th>Revenue Share (%)</th> </tr> </thead> <tbody> <tr> <td>Q2 FY23</td> <td>614</td> <td>21%</td> </tr> <tr> <td>Q3 FY23</td> <td>579</td> <td>20%</td> </tr> <tr> <td>Q4 FY23</td> <td>538</td> <td>19%</td> </tr> <tr> <td>Q1 FY24</td> <td>621</td> <td>20%</td> </tr> <tr> <td>Q2 FY24</td> <td>753</td> <td>21%</td> </tr> </tbody> </table>	Quarter	Revenue (Rs. Cr)	Revenue Share (%)	Q2 FY23	614	21%	Q3 FY23	579	20%	Q4 FY23	538	19%	Q1 FY24	621	20%	Q2 FY24	753	21%	<ul style="list-style-type: none"> Highest ever production of 2W Alloy Wheel and 4W Alloy Wheel Commissioned two lines aggregating to additional 1.4 Mn capacity out of total 2.0 Mn planned at 2W Alloy wheel plant at Supa. Announced new greenfield plant with capacity of 120,000 flow forming GDC alloy wheels per month in phased manner
Quarter	Revenue (Rs. Cr)	Revenue Share (%)																		
Q2 FY23	614	21%																		
Q3 FY23	579	20%																		
Q4 FY23	538	19%																		
Q1 FY24	621	20%																		
Q2 FY24	753	21%																		

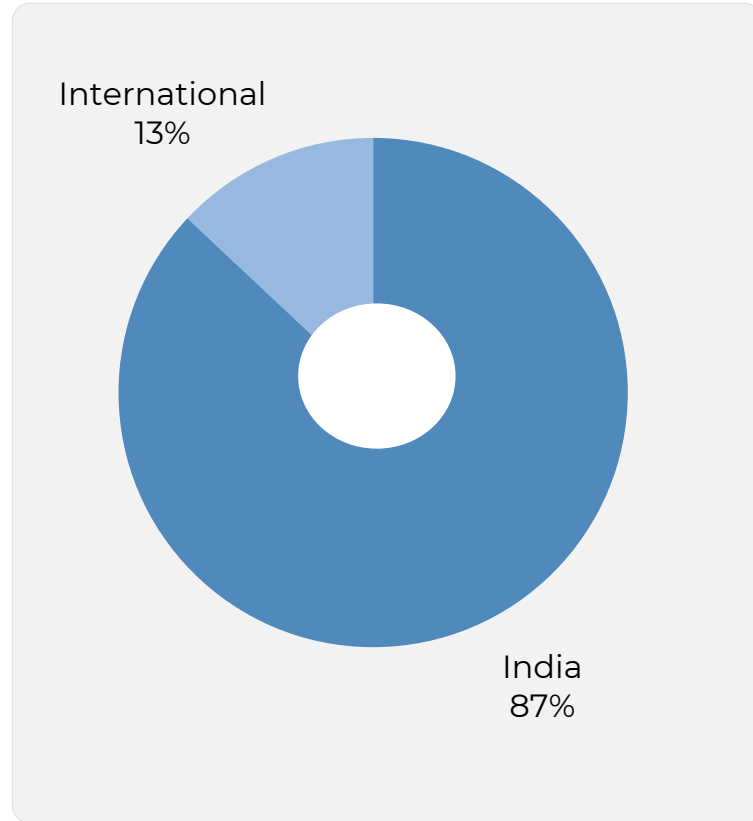
■ Revenue — Revenue Share

BUSINESS REVIEW

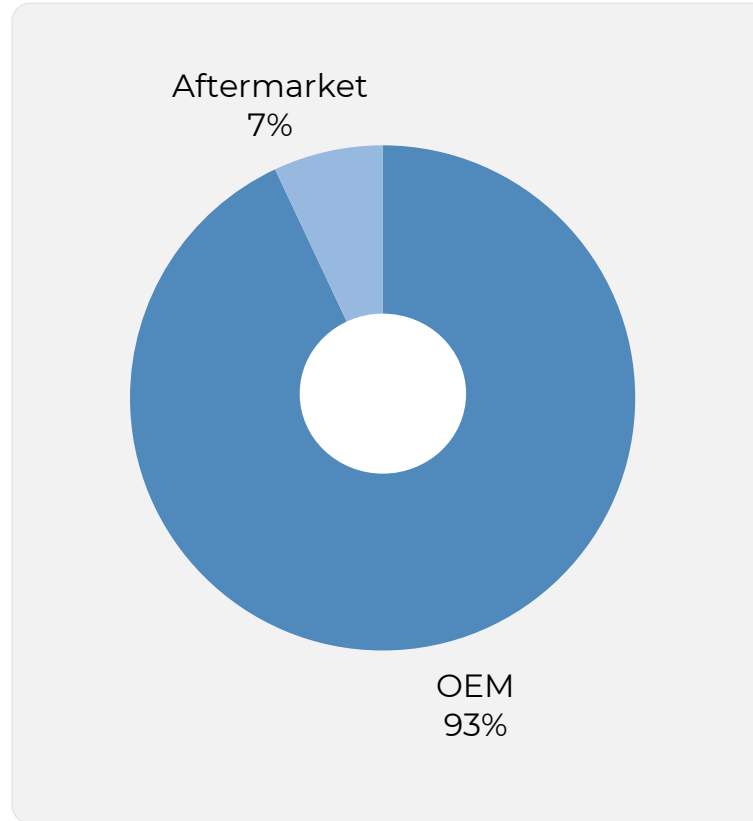
Product Segment	Revenue Growth (Figures in Rs. Cr)	Strategic Business Developments																		
 Acoustic	 <table border="1"> <thead> <tr> <th>Quarter</th> <th>Revenue (Rs. Cr)</th> <th>Revenue Share (%)</th> </tr> </thead> <tbody> <tr> <td>Q2 FY23</td> <td>181</td> <td>6%</td> </tr> <tr> <td>Q3 FY23</td> <td>187</td> <td>6%</td> </tr> <tr> <td>Q4 FY23</td> <td>193</td> <td>7%</td> </tr> <tr> <td>Q1 FY24</td> <td>208</td> <td>7%</td> </tr> <tr> <td>Q2 FY24</td> <td>210</td> <td>6%</td> </tr> </tbody> </table>	Quarter	Revenue (Rs. Cr)	Revenue Share (%)	Q2 FY23	181	6%	Q3 FY23	187	6%	Q4 FY23	193	7%	Q1 FY24	208	7%	Q2 FY24	210	6%	<ul style="list-style-type: none"> Volumes at Clarton remain lower due to lower industry volumes.
Quarter	Revenue (Rs. Cr)	Revenue Share (%)																		
Q2 FY23	181	6%																		
Q3 FY23	187	6%																		
Q4 FY23	193	7%																		
Q1 FY24	208	7%																		
Q2 FY24	210	6%																		
 Seating	 <table border="1"> <thead> <tr> <th>Quarter</th> <th>Revenue (Rs. Cr)</th> <th>Revenue Share (%)</th> </tr> </thead> <tbody> <tr> <td>Q2 FY23</td> <td>268</td> <td>9%</td> </tr> <tr> <td>Q3 FY23</td> <td>263</td> <td>9%</td> </tr> <tr> <td>Q4 FY23</td> <td>263</td> <td>9%</td> </tr> <tr> <td>Q1 FY24</td> <td>273</td> <td>9%</td> </tr> <tr> <td>Q2 FY24</td> <td>289</td> <td>8%</td> </tr> </tbody> </table>	Quarter	Revenue (Rs. Cr)	Revenue Share (%)	Q2 FY23	268	9%	Q3 FY23	263	9%	Q4 FY23	263	9%	Q1 FY24	273	9%	Q2 FY24	289	8%	<ul style="list-style-type: none"> Started Supplies to New age EV OEM Export of seats steadily increasing.
Quarter	Revenue (Rs. Cr)	Revenue Share (%)																		
Q2 FY23	268	9%																		
Q3 FY23	263	9%																		
Q4 FY23	263	9%																		
Q1 FY24	273	9%																		
Q2 FY24	289	8%																		
 Others	 <table border="1"> <thead> <tr> <th>Quarter</th> <th>Revenue (Rs. Cr)</th> <th>Revenue Share (%)</th> </tr> </thead> <tbody> <tr> <td>Q2 FY23</td> <td>355</td> <td>12%</td> </tr> <tr> <td>Q3 FY23</td> <td>427</td> <td>12%</td> </tr> <tr> <td>Q4 FY23</td> <td>388</td> <td>13%</td> </tr> <tr> <td>Q1 FY24</td> <td>441</td> <td>14%</td> </tr> <tr> <td>Q2 FY24</td> <td>601</td> <td>16%</td> </tr> </tbody> </table>	Quarter	Revenue (Rs. Cr)	Revenue Share (%)	Q2 FY23	355	12%	Q3 FY23	427	12%	Q4 FY23	388	13%	Q1 FY24	441	14%	Q2 FY24	601	16%	<ul style="list-style-type: none"> Wireless charger order from another Indian 4W OEM. New orders having annual peak revenue of around Rs 475 Crores from EV OEMs.. Rs 350 Crores pertains to EV Specific products comprising of Off Board chargers and DC-DC Converters
Quarter	Revenue (Rs. Cr)	Revenue Share (%)																		
Q2 FY23	355	12%																		
Q3 FY23	427	12%																		
Q4 FY23	388	13%																		
Q1 FY24	441	14%																		
Q2 FY24	601	16%																		

■ Revenue — Revenue Share

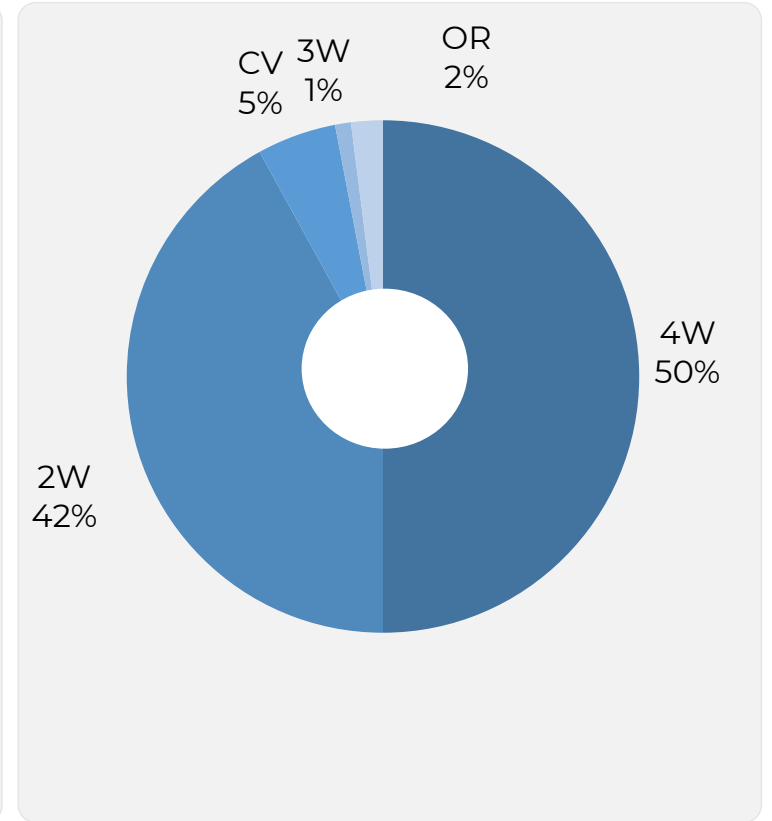
REVENUE BREAKUPS Q2 FY24



Geography-wise Breakup



Channel-wise Breakup



Segment-wise Breakup

AFTERMARKET- EXPANDING B2C BUSINESS

Key Highlights

- Revenue of Rs. 259 Cr during the quarter
- Leadership position in major products categories
- Strong brand recall with loyal customer base
- Continuous expansion of existing Product portfolio & addition of new product lines- Alloys, Infotainment, Seating, Air Braking etc.

6,500+ SKUs

Switches, Horns, Lightings, Batteries, Filter, Indicator, Bulbs, RVMs, Braking, Shocks & struts and Accessories

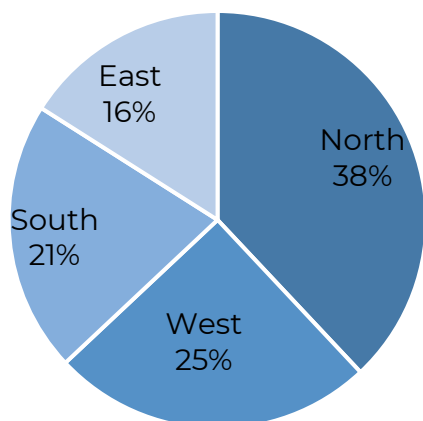
150,000+

Workshops

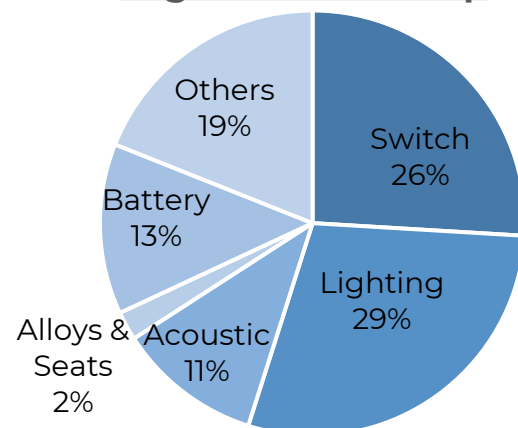
6 Export Regions

Exporting to SAARC, ASEAN, EU, LATAM, MENA & Africa

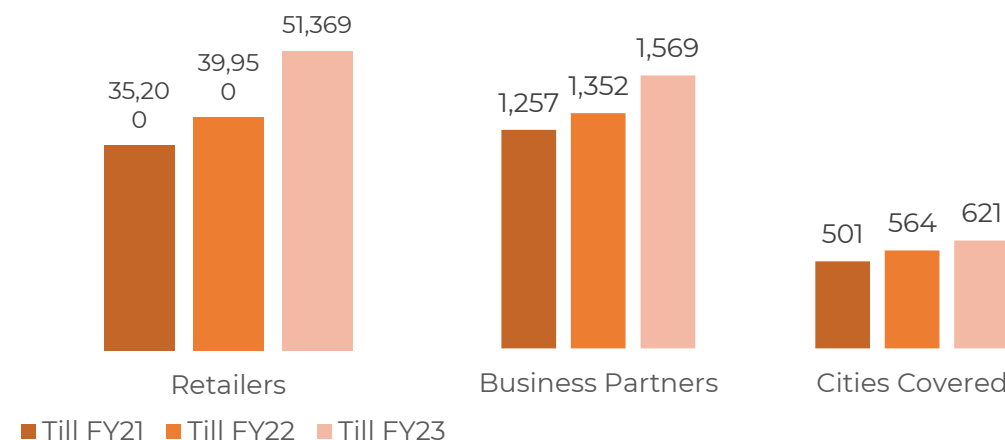
Geographical Breakup



Segmental Breakup

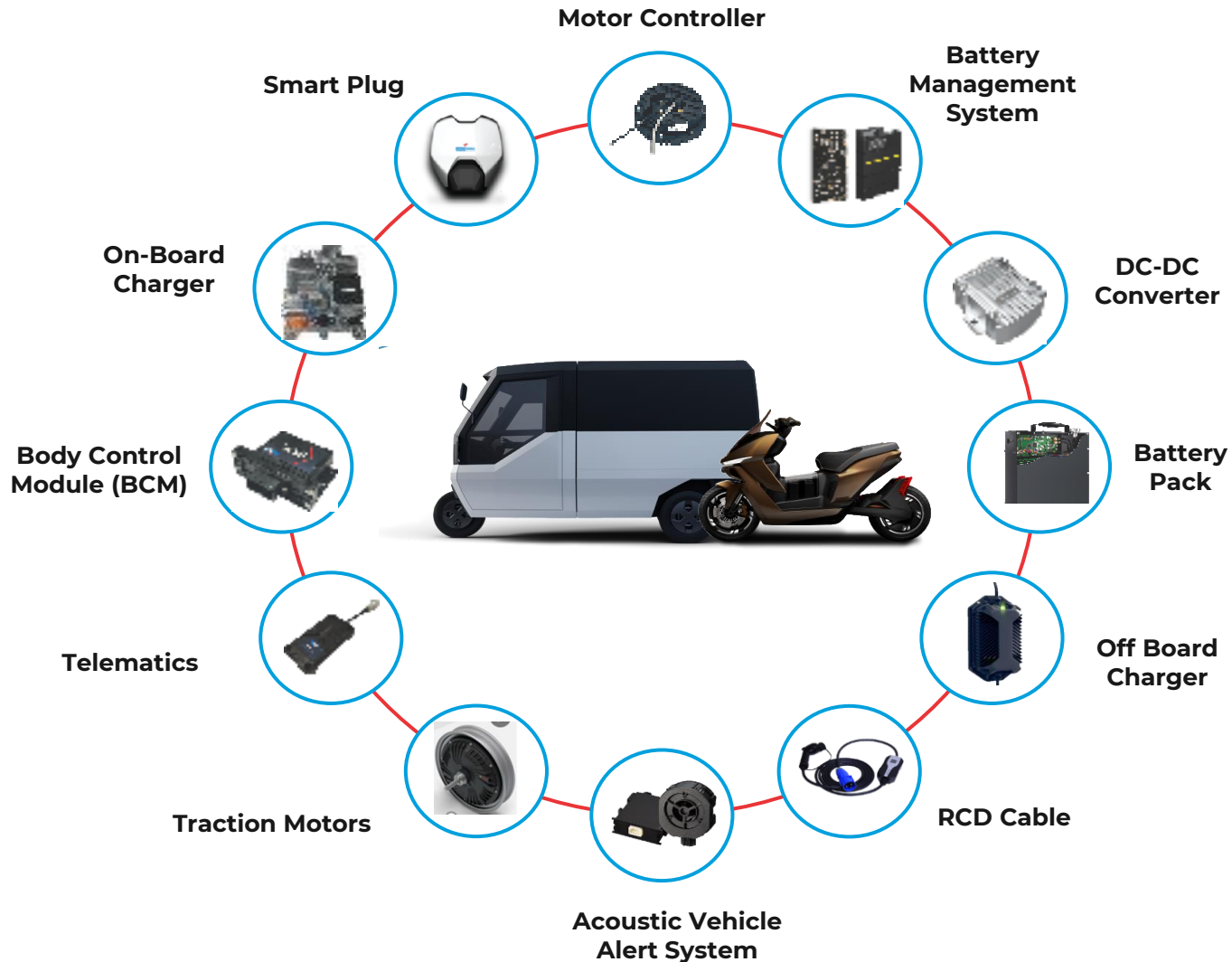


Expanding Network



UNO MINDA's EV PRODUCT PORTFOLIO (2W & 3W)

Low Voltage EV Products (48V to 96V)



Products under Production and supply

Battery Management System (BMS)

On Board Charger

Off Board Charger

RCD Cable

Body Control Module

Smart Plug

Telematics

Orders received, SOP in H2FY24

Motor Controllers

DC-DC Converter

Traction Motors

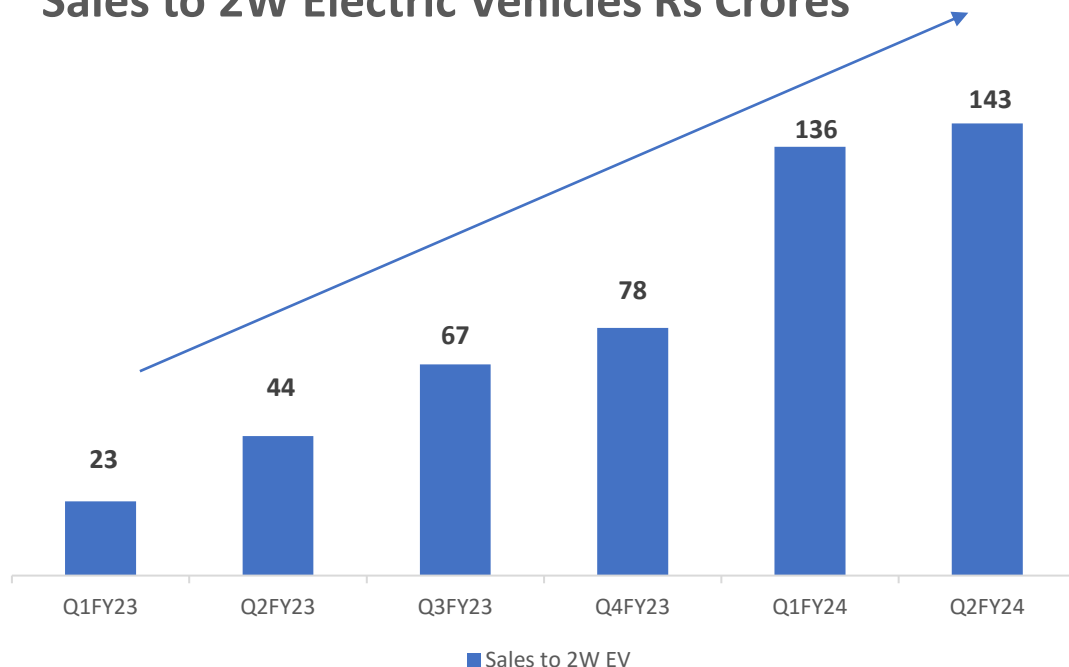
Acoustic Vehicle Alert System (AVAS)

Under Consideration for development

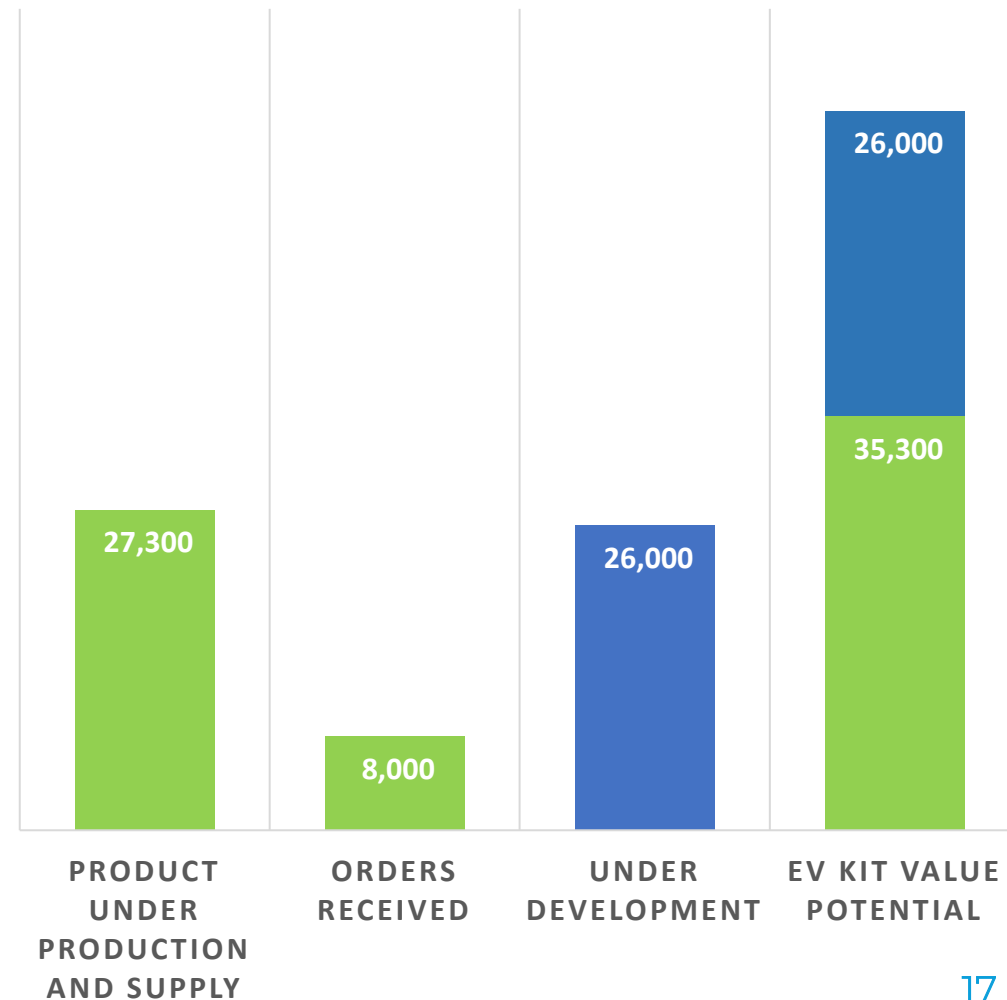
Battery Packs

EV Sales, Order and Potential Kit Value

Sales to 2W Electric Vehicles Rs Crores



Potential Kit Value (in INR)



Peak Annual Order Value from EV OEM in Rs Crores

Particulars	2W/3W	PV/CV	Total
EV Specific Components	1,440	263	1,703
Engine Agnostic Components	793	547	1,340
Total	2,234	810	3,043

Strategic Business Update

- **MSBPL Demerger and HFRL Merger with Uno Minda Ltd:**
 - NCLT has approved the Scheme vide its order dated 13th July, 2023.
 - The order has been passed on 14th Aug 2023 & accordingly the scheme is effective from said date.
- **Minda iConnect Pvt Ltd:**
 - Filed revised scheme with NCLT to give the benefit of bonus issuance
 - Shareholder, Creditors and Stock exchanges have also approved the revised Scheme.
 - NCLT has reserved the final order at its hearing held on 20th Oct 2023. Expected order approving the scheme to be pronounced by 15th Nov 2023.
- **Minda Kosei Aluminum Pvt Ltd, KMA and KMM Merger with Uno Minda Ltd:**
 - Board approved the amalgamation scheme of all the 3 entities MKA, KMA & KMM with Uno Minda.
 - NOC from Stock exchanges received on 18th Oct 2023.
 - Will file 2nd notice application by 31st Oct 2023..
- **Merger of MTG with TG Minda :**
 - NCLT Jaipur bench has approved the merger however NCLT Delhi bench which is having jurisdiction over MTG has disallowed the order on the ground of Income tax observation.
 - The Company filed appeal against the order of NCLT with NCLAT where the NCLAT passed the order in our favour
 - The Company again filed the Scheme with NCLT. NCLT Delhi had hearing on 13th Oct 2023, reserved the final order of Merger. Expected pronouncement of merger order by 15th Nov 2023.

4Wheeler Alloy wheel Expansion

Particulars	Description
Project	Greenfield Plant for manufacture of 4W Alloy wheel using Gravity Die casting method
Capacity	120,000 Flow forming GDC wheels per month in three phases
Rational:	<ul style="list-style-type: none"> • Immense potential for 4W Alloy wheel business as penetration of alloy wheel is gradually increasing. • Existing capacity full to serve the growing demand • Awarded LOI from customer for supply from this plant
Project Cost	Rs 542 Crores to be incurred over next 5 years
Commissioning Timelines	60k in Q2 FY26 Remaining by Q1 FY29

Capital Expansion Update

Sr	Product Line	Entity	Total Cost (In Crs)	Location	Capacity	Expected SOP	Update
1	4W Alloy Wheels	Uno Minda Ltd	542	Yet to be finalised	120k Wheel p.m.	Q2 FY26 Phase 1	Project announced To be spend over 5 years
2	4W Alloy Wheels	Minda Kosei Aluminum (MKA)	190	Bawal	60k Wheels p.m.	Q2 FY25	Project announced
3	2W Alloy Wheels	Uno Minda Ltd	190	Pune	2 MN Wheels p.a.	Q2 FY24 Phase 1	Partially commenced, Full commissioning in Q3 FY24
4	4W Lighting	Minda Industries Vietnam (MIVCL)	37	Hanoi, Vietnam	New Lighting Facility	Q2 FY24	Commenced operations
5	4W Lighting	Uno Minda Limited	400 (Phase I – 230 Cr)	Pune	New Lighting Facility	Q2 FY25	Land Acquisition completed. Construction to start To be spend over 5 years
6	4W Switches	Mindarika Pvt Ltd	73	Chennai	Brownfield expansion	Q2 FY24	Commenced operations
7	4W Switches	Mindarika Pvt Ltd	110	Gurugram	New Switch Facility	Q3 FY24	Land Acquisition completed. Construction on track
8	EV Specific	Buehler Motor JV	110	Bawal	Traction Motor Production Facility	Q4 FY24	Phase 1 Commenced To be spend over 5 years
9	EV Specific	UnoMinda EV Systems Pvt Ltd	390	Gurugram	New facility for EV specific products	Q2 FY24 Phase I	Phase 1 Commenced To be spend over 6 years



ANNEXURES



CONSOLIDATED PROFIT & LOSS STATEMENT

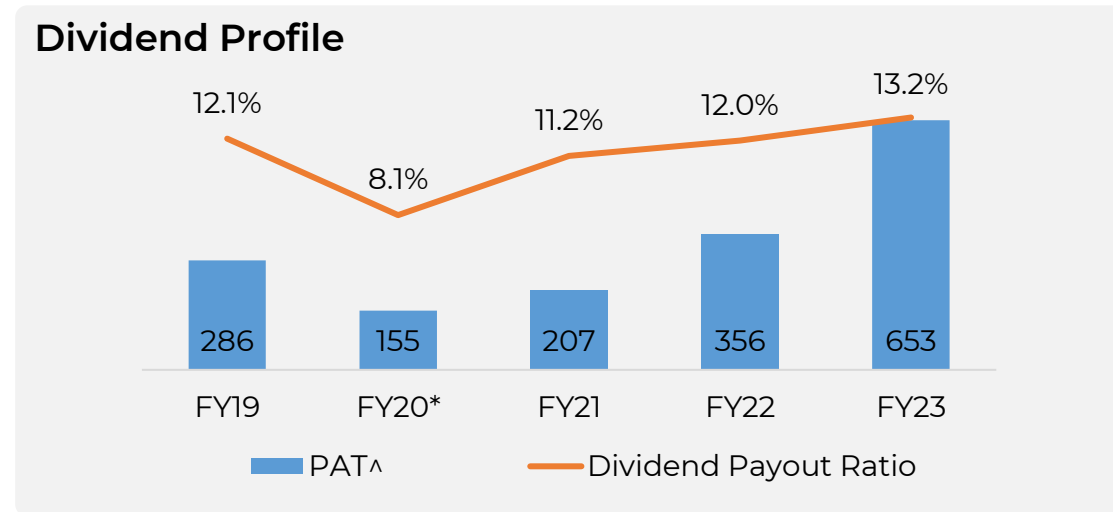
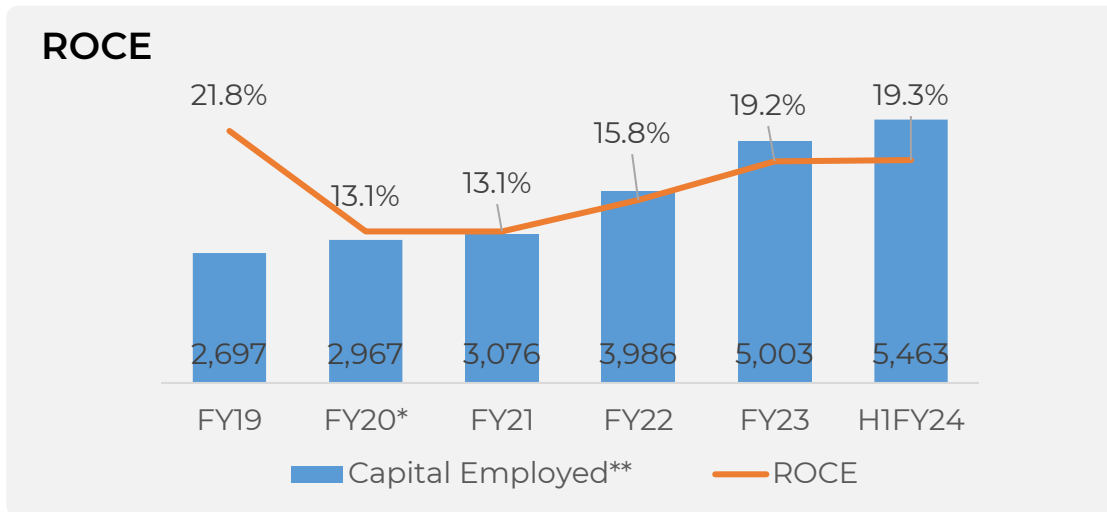
Particulars (Rs. Cr)	Q2 FY24	Q1 FY24	QoQ%	Q2 FY23	YoY%	H1 FY24	H1 FY23	YoY%
Revenue from Operations (Net of Excise)	3,621	3,093	17%	2,877	26%	6,714	5,432	24%
Raw Material	2,377	1,987		1,866		4,363	3,522	
Employee Cost	449	424		365		873	706	
Other Expenses	394	352		328		746	620	
EBITDA	402	330	22%	318	26%	732	584	25%
EBITDA Margin	11.1%	10.7%	42 bps	11.1%	2 bps	10.9%	10.8%	14 bps
Other Income	9	8		16		17	26	
Depreciation	125	119		107		244	207	
EBIT	285	219	30%	227	25%	504	403	25%
EBIT Margin	7.9%	7.1%	80 bps	7.9%	-3 bps	7.5%	7.4%	8 bps
Finance Cost	27	25		19		52	36	
Profit before Share of Profit/Loss of JVs and Tax	258	194	33%	208	24%	452	367	23%
PBT Margin	7.1%	6.3%	86 bps	7.2%	-11 bps	6.7%	6.8%	-4 bps
Tax	73	44		55		117	86	
Profit before Share of Profit/Loss of JVs	185	150	33%	154	24%	334	282	23%
PAT Margin %	5%	5%	25 bps	5%	-24 bps	5.0%	5.2%	-21 bps
Share of Profit/Loss of JVs	53	30		29		84	51	
Net profit/(loss) after share of profit/(loss) of associates / JVs (A)	238	180	32%	182	30%	418	332	26%
PAT attributable to:								
- Owners of MIL	225	173	30%	170	32%	398	309	29%
- Non Controlling Interests	13	7		12		20	23	
Other Comprehensive Income	-25	-22		18		-48	23	
Total Comprehensive Income for UML	200	150	33%	188	6%	350	332	5%
TCI Margin %	5.5%	4.9%	66 bps	6.5%	-100 bps	5.2%	6.1%	-90 bps
Total Comprehensive Income for Non Controlling Interests	12	7		12		20	23	

CONSOLIDATED ANNUAL KEY FINANCIAL NUMBERS & RATIOS

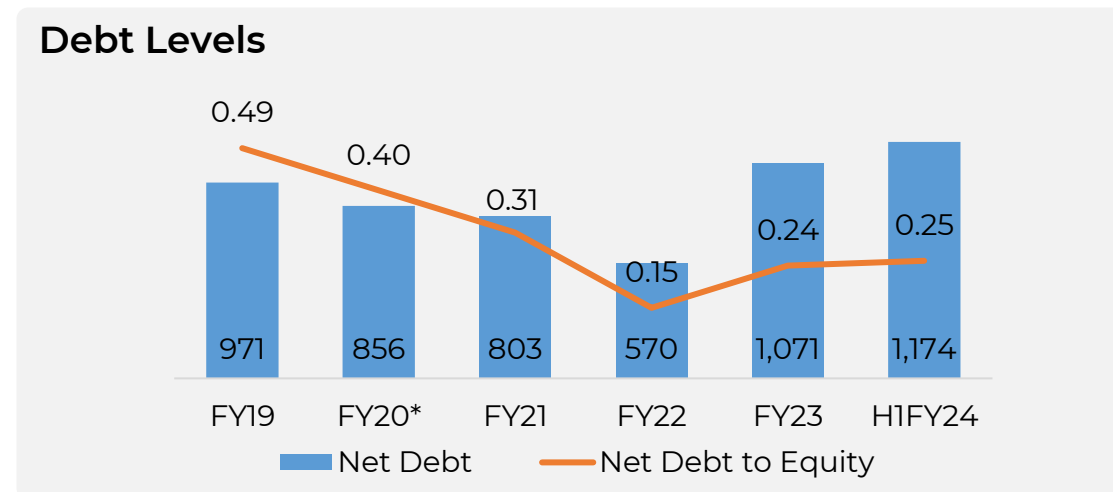
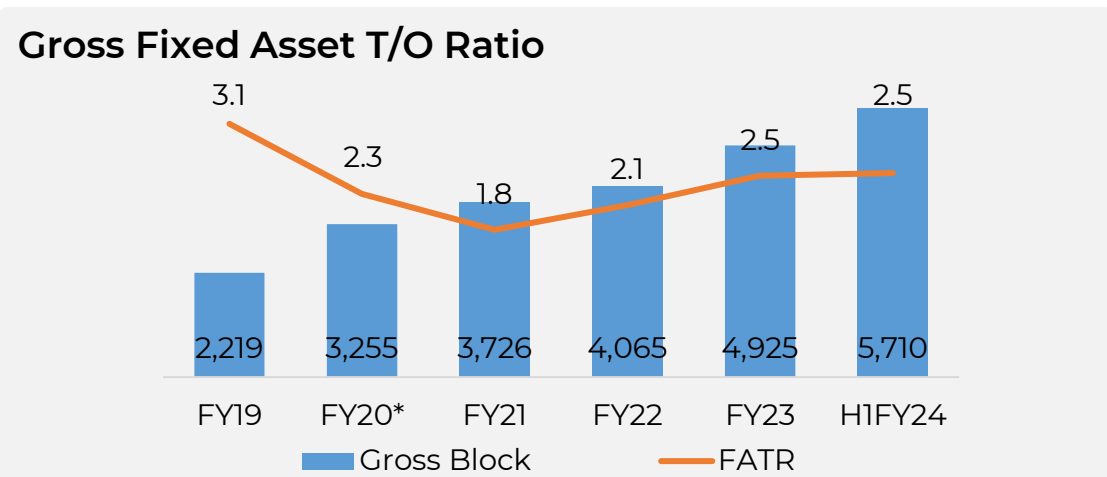
Particulars	Unit	FY23	FY22	FY21	FY20	FY19
Revenue	INR Cr	11,236	8,313	6,374	6,222	5,908
EBITDA	INR Cr	1,242	885	725	672	725
EBITDA Margin	%	11.1	10.6	11.4	10.8	12.3
PAT (UML Share)	INR Cr	654	356	207	155	286
Net UML profit margin	%	5.8	4.3	3.2	2.5	4.8
Net Worth	INR Cr	4,434	3,765	2,563	2,144	1,971
EPS	INR	11.4	6.3	3.7	2.8	5.5
Dividend Payout ratio	%	13.1	12	11.2	8.1	12.1
ROCE	%	19.2	15.8	13.1	13.1	21.8
Net Debt to Equity	x	0.24	0.15	0.31	0.40	0.49
Current Ratio	x	1.2	1.3	1.0	0.9	1.2
Debt Service Coverage Ratio	x	3.97	2.22	2.35	3.01	10.30
Fixed Assets Turnover Ratio	x	4.07	3.3	2.6	3.0	4.0

FINANCIAL INDICATORS

Building Shareholder Value year on year...



Growth without stressing the Balance Sheet...



*Restated

**Capital Employed less Non-current Investments in JV/Associates

ABOUT UNO MINDA

TRANSFORMING THE PRESENT,
REIMAGINING THE FUTURE.



UNO MINDA A Leading Auto Component Player, Since 1958

₹ 130B (\$ 1.57 B)* Group Turnover (FY22-23)	TOP 200 BSE/NSE listed companies	73 Plants Globally
19 JV / TLA Partners	29,300 Employees	26 Product Lines
		6 Acquisitions

VISION

To be a **Sustainable Global** organization that **enhances** value for all its **Stakeholders**, attains **Technology Leadership** and cares for its people like a **Family**.

VALUES



Customer is Supreme



Live Quality



Respect for Individual



Respect for Work-place Ethics



Encourage Creativity and Innovation to drive people, process & products



Uno Minda Limited is one of the leading manufacturers of auto components and systems with leadership across key product segments.



The company has a well diversified product portfolio with marquee clientele, both globally and domestically



Uno Minda over the years has diversified across product divisions (Acoustics, Switches, Castings, Lighting and others), segments (4Ws & 2Ws) and geographies (International & Domestic) and channels (replacement & OEM)



Product portfolio is well insulated from any foreseeable market disruptions, with an ICE-EV agnostic product portfolio and constantly increasing kit value, leading to higher wallet share with existing and potential clients



The company has been steadily growing its global presence through sustained capacity additions and channel expansions



Strong R&D focus and infrastructure helps in in-house product development and localization of products



Track record of robust financial performance and delivering strong shareholder returns, supported by reputed promoters with rich experience and backed by professional management team











DOMAINS & PRODUCT GROUPS









GLOBAL PRESENCE






Strategic Manufacturing Location

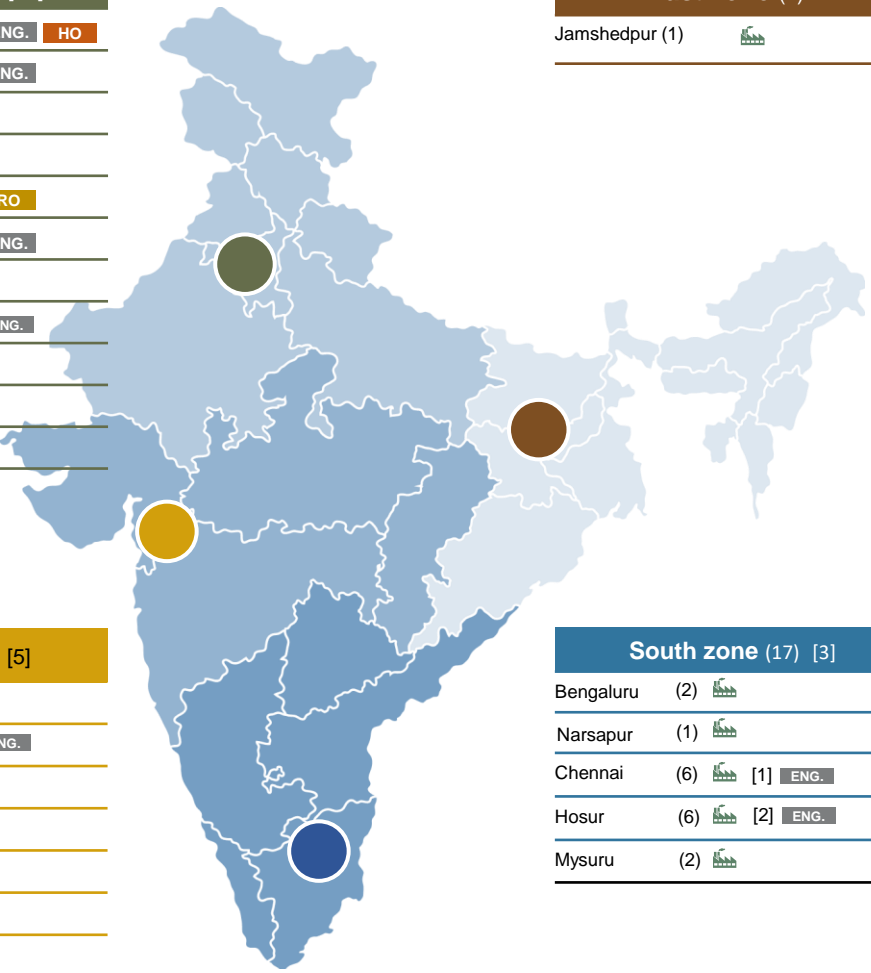
 67 Plants	Eng. 30 Engineering Centers	HO Head Office	RO Registered Office
--	---------------------------------------	-----------------------	-----------------------------

North zone. (29) [15]	
Manesar (10)  [9] ENG. HO	
Bawal. (9)  [4] ENG.	
Neemrana (1) 	
Bhiwadi (1) 	
Delhi	RO
Bahadurgarh (1)  [1] ENG.	
Sonipat (1) 	
Pantnagar (3)  [1] ENG.	
Rudrapur (1) 	
Haridwar (1) 	
Farukhnagar (1)  ENG.	

East zone (1)	
Jamshedpur (1) 	

West zone (19) [5]	
Gujarat (7) 	
Pune (8)  [5] ENG.	
Chakan (1) 	
Waluj (1) 	
Pithampur (1) 	
Ranjangaon (2) 	

South zone (17) [3]	
Bengaluru (2) 	
Narsapur (1) 	
Chennai (6)  [1] ENG.	
Hosur (6)  [2] ENG.	
Mysuru (2) 	
















Growing International Presence

 6 Plants	 7 Sales Office	 3 Engineering Centers
--	---	--



North & South America (2)	
Mexico (Queretaro) (1) 	
Colombia (Manizales) (1) 	

Europe (2) [3]	
France (Epernon) 	
Spain (La Carolina) (1)  [1] 	
Germany (Munich, Reutlingen) (1)  [2] 	

Asia (w/o India) (2) [1]	
Indonesia (Karawang) (1)  	
Taiwan (Tainan). [1] 	
Thailand (Bangkok) 	
Vietnam (Vin Phuc) (1)  	
Japan (Nagoya) 	
South Korea (Pyeongtaek) 	

TOP MANAGEMENT TEAM



Mr. Nirmal K Minda
Chairman & Managing Director



Mr. Ravi Mehra
Deputy Managing Director
& Head Group Corporate



Mr. Rajeev Gandotra
CEO – Light & Acoustic
Systems Domain



Mr. Kundan K Jha
CEO, Light Metal &
Powertrain Systems
Domain



Mr. Sunil Bohra
Group Chief Finance
Officer & CEO- Safety &
Comfort Systems Domain



Mr. Naveesh Garg
CEO- Electronics and Control
Systems Domain



Mr. Amit Jain
Group Chief Technical
Officer



Mr. Rakesh Kher
CEO – Aftermarket
Domain



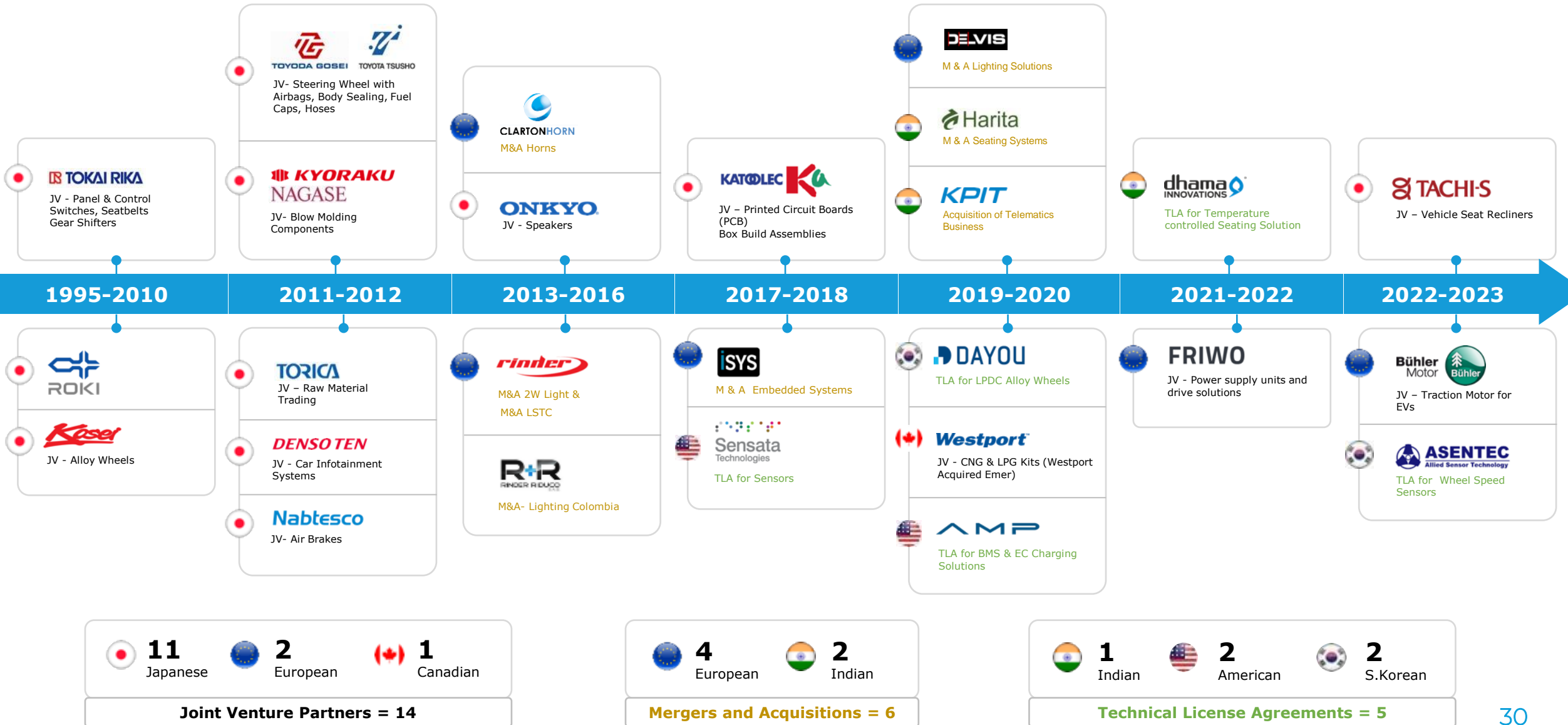
Mr. Ashok Taneja
Advisor



Mr. Navin Paul
Advisor

NURTURING PARTNERSHIPS AND AFFILIATIONS

Legacy of successful partnerships; 25 collaborations till date.



GLOBAL R&D FOOTPRINTS



Uno Minda's first flagship center for research engineering and advance technologies.





MISSION: Attain Technology Leadership with Ingenious CREATors to **Innovate for the future of mobility** focusing on Value Creation, Quality, and Process.

400+ Engineers

5 Locations

75+ R&D Projects

Focus

-  **PERSONALIZED**
Wireless Chargers | CAN-enabled switch | Heat-cool seat | Lighting
-  **AUTONOMOUS**
Cameras | Ultrasonic Sensors | Radars Driver Monitoring System
-  **CONNECTED**
Telematics Control Unit | IoT Platform Digital Key
-  **ELECTRIFIED**
Chargers | Smart Charging Plugs Converters | Inverters

Competencies

- Hardware
- Software
- Mechanical
- Materials
- Optics
- Virtual Simulations
- Functional Validation
- Functional Safety
- Software define vehicles
- Test and validation

Two-tier Engineering Organization

Product-focused business Engineering teams

2W Switch, Mindarika, 4W Lighting, Minda Westport, Acoustic, Minda Nabtesco, Buehler	Manesar
Minda Kosei, Minda Kyoraku, Toyoda Gosei Minda, Minda Onkyo	Bawal
2W Lighting	Bahadurgarh
Sensor, Controller, 2W Switch, 4W Lighting, ADAS, Mindarika, 2W Lighting	Pune
Uno Minda EV Systems	Farukhnagar
Seating, Minda Kyoraku	Hosur
Minda Storage Batteries	Pantnagar
2W Alloy Wheels	Supa
Densoten	Gurgaon
Mindarika	Chennai

Central R&D centres with a focus on advanced & future technology

- **Pune**, India
- **Gurugram**, India
- **Chennai**, India
- **Hosur**, India
- **Regensburg**, Germany - Uno Minda Systems GmbH
- **Munich**, Germany - Uno Minda Systems GmbH
- **Bilbao**, Spain - Light Systems & Technical Centre S.I.

State of art validation & test facilities



1022
Engineers



30 R&D & Engg
Centers Globally



55 R&D
Technology Projects



104
Patent Granted

394
Patent Filed

381
Design Registrations

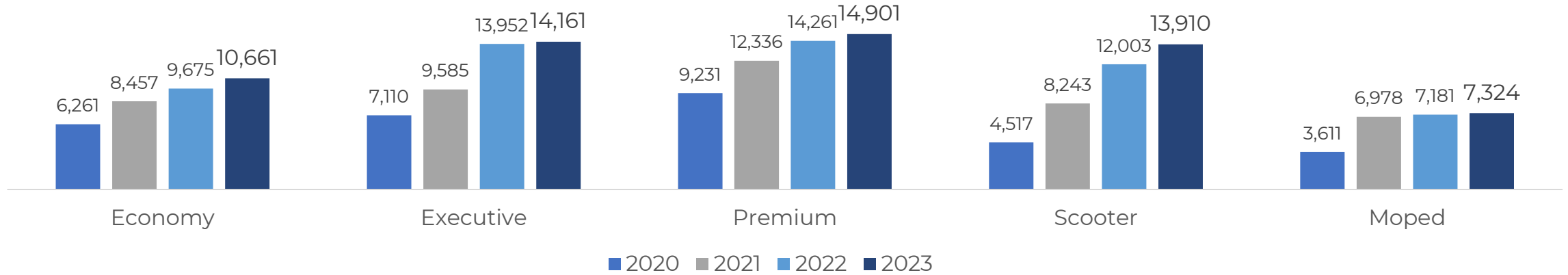
Engine agnostic portfolio with potential upside from EV transition



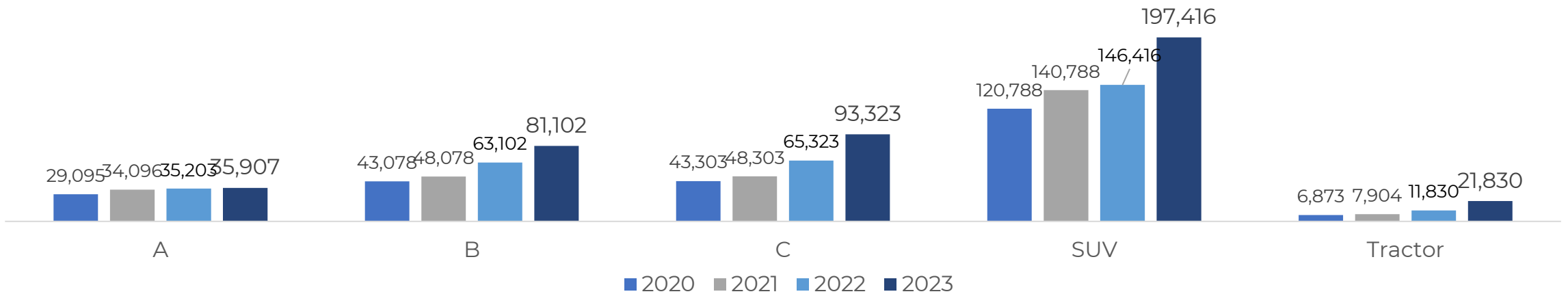
Domains	Product Lines	BS VI	EV
Electronic & Control Systems	4W Switches & HVAC	✓	✓
	Charging Sockets	✓	✓
	Sensors	✓	✓
	Actuators	✓	✓
	Controllers	✓	✓
	Seat Belts	✓	✓
	Shifters	✓	✓
	Infotainment Systems	✓	✓
	Cameras	✓	✓
	Telematics & TCU	✓	✓
	RPAS & ADAS	✓	✓
Safety & Comfort Systems	Steering Wheel with Airbags	✓	✓
	Body Sealing	✓	✓
	EA Pad	✓	✓
	Air Ducts & Washer Bottle	✓	✓
	Spoiler	✓	✓
	Brake Hoses	✓	✓
	Fuel Hoses	✓	x
	Seats	✓	✓
Lighting & Acoustics	Alternate Fuel Systems	✓	x
	Horns	✓	✓
	Lamps	✓	✓
	Speakers	✓	✓
Light Metal & Power Train	Alloy Wheels	✓	✓
	Casting	✓	✓
	Air Filtration Systems	✓	x
	Canisters	✓	x
Battery	Batteries - Lead Acid	✓	✓

POTENTIAL KIT VALUE – UNO MINDA

Kit Value – 2 Wheelers



Kit Value – 4 Wheelers



ENVIRONMENTAL, SOCIAL & GOVERNANCE (ESG)



Environmental

More than 90% of plants ISO 14001 & ISO 45001 certified
(Environmental & OHS Management System)

Energy and Emissions

Water Management

Waste Management



Social

Vision to enable Employee and Community Well-Being with following organizational goals:

Community Well Being (CSR)

Employee Well Being



Corporate Governance

Policies governing our business

Ethics and compliances

Economic Value Creation



Our Journey

2007



Seva Kendra, Bagla, Hisar Haryana, Skills Centre

2010



MDMMS, Bagla Haryana Sr. Sec. School

2012



Samarth - Jyoti Project

2016



SLMCH, Bagla Haryana Charitable Hospital

2019



TSNMS, Kadi Gujarat Sr. Sec. School

Suman Nirmal Minda Foundation operates in Education, Vocational Training, Healthcare, and Community Development. Projects include Community Schools, Remedial classes, IT skill programs, and vocational training for children, girls, boys, and women in need. There are 17 CSR Centres in 7 states, along with two Sr. Secondary Schools and a Hospital providing quality education and healthcare support to communities.

Thematic Areas



Skill Development



Education



Community Wellbeing



Preventive & Health Care

AWARDS & RECOGNITIONS




"Top 50 Innovative Company Award—2022" by the Confederation of Indian Industry (CII)




"Certificate of Recognition for Excellence in Corporate Governance" in the category of "Listed - Medium Corporates"



Suman Nirmal Minda Foundation (UNO MINDA GROUP) won the "9th Annual Greentech CSR India Awards 2022" for excellent accomplishments in the category of "Promotion of Education "on 24th August 2022



GOLD AWARD for the Project "Samarth-Jyoti" in the category of "Women Empowerment" from CSR Times by Km. Pratima Bhoumik, Hon, Minister of State for Social Justice and Empowerment, Government of India



Uno Minda is now a certified GREAT PLACE TO WORK for the time period November 2021-Nov 22



WINNER of "The AMROP-Economic Times Best Boards Award" in the Small Cap Category

Certifications



GROUP STRENGTHS



Long Standing Relationships with OEMs

6 Decades of Preferred Supplier status with Major OEMs across all segments



Located close to each customer

Located in all Automotive hubs in India, Growing Global Presence



Strategic & Technology Driven Alliances

With Global Technology Leaders supporting various Product Lines



Robust Systems and Governance mechanism

Strong System, Processes with experienced board to drive Governance and Ethical Practices



Trustworthy and Capable Supplier Base

More than 1500 Suppliers spread across Geographies



Strong R&D Capabilities

33 R&D and Engineering Centers Globally



Extensive Aftermarket Distribution Network

1500 Business Partners, 35000 Retailers & 72000 Service Points



Human Resources

Great place to work certified. Focus on promoting In-house Talent & Succession Management



THANK YOU.

Corporate Office

Uno Minda Ltd
(Formerly known as Minda
Industries Ltd)

Village Nawada Fatehpur, P.O.
Sikanderpur Badda,
Manesar, Gurgaon – 122004, India.

For further information, please contact

Company
Uno Minda Ltd.

Mr. Ankur Modi
Head Corporate Finance and
Communication
amodi@unominda.com

Investor Relations Advisors
Strategic Growth Advisors Pvt. Ltd.

Mr. Jigar Kavaia
Jigar.kavaia@sgapl.net | www.sgapl.net

