

---

August 11, 2021

Listing Department  
**BOMBAY STOCK EXCHANGE LIMITED**  
P J Towers, Dalal Street, Fort,  
Mumbai-400001

Code: **532321**

Listing Department  
**NATIONAL STOCK EXCHANGE OF INDIA LIMITED**  
Exchange Plaza, Bandra Kurla Complex,  
Bandra (E),  
Mumbai-400051

Code: **CADILAHC**

Re: Schedule of Analyst/Institutional Investors' meet

Ref.: Our letter dated August 6, 2021

Dear Sir / Madam,

Further to our letter dated August 6, 2021, intimating about the post results Q&A session through teleconference on August 11, 2021 at 4:00 p.m., please find attached the presentation to be made during the session.

Please find the same in order.

Thanking you,

Yours faithfully,  
For, **CADILA HEALTHCARE LIMITED**

**DHAVAL N. SONI**  
**COMPANY SECRETARY**

Encl.: As above



# Investor Presentation Q1FY22

11<sup>th</sup> August, 2021



# Disclaimer and Safe Harbor Statement



- *THIS PRESENTATION (PRESENTATION) IS NOT AN OFFER TO SELL ANY SECURITIES OR A SOLICITATION TO BUY ANY SECURITIES OF CADILA HEALTHCARE LIMITED OR ITS SUBSIDIARIES OR JOINT VENTURES (TOGETHER, THE "COMPANY"). The material that follows is a Presentation of general background information about the Company's activities as at the date of the Presentation or as otherwise indicated. It is information given in summary form and does not purport to be complete and it cannot be guaranteed that such information is true and accurate. This Presentation has been prepared by and is the sole responsibility of the Company. By accessing this Presentation, you are agreeing to be bound by the trading restrictions. It is for general information purposes only and should not be considered as a recommendation that any investor should subscribe / purchase the Company shares. This Presentation includes statements that are, or may be deemed to be, "forward-looking statements". These forward-looking statements can be identified by the use of forward-looking terminology, including the terms "believes", "estimates", "anticipates", "projects", "expects", "intends", "may", "will", "seeks" or "should" or, in each case, their negative or other variations or comparable terminology, or by discussions of strategy, plans, aims, objectives, goals, future events or intentions. These forward-looking statements include all matters that are not historical facts. They appear in a number of places throughout this Presentation and include statements regarding the Company's intentions, beliefs or current expectations concerning, amongst other things, its results or operations, financial condition, liquidity, prospects, growth, strategies and the industry in which the Company operates.*
- *By their nature, forward-looking statements involve risks and uncertainties because they relate to events and depend on circumstances that may or may not occur in the future. Forward-looking statements are not guarantees of future performance including those relating to general business plans and strategy of the Company, its future outlook and growth prospects, and future developments in its businesses and its competitive and regulatory environment. No representation, warranty or undertaking, express or implied, is made or assurance given that such statements, views, projections or forecasts, if any, are correct or that the objectives of the Company will be achieved. There are some important factors that could cause material differences to Company's actual results. These include (i) our ability to successfully implement our strategy (ii) our growth and expansion plans (iii) changes in regulatory norms applicable to the Company (iv) technological changes (v) investment income (vi) cash flow projections etc.*
- *The Company, as such, makes no representation or warranty, express or implied, as to, and does not accept any responsibility or liability with respect to, the fairness, accuracy, completeness or correctness of any information or opinions contained herein. The information contained in this Presentation, unless otherwise specified is only current as of the date of this Presentation. The Company assumes no responsibility to publicly amend, modify or revise any forward looking statements, on the basis of any subsequent development, information or events, or otherwise. Unless otherwise stated in this Presentation, the information contained herein is based on management information and estimates. This document is just a Presentation and is not intended to be a "prospectus" or "offer document" or a "private placement offer letter" (as defined or referred to, as the case may be, under the Companies Act, 2013). It is clarified that this Presentation is not intended to be a document offering for subscription or sale of any securities or inviting offers from the Indian public (including any section thereof) or from persons residing in any other jurisdiction including the United States for the subscription to or sale of any securities including the Company's equity shares. No part of it should form the basis of or be relied upon in connection with any investment decision or any contract or commitment to purchase or subscribe for any securities. None of the Company's securities may be offered or sold in the United States without registration under the U.S. Securities Act of 1933, as amended, except pursuant to an exemption from registration there from. This document has not been and will not be reviewed or approved by a regulatory authority in India or by any stock exchange in India. This document and its contents should not be forwarded or delivered or transmitted in any manner to any person other than its intended recipient, and should not be reproduced in any manner whatsoever.*

# Consolidated Financial Highlights Q1FY22



## Revenue

INR Crores	Y-o-Y	Q-o-Q
4,025	↑ 15%	↑ 9%

## EBIDTA

INR Crores	Y-o-Y	Q-o-Q
933	↑ 18%	↑ 16%

## PAT ex. exceptional and one off items

INR Crores	Y-o-Y	Q-o-Q
587	↑ 29%	↑ 19%

- Consolidated Revenue from operations at INR 4,025 Crores, up 15% Y-o-Y and up 9% Q-o-Q.
- Consolidated EBIDTA at INR 933 Crores up 18% Y-o-Y and up 16% Q-o-Q. EBIDTA margin for Q1'22 is 23.2%, against 22.5% in Q1'21 and 21.8% in Q4'21.
- Consolidated PAT ex exceptional and one off items at INR 587 Crores up 29% from Q1'21 and up 19 % from Q4'21. PAT margin for Q1'22 is 14.6%, against 12.9% in Q1'21 and 13.4% in Q4'21.
- Research & Development (R&D) spend at INR 295 Crores (7.3% of revenue).
- Basic & Diluted EPS in Q1'22 is INR 5.74 vs INR 4.43 in Q1'21.
- Net debt as at June 30<sup>th</sup> 2021 INR 3,112 Crores vs INR 3,496 Crores as at Q4'21.
- Net debt position as at July 31<sup>st</sup> 2021 stands below INR 1,000 Crores after closure of transaction of sale and disposal of Animal Healthcare Established Markets undertaking of Zydus Animal Health and Investments Ltd.
- Capex for Q1'22 stood at INR 265 Crores.

# Consolidated Financial Performance Q1 FY22

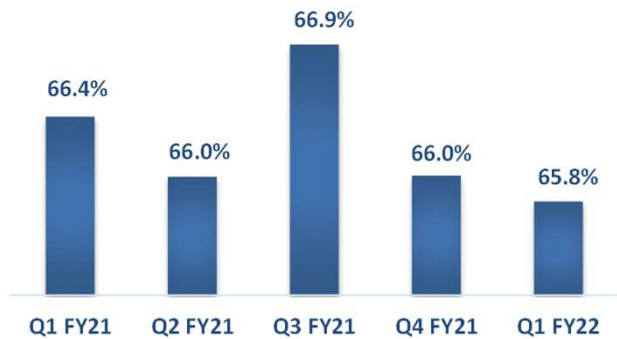


Particulars (INR Crores)	Q1 FY22	Q4 FY21	Q-o-Q Growth	Q1 FY21	Y-o-Y Growth
<b>Revenue from operations (Note 1.)</b>	<b>4,025</b>	<b>3,692</b>	<b>9%</b>	<b>3,515</b>	<b>15%</b>
Other income	32	-31	204%	23	40%
<b>Total income</b>	<b>4,057</b>	<b>3,662</b>	<b>11%</b>	<b>3,537</b>	<b>15%</b>
Gross Contribution	2,651	2,438	9%	2,335	14%
<i>Gross Contribution % to Revenue from operations (Note 2.)</i>	<i>65.8%</i>	<i>66.0%</i>		<i>66.4%</i>	
Employee benefits expense *	597	560	7%	560	7%
R&D Expenses	295	230	28%	269	9%
Other operating expenses (Note 3.)	826	843	-2%	715	16%
<b>EBIDTA</b>	<b>933</b>	<b>805</b>	<b>16%</b>	<b>791</b>	<b>18%</b>
<i>EBIDTA Margin % to Revenue from operations</i>	<i>23.2%</i>	<i>21.8%</i>		<i>22.5%</i>	
Finance Costs, Depreciation and amortisation expenses	210	208	1%	241	-13%
<b>PBT before exceptional items and JVs</b>	<b>755</b>	<b>567</b>	<b>33%</b>	<b>573</b>	<b>32%</b>
PBT after exceptional items before share in JVs	755	494	53%	573	32%
Tax expenses (Note 4.)	142	-211	167%	118	20%
Profit from discontinued operations (net of tax)	22	27	-16%	16	44%
<b>PAT</b>	<b>587</b>	<b>679</b>	<b>-14%</b>	<b>454</b>	<b>29%</b>
<i>PAT Margin % to Revenue from operations</i>	<i>14.6%</i>	<i>18.4%</i>		<i>12.9%</i>	
<b>PAT before exceptional and one off items</b>	<b>587</b>	<b>494</b>	<b>19%</b>	<b>454</b>	<b>29%</b>
<i>PAT Margin % to Revenue from operations</i>	<i>14.6%</i>	<i>13.4%</i>		<i>12.9%</i>	

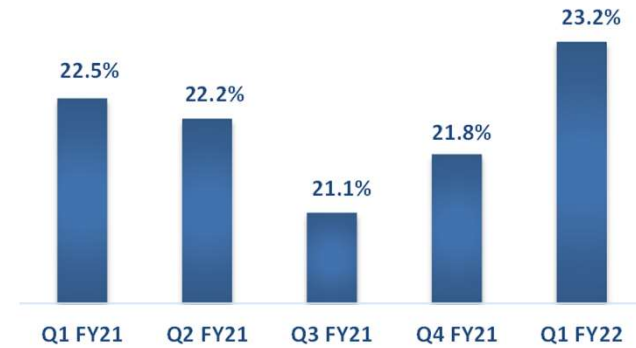
1. On a Y-o-Y basis, growth in revenues was driven by strong growth in India geography partially offset by US geography.
2. Y-o-Y reduction in GC margins is mainly due to de-growth in US business.
3. Q-o-Q decline is due to process simplification and efficiency enhancement initiatives undertaken to optimize the costs
4. Q4'21 Tax expenses includes benefit of INR 218 Crores on account of recognition of deferred tax asset on MAT credit of earlier years to a wholly owned subsidiary.

# Margin Trends

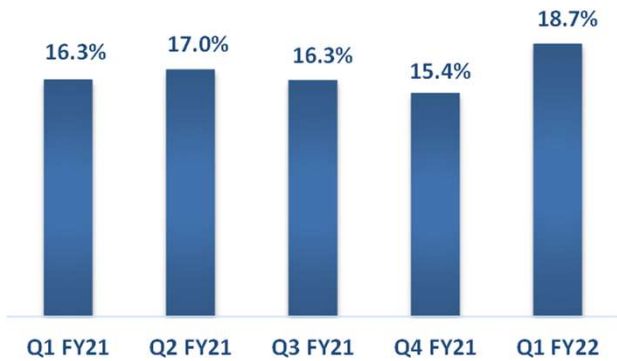
### Gross Contribution Margin



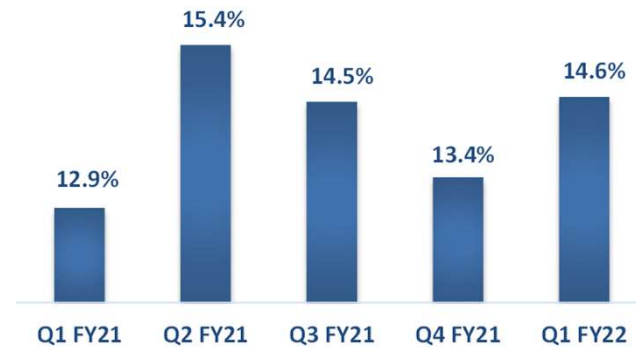
### EBIDTA Margin



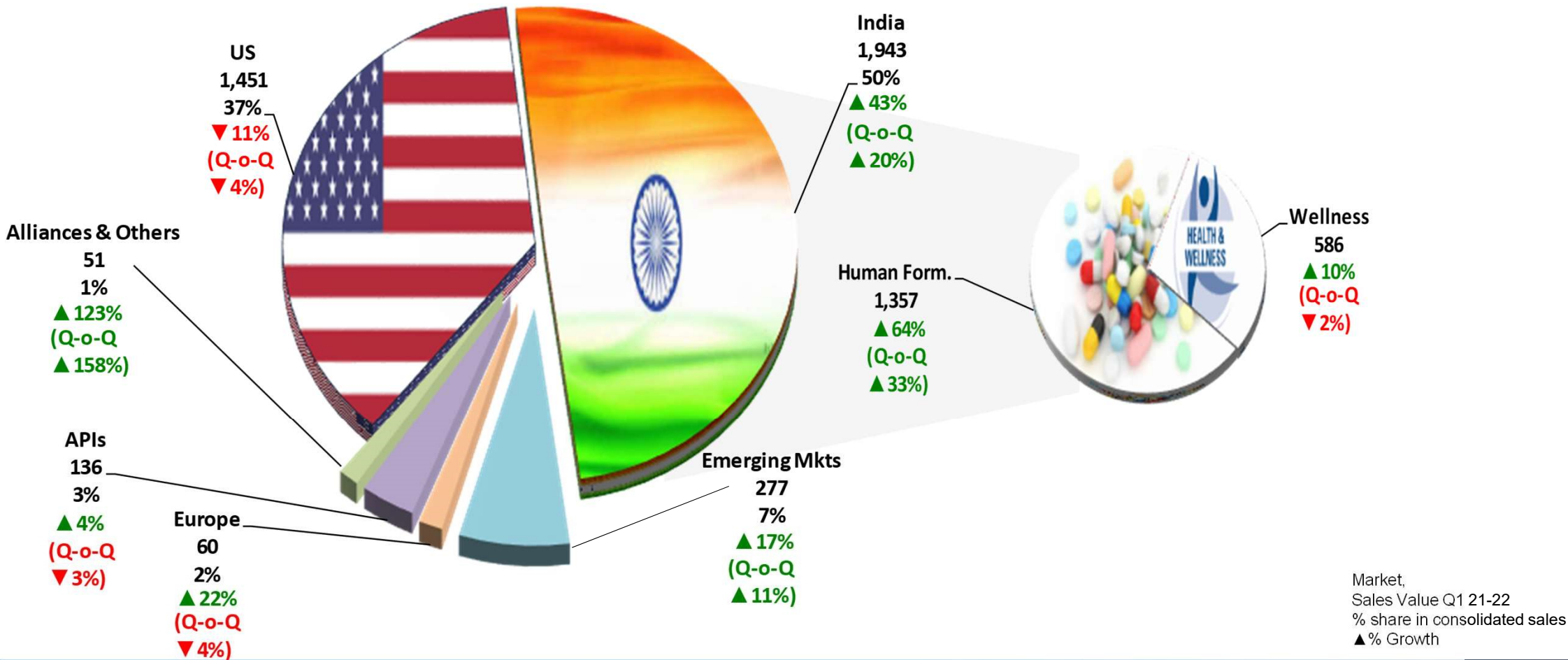
### PBT Margin % \*



### PAT Margin % \*



# Diversified Business Portfolio Q1 FY22

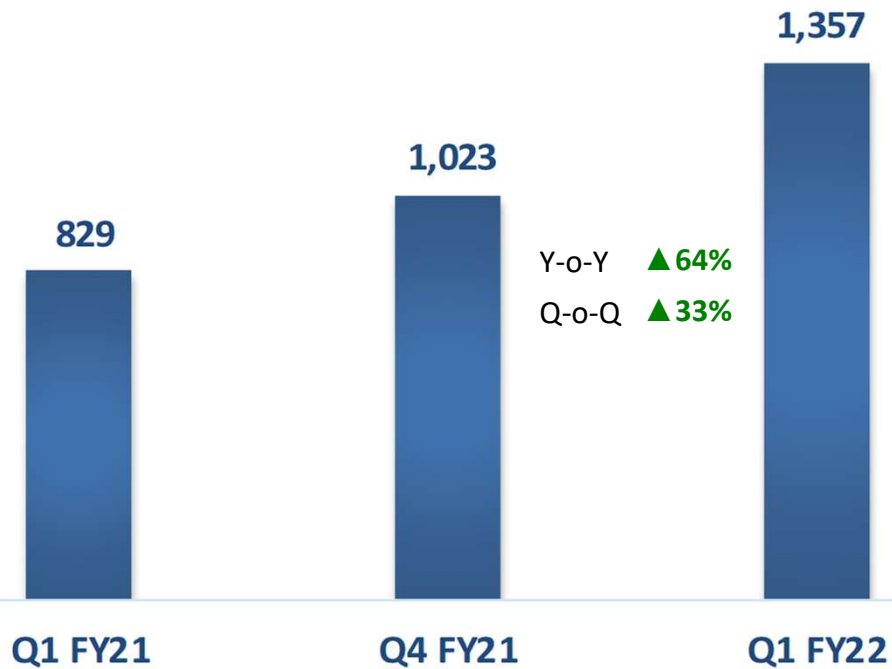


# India Geography: Human health formulations business



## Quarterly Revenue

INR Crores



## Highlights

- Business growth largely driven by base business, COVID portfolio and lower base effect of previous year.
- Rank improved by 1 position; ranked 4<sup>th</sup> in the market\*
- Gained market share<sup>^</sup> in anti-diabetic, anti-infective and nutraceuticals therapeutic areas on a Y-o-Y basis.
- Lipaglyn brand received “Brand Impact Award” from Indian Achievers forum.
- Connect with customers maintained during 2<sup>nd</sup> wave of COVID-19; all field employees were digitally equipped for their daily operations and customer connect.
- Digital transformation continued to be one of the key drivers of innovation and growth.
- Entered into a supply and commercialization agreement with TLC, to market Liposomal Amphotericin B, a critical drug to treat Black Fungus or Mucormycosis in India.

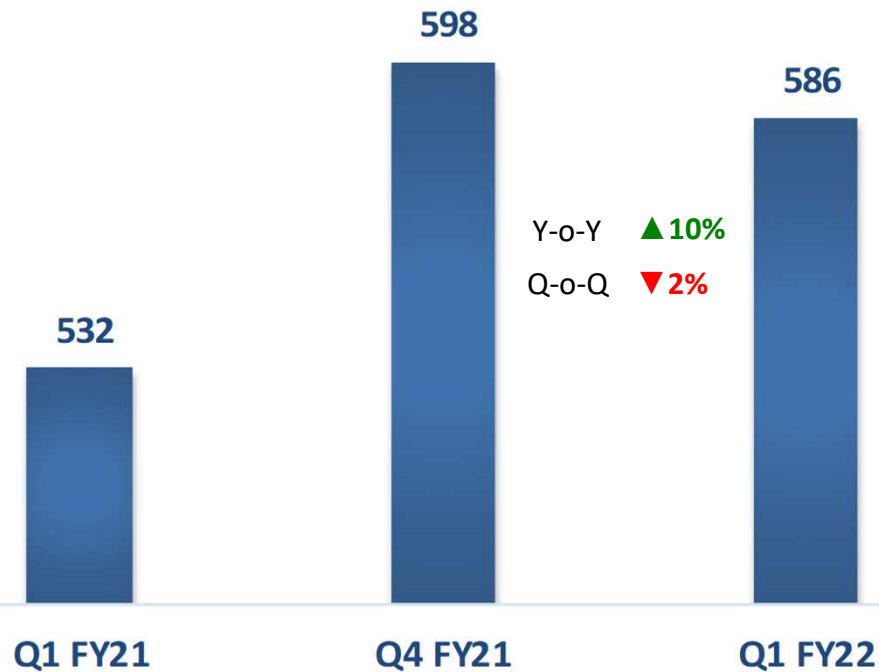


# India Geography: Consumer Wellness



INR Crores

## Quarterly Revenue



## Highlights

- 5 out of 7 brands seen double digit growth.
- Nutralite brand delivered a strong growth both in institutional and retail segments in Q1'22 despite lockdown in key markets.
- Complian brand registered a double digit growth in Q1'22; led by a new TV communication which promoted a proposition '2X faster growth'.
- Sugar Free continued the momentum in Q1'22 and delivered a decent Y-o-Y growth.
- 2 seasonal brands viz. Nycil and Glucon-D got impacted due to COVID-19 2<sup>nd</sup> wave.
- Demand revival seen across channels with receding impact of 2<sup>nd</sup> wave and gradual opening up of markets.

# US Formulations Business



INR Crores

## Quarterly Revenue

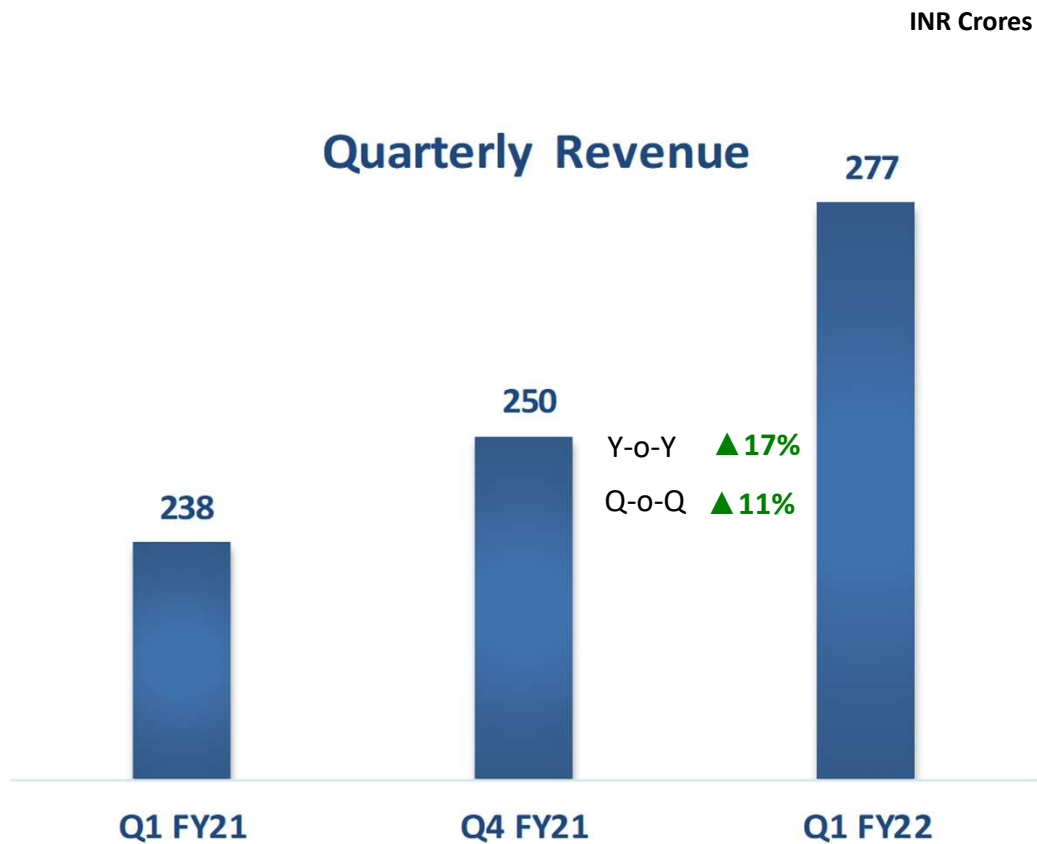


## Highlights

- Pricing pressure in some of products and settling of supply issues in US market resulted in limited one time buy opportunities which lead to a sequential de-growth.
- Despite increased competition US generics business volumes continue to grow.
- New products launches: Q1'22 - 4
- Recently, in July'21, received final approval for Fulvestrant Injection; first approval of a complex product from Biologics site. Product approved in first review cycle.

ANDAs	Q1FY22	FY21	Cumulative
Fillings	5	22	417
Approvals	8*	35^	325

# Emerging Markets



## Highlights

- Key emerging market countries grew in double digit despite Doctor - MR physical interaction remained muted in almost all countries.
- New products launches in Q1'22: Brazil - 5
- New products dossiers filling in Q1'22:
  - 1 with the Brazilian Regulatory authority ANVISA
  - 2 with Mexican regulatory authority COFEPRIS.

# Innovation - Covid19 updates



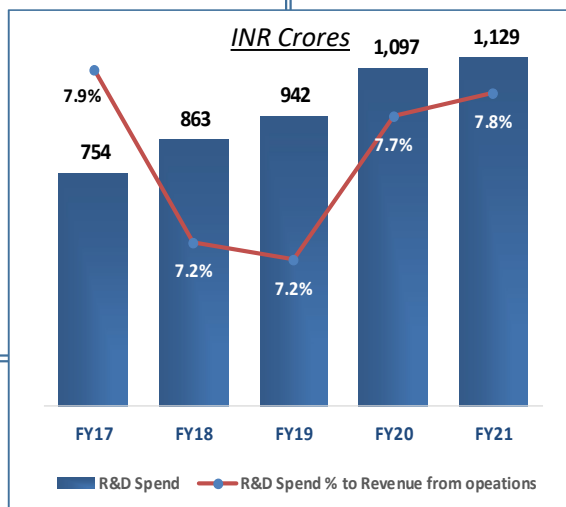
- Submitted the dossier to DCGI for an EUA of ZyCov-D vaccine with an interim Phase III CTs efficacy data for 2 mg
- Phase III CTs data for 2 mg dose study of ZyCov-D vaccine also confirmed the safety for children in the age group of 12 to 18 years.
- Phase III CTs were carried out over 28000 subjects in more than 50 clinical sites spread across the country and during the peak of 2<sup>nd</sup> wave of COVID-19 reaffirming the vaccine's efficacy against the new mutant strains especially the delta variant.
- Published pre-clinical immunogenicity and Phase I CTs data of ZyCov-D vaccine as two manuscripts in the peer reviewed international journals of repute.
- For a second vaccine candidate ZyCoV-MV targeted at COVID-19, completed Pragmatic Clinical Trials (PCT) and non-human primate immunogenicity study is going on at present.
- Initiated Phase I/ II CTs for a novel biotherapeutic cocktail of anti-COVID-19 monoclonal antibodies; molecule can emerge as one of the main treatments for mild COVID-19 cases.

# Innovation: other updates



## NCE

- In July, 2021, EMA granted Orphan Drug Designation (ODD) to Saroglitazar Magnesium for PBC indication; ODD status provides an exclusivity for 10 years upon approval.
- Received an approval from CDSCO to initiate phase I CTs in India for a novel, multi dose anti-malarial molecule ZY19489.
- Phase I CTs undergoing in India for and IND ZYBK2; intended to treat Rheumatoid Arthritis (RA). Studies in patients will begin shortly.



## Biologics

- Launched Trastuzumab Emtansine, the first ADC biosimilar and a highly effective drug for treating both Early and Advanced HER2 positive Breast Cancer under the brand name 'Ujvira'; 80% reduced treatment cost
- Submitted the pre-clinical toxicity study reports for one biosimilar and received an NOC from RCGM.
- Filed dossier of 1 product with the Russian regulatory authority in Q1'22.

## Vaccines

- Submitted an application for Phase IV clinical trials of Typhoid Vi Conjugate vaccine to assess the safety and immunogenicity in healthy adults aged between 45 to 65 years.

## 505(b)(2) and Specialty initiatives

- Response received from the USFDA against pre-NDA meeting for a product in pain management and pre-IND request for a product in Neurology space.
- Completed 6 in-licensing deals in Q1'22; value accretive from FY23. Cumulative in-licensing deals 24.

# Glossary



- Revenue from operations represents Sales and other operating revenues.
- Net debt: It is defined as the sum of long-term borrowings, short-term borrowings, minus cash and cash equivalents, current investments, and other bank balances.
- EBIDTA: Earnings before interest, depreciation, taxation and amortization and it includes other operating revenues and excludes other income for the relevant period.
- EBIDTA Margin: Its calculated by dividing EBIDTA for the relevant period by Revenue from operations.
- Gross Contribution Margin: Its computed by dividing revenue from operations minus material cost for the relevant period by revenue from operations for the relevant period multiplied by 100.
- PAT: It represents Net Profit after Non-Controlling Interests.

**Thank you**