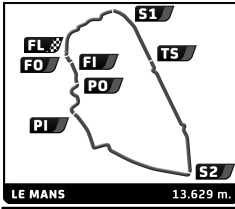


FIA WEC 84^e Edition des 24 Heures du Mans Qualifying Practice Provisional Classification



Nr.	Team	Car	Cl	Session 1		Session 2		Session 3		Time	Gap
				Time	Lap	Time	Lap	Time	Lap		
1	2 Porsche Team	Porsche 919 Hybrid	LMP1 H	3:19.733	3	3:25.511	4	3:54.164	2	3:19.733	
2	1 Porsche Team	Porsche 919 Hybrid	LMP1 H	3:20.203	8	3:23.307	4	3:58.828	2	3:20.203	+0.470
3	6 Toyota Gazoo Racing	Toyota TS050 - Hybrid	LMP1 H	3:20.737	2	3:25.899	7	3:50.934	11	3:20.737	+1.004
4	5 Toyota Gazoo Racing	Toyota TS050 - Hybrid	LMP1 H	3:21.903	4	3:24.399	6	3:51.693	13	3:21.903	+2.170
5	7 Audi Sport Team Joest	Audi R18	LMP1 H	3:22.780	8	3:45.468	5	3:51.632	8	3:22.780	+3.047
6	8 Audi Sport Team Joest	Audi R18	LMP1 H	3:22.823	16	3:26.680	6	3:57.475	2	3:22.823	+3.090
7	13 Rebellion Racing	Rebellion R-One - AER	LMP1	3:26.586	10	3:30.010	4			3:26.586	+6.853
8	12 Rebellion Racing	Rebellion R-One - AER	LMP1	3:27.348	5	3:27.573	4			3:27.348	+7.615
9	4 Bykolles Racing Team	CLM P1/01 - AER	LMP1			3:34.168	2	4:16.377	14	3:34.168	+14.435
10	26 G-Drive Racing	Oreca 05 - Nissan	LMP2	3:36.605	22	4:04.887	7	4:22.328	5	3:36.605	+16.872
11	35 Baxi DC Racing Alpine	Alpine A460 - Nissan	LMP2	3:37.175	7	3:39.559	6			3:37.175	+17.442
12	36 Signatech Alpine	Alpine A460 - Nissan	LMP2	3:37.225	22	3:40.895	3	4:22.855	2	3:37.225	+17.492
13	44 Manor	Oreca 05 - Nissan	LMP2	3:38.037	23			4:11.686	2	3:38.037	+18.304
14	49 Michael Shank Racing	Ligier JS P2 - Honda	LMP2	3:38.837	22	3:51.759	7	4:12.280	9	3:38.837	+19.104
15	31 Extreme Speed Motorsports	Ligier JS P2 - Nissan	LMP2	3:39.366	22	3:40.436	6			3:39.366	+19.633
16	46 Thiriet By Tds Racing	Oreca 05 - Nissan	LMP2	3:39.375	7	3:40.611	6	4:16.988	3	3:39.375	+19.642
17	42 Strakka Racing	Gibson 0155 - Nissan	LMP2	3:39.394	4	3:44.142	4	4:38.254	2	3:39.394	+19.661
18	47 KCMG	Oreca 05 - Nissan	LMP2	3:39.436	2	3:39.562	2	4:20.181	7	3:39.436	+19.703
19	23 Panis Barthez Competition	Ligier JS P2 - Nissan	LMP2	3:39.470	19	3:45.018	3			3:39.470	+19.737
20	33 Eurasia Motorsport	Oreca 05 - Nissan	LMP2	3:40.631	10	4:14.491	4	4:25.627	2	3:40.631	+20.898
21	38 G-Drive Racing	Gibson 0155 - Nissan	LMP2	3:40.685	6	4:01.981	8			3:40.685	+20.952
22	43 RGR Sport by Morand	Ligier JS P2 - Nissan	LMP2	3:40.899	3	3:44.198	4			3:40.899	+21.166
23	27 SMP Racing	BR01 - Nissan	LMP2	3:41.132	13	3:41.457	6			3:41.132	+21.399
24	28 Pegasus Racing	Morgan - Nissan	LMP2	3:42.049	3	3:41.285	4			3:41.285	+21.552
25	30 Extreme Speed Motorsports	Ligier JS P2 - Nissan	LMP2	3:41.406	21	4:14.456	10			3:41.406	+21.673
26	37 SMP Racing	BR01 - Nissan	LMP2	3:42.147	9	3:41.776	3	4:14.389	8	3:41.776	+22.043
27	25 Algarve Pro Racing	Ligier JS P2 - Nissan	LMP2	3:44.185	5	3:42.088	5	4:25.507	2	3:42.088	+22.355
28	41 Greaves Motorsport	Ligier JS P2 - Nissan	LMP2	3:43.915	16	3:42.570	2	4:20.041	7	3:42.570	+22.837
29	48 Murphy Prototypes	Oreca 03R - Nissan	LMP2	3:43.508	3	3:45.067	4			3:43.508	+23.775
30	34 Race Performance	Oreca 03R - Judd	LMP2	3:43.590	6	3:45.711	3	4:30.900	2	3:43.590	+23.857
31	22 SO24 ! By Lombard Racing	Ligier JS P2 - Judd	LMP2	3:48.585	4	3:44.347	3	4:29.210	2	3:44.347	+24.614
32	84 SRT41 By OAK Racing	Morgan LMP2 - Nissan	CDNT	3:45.178	17	4:01.607	4			3:45.178	+25.445
33	40 Krohn Racing	Ligier JS P2 - Nissan	LMP2	3:45.213	22	3:45.978	4	4:28.397	5	3:45.213	+25.480
34	68 Ford Chip Ganassi Team USA	Ford GT	LMGTE Pro	3:51.185	22	3:53.672	7	4:24.174	2	3:51.185	+31.452
35	69 Ford Chip Ganassi Team USA	Ford GT	LMGTE Pro	3:51.497	16	3:53.603	5			3:51.497	+31.764
36	51 AF Corse	Ferrari 488 GTE	LMGTE Pro	3:51.568	5	3:53.218	7			3:51.568	+31.835
37	67 Ford Chip Ganassi Team UK	Ford GT	LMGTE Pro	3:51.590	4	3:55.750	4	4:43.500	3	3:51.590	+31.857
38	66 Ford Chip Ganassi Team UK	Ford GT	LMGTE Pro	3:52.038	2	3:58.358	2			3:52.038	+32.305
39	71 AF Corse	Ferrari 488 GTE	LMGTE Pro	3:52.508	4	3:55.066	5			3:52.508	+32.775
40	82 Risi Competizione	Ferrari 488 GTE	LMGTE Pro	3:53.176	6	3:55.032	4	4:20.044	10	3:53.176	+33.443
41	92 Porsche Motorsport	Porsche 911 RSR (2016)	LMGTE Pro	3:54.918	21	3:57.128	3	4:22.135	2	3:54.918	+35.185
42	95 Aston Martin Racing	Aston Martin Vantage	LMGTE Pro	3:55.261	18			4:34.298	6	3:55.261	+35.528
43	91 Porsche Motorsport	Porsche 911 RSR (2016)	LMGTE Pro	3:55.332	5	3:56.792	4			3:55.332	+35.599
44	97 Aston Martin Racing	Aston Martin Vantage	LMGTE Pro	3:55.380	2			4:40.166	5	3:55.380	+35.647
45	77 Dempsey - Proton Racing	Porsche 911 RSR (2016)	LMGTE Pro	3:55.426	3	3:57.082	5			3:55.426	+35.693
46	64 Corvette Racing - GM	Chevrolet Corvette C7.R	LMGTE Pro	3:55.848	5	3:58.493	4	4:23.080	8	3:55.848	+36.115
47	61 Clearwater Racing	Ferrari 458 Italia	LMGTE Am	3:56.827	11	4:06.801	5			3:56.827	+37.094
48	98 Aston Martin Racing	Aston Martin V8 Vantage	LMGTE Am	3:57.198	18			4:44.651	2	3:57.198	+37.465
49	88 Abu Dhabi-Proton Racing	Porsche 911 RSR	LMGTE Am	3:59.861	3	3:57.513	4	4:33.443	7	3:57.513	+37.780
50	55 AF Corse	Ferrari 458 Italia	LMGTE Am	3:57.596	6	3:59.469	6	4:36.723	5	3:57.596	+37.863
51	83 AF Corse	Ferrari F458 Italia	LMGTE Am	3:57.742	5	4:03.676	5			3:57.742	+38.009
52	63 Corvette Racing - GM	Chevrolet Corvette C7.R	LMGTE Pro	3:57.967	3	3:59.268	7			3:57.967	+38.234
53	50 Larbre Competition	Chevrolet Corvette C7-Z06	LMGTE Am	3:58.018	6	4:27.530	6	4:32.498	3	3:58.018	+38.285
54	60 Formula Racing	Ferrari 458 Italia	LMGTE Am	3:58.760	20	4:03.851	7	4:25.994	10	3:58.760	+39.027
55	78 KCMG	Porsche 911 RSR	LMGTE Am	3:59.245	3	3:59.034	6			3:59.034	+39.301
56	62 Scuderia Corsa	Ferrari 458 Italia	LMGTE Am	4:00.008	2	4:05.643	7			4:00.008	+40.275
57	89 Proton Competition	Porsche 911 RSR	LMGTE Am	4:01.215	19	4:00.107	3			4:00.107	+40.374
58	86 Gulf Racing	Porsche 911 RSR	LMGTE Am	4:01.046	20	4:09.283	3	4:24.017	8	4:01.046	+41.313
59	57 Team AAI	Chevrolet Corvette C7-Z06	LMGTE Am	4:02.326	4	4:05.822	4	4:33.533	7	4:02.326	+42.593
60	99 Aston Martin Racing	Aston Martin V8 Vantage	LMGTE Am	4:03.148	21			5:12.788	2	4:03.148	+43.415

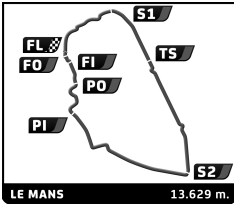


FIA WEC
 84^e Edition des 24 Heures du Mans
 Qualifying Practice
 Provisional Classification



Nr.	Team	Car	Cl	Session 1		Session 2		Session 3		Time	Gap
				Time	Lap	Time	Lap	Time	Lap		

Race Director:	Timekeeper:
----------------	-------------



FIA WEC

84^e Edition des 24 Heures du Mans

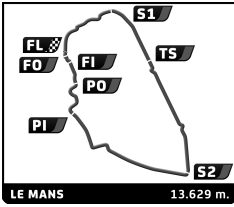
Qualifying Practice

Provisional Classification by Class



Nr.	Team	Drivers	Session 1		Session 2		Session 3		Time	Gap
			Time	Lap	Time	Lap	Time	Lap		
LMP1										
1	2 Porsche Team	R. DUMAS / N. JANI / M. LIEB	H 3:19.733	3	3:25.511	4	3:54.164	2	3:19.733	
2	1 Porsche Team	T. BERNHARD / M. WEBBER / B. HARTLEY	H 3:20.203	8	3:23.307	4	3:58.828	2	3:20.203	+0.470
3	6 Toyota Gazoo Racing	S. SARAZIN / M. CONWAY / K. KOBAYASHI	H 3:20.737	2	3:25.899	7	3:50.934	11	3:20.737	+1.004
4	5 Toyota Gazoo Racing	A. DAVIDSON / S. BUEMI / K. NAKAJIMA	H 3:21.903	4	3:24.399	6	3:51.893	13	3:21.903	+2.170
5	7 Audi Sport Team Joest	M. FÄSSLER / A. LOTTERER / B. TRÉLUYER	H 3:22.780	8	3:45.468	5	3:51.632	8	3:22.780	+3.047
6	8 Audi Sport Team Joest	L. DI GRASSI / L. DUVAL / O. JARVIS	H 3:22.823	16	3:26.680	6	3:57.475	2	3:22.823	+3.090
7	12 Rebellion Racing	M. TUSCHER / A. IMPERATORI / D. KRAHAMER	3:26.586	10	3:30.010	4			3:26.586	+6.853
8	12 Rebellion Racing	N. PROST / N. HEIDFELD / N. PIQUET JR	3:27.348	5	3:27.573	4			3:27.348	+7.615
9	4 Bykolles Racing Team	S. TRUMMER / O. WEBB / P. KAFFER			3:34.168	2	4:16.377	14	3:34.168	+14.435
LMP2										
1	26 G-Drive Racing	R. RUSINOV / W. STEVENS / R. RAST	3:36.605	22	4:04.887	7	4:22.328	5	3:36.605	
2	35 Baxi DC Racing Alpine	D. CHENG / H. TUNG / N. PANCIATICI	3:37.175	7	3:39.559	6			3:37.175	+0.570
3	36 Signatech Alpine	G. MENEZES / N. LAPIERRE / S. RICHELMI	3:37.225	22	3:40.895	3	4:22.855	2	3:37.225	+0.620
4	44 Manor	T. GRAVES / M. RAO / R. MERHI	3:38.037	23			4:11.686	2	3:38.037	+1.432
5	49 Michael Shank Racing	J. PEW / O. NEGRI JR. / L. YANTHOOR	3:38.837	22	3:51.759	7	4:12.280	9	3:38.837	+2.232
6	31 Extreme Speed Motorsports	R. DALZIEL / L. DERANI / C. CUMMING	3:39.366	22	3:40.436	6			3:39.366	+2.761
7	46 Thiriet By Tds Racing	P. THIRIET / M. BECHE / R. HIRAKAWA	3:39.375	7	3:40.611	6	4:16.988	3	3:39.375	+2.770
8	42 Strakka Racing	N. LEVENTIS / D. WATTS / J. KANE	3:39.394	4	3:44.142	4	4:38.254	2	3:39.394	+2.789
9	47 KCMG	T. MATSUDA / M. HOWSON / R. BRADLEY	3:39.436	2	3:39.562	2	4:20.181	7	3:39.436	+2.831
10	23 Panis Barthez Competition	F. BARTHEZ / P. CHATIN / T. BURET	3:39.470	19	3:45.018	3			3:39.470	+2.865
11	33 Eurasia Motorsport	J. PU / T. GOMMENDY / N. DE BRUIJN	3:40.631	10	4:14.491	4	4:25.627	2	3:40.631	+4.026
12	38 G-Drive Racing	S. DOLAN / J. DENNIS / G. VAN DER GARDE	3:40.685	6	4:01.981	8			3:40.685	+4.080
13	43 RGR Sport by Morand	R. GONZALEZ / B. SENNA / F. ALBUQUERQUE	3:40.899	3	3:44.198	4			3:40.899	+4.294
14	27 SMP Racing	N. MINASSIAN / M. MEDIANI / M. ALESHIN	3:41.132	13	3:41.457	6			3:41.132	+4.527
15	28 Pegasus Racing	I. TATTINGER / R. STRIEBIG / L. ROUSSEL	3:42.049	3	3:41.285	4			3:41.285	+4.680
16	30 Extreme Speed Motorsports	S. SHARP / E. BROWN / J. VAN OVERBEEK	3:41.406	21	4:14.456	10			3:41.406	+4.801
17	37 SMP Racing	V. PETROV / V. SHAITAR / K. LADYGIN	3:42.147	9	3:41.776	3	4:14.389	8	3:41.776	+5.171
18	25 Algarve Pro Racing	M. MUNEMANN / C. HOY / A. PIZZITOLA	3:44.185	5	3:42.088	5	4:25.507	2	3:42.088	+5.483
19	41 Greaves Motorsport	M. ROJAS / J. CANAL / N. BERTHON	3:43.915	16	3:42.570	2	4:20.041	7	3:42.570	+5.965
20	48 Murphy Prototypes	B. KEATING / J. BLEEKEMOLEN / M. GOOSSENS	3:43.508	3	3:45.067	4			3:43.508	+6.903
21	34 Race Performance	N. LEUTWILER / S. NAKANO / J. WINSLOW	3:43.590	6	3:45.711	3	4:30.900	2	3:43.590	+6.985
22	22 SO24 I By Lombard Racing	V. CAPILLAIRE / E. MARIS / J. COLEMAN	3:48.585	4	3:44.347	3	4:29.210	2	3:44.347	+7.742
23	40 Krohn Racing	T. KROHN / N. JÖNSSON / J. BARBOSA	3:45.213	22	3:45.978	4	4:28.397	5	3:45.213	+8.608
LMGTE Pro										
1	68 Ford Chip Ganassi Team USA	J. HAND / D. MÜLLER / S. BOURDAIS	3:51.185	22	3:53.672	7	4:24.174	2	3:51.185	
2	69 Ford Chip Ganassi Team USA	R. BRISCOE / R. WESTBROOK / S. DIXON	3:51.497	16	3:53.603	5			3:51.497	+0.312
3	51 AF Corse	G. BRUNI / J. CALADO / A. PIER GUIDI	3:51.568	5	3:53.218	7			3:51.568	+0.383
4	67 Ford Chip Ganassi Team UK	M. FRANCHITTI / A. PRAJUX / H. TINCKNELL	3:51.590	4	3:55.750	4	4:43.500	3	3:51.590	+0.405
5	66 Ford Chip Ganassi Team UK	O. PLA / S. MÜCKE / B. JOHNSON	3:52.038	2	3:58.358	2			3:52.038	+0.853
6	71 AF Corse	D. RIGON / S. BIRD / A. BERTOLINI	3:52.508	4	3:55.066	5			3:52.508	+1.323
7	82 Risi Competizione	G. FISICHELLA / T. VILANDER / M. MALUCELLI	3:53.176	6	3:55.032	4	4:20.044	10	3:53.176	+1.991
8	92 Porsche Motorsport	F. MAKOWIECKI / E. BAMBER / J. BERGMEISTER	3:54.918	21	3:57.128	3	4:22.135	2	3:54.918	+3.733
9	95 Aston Martin Racing	N. THIAM / M. SØRENSEN / D. TURNER	3:55.261	18			4:34.298	6	3:55.261	+4.076
10	91 Porsche Motorsport	P. PILET / K. ESTRE / N. TANDY	3:55.332	5	3:56.792	4			3:55.332	+4.147
11	97 Aston Martin Racing	R. STANAWAY / F. REES / J. ADAM	3:55.380	2			4:40.166	5	3:55.380	+4.195
12	77 Dempsey - Proton Racing	R. LIETZ / M. CHRISTENSEN / P. ENG	3:55.426	3	3:57.082	5			3:55.426	+4.241
13	64 Corvette Racing - GM	O. GAVIN / T. MILNER / J. TAYLOR	3:55.848	5	3:58.493	4	4:23.080	8	3:55.848	+4.663
14	63 Corvette Racing - GM	J. MAGNUSSEN / A. GARCIA / R. TAYLOR	3:57.967	3	3:59.268	7			3:57.967	+6.782
LMGTE Am										
1	61 Clearwater Racing	W. MOK / K. SAWA / R. BELL	3:56.827	11	4:06.801	5			3:56.827	
2	98 Aston Martin Racing	P. DALLA LANA / P. LAMY / M. LAUDA	3:57.198	18			4:44.651	2	3:57.198	+0.371
3	88 Abu Dhabi-Proton Racing	K. AL QUBAISI / D. HEINEMEIER HANSSON / F. LONG	3:59.861	3	3:57.513	4	4:33.443	7	3:57.513	+0.686
4	55 AF Corse	D. CAMERON / M. GRIFFIN / A. SCOTT	3:57.596	6	3:59.469	6	4:36.723	5	3:57.596	+0.769
5	83 AF Corse	F. FERRODO / E. COLLARD / R. AGUAS	3:57.742	5	4:03.676	5			3:57.742	+0.915
6	50 Larbre Competition	Y. YAMAGISHI / P. RAGUES / J. BELLOC	3:58.018	6	4:27.530	6	4:32.498	3	3:58.018	+1.191
7	60 Formula Racing	J. LAURSEN / M. MAC / C. NIELSEN	3:58.760	20	4:03.851	7	4:25.994	10	3:58.760	+1.933
8	78 KCMG	C. RIED / W. HENZLER / J. CAMATHIAS	3:59.245	3	3:59.034	6			3:59.034	+2.207
9	62 Scuderia Corsa	W. SWEEDELER / T. BELL / J. SEGAL	4:00.008	2	4:05.643	7			4:00.008	+3.181
10	89 Proton Competition	C. MACNEIL / L. KEEN / M. MILLER	4:01.215	19	4:00.107	3			4:00.107	+3.280
11	86 Gulf Racing	M. WAINWRIGHT / A. CARROLL / B. BARKER	4:01.046	20	4:09.283	3	4:24.017	8	4:01.046	+4.219
12	57 Team AAI	J. O'CONNEL / O. BRYANT / M. PATTERSON	4:02.326	4	4:05.822	4	4:33.533	7	4:02.326	+5.499
13	99 Aston Martin Racing	A. HOWARD / L. GRIFFIN / G. HIRSCH	4:03.148	21			5:12.788	2	4:03.148	+6.321
CDNT										





FIA WEC

84^e Edition des 24 Heures du Mans

Qualifying Practice

Provisional Classification by Class



Nr.	Team	Drivers	Session 1		Session 2		Session 3		Time	Gap
			Time	Lap	Time	Lap	Time	Lap		
1	84 SRT41 By OAK Racing	F. SAUSSET / C. TINSEAU / J. BOUVET	3:45.178	17	4:01.607	4			3:45.178	

Published at:

Race Director:	Timekeeper:
-----------------------	--------------------

