



Getting Started with Osmo Tangram





Updated 3.28.2017
Version 2.4.3





What's Included?

Each Tangram game contains 7 shapes of varying colors!


- 2 x large triangle
- 1 x medium triangle
- 2 x small triangle
- 1 x square
- 1 x parallelogram

	<p>Large red triangle Quantity: 1</p>
	<p>Large dark blue triangle Quantity: 1</p>
	<p>Medium green triangle Quantity: 1</p>
	<p>Small light blue triangle Quantity: 1</p>

	Small fuchsia triangle Quantity: 1
	Yellow square Quantity: 1

Menu Navigation

- Starting the game.
 - Select Start. As the player advances in the game, the Start screen is where the player's ribbons and achievements will appear.



-
- Select the level of difficulty desired. First tap the level that you want to start: Easy, Medium, or Hard. The Harder level will unlock after 4 Hard puzzles have been solved.

- Easy (yellow): All puzzle piece colors given
- Medium (orange): Puzzle piece colors are different shades of grey
- Hard (red): Puzzle is all black (silhouette)
- Harder (purple): Puzzle is all black and puzzle pieces only light up once *ALL* are correctly in place

Game Manual

A. Object of the Game

Tangram helps players exercise spatial and visual problem-solving skills. Players can work toward reaching all the castles, finishing all 400 puzzles, and/or completing the list of Achievements.

Achievements include:

- Collector: *Have 100 hints in the bank.*
- Explorer: *Reveal the entire map.*
- Yellow Victory: *Solve the entire map in yellow or above.*
- Orange Victory: *Solve the entire map in orange or above.*
- Red Victory: *Solve the entire map in red or above.*
- Total Victory: *Solve the entire map in purple.*
- Learned: *Finish Junior mode.*
- 5 Under 5: *Solve 5 puzzles (orange or harder in under 5 minutes).*
- Rescue: *Rescue someone from a castle.*
- Hoarder: *Have 1000 hints in the bank.*
- Impatience: *Solve a puzzle all at once.*
- Orange Streak: *Solve 10 orange in a row without using hints.*
- Red Streak: *Solve 10 red in a row without using hints.*
- Purple Streak: *Solve 10 purple in a row without using hints.*
- Hero: *Rescue 10 people from castles.*
- Superhero: *Rescue 50 people from castles*
- Adventurer: *Complete a big castle.*
- Conqueror: *Complete all castles*
- Finders, Keepers: *Open a treasure chest.*
- Cha-Ching: *Open 10 treasure chests.*
- Millionaire: *Open all treasure chests*

When an Achievement is reached, a green bar pops up in the top right of the screen that has the name and description of the achievement. Hooray!

B. Game Modes

Junior

Junior mode is made up of about a dozen puzzles, some of which using only a couple of puzzle pieces. The game gives the player many visual and audio cues to assist in completing the puzzles. Junior mode puzzles do not use all of the pieces.

Treasure Mode

Treasure mode features a large map that the player can navigate his/her way throughout. Treasure mode includes levels Easy, Medium, Hard, Harder. Every puzzle in Treasure mode uses all of the pieces.

Classic Mode

When Classic mode is enabled, the puzzles appear as a giant grid of puzzles, with none of the treasures or trees or anything like that on it. It will be most likely going away in a future update.

C. Map

The map features a growing land of trees, castles, treasure chests, and shapes.

There are 4 castles in the corners of the map. The 3 pathways show one way to reach 3 of these castles (starting with easy, medium, and hard respectively).

Players can switch difficulty level at any time during game play and complete puzzles in any order.

D. Tangram Puzzles


The 400 Tangram puzzles are made up of all sorts of different shapes. Some are animals, humans, numbers, houses, arrows, objects, and other random shapes. In Treasure mode, players will need to use all pieces to complete the puzzles.

E. Badges

Players get ribbons based on how many puzzles/castles they have solved of the varying difficulty levels.

- The black castle with a number represents the number of solved castles (any difficulty).
- The treasure chest with number indicates how many treasure chests have been opened.
- Each color badge is how many puzzles solved at that difficulty level.
- The blue badge on the Junior level is achieved after completing all puzzles in that mode.

F. Treasure chests



As a player opens more treasure chests, the player gathers gems, which are helpful on more difficult puzzles. Use gems to get color silhouette clues on the more challenging puzzles.

Storage Overview



Place Tangram shapes in the tray according to the outlined shapes.

Best practices for effective Osmo detection



1. Keep hands and fingers away from game pieces after placing them so that Osmo can see it.
2. Keep the reflector placed squarely in the center so the camera can see the board.
3. Play Tangram in a well lit room.
4. If you experience any issues despite this setup, please reach out to **support@playosmo.com** for assistance.