


The Risk & Rewards of Crypto Trading

Ryan Wilday, Elliot Wave Trader



Intro

Ryan Wilday

Cryptocurrency analyst at Elliott Wave Trader

Joined EWT as a member in 2015

Trading Cryptos since 2012, with EW since 2015

Started hosting the Crypto service in August 2017

Disclaimer

Cryptocurrencies are particularly volatile assets. Nothing in this document is meant to suggest that trading cryptos is a good decision for you personally.

Cryptocurrency is a new, less regulated market which contains risks unique to any other assets.

Any mention of past results is wholly unrelated to future performance.

Nothing in this document should be construed as an endorsement of a product, service, exchange, or any other entity mentioned here within.

Topics

Intro / How to Get Started

Trading Cryptos with Elliott Wave

Cryptocurrency

Advantages vs. Fiat

Irreversibility

Transparent inflation rate

Political neutrality (with exceptions)

Low transaction costs

Borderless

Cryptocurrency

Unique Risks

Exchanges are still quite undeveloped, still get hacked, suffer overload and have order slippage.

No deposit insurance (with the exception of fiat at some exchanges)

No central quote

Gov. policy is still new and can change.

User compromise.

Future advances in computing may make the blockchain hackable.

Benefits of Trading Cryptocurrency

Low cost of entry

24/7 market / few gaps minus slippage (gift or curse?)

Easily move funds from exchange to exchange within 15-20 minutes.

Less institutional or HFT money in the small caps

Steps to start trading cryptos

1. Move fiat to crypto currency
2. Open an exchange account
3. Send coin to the exchange
4. Learn about what to trade
5. Trade!

Process



Coinbase/GDAX
Kraken
Gemini

GDAX
Kraken
Gemini
Bittrex
Poloniex

Ryan's Basic Exchange Combo

Coinbase / GDAX:

Fiat to Crypto but only four large cap coins

Bittrex:

All top 15 large caps plus most relevant tokens

*Binance:

Some enhanced features and some coins missing on Bittrex.

*Requires filing FBAR if US citizen
Nothing here is an endorsement

From Fiat to Crypto

Choose Coin _____

Choose Bank Account _____

Quantity _____

Buy! _____

Screen capture from Coinbase.com

The screenshot shows the Coinbase 'Buy' interface. At the top, there are navigation links: Dashboard, Buy/Sell, Send/Request, Accounts, Tools, and Settings. The main area is split into 'Buy' and 'Sell' tabs. Under the 'Buy' tab, three coins are listed: Bitcoin (selected with a green checkmark), Ethereum, and Litecoin. Below this is the 'Payment Method' section, which shows 'First Tech FCU - Bank' as the selected method. The 'Amount' section shows a weekly bank limit of \$25,000.00 remaining. The purchase amount is set to 0.00 USD, which is converted to 0.00 BTC. At the bottom, there are options to 'Repeat this buy' (Daily, Weekly, Every two weeks, Monthly) and a large blue 'Buy Bitcoin' button. On the right side, a summary box titled 'YOU ARE BUYING' shows '0.0000 BTC' at a price of '\$2,089.60 per BTC'. It also lists the payment method, available amount, and deposit destination ('My Wallet'). A fee table at the bottom right shows a fee of \$0.00, a subtotal of \$0.00, and a total of \$0.00. A link to 'Learn more about our fees here' is provided at the bottom of the summary box.

Dashboard Buy/Sell Send/Request Accounts Tools Settings

Buy Sell

Bitcoin @ \$2,089.60
Ethereum @ \$181.90
Litecoin @ \$40.30

Payment Method

First Tech FCU - Bank
Checking - ****4775

Amount

Weekly bank limit \$25,000.00 remaining · [Increase limits](#)

0.00 USD ⇌ 0.00 BTC

Repeat this buy Daily Weekly Every two weeks Monthly

Buy Bitcoin

YOU ARE BUYING

0.0000 BTC

@ \$2,089.60 per BTC

Payment Method
First Tech FCU - Bank ****4775

Available
Enter an amount

Deposit To
My Wallet

Fee \$0.00
Subtotal \$0.00
Total \$0.00

[Learn more about our fees here.](#)

Sending to An Exchange

Wallets for various
cryptocurrencies
on Bittrex

	+		CURRENCY NAME	SYMBOL
	+	-	ReddCoin	RDD
	+	-	DigitalNote	XDN
	+	-	Ubiq	UBQ
	+	-	Ark	ARK
	+	-	NXT	NXT
	+	-	Einsteinium	EMC2
	+	-	Bitcoin Gold	BTG
	+	-	Bitcoin	BTC
	+	-	Litecoin	LTC
	+	-	Dogecoin	DOGE


Example of copying the receiving address from Bittrex to Coinbase

DEPOSIT BITCOIN (BTC)

I acknowledge the following information: By depositing tokens to this address, you agree to our deposit recovery policy. Depositing tokens to this address other than BTC may result in your funds being lost.

Address

Depositing tokens to this address other than BTC will result in your funds being lost.



The last block update occurred 1 minutes ago.



[Send](#) [Request](#)

Send Funds

Recipient

Amount Use max

0.00 BTC ▾

My Wallet 0.00006517 BTC ⌵

Note

Basic Level of Security

1. Stay Clean and free of viruses.
2. Always use Two factor Authentication (2FA) for all accounts.
3. Once you've established an account bookmark it so you are not Googling the site.
4. Don't get phished- Never click a link and login from an email.
5. Use unique emails for every cryptocurrency exchange
6. Don't mix your everyday email, particularly on your phone with crypto trading.
7. Double check each time you copy and paste an address, at least the first and last 4 numbers.
8. If you are using Google email or Authenticator for crypto exchanges, don't use your phone number as a recovery method.

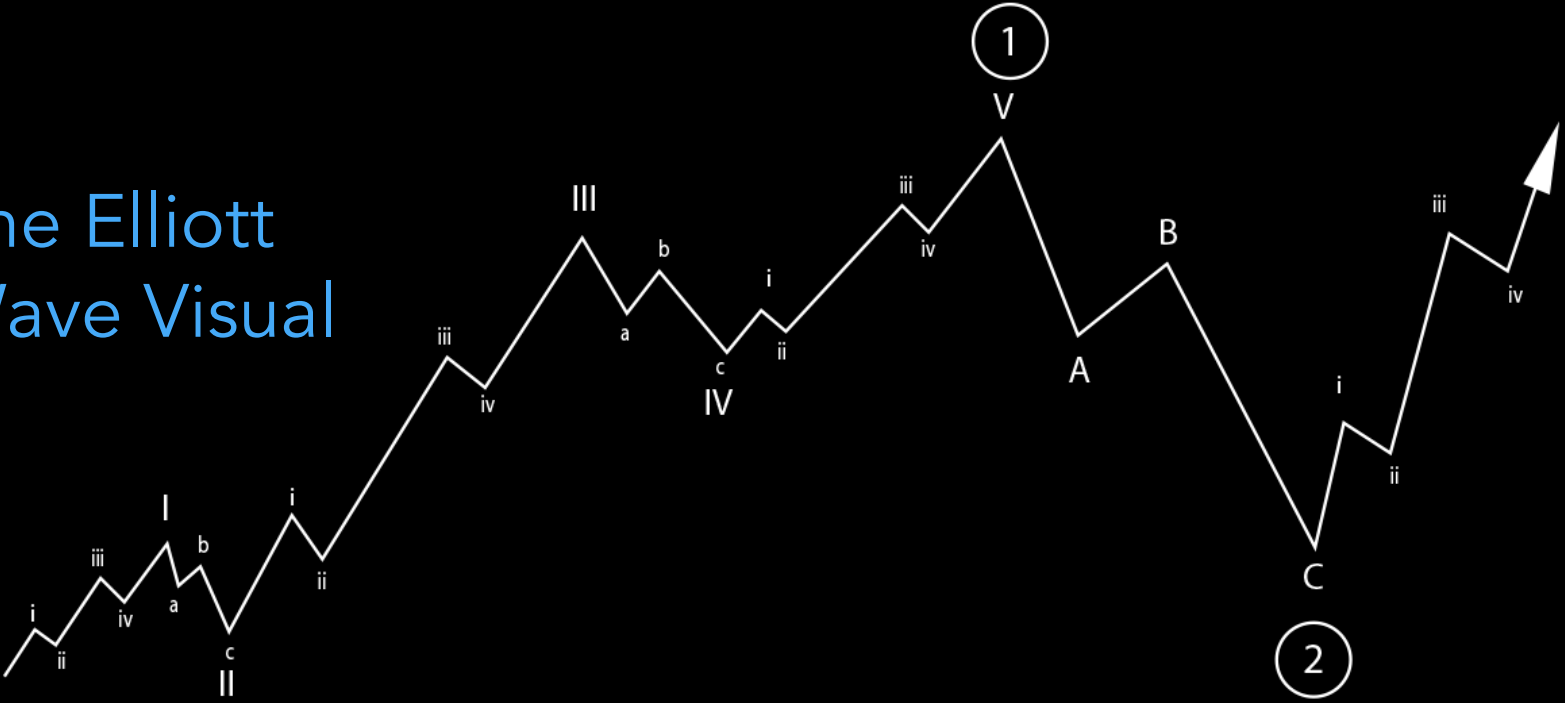
Let's Talk Trading...

Cryptocurrencies are a sentiment driven market. How do you value them. Elliott Wave is the great discerner of sentiment.

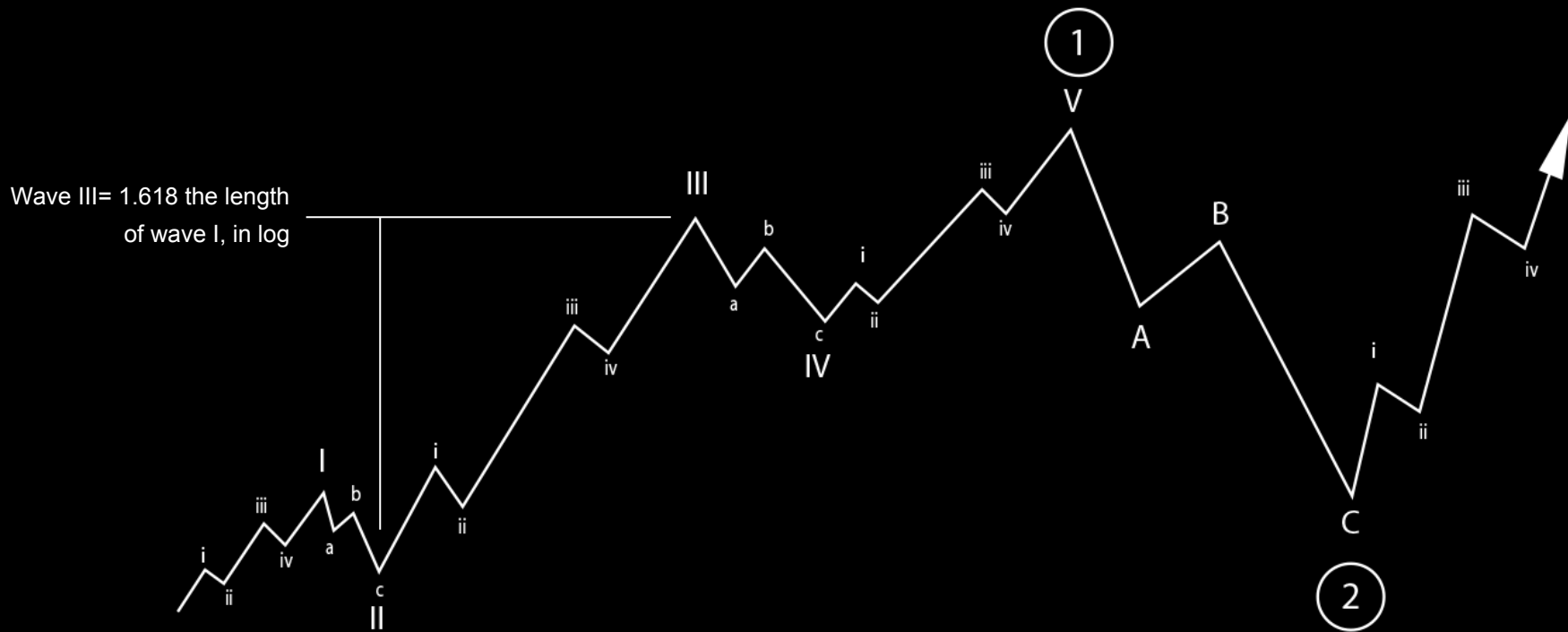
On EWT, we use the Elliott Wave Principle to structure all of our trading:

1. Understand the direction of trend
2. Profit taking targets
3. Risk management and stops
4. Long and short term views

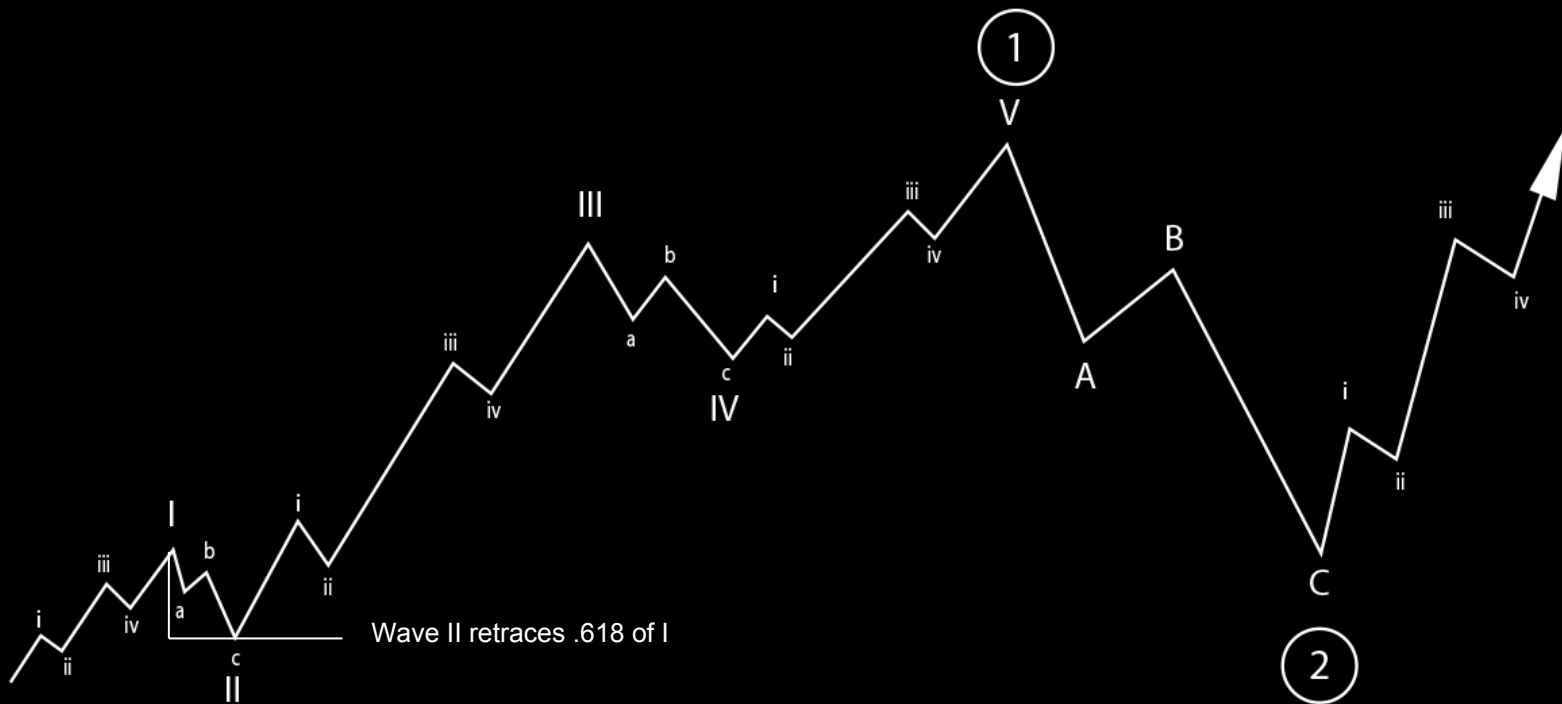
The Elliott Wave Visual

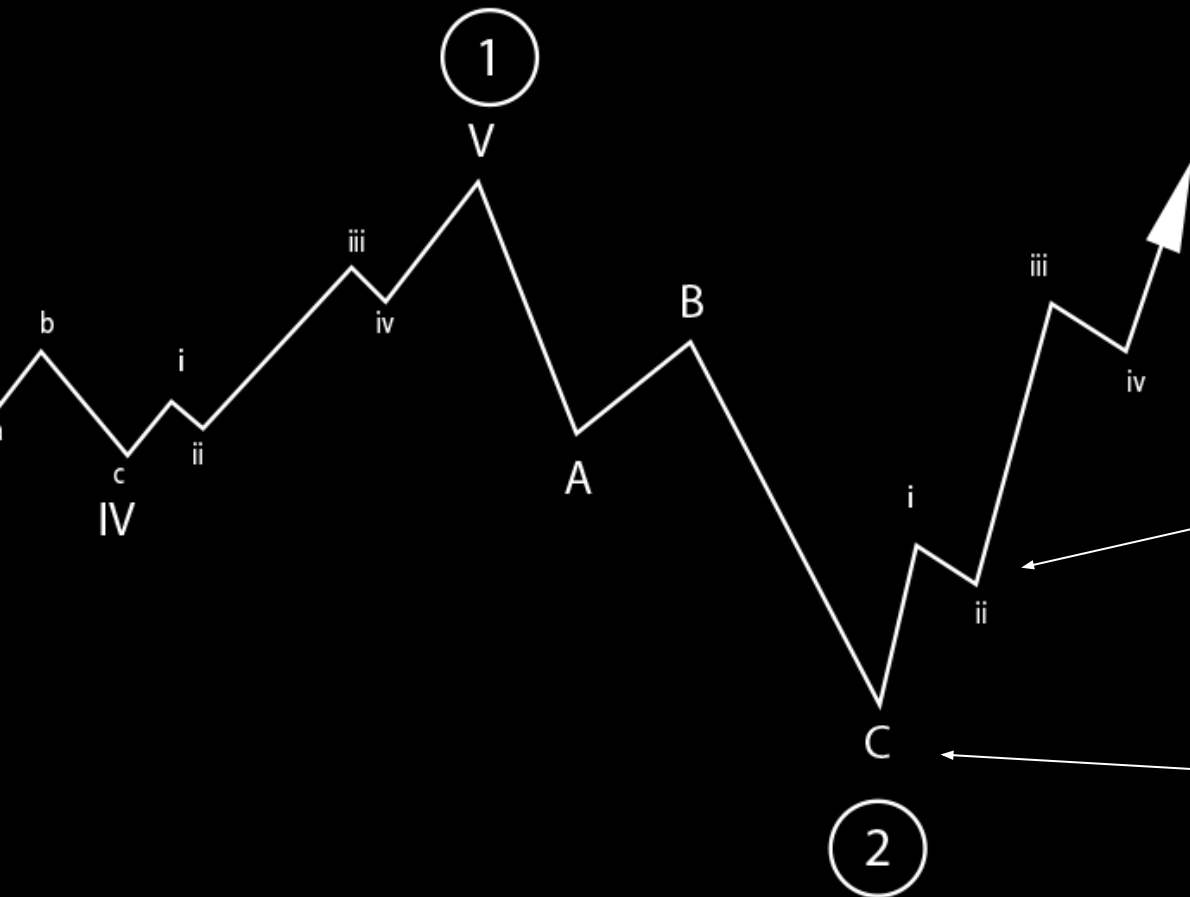


Fibonacci Pinball



Fibonacci Pinball





Trade Entries

Higher probability Setup at 5 up, 3 down off of higher degree 2

Low Probability 'Knife Catch' at possible 2 wave completion

Stops are at the bottom of Wave1

The Moon Flight

Cryptos and Elliott Wave



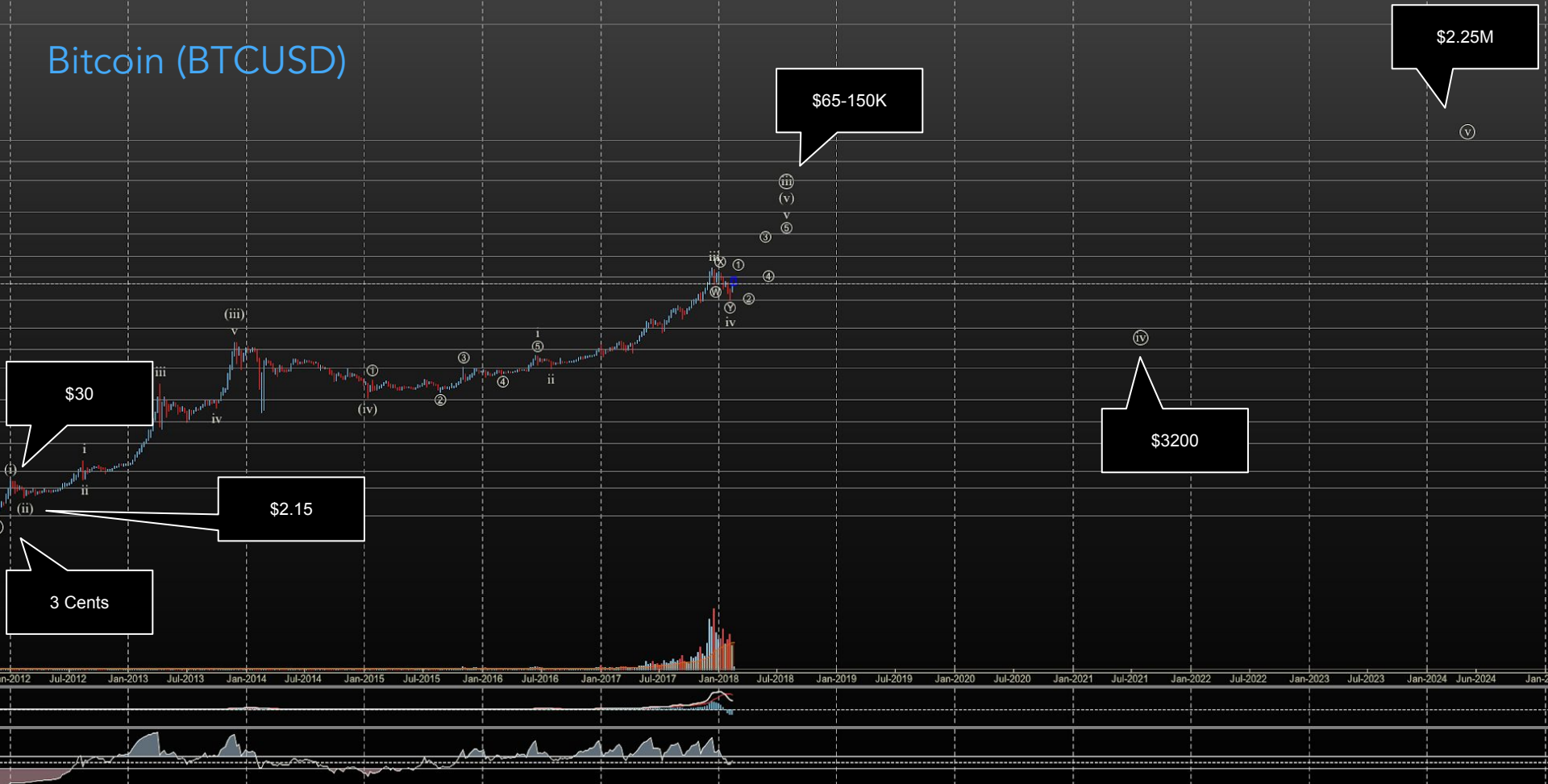
A personal story using Ethereum, (ETHUSD) ca. March 2017



Ethereum, (ETHUSD) today



Bitcoin (BTCUSD)



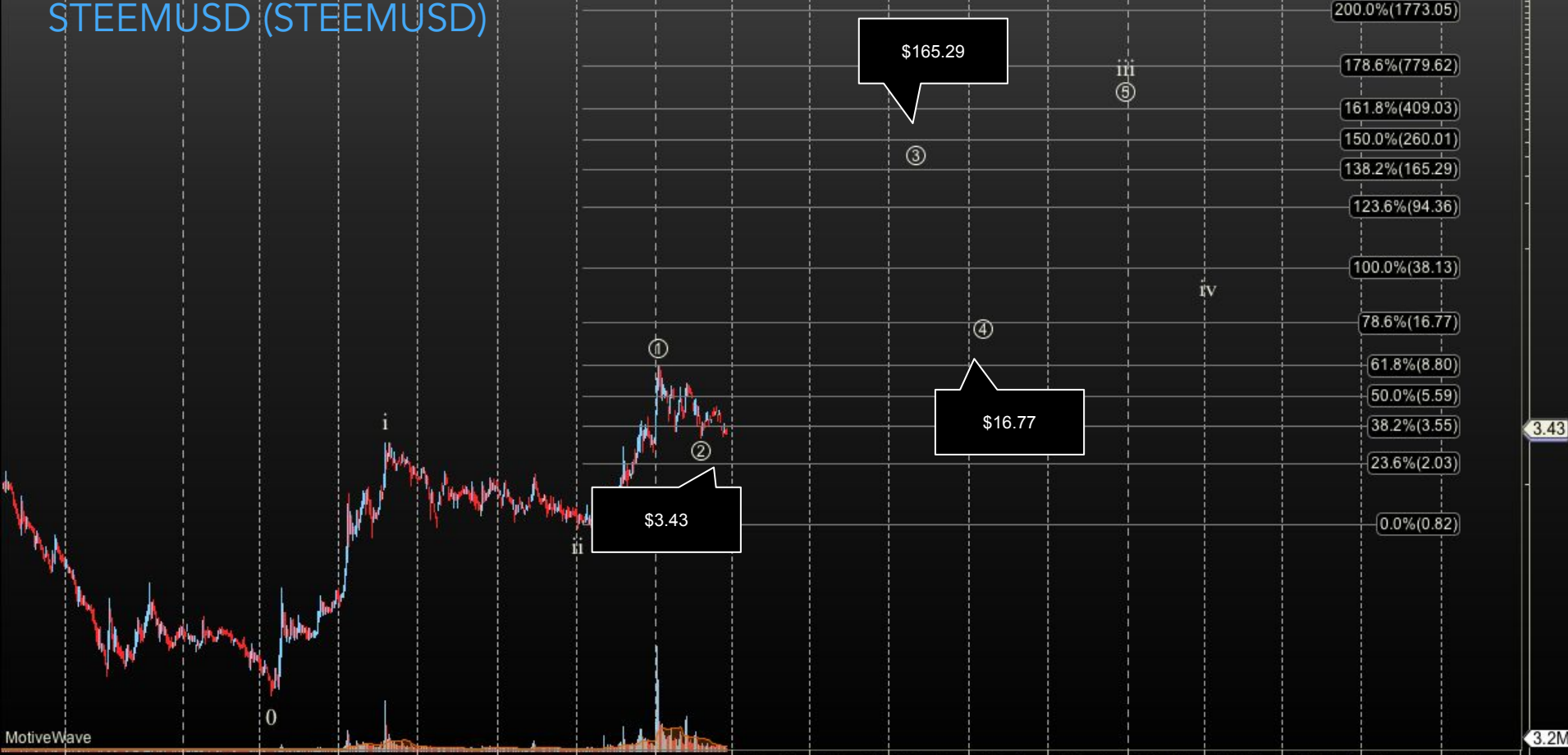
Stellar Lumen (XLMUSD)



Bitshares (BTSUSD)



STEEMUSD (STEEMUSD)



v	200.0%(1773.05)
iii	178.6%(779.62)
5	161.8%(409.03)
	150.0%(260.01)
3	138.2%(165.29)
	123.6%(94.36)
iv	100.0%(38.13)
	78.6%(16.77)
	61.8%(8.80)
	50.0%(5.59)
	38.2%(3.55)
	23.6%(2.03)
	0.0%(0.82)

3.43

3.2M

The Great Challenge

How to take advantage of this amazing opportunity?

How do you hang on through a 60%, 80%, even 90% drop, or should you?

Or, where do you take profit so you can avoid it?

Our experience tells us that the Elliott Wave Principle shows the way

How to be successful:

Build a CORE position that you hold through the Bull count on the daily / weekly charts.

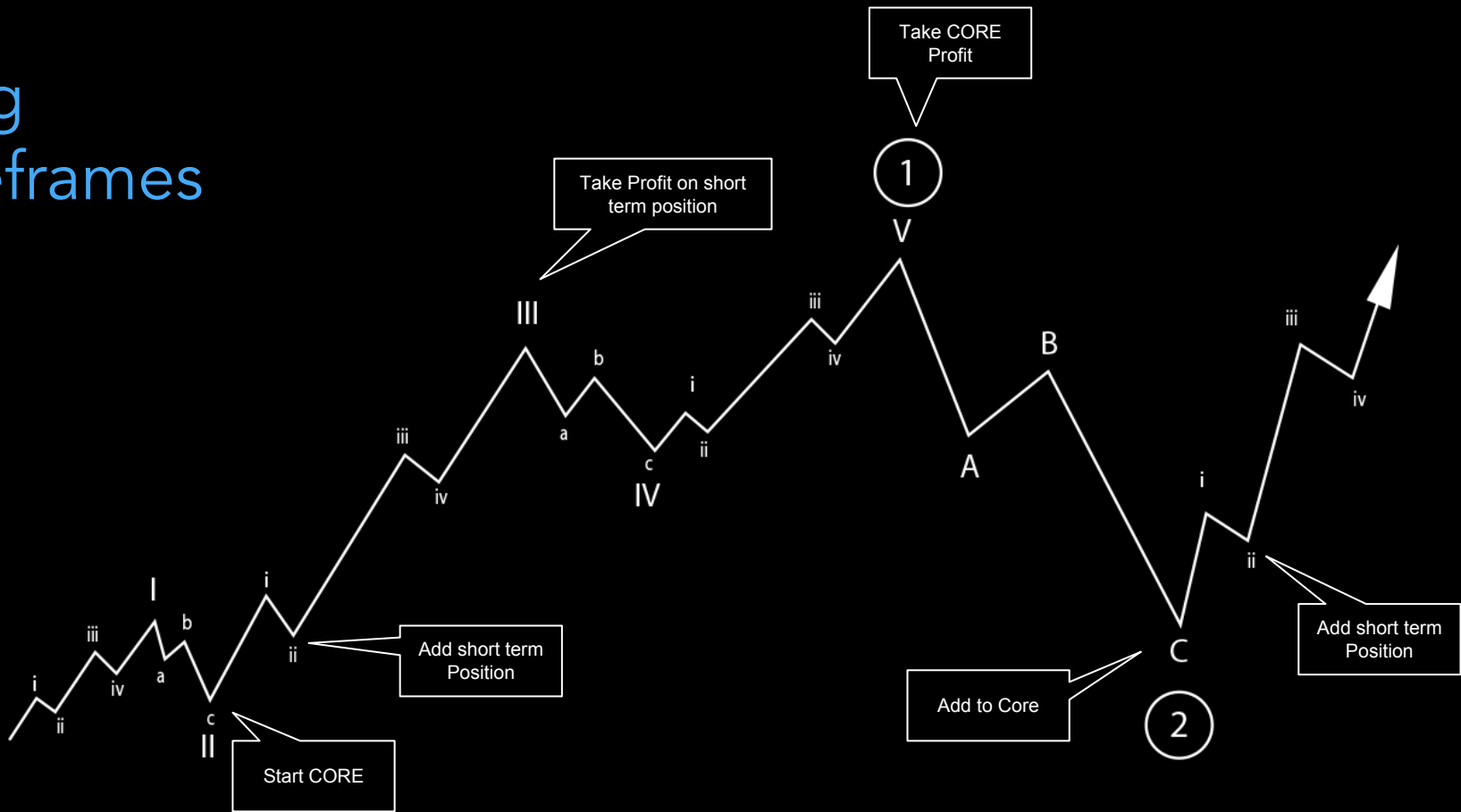
Trade around your CORE position using the hourly weekly charts.

The CORE is the position that is most exposed to the large multi-month declines.

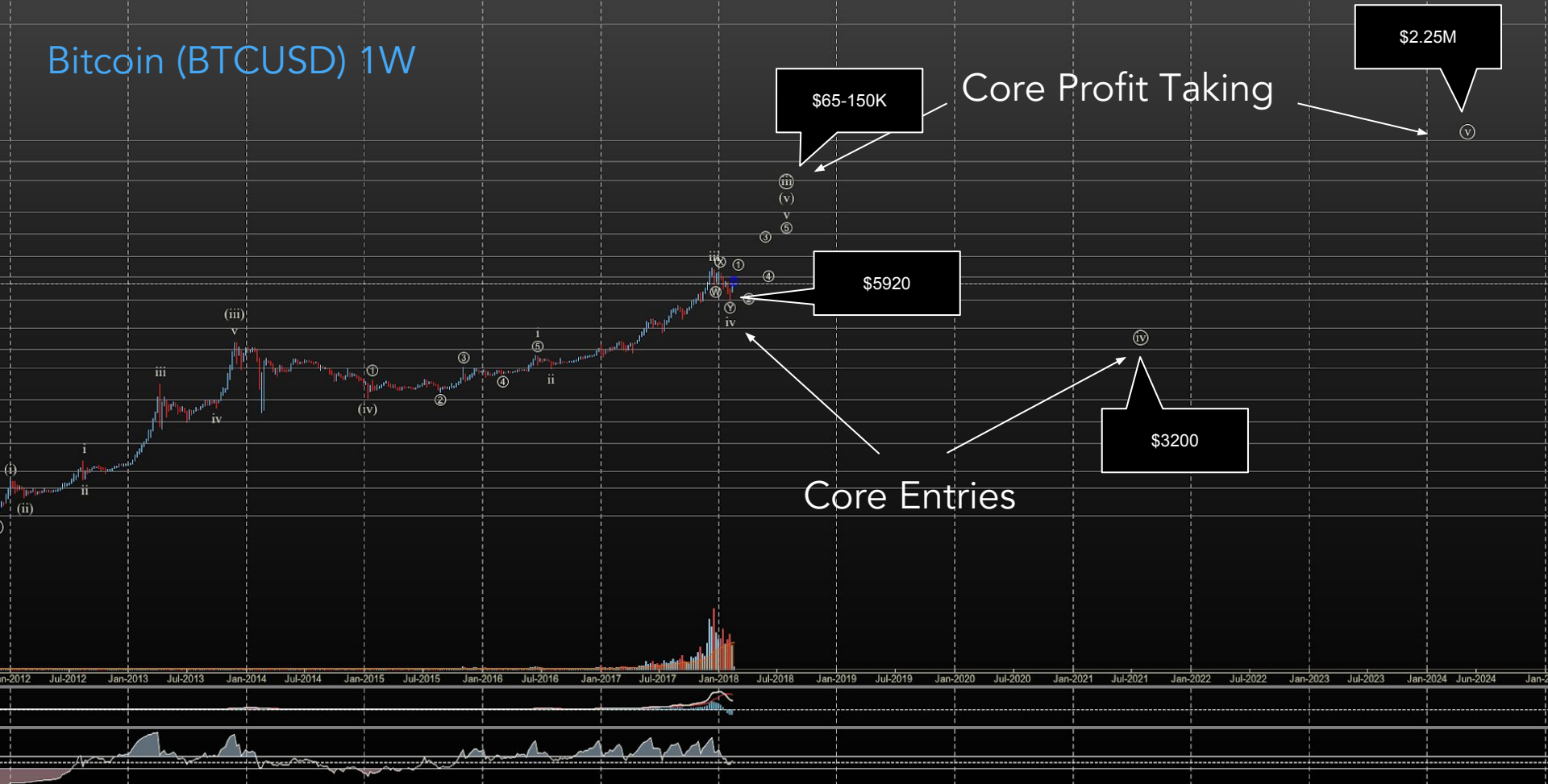
The size of positions, or 'buckets' is highly personal.

Doing both requires keeping some level of cash position to take advantage of opportunities.

Using Timeframes



Bitcoin (BTCUSD) 1W



\$65-150K

Core Profit Taking

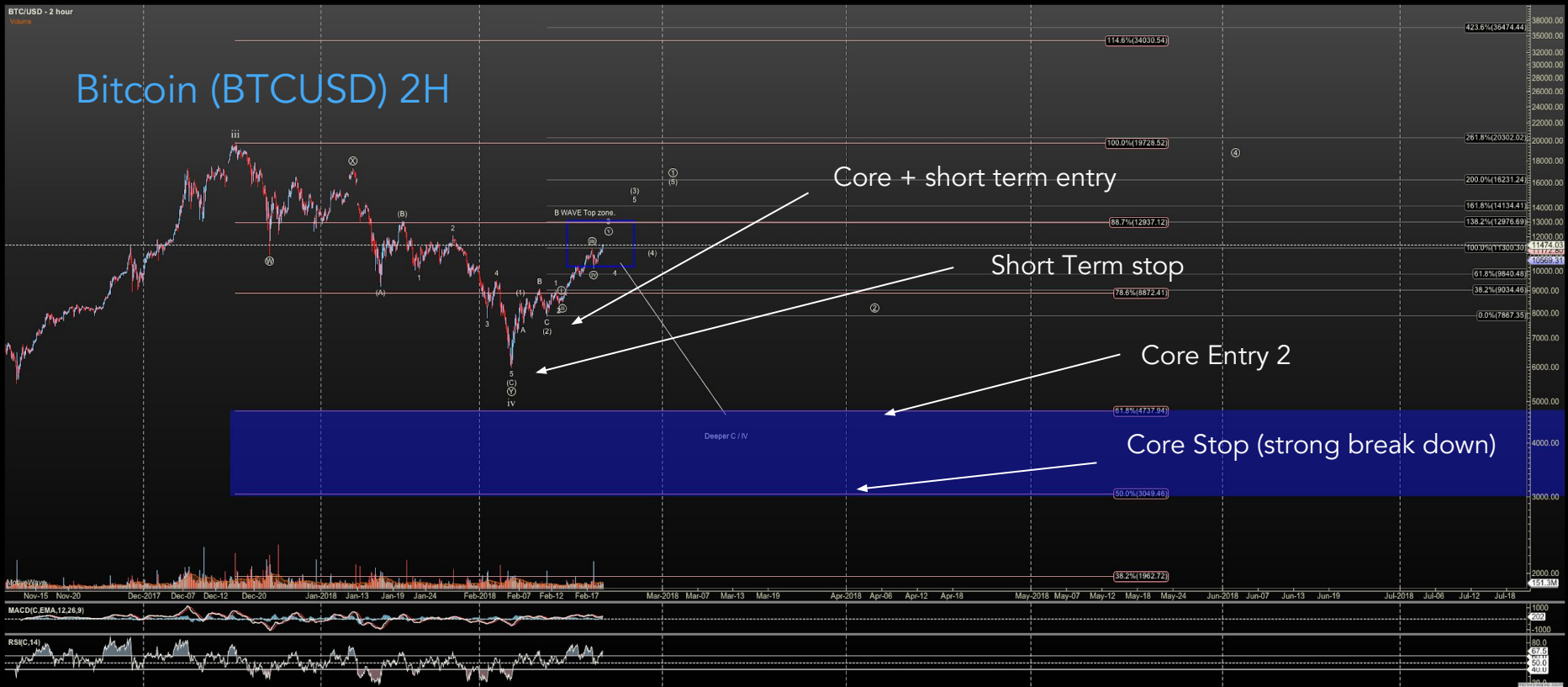
\$2.25M

\$5920

Core Entries

\$3200

Bitcoin (BTCUSD) 2H



Core + short term entry

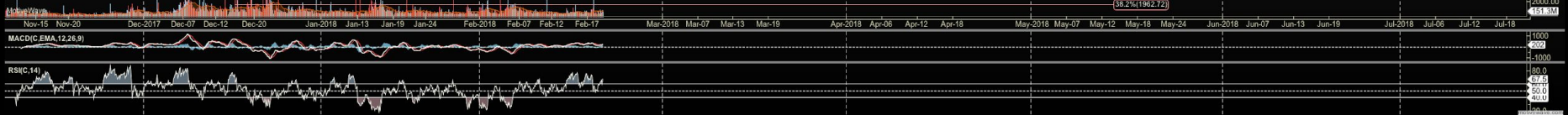
Short Term stop

Core Entry 2

Core Stop (strong break down)

Deeper C / IV

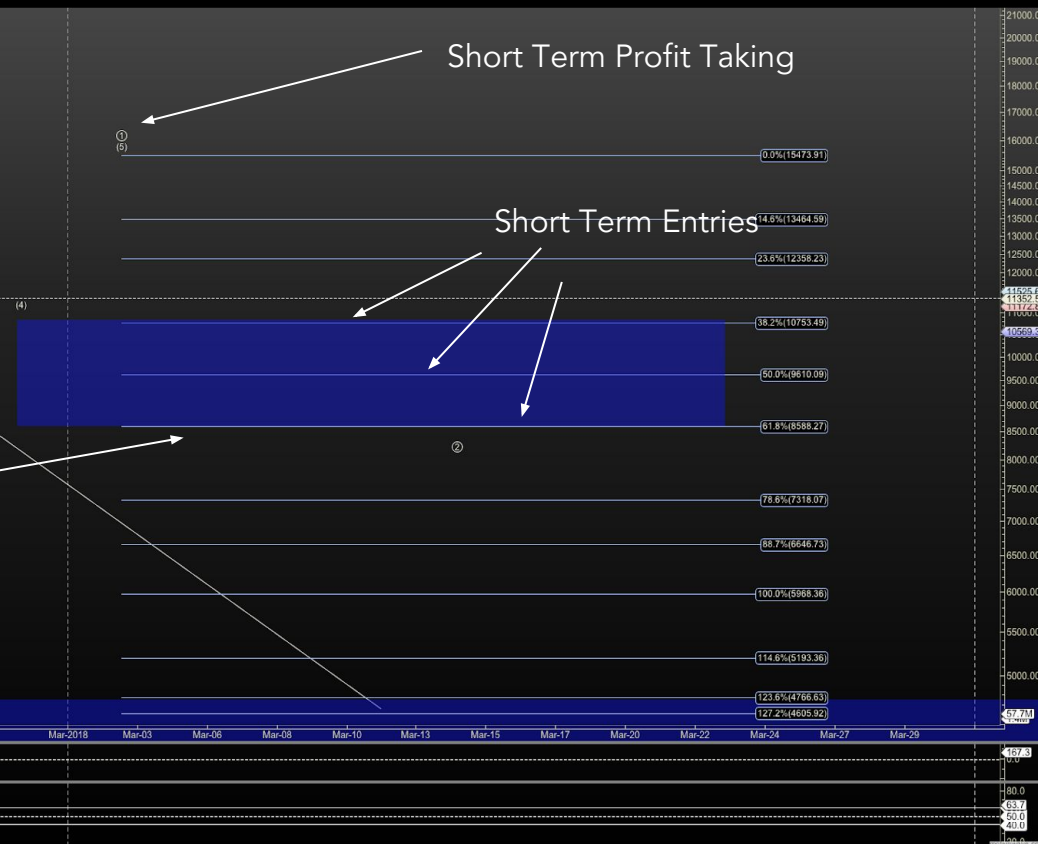
B WAVE Top zone



Bitcoin (BTCUSD) 2H



Short Term stop moved



Large Cap Closed Trades

Closed Positions

Symbol	Exchange	Type	Entry Date	EntryPrice	Exit Date ↑	Exit Price	Shares	Cost \$	Gain/Loss	Gain/Loss %
BTCUSD		Long	2018-02-04	\$8170.0000000	2018-02-17	\$10718.0000000	1	\$10718.00	\$2548.00	31.19%
ETCUSD		Long	2017-11-12	\$16.1800000	2018-02-13	\$31.3400000	20	\$626.80	\$303.20	93.70%
ETCUSD		Long	2017-09-29	\$12.4900000	2018-02-13	\$31.2900000	100	\$3129.00	\$1880.00	150.52%
ETHUSD		Long	2017-09-21	\$268.9000000	2018-01-10	\$1357.0000000	6	\$8142.00	\$6528.60	404.65%
ZECUSD		Long	2017-12-12	\$361.0000000	2018-01-07	\$764.0000000	7	\$5348.00	\$2821.00	111.63%
ZECUSD		Long	2017-10-13	\$241.0000000	2018-01-07	\$764.0000000	2	\$1528.00	\$1046.00	217.01%
XRPUSD		Long	2017-12-11	\$0.2440000	2017-12-29	\$1.8000000	600	\$1080.00	\$933.60	637.70%
XRPUSD		Long	2017-11-08	\$0.2200000	2017-12-21	\$1.0200000	2800	\$2856.00	\$2240.00	363.64%
ETCUSD		Long	2017-09-18	\$12.4100000	2017-12-20	\$39.2700000	40	\$1570.80	\$1074.40	216.44%
ZECUSD		Long	2017-08-22	\$212.0000000	2017-12-20	\$630.9800000	5	\$3154.90	\$2094.90	197.63%
XMRUSD		Long	2017-09-29	\$94.1700000	2017-12-20	\$460.0000000	6	\$2760.00	\$2194.98	388.48%
DASHUSD		Long	2017-10-03	\$295.8900000	2017-12-20	\$1411.0000000	3	\$4233.00	\$3345.33	376.87%
ETCUSD		Long	2017-11-12	\$16.1800000	2017-12-20	\$39.2700000	40	\$1570.80	\$923.60	142.71%
XRPUSD		Long	2017-08-22	\$0.1800000	2017-12-14	\$0.7800000	1400	\$1092.00	\$840.00	333.33%
XMRUSD		Long	2017-08-22	\$44.7400000	2017-12-06	\$278.0000000	6	\$1668.00	\$1399.56	521.37%
IOTUSD		Long	2017-09-03	\$0.7200000	2017-12-05	\$3.8100000	150	\$571.50	\$463.50	429.17%
IOTUSD		Long	2017-11-28	\$1.0370000	2017-12-05	\$3.8100000	500	\$1905.00	\$1386.50	267.41%
DASHUSD		Long	2017-09-29	\$332.9800000	2017-11-30	\$690.0000000	4	\$2760.00	\$1428.08	107.22%
DASHUSD		Long	2017-08-22	\$153.9900000	2017-11-30	\$690.0000000	2	\$1380.00	\$1072.02	348.08%
IOTUSD		Long	2017-09-03	\$0.7200000	2017-11-22	\$0.9100000	150	\$136.50	\$28.50	26.39%
XMRUSD		Long	2017-09-18	\$100.9900000	2017-11-12	\$134.2300000	6	\$805.38	\$199.44	32.91%
XMRUSD		Long	2017-08-22	\$44.7400000	2017-11-12	\$127.8800000	6	\$767.28	\$498.84	185.83%
DASHUSD		Long	2017-10-12	\$294.4100000	2017-11-12	\$409.0000000	6	\$2454.00	\$687.54	38.92%
ETCUSD		Long	2017-09-18	\$12.4100000	2017-11-11	\$18.7500000	60	\$1125.00	\$380.40	51.09%
BTCUSD		Long	2017-10-12	\$5635.0000000	2017-10-31	\$6367.0000000	1	\$6367.00	\$732.00	12.99%

Small Cap Closed Trades

Closed Positions

Symbol	Exchange	Type	Entry Date	Entry Price	Exit Date ↑	Exit Price	Shares	Cost \$	Gain/Loss	Gain/Loss %
ADXBTC		Long	2017-10-08	฿0.0002200	2018-02-20	฿0.0001635	250	\$467.36	\$216.29	86.15%
ADXBTC		Long	2017-11-17	฿0.0001260	2018-02-20	฿0.0001635	400	\$747.78	\$353.15	89.49%
ADXBTC		Long	2017-10-07	฿0.0002700	2018-02-20	฿0.0001635	150	\$280.42	\$104.41	59.32%
OMGUSD		Long	2017-09-21	\$8.5200000	2018-02-16	\$17.7900000	75	\$1334.25	\$695.25	108.80%
OMGUSD		Long	2017-12-06	\$8.2800000	2018-02-16	\$17.7900000	75	\$1334.25	\$713.25	114.86%
CNDUSD		Long	2017-12-29	\$0.0730000	2018-01-22	\$0.2940000	10275	\$3020.85	\$2270.78	302.74%
STEEMBTC		Long	2017-08-22	฿0.0004470	2018-01-15	฿0.0004060	1400	\$8020.12	\$5712.80	247.59%
SHIFTBTC		Long	2017-11-25	฿0.0001998	2018-01-13	฿0.0006600	1000	\$9323.16	\$7679.41	467.19%
LSKUSD		Long	2017-11-01	\$4.5500000	2018-01-07	\$40.1200000	50	\$2006.00	\$1778.50	781.76%
WAVESUSD		Long	2017-11-01	\$3.0400000	2018-01-07	\$13.6400000	70	\$954.80	\$742.00	348.68%
LSKUSD		Long	2017-11-22	\$8.2900000	2018-01-07	\$40.1200000	25	\$1003.00	\$795.75	383.96%
LUNBTC		Long	2017-09-21	฿0.0021700	2018-01-07	฿0.0028000	50	\$2288.44	\$1869.41	446.13%
LSKUSD		Long	2017-09-26	\$6.2500000	2018-01-07	\$40.1200000	25	\$1003.00	\$846.75	541.92%
LUNBTC		Long	2017-11-10	฿0.0007550	2018-01-07	฿0.0028000	200	\$9153.20	\$8133.65	797.77%
LUNBTC		Long	2017-09-03	฿0.0025240	2018-01-06	฿0.0040500	50	\$3300.35	\$2718.69	467.41%
DGBUSD		Long	2017-12-08	\$0.0133000	2018-01-05	\$0.1350000	56200	\$7587.00	\$6839.54	915.04%
SCUSD		Long	2017-12-08	\$0.0072800	2018-01-05	\$0.0470000	11000	\$517.00	\$436.92	545.60%
SCUSD		Long	2017-12-08	\$0.0072800	2018-01-05	\$0.0470000	99000	\$4653.00	\$3932.28	545.60%
DGBUSD		Long	2017-11-10	\$0.0089000	2018-01-05	\$0.1350000	31200	\$4212.00	\$3934.32	1416.85%
REPUUSD		Long	2017-09-24	\$17.8100000	2018-01-05	\$79.0900000	60	\$4745.40	\$3676.80	344.08%
MAIDUSD		Long	2017-12-11	\$0.4700000	2018-01-05	\$1.0100000	2000	\$2020.00	\$1080.00	114.89%
XLMUSD		Long	2017-10-20	\$0.0266000	2017-12-29	\$0.3100000	22000	\$6820.00	\$6234.80	1065.41%
SHIFTBTC		Long	2017-08-27	฿0.0004000	2017-12-27	฿0.0004080	500	\$3130.99	\$2268.99	263.22%
RISEUSD		Long	2017-11-12	\$0.2350000	2017-12-27	\$1.3140000	760	\$998.64	\$820.04	459.15%
OKUSD		Long	2017-10-08	\$0.1690000	2017-12-26	\$0.5452000	700	\$381.64	\$263.34	222.60%
OKUSD		Long	2017-11-14	\$0.4900000	2017-12-26	\$0.5442000	600	\$326.52	\$32.52	11.06%

Additional Links

Videos on Blockchain

<https://goo.gl/6ap5Me>

<https://goo.gl/RvhZU1>

More complete Introduction Webinar:

<https://goo.gl/SEgRQh>

PDF on Security

https://www.elliottwavetrader.net/r/Crypto_Security.pdf

Using Crypto Analysis on Elliott Wave Trader

<https://goo.gl/gxT9ah>

More Free Analysis and Free Trial?

<https://www.elliottwavetrader.net/cryptocurrency/>

Questions?

Thank you!