




TENNESSEE WOMEN'S BASKETBALL



18 NCAA FINAL FOURS | 8 NCAA CHAMPIONSHIPS | 35 COMBINED SEC CHAMPIONSHIPS | 21 WBCA ALL-AMERICANS | 47 WNBA PLAYERS | 14 OLYMPIANS | 12 WBHOF INDUCTEES **GAME 13**

THE MATCHUP

#10/10 TENNESSEE LADY VOLS

11-1 | 0-0 SEC

Head Coach: Holly Warlick
Record at Tennessee: 164-55 (.749) / 7th year
Career Record: 164-55 (.749) / 7th year
Last Game: W vs. Belmont 84-76, on Dec. 30

VS

AUBURN TIGERS

12-1 | 0-0 SEC

Head Coach: Terri Williams-Flournoy
Record at AU: 114-92 (.553) / 7th year
Career Record: 257-196 (.567) / 15th year
Last Game: W vs. Alabama State, 83-50, on Dec. 29

TENNESSEE AT AUBURN - JAN. 3, 2019 | 6:02 P.M. CT (7:02 P.M. ET) | AUBURN ARENA | AUBURN, ALA.



UTSPORTS.COM

BROADCAST INFORMATION

ONLINE | SEC+

Brad Law (PxP)
Joe Ciampi (Analyst)

RADIO | LADY VOL NETWORK

Mickey Dearstone (PxP)

MOBILE/ONLINE

UTsports.com - Free audio stream only
WatchESPN.com - Video for registered cable subscribers



AUBURNTIGERS.COM

PROBABLE STARTERS (BASED ON LAST GAME)

Tennessee			Ht.	Yr.	Hometown	PPG	RPG	Other
F	0	Rennia Davis	6-2	So.	Jacksonville, Fla.	14.8	7.8	48% FG
F	15	Cheridene Green	6-3	R-Sr.	London, England	8.1	5.8	59% FG
G	14	Zaay Green	6-0	Fr.	Duncanville, Texas	9.6	3.4	2.3 APG
G	2	Evina Westbrook	6-0	So.	Salem, Ore.	16.2	3.5	46% 3FG
G	10	Meme Jackson	5-11	Sr.	Murfreesboro, Tenn.	13.8	3.6	31 3FGs

Auburn			Ht.	Yr.	Hometown	PPG	RPG	Other
F	20	Unique Thompson	6-3	So.	Theodore, Ala.	13.2	11.2	58% FG
G	5	Emari Jones	5-10	Sr.	Chicago, Ill.	9.8	4.5	26 3FGs
G	23	Crystal Primm	5-11	R-Jr.	West Palm Beach, Fla.	11.6	3.9	57% FG
G	00	Daisa Alexander	5-8	Jr.	Decatur, Ga.	10.9	3.5	18 3FGs
G	33	Janiah McKay	5-6	Sr.	Gainesville, Fla.	14.9	2.5	4.9 APG

KEY STORYLINES

LADY VOL NOTABLES

- THREE WHO'LL GET YOU 20:** UT has three players who have shown the ability to score 20+ points on any given night. Evina Westbrook (6), Rennia Davis (2) and Meme Jackson (2) have combined to produce 10 20-point games this year.
- DAVIS RISING:** After being limited to seven points at Texas, sophomore Rennia Davis has bounced back by averaging 16.0 points and 9.0 rebounds in five games since. She is coming off a 20-point, 13-rebound double-double vs. Murray State last Friday and a 19-point, six-rebound effort vs. Belmont last Sunday.
- FRESHMEN PRODUCING:** UT's four rookies are averaging a combined 31.5 ppg., 17.0 rpg. and 10.5 spg. and shooting 49% on FGs and 44% on 3FGs the past two games since returning from winter break.
- SMOOTH JAZ:** Rookie Jazmine Masengill is averaging 8.5 ppg., 5.5 apg. and 4.5 rpg. and shooting 64% on FGs (7-11) and 75% on 3FGs (3-4) over the past two games.

BIG ORANGE NUGGETS

- SHARING THE BASKETBALL:** UT has averaged 20 assists the past three games, recording 20 vs. ETSU, 21 vs. Murray State and 19 vs. Belmont.
- THREE-BALL FREQUENCY:** UT has hit seven or more three-pointers in five straight games. Tennessee had never done that in more than four consecutive contests. The Lady Vols have knocked down nine or more 3s in four of their past five outings.
- POINT PRODUCTION:** After scoring 65 points vs. Stetson, the Lady Vols have averaged 87 points since then, tallying 88 vs. Texas, 85 vs. Stanford, 80 vs. ETSU, 98 vs. Murray State and 84 vs. Belmont. Three-balls have been a key to that increase.
- BOARDS ARE A PRIORITY:** UT has been a solid rebounding team all season and the numbers bear that out. The Lady Vols have outrebounded 10 of 12 opponents and rank No. 11 in rebounds per game (45.42), No. 11 in rebounding margin (11.9) and No. 15 in offensive rebounds per game (17.0).

DID YOU KNOW?

- WINNINGEST PROGRAM:** The Lady Vol program has the most wins in NCAA history, standing at 1,355-321 through the Belmont game.
- WARLICK TOPS SEC IN PCT.:** In her seventh year, Holly Warlick tops SEC coaches in winning percentage in league games (.71-25, .740).
- IN A GOOD CROWD:** With a .749 career winning pct., Holly Warlick ranks ahead of such WBB notables as Jody Conradt (Texas, .744), Andy Landers (Georgia, .742), Joe Ciampi (Auburn, .740), Sylvia Hatchell, (UNC, .720), Dawn Staley (S. Carolina, .714), C. Vivian Stringer (Rutgers, .713) and Gary Blair (Texas A&M, .710).
- IN ELITE COMPANY:** Only three schools have reached the Elite Eight more than UT (three times) the past six seasons (UConn 6, Notre Dame 5, Baylor 4).
- 100 PERCENT GRAD. RATE:** Every Vol who has completed her eligibility at UT (136) has gotten a degree and earned the right to sign the "Graduation Pole" in the locker room.

2018-19 SCHEDULE

RECORD

11-1

SEC	0-0
NON-CONFERENCE	11-1
HOME	7-1
AWAY	2-0
NEUTRAL	2-0

DATE	OPPONENT (TV/ONLINE)	TIME/RESULT
N5	Carson-Newman [Exhib.] (SECN+)	W, 128-59
N11	Presbyterian (SECN+)	W, 97-49
N14	UNC Asheville (SECN+)	W, 73-46
N18	Florida A&M (SECN+)	W, 96-31
JUNKANOO JAM (BIMINI, BAHAMAS)		
N22	vs. Clemson (FloHoops.com)	W, 78-66
N24	vs. UAB (FloHoops.com)	W, 73-69 (OT)
D2	@NR/RV Okla. St.--SEC/Big 12 Challenge (FS1)	W, 76-63
D5	Stetson (SECN+)	W, 65-55
D9	@ #12/12 Texas (ESPN2)	W, 88-82
D18	#8/9 Stanford (SEC Network)	L, 85-95
D21	East Tennessee State (SECN+)	W, 80-61
D28	Murray State (SECN+)	W, 98-77
D30	Belmont (SECN+)	W, 84-76
J3	@Auburn* (SECN+)	7:00 p.m.
J6	Missouri* (ESPN2)	2:00 p.m.
J10	Kentucky* (SEC Network)	7:00 p.m.
J13	@Georgia* (ESPN)	3:00 p.m.
J17	@Alabama* (SEC Network)	9:00 p.m.
J21	Arkansas*--We Back Pat (SEC Network)	7:00 p.m.
J24	Notre Dame (ESPN)	7:00 p.m.
J27	LSU*--Live Pink, Bleed Orange (SEC Network)	1:00 p.m.
J31	Florida* (SECN+)	7:00 p.m.
F3	@Vanderbilt* (ESPN2)	3:00 p.m.
F10	@Mississippi State* (ESPN)	2:00 p.m.
F14	Auburn* (SECN+)	7:00 p.m.
F17	@Missouri* (ESPN2)	5:00 p.m.
F21	@Texas A&M* (SEC Network)	9:00 p.m.
F24	South Carolina* (ESPN2)	4:00 p.m.
F28	Vanderbilt* (SEC Network)	7:00 p.m.
M3	@OleMiss* (SECN+)	3:00 p.m.

SEC TOURNAMENT (GREENVILLE, S.C.)

M6-10 TBD TBD

NCAA FIRST & SECOND ROUNDS (TBD)

M22-25 TBD TBD

NCAA REG. (ALBANY/CHICAGO/GREENSBORO/PORTLAND)

M29-A1 TBD TBD

NCAA FINAL FOUR (TAMPA, FLA.)

A5&7 TBD TBD

Schedule Key

- SECN+ games are online broadcasts and are available only on WatchESPN via computers, smartphones and tablets.

^ Denotes all of the games included in the ESPN package (ESPN, ESPN2, ESPNU) and the SEC Network will be available through WatchESPN, accessible online at WatchESPN.com, on smartphones and tablets via the WatchESPN app.

* Southeastern Conference Game

All Times Eastern



QUICK FACTS

THE BASICS

Location: Knoxville, Tenn.
 Founded: 1794
 Conference: Southeastern
 Enrollment: 28,894
 Colors: Orange & White
 Nickname: Lady Volunteers
 Mascot: Smokey
 Band: Pride of the Southland
 Interim President: Randy Boyd
 Interim Chancellor: Wayne T. Davis
 Faculty Representative: Dr. Donald Bruce
 Director of Athletics: Phillip Fulmer
 Senior Woman Administrator: Donna Thomas
 WBB Administrator: Angie Boyd Keck
 Athletic Department Phone: 865-974-1220
 Ticket Office Phone: 1-800-332-VOLS (8657)

COURT FACTS

THOMPSON-BOLING ARENA / THE SUMMITT
 Current Capacity: 21,678
 Record in Arena: 449-39 (.920), 32nd season
 Largest Crowd: 24,653 vs. Connecticut (1/7/06)

MEDIA INFORMATION

CREDENTIALS

Outlets interested in obtaining credentials to cover Tennessee basketball home games must apply for credentials via Sports Systems:

www.sportssystem.com/clients/seccredentials/

Applications for single-game credentials should be submitted at least one week in advance of the game(s) one plans to cover.

COVERING PRACTICE

Only select Tennessee women's basketball practices are open to the media. Contact women's basketball SID Eric Trainer (etrainer@utk.edu) for dates and times. If you would like to cover an upcoming open practice session, please contact Trainer to learn the date of the next availability.

WEEKLY PRESS CONFERENCES

During SEC play, Holly Warlick will host weekly media press conferences in either the Ray and Lucy Hand Digital Studio or at the practice venue. Call the Media Relations Office (865-974-8173) for information.

PHOTOGRAPHER CREDENTIALS

Credentials will be issued only to accredited photographers or those individuals on special assignment. During regular season games, work area includes the floor area at both ends of the court and alongside the corners of the playing floor opposite the team benches. Special arrangements for strobes or catwalk access must be made through the UT Media Relations and Arena Management Offices no later than one week in advance of the game. UT's arena security policy requires that all photographers placing strobes will go through a screening process and must be accompanied by a UT police officer or representative when placing strobes.

WEARING THE "DC" PATCH

- Daedra Charles-Furlow, one of only six Lady Vols to have her jersey hung in the rafters of Thompson-Boling Arena, passed away in Detroit, Mich., on April 14, 2018, at the age of 49. Each UT player is wearing a "DC" patch on their shooting shirt this year to honor her legacy.
- Charles was a 1992 Olympian, a two-time All-American and All-SEC performer (1990 & 1991), 1991 Wade Trophy winner, 1991 SEC Female Athlete of the Year and Women's Basketball Hall of Fame inductee (2007).



Front Row (L-R): Rae Burrell, Zaay Green, Meme Jackson, Evina Westbrook, Jazmine Massengill.
Back Row(L-R): Lou Brown, Kamera Harris, Kasiyahna Kushkituah, Cheridene Green, Mimi Collins, Rennia Davis.

2018-19 ROSTER & CLASSROOM NOTES

No.	Name	Ht.	Pos.	Yr.	Hometown Previous School(s)
0	Rennia Davis	6-2	G/F	SO	Jacksonville, Fla. Ribault H.S.
<i>Note: Majoring in hotel, restaurant and tourism management...Interested in owning a restaurant some day...Earned associate's degree from Florida State College while in high school.</i>					
2	Evina Westbrook	6-0	G	SO	Salem, Ore. South Salem H.S.
<i>Note: Majoring in journalism and electronic media...Interested in a career in sports broadcasting or with a major sports apparel/shoe company.</i>					
4	Mimi Collins	6-3	F	FR	Waldorf, Md. Paul VI Catholic H.S. (Fairfax, Va.)
<i>Note: Majoring in public relations.</i>					
5	Kamera Harris	6-3	C	JR	Hampton, Ga. Dutchtown H.S.
<i>Note: Majoring in recreation and sport management with anticipated graduation in summer 2019...Named to 2016-17 SEC First-Year Academic Honor Roll.</i>					
10	Meme Jackson	5-11	G/F	SR	Murfreesboro, Tenn. Blackman H.S.
<i>Note: Due to graduate in spring 2019 with a degree in communication studies.</i>					
11	Kasiyahna Kushkituah	6-4	C	SO	Atlanta, Ga. St. Francis H.S.
<i>Note: Majoring in hotel, restaurant and tourism management.</i>					
12	Rae Burrell	6-1	G/F	FR	Las Vegas, Nev. Liberty H.S.
<i>Note: Currently pursuing the university exploratory track of study at UT.</i>					
13	Jazmine Massengill	6-0	G	FR	Chattanooga, Tenn. Hamilton Heights Christian Academy
<i>Note: Majoring in communication studies.</i>					
14	Zaay Green	6-0	G	FR	Duncanville, Texas Duncanville H.S.
<i>Note: Currently pursuing exploratory track in the college of education, health and human sciences.</i>					
15	Cheridene Green	6-3	F	R-SR	London, Eng. Beckenham Acad. 6th Form ASA College
<i>Note: Summer 2018 graduate with a degree in communication studies.</i>					
21	Lou Brown	6-3	F	R-SR	Melbourne, Australia Aust. Inst. of Sport Wash St.
<i>Note: Graduated from Washington State with a degree in sport management in May 2018...Pursuing a master's degree at Tennessee in communication and information with anticipated graduation in winter 2019.</i>					

STAFF

Head Coach: Holly Warlick
 Record at Tennessee: 164-55 (7th Year)
 Overall Record : 164-55 (7th Year)
Assistant Coach: Dean Lockwood
Assistant Coach: Sharrona Reaves
Assistant Coach: Bridgette Gordon
Director of Basketball Operations: Michael Beaumont
Assistant to the Head Coach: Janet McGee
Dir. of Recruiting Ops./Player Personnel: Heather Ervin
Video Coordinator: Alex Varlan
Graduate Assistant: Nicky Anosike
Assoc. Strength & Conditioning Coach: Lee Taylor
Assoc. Director of Sports Medicine: Jenna Kennedy

PRONUNCIATION GUIDE

Cheridene Green	SHARE-ih-dean
Evina Westbrook	ee-VEE-na
Kamera Harris	CAM-er-ruh
Kasiyahna "Kasi" Kushkituah	CASS-ee-YAW-nuh "CASS-ee" kush-KITTA-wah
Meme Jackson	ME-ME
Mimi Collins	ME-ME
Nicky Anosike	ANN-oh-SICK-ee
Sharrona Reaves	sha-RON-uh
Rennia Davis	reh-NYE-uh
Zaay Green	ZAY

TENNESSEE BASKETBALL MEDIA RELATIONS

ERIC TRAINER

Associate Media Relations Director
 Cell: 865-603-2916
 Email: etrainer@utk.edu
 Twitter: @UTSpaceWrangler

KIMBERLY HOOD

Assistant Media Relations Director
 Cell: 423-552-5617
 Email: khood3@utk.edu
 Twitter: @allinhoodtime

MEDIA RELATIONS INFORMATION

Location: Anderson Training Center, Ground Level
 Phone: (865) 974-1212
 Fax: (865) 974-9496
 Mailing Address: P.O. Box 15016 Knoxville, TN 37901
 Shipping Address: 1551 Lake Loudoun Blvd.,
 Anderson Training Center, Knoxville, TN 37996-3110
 Thompson-Boling Arena Press Row: (865) 974-0110
 Arena Ticket Office: (865) 656-HOOP

BY THE NUMBERS

7/20

The Lady Vols have been led in scoring the past seven games by a player with 20 or more points. (Westbrook-3, Davis-2, Jackson-2).

45.42

Tennessee is averaging 45.42 rebounds per game, ranking 11th nationally and second among SEC teams through 12 games.

82.8

UT is averaging 82.8 points per game this season, including 87.3 over the past three games, to rank as the NCAA's No. 15 scoring offense.

TEAM NOTES

TENNESSEE VS. AUBURN

- No. 10/10 Tennessee (11-1) heads out on the road to open SEC play on Thursday night, paying a visit to an Auburn team that is 12-1 and undefeated in six home games this season.
- Tip-off is slated for 6:02 p.m. CT (7:02 ET) at Auburn Arena, with the game available on SECn+ and the Lady Vol Radio Network.
- The Lady Vols, who closed out a four-game home stand with an 84-76 victory over Belmont on Sunday afternoon, are 2-0 in true road games and 4-0 away from Knoxville this season, including a pair of neutral site victories.
- The Lady Vols won at Oklahoma State and No. 12/12 Texas and defeated Clemson and UAB at the Junkanoo Jam in Bimini, Bahamas, earlier this season.
- UT enters on a three-game winning streak after losing its only game on Dec. 18, a 95-85 setback to No. 8/9 Stanford in Knoxville.
- Auburn, meanwhile, rides a nine-game winning streak into Thursday night's match-up.
- The Tigers are coming off an 83-50 home victory over Alabama State on Saturday.

BROADCAST INFORMATION

- Brad Law (play-by-play) and Joe Ciampi (analyst) will describe the action for SECn+.
- Mickey Dearstone is handling the call for IMG College/Lady Vol Network radio/online broadcasts for the 20th season. A link to the live audio stream can be found on each game's Hoops Central page or the Lady Vol schedule on UTSports.com.
- Air time for games on the Lady Vol Radio Network generally occurs 30 minutes prior to tip-off.
- For UT home games, the Lady Vol Network has a low-power transmitter that makes the game available on the radio at 99.3 FM.

IN SEC OPENERS

- Tennessee is 30-6 all-time in SEC openers, including 16-3 at home and 14-3 on the road.
- UT has won four straight SEC openers and has triumphed in its last 11 league lid-lifters that were played on the road.
- The Lady Vols are 5-1 in SEC openers under Holly Warlick, including 2-1 at home and 3-0 on the road.
- #12/13 UT won at #18/15 South Carolina in the first SEC opener for Warlick, 73-53, on Jan. 3, 2013.
- #5/5 UT lost at home to #16/16 LSU (80-77) on Jan. 2, 2014, #8/9 Tennessee won at home over Missouri, 63-53, on Jan. 2, 2015; #12/11 UT took down #20/RV Missouri in Columbia, 71-55, on Jan. 4, 2016; the unranked Lady Vols beat #17/23 Kentucky in Knoxville, 72-65, on Jan. 1, 2017; and #7/7 UT won at Kentucky (in Rupp Arena), on Dec. 31, 2018, 63-49.
- The Lady Vols are 32-4 all-time in the first SEC game that is played at home during a season and 28-8 in the first one on the road.
- Tennessee and Auburn are meeting for the sixth time in an SEC opener, with UT winning the past three (2003, 2008 and 2012) after dropping consecutive league lid-lifters in 1988 and 1989. The Lady Vols are 2-1 at home in SEC openers vs. AU and 1-1 away.

TENNESSEE IN SEC PLAY

- UT is 388-69 in SEC regular-season games through the 2017-18 regular-season finale, winning 18 championships and capturing 17 SEC tourney titles through the years.

- During the Holly Warlick era, Tennessee is 71-25 in league games, making Warlick the top-ranked active SEC coach in terms of winning percentage in league play at .740 among coaches with at least two full seasons at a school.
- South Carolina's Dawn Staley is the next coach behind Warlick at .699 (109-49), followed by UK's Matthew Mitchell at .622 (107-65).
- In only her seventh year as a head coach, Warlick already ranks fourth in total league wins among active SEC coaches and has won regular season titles in 2013 and 2015, and a tourney crown in 2014.
- Warlick is 93-30 in non-conference games.

LAST TIME OUT FOR THE LADY VOLS

- No. 10/10 Tennessee led by as many as 18 points before holding off a late rally to secure an 84-76 victory over Belmont in front of a season-best crowd of 8,546 on Sunday afternoon at Thompson-Boling Arena.
- The Bruins (7-4) rallied from a 16-point halftime deficit to take their first lead since the opening minutes of the game with a 22-6 run in the second half. The Lady Vols (11-1), however, closed out the game on a 19-10 run to earn the victory.
- Evina Westbrook led the way for Tennessee with 20 points, seven assists and six rebounds. The sophomore guard had 11 points in the fourth quarter alone to resurrect the Lady Vols' offense after they managed only eight third-quarter points. It marked the sixth time in her career that Westbrook eclipsed the 20-point mark in a game, with all six occasions coming this season.
- Sophomore forward Renna Davis posted another strong performance, finishing with 19 points and six boards. Senior Meme Jackson and freshman Zaay Green both chipped in 10 points each to round out the double-digit scorers for the Lady Vols. Westbrook and freshman guard Jazmine Massengill dished out seven and five assists, respectively, as the Lady Vols ended up with 19 overall.

NOTES FROM THE UT/BU GAME

- **Threes Dropping Early:** Tennessee shot lights out from three in the first quarter, converting six of their eight attempts from beyond the arc. UT's six 3-pointers were more than the Lady Vols had in three games this season. Renna Davis was three-for-three from behind the arc in the opening 10 minutes, tying her career high in the first quarter.
- **Jaz Finding Her Groove:** Through the first nine games freshman Jazmine Massengill averaged 2.6 ppg., 3.9 rpg. and 1.2 apg while shooting .265 from the floor. Over the last three games she's averaging 7.0 ppg., 6.0 rpg. and 4.6 apg. while shooting .588 from the field.
- **Three-Ball Frequency:** Tennessee hit nine treys against Belmont, extending its streak of games with seven or more threes in a game to five for the first time in Lady Vol history.
- **Sharp Shooters:** Tennessee hit a blazing 52.8% from the floor in the first half vs. Belmont, its highest first-half shooting percentage since shooting 59.4% against Texas A&M at home on Feb. 1, 2018.

COMING UP FOR UT AND AU

- UT welcomes Missouri (2 p.m. on 1/6) and Kentucky (7 p.m. on 1/10) to Knoxville for its next two games.
- AU will travel to Florida (1/6) and Alabama (1/10) for its next two contests.

TOP STORYLINES

Youth Is Served

- 7 of 10 active players are fresh. or sophs.
- 4 freshmen, 3 sophomores

New Blood/Good Chemistry

- 5 of 11 players are new to the program
- Despite turnover, chemistry is very good

Tall Team

- 10 of 11 players on roster are 6-0 or taller
- Only third time UT has had 10+ at least 6-0

Sophomores Are Returning Stats Leaders

- R. Davis (12.0 ppg./7.6 rpg.)
- E. Westbrook (8.4 ppg., 4.3 apg., 2.8 rpg.)

Recruiting Swagger Is Back

- UT has signed the No. 1, No. 4 and No. 8 recruiting classes in 2017, 2018 and 2019.

Lou Brown Injury Is A Big Blow

- Grad. trans. was expected to play key role
- Great attitude/still looked to for leadership

Three Lady Vol Alums On Roster Help Set Level Of Expectation For Players

- Holly Warlick, Bridgette Gordon and Nicky Anosike have been part of many title teams

Brand New Locker Room

- Lady Vols have incredible new locker room
- Spent last season in visiting dressing room

Everyone Is Accountable

- Players like feedback from one another
- Freshmen not afraid to call out a senior

And The Beat Goes On...

- UT loses two All-SEC players & SEC 6th Woman of the Year & rises in preseason polls

Can't Fill Her Shoes With One Player

- UT will use K. Kushkituah, C. Green, M. Collins & K. Harris to replace Mercedes Russell

Who's Going To Hit Three-Balls?

- M. Jackson (50), Westbrook (27), Davis (25) return. Four freshmen look to help.

SEC PRESEASON POLLS

MEDIA

1. Mississippi State
2. South Carolina
3. Tennessee
4. Georgia
5. Missouri
6. Texas A&M
7. Kentucky
8. Auburn
9. LSU
10. Alabama
11. Arkansas
12. Florida
13. Vanderbilt
14. Ole Miss

SEC COACHES

1. Mississippi State
2. South Carolina
3. Georgia
4. Tennessee
5. Missouri
6. Texas A&M
7. Kentucky
8. Auburn
9. LSU
10. Alabama
11. Arkansas
12. Florida
13. Vanderbilt
14. Ole Miss

SOMETHING HAS TO GIVE

- Tennessee is scoring 82.8 points per game this season, averaging 84.8 at home and 82.0 on the road.
- UT, however, has reached 80 points only once in its last 14 SEC openers. That instance came on Jan. 10, 2008, when UT won at home, 85-52, vs. Auburn.
- Auburn surrenders only 62.7 points per game, with North Carolina being the only opponent this year reaching 80 in an 86-81 overtime Tiger victory.

CHARTING PLAYER DEVELOPMENT

- Check out the differences in scoring averages and shooting percentages between last year and this year for UT's usual starters in 2018-19.

Evina Westbrook

PPG: 8.4/16.2 FG%: .390/.472 3FG%: .318/.455

Rennia Davis

PPG: 12.0/14.8 FG%: .483/.480 3FG%: .329/.469

Meme Jackson

PPG: 8.2/13.8 FG%: .381/.439 3FG%: .357/.373

Kasi Kushkituah

PPG: 1.8/6.9 FG%: .650/.600 RPG: 1.4/4.0

Cheridene Green

PPG: 4.1/8.1 FG%: .549/.588 RPG: 3.7/5.8

PICK YOUR POISON

- Holly Warlick has played all 10 active players in six of UT's 10 games and nine players in the other six.
- Tennessee has had six different players score the team's first basket in a game. Rennia Davis (twice), Cheridene Green, Zaay Green (twice), Meme Jackson (three times), Kasiyahna Kushkituah and Evina Westbrook (three times) each have had that honor.
- Three different players have led the team in scoring (Jackson-5, Westbrook-4, Davis-3) and nine have scored 10 or more points in a contest.
- Eight of ten players are averaging at least 5.0 points per game and nine are pulling down better than 3.0 rebounds per contest.
- Nine different players have led the team in blocked shots and six have paced UT in steals.

YOUTH MOVEMENT FOR LADY VOLS

- Tennessee features seven of 10 active players who are freshmen or sophomores.
- UT has started two seniors (Cheridene Green, Meme Jackson), two sophomores (Rennia Davis, Evina Westbrook) and a freshman (Zaay Green) the past seven games. It's one of the SEC's youngest lineups.
- Texas A&M appears to have the youngest starting five (a quintet of sophomores), while Vandy (Jr./Sr./So./So./Fr.) is next, followed by UT (Sr./Sr./So./So./Fr.) and Kentucky (same).
- Three of the Lady Vols' leading scorers are sophomores, led by Westbrook (16.2) and Davis (14.8 ppg.). Davis also is the leading rebounder at 7.8 per contest.
- Jackson (13.8), Zaay Green (9.6) and Cheridene Green (8.1) are the team's third, fourth and fifth-leading scorers.
- Freshmen wing Rae Burrell (13.3), forward Mimi Collins (15.7), guard Zaay Green (24.4) and point guard Jazmine Massengill (20.7) are all averaging more than 13 minutes per game of duty.

LADY VOLS IN THE NAT'L RANKINGS

- After ending the 2017-18 campaign at No. 12 in the AP Poll and No. 17 in the USA Today Coaches Poll, Tennessee opened the 2018-19 season ranked No. 11 (tied) by AP and No. 12 in the USA Today poll.
- UT currently sits at 10th in both the AP poll and the USA Today Coaches Poll after highs of No. 9/8 in the Dec. 17/18 polls.
- The Dec. 31 AP Poll has Tennessee ranked for the 107th time during the seventh season of the Holly Warlick era. UT's Pat Summitt is the all-time leader in poll appearances at 618.
- The Lady Vols were ranked in the top 10 in several preseason polls, including Athlon (No. 5), College Sports Madness (No. 7), Lindy's (No. 8), Sports Illustrated (No. 9) and espnW (No. 10).
- Street and Smith magazine was the outlier, leaving the Lady Vols entirely out of the top 20.

SCHEDULE STRENGTH/RPI

- As of Dec. 31, the Lady Vols are at No. 25 in the NCAA Women's Basketball RPI. Tennessee is third among all SEC schools, with Mississippi State first at No. 18, followed by Kentucky at No. 23. Auburn is fourth at No. 29.
- UT stands at No. 57 out of 351 schools in the NCAA's Toughest Schedule report, based on the current winning percentages of teams UT has played and will face later this season.

TOP 10 WOMEN'S & MEN'S BB TEAMS

- Tennessee is the only school to have both its men's and women's teams ranked in the top 10 of the AP Poll this week.
- The Vols are at No. 3 and the Lady Vols are No. 10.
- The UT women are 11-1 and play at Auburn on Thursday, while the UT men are 11-1 and host Georgia on Saturday.

WE'RE AN EVERYTHING SCHOOL

- Including men's and women's basketball, seven different Tennessee teams are currently ranked in the top 25 of their respective sports, including four ranked in the top 10.
- Those teams include men's basketball (3rd, AP), women's basketball (10th, AP), women's swimming & diving (10th, CSCAA), women's soccer (7th, United Soccer Coaches), men's swimming & diving (12th, CSCAA), women's volleyball (19th, AVCA) and men's golf (20th, GCAA).
- This fall, women's soccer advanced to the NCAA quarterfinals, and women's volleyball reached the second round of the NCAA Tournament.

NATIONAL POLLS

ASSOCIATED PRESS POLL

Updated: Dec. 31

Rank	School	Record	Points
1	UConn (31)	11-0	775
2	Notre Dame	12-1	741
3	Louisville	12-0	714
4	Maryland	12-0	645
5	Oregon	11-1	641
6	Stanford	10-1	622
7	Mississippi State	12-1	586
8	Baylor	8-1	584
9	NC State	13-0	527
10	Tennessee	11-1	499
11	Oregon State	10-2	452
12	Minnesota	12-0	427
13	Texas	10-2	402
14	Syracuse	11-2	369
15	Michigan State	11-1	304
16	Kentucky	13-1	295
17	Gonzaga	12-1	234
18	California	9-2	201
19	Iowa	9-3	185
20	Marquette	10-3	183
21	Texas A&M	11-2	173
22	Arizona State	9-3	97
23	South Carolina	8-4	76
24	DePaul	9-4	72
25	Iowa State	10-2	66

Others receiving votes: Virginia Tech 59, Florida State 52, Utah 32, Miami 23, Arizona 15, Indiana 11, South Dakota 7, Auburn 4, South Dakota State 1, Central Michigan 1

USA TODAY COACHES' POLL

Updated: Dec. 31

Rank	School	Record	Points
1	UConn (31)	11-0	775
2	Notre Dame	12-1	736
3	Louisville	12-0	716
4	Maryland	12-0	668
5	Oregon	11-1	646
6	Mississippi State	12-1	595
7	Baylor	8-1	590
8	Stanford	10-1	583
9	NC State	13-0	532
10	Tennessee	9-1	512
11	Oregon State	10-2	442
12	Texas	10-2	419
13	Minnesota	12-0	370
14	Syracuse	11-2	367
15	Kentucky	13-1	310
16	Marquette	10-3	255
17	Michigan State	11-1	249
18	Gonzaga	12-1	246
19	California	9-2	210
20	Iowa	9-3	193
21	Texas A&M	11-2	126
22	Arizona State	9-3	116
23	Florida State	12-1	110
24	DePaul	9-4	81
25	Virginia Tech	13-0	67

Others receiving votes: Iowa State (10-2) 32; Miami (Fla.) (12-3) 30; South Carolina (8-4) 26; Alabama at Birmingham (12-1) 18; South Alabama (11-0) 13; Central Florida (11-2) 9; Indiana (12-1) 9; West Virginia (9-2) 9; Missouri (11-3) 8; Southern California (10-2) 5; New Mexico (10-1) 4; Arizona (11-1) 2; Central Michigan (9-3) 2; South Dakota (13-2) 2; Tulane (10-3) 2.

TRACKING TENNESSEE IN THE POLLS

Wk	AP/Coach	Games	Record This Week
Pre:	#11/12	W-PC	1-0
N12/--	#12/12	W-UNCA, W-vs. FAMU	2-0
N19/20	#11/11	W-vs. Clemson, W-vs. UAB	2-0
N26/27	#11/11	W-@NR/RV Okla. State	1-0
D3-4	#9/9	W-vs. Stetson, W-@#12/12 Texas	2-0
D10-11	#9/9	Idle	----
D17-18	#9/8	L-vs. #8/9 Stanford, W-vs. ETSU	1-1
D24-24	#10/10	W-vs. Murray St., W-vs. Belmont	2-0
D31-31	10/10	@Auburn, vs. Missouri	----

LADY VOL GAME-BY-GAME STARTERS

OPPONENT	1	2	3	4	5
Presbyterian	F - C. Green	C - Kushkituah	G - Jackson	G - Z. Green	G - Westbrook
UNC Asheville	F - C. Green	F-Davis	C - Kushkituah	G - Jackson	G - Westbrook
Florida A&M	F - C. Green	F-Davis	C - Kushkituah	G - Jackson	G - Westbrook
Clemson	F - C. Green	F-Davis	C - Kushkituah	G - Jackson	G - Westbrook
UAB	F - C. Green	F-Davis	C - Kushkituah	G - Jackson	G - Westbrook
Oklahoma State	F - C. Green	F-Davis	G - Z. Green	G - Jackson	G - Westbrook
Stetson	F - C. Green	F-Davis	G - Z. Green	G - Jackson	G - Westbrook
Texas	F - C. Green	F-Davis	G - Z. Green	G - Jackson	G - Westbrook
Stanford	F - C. Green	F-Davis	G - Z. Green	G - Jackson	G - Westbrook
ETSU	F - C. Green	F-Davis	G - Z. Green	G - Jackson	G - Westbrook
Murray State	F - C. Green	F-Davis	G - Z. Green	G - Jackson	G - Westbrook
Belmont	F - C. Green	F-Davis	G - Z. Green	G - Jackson	G - Westbrook
Auburn					
Missouri					
Kentucky					
Georgia					
Alabama					
Arkansas					
Notre Dame					
LSU					
Florida					
Vanderbilt					
Mississippi State					
Auburn					
Missouri					
Texas A&M					
South Carolina					
Vanderbilt					
Ole Miss					

BREAKING IT DOWN

2018-19 TENNESSEE LINEUP COMBINATIONS

Gms.	Rec.	Lineup (F-F-C-G-G)
1	1-0	C.Green-Kushkituah-Jackson-Z.Green-Westbrook
2-5	4-0	C.Green-Davis-Kushkituah-Jackson-Westbrook
6-12	6-1	C.Green-Davis-Z.Green-Jackson-Westbrook

OFFENSIVE OPPORTUNITIES

Tennessee shooting from the field (all games):
 20%FG: N/A
 30%FG: UAB (.397), STET (.388)
 40%FG: OSU (.485), FAMU (.481), PC (.474), TEX/ETSU (.450), CU/BEL (.441), UNCA (.419), STAN (.400)
 50%FG: MUR (.506)
 60%FG: N/A

DEE -- FENSE

Opponents shooting from the field (all games):
 10%FG: FAMU (.186)
 20%FG: N/A
 30%FG: ETSU (.313), PC (.314), UNCA (.353), UAB (.369), OSU (.373)
 40%FG: STET (.404), MUR (.419), TEX (.424), BEL (.452), CU (.466)
 50%FG: STAN (.550)

Leading at the Break (7): FAMU (+40), UNCA (+28), PC (+17), TEX (+5)
 Tied at the Break (1): CU
 Trailing at the Break (4): STET (-16), STAN (-10), UAB (-9), OSU (-3)

A LOOK AT THE TIGERS

ABOUT AUBURN

- Auburn returned six letterwinners, including four starters from 2017-18, including stars Janiah McKay, Daisa Alexander and Unique Thompson.
- The Tigers have started the same five in all 13 games, including seniors McKay and Emari Jones, redshirt junior Crystal Primm, junior Alexander and sophomore Thompson.
- Auburn is led by Terri Williams-Flournoy, who is 114-92 in her seventh season at Auburn and 257-196 in 15 years as a head coach.
- The Tigers like to press and average 12.7 steals and force 21.8 turnovers per contest.
- AU has wins over Oklahoma (95-79) and North Carolina (86-81 OT) and a loss to #25 Iowa St. (67-64).

LAST YEAR

- A year ago, Auburn turned in a 14-15 overall record and 5-11 mark in the SEC to finish 10th.
- UT ended the Tigers' season in the SEC Tournament second round, 64-61, on an off-the-glass, three-point buzzer-beater by Renna Davis.
- Daisa Thompson made the 2018 SEC All-Defensive Team, while Unique Thompson was All-Freshman.

THE TIGERS' LAST GAME

- Freshman Brooke Moore scored a career-high 23 points, and Auburn pulled away early and cruised to an 83-50 victory over Alabama State to close out non-conference play Saturday at Auburn Arena.
- The Tigers (12-1) will enter SEC play on a nine-game

winning streak, their longest since 2012-13.

- Despite shooting a season-low 31.4 percent from the field, the Tigers hit 10 3-pointers and found other ways to score, going 29-of-36 (80.6%) at the free-throw line. It marked the most free throws made in a game by Auburn since 2008.

THE LAST TIME WE MET

- Renna Davis knocked down a three-point shot with .5 seconds remaining to give No. 12 Tennessee a 64-61 victory over Auburn on March 1, 2018, at Bridgestone Arena and advance the Lady Vols to the quarterfinals of the SEC Tournament.
- Jaime Nared led UT in scoring, hitting 17 before a hard fall on a layup attempt eventually sidelined her. Mercedes Russell had 12 points and 15 rebounds to record her 45th career double-double, tying Candace Parker for the second most career double-doubles in Tennessee history behind only Chamique Holdsclaw.
- Davis and Meme Jackson also scored in double figures for UT (24-6) with 16 and 10, respectively. Auburn (14-15) was led in scoring by Janiah McKay with 24. Daisa Alexander added 16 for the Tigers.

TWO OTHER RECENT GAMES

- UT also beat AU in Knoxville last year, 70-59, on Jan. 4, in UT's first SEC home game.
- The last time these programs met at Auburn, the Tigers scored 33 points off 22 UT turnovers to claim a 79-61 victory.

UPCOMING OPPONENT

SERIES VS. AUBURN

UT LEADS, 43-11

Date	UT	AU	Score
3/6/1983	10/15	H	W 83-75
3/4/1985	15/9	24/10	N44 W 63-60
2/8/1986	10/11	12/13	H L 60-66
1/14/1987	2/3	2/3	A L 69-75
3/6/1987	8/2	8/2	N51 L 96-102
3/21/1987	7/2	7/2	H W 77-61
1/9/1988	4/2	4/3	H L 68-71
3/7/1988	3/1	2/1	N51 W 73-70
1/6/1989	1/3	1/3	A L 59-67
3/6/1989	2/1	2/1	N51 W 66-51
4/2/1989	1/2	1/2	N55 W 76-60
2/3/1990	5/14	6/14	H W 76-65
3/5/1990	3/11	3/11	N51 L 77-78
1/19/1991	2/10	2/10	A L 65-70
3/3/1991	4/5	4/5	N51 W 70-62
3/23/1991	4/6	3/6	H W 69-65
1/30/1992	4/nr	4/nr	H W 69-54
1/12/1993	2/9	2/8	A W 70-59
1/15/1994	1/21	1/20	H W 58-46
1/14/1995	1/nr	1/nr	A W 68-43
2/18/1996	5/20	5/18	H W 72-67 (OT)
2/15/1997	8/nr	9/nr	A W 76-63
3/2/1997	8/nr	11/nr	N65 L 59-61
2/14/1998	1/nr	1/nr	H W 79-63
2/14/1999	1/17	1/21	A W 71-63
2/27/2000	2/11	3/14	H W 76-61
2/25/2001	1/nr	1/nr	A W 63-49
1/10/2002	2/19	3/22	H W 71-50
1/27/2002	2/22	2/22	A W 66-53
1/12/2003	5/nr	5/nr	H W 81-72
2/16/2003	3/nr	3/nr	A W 59-56
3/7/2003	3/nr	3/nr	N107 W 66-51
2/1/2004	1/22	1/25	H W 68-61 (OT)
1/20/2005	7/nr	9/nr	A W 81-71
3/4/2005	5/nr	4/nr	N114 W 64-54
2/23/2006	5/nr	5/nr	H W 81-56
3/3/2006	8/nr	9/nr	N107 W 77-45
2/8/2007	3/nr	3/nr	A W 72-62
1/10/2008	2/22	2/20	H W 85-52
1/25/2009	10/6	12/5	A L 68-82
3/7/2009	19/6	24/5	N107 L 58-78
1/28/2010	5/nr	5/nr	H W 85-56
1/23/2011	5/nr	6/nr	A W 73-53
1/1/2012	7/nr	8/nr	A W 73-52
2/5/2012	8/nr	8/nr	H W 82-61
1/17/2013	9/nr	9/nr	A W 75-66
2/21/2013	11/nr	10/nr	H W 83-61
2/20/2014	10/nr	10/nr	H W 93-63
1/15/2015	6/nr	6/nr	A W 54-42
1/10/2016	12/nr	11/nr	H W 79-52
1/19/2017	nr/rv	nr/nr	A L 61-79
1/4/2018	7/nr	7/nr	H W 70-59
3/1/2018	12/nr	12/nr	N101 W 64-61

UT-AUBURN SERIES NOTES

- Tennessee holds a 43-11 all-time record vs. Auburn, dating back to Feb. 9, 1980, and has won 27 of the past 30 games in the series.
- The Lady Vols are 21-2 vs. the Tigers in games held in Knoxville, 13-5 in games played at Auburn and 9-4 at neutral sites.
- UT has won in 13 of its last 15 trips to The Plains but lost the last time in Auburn.
- UT is 2-0 vs. AU in overtime games, winning extra-frame contests in Knoxville vs. the Tigers in 1996 and 2004.
- Tennessee has limited Auburn to 66 points or fewer 11 of the last 12 times they've met and to 61 or less on nine of those occasions.
- Tennessee and Auburn played for the 1989 NCAA Championship in Tacoma, Wash., with the Lady Vols prevailing, 76-60.
- Tennessee also beat the Tigers in regional finals in 1987 and 1991 en route to NCAA Final Fours they would end up winning.
- UT and AU four times played for SEC Tournament titles from 1985 to 1990, with the Lady Vols winning three of those (1985, 1988, 1989).
- Chamique Holdsclaw scored a career-high 39 points vs. the Tigers on Feb. 14, 1998, marking the sixth-highest point total in Lady Vol history.
- Auburn has managed to claim only two victories in Knoxville, with those coming on Jan. 9, 1988 (#2/3 AU def. #4/4 UT, 71-68) and Feb. 8, 1986 (#11/13 AU def. #10/12 UT, 66-60).

• These teams will meet again at 7 p.m. on Valentine's Day (Feb. 14) in Knoxville.

• AU coach Terri Williams-Flournoy beat UT and Pat Summitt while coaching Georgetown on Nov. 27, 2010, 69-58, at the Paradise Jam tourney in the U.S. Virgin Islands.

HOME SWEET HOME

- This is the 32nd season that the Tennessee women's and men's basketball teams have called Thompson-Boling Arena their home, and the Lady Vols own an incredible 449-39 mark (.920) in the venue.
- The Lady Volunteers have built a 602-63 (.905) home record in contests played at Thompson-Boling Arena, Stokely Athletics Center and Alumni Gym through the years.
- UT is 7-1 there this season and 96-16 during the Holly Warlick era.
- Capacity at Thompson-Boling Arena is 21,678.
- UT has led the nation in attendance 19 times in the past 27 years, finishing second in 2013-14, 2014-15 and 2015-16, and fourth in 2016-17 after an 11-season run at No. 1.
- UT is sixth this season through eight home games at 7,842.

WARLICK IN SEVENTH SEASON

- Head coach Holly Warlick is in her seventh season at the helm of the Lady Vols.
- Warlick's career SEC winning percentage (.740, 71-25) ranks her first among all SEC women's head coaches.
- She accumulated an overall record of 153-54 during her first six years at the helm (2012-18).
- That win total ranked No. 11 among all Power 5 women's coaches, and every other coach on that list has 11 or more seasons of experience as a head coach.
- Only three coaches (Geno Auriemma, Muffet McGraw, Kim Mulkey - four each) have led their schools to more Elite Eights over the past six seasons than Warlick (three).
- Warlick's program is one of only 12 that has appeared in every NCAA Tournament the past six years.
- UT ranks eighth among Power Five schools with a 13-6 NCAA tourney record during the past six seasons.
- Tennessee claimed three SEC trophies in Warlick's first six seasons, winning regular-season crowns in 2013 and 2015 and claiming the tournament title in 2014.
- Warlick and her staff have had 11 Lady Vols taken in the WNBA Draft.
- The program also continues its 100 percent graduation rate for players who completed their undergraduate eligibility here.

OFF AND RUNNING

- Tennessee got off to an 8-0 start for the third time in Holly Warlick's seventh season as head coach. UT

- was 8-0 for just the eighth time since 2000.
- Last year's squad got off to a 15-0 start and the 2013-14 unit began the year 10-0.

WARLICK 42-36 VS. TOP 25 TEAMS

- During the Holly Warlick era, Tennessee is 42-36 vs. ranked teams.
- UT is 1-1 this season, winning at #12/12 Texas and falling at home to #8/9 Stanford.
- The Lady Vols were 7-6 in 2017-18 after winning vs. #20/20 Marquette, vs. #2/4 Texas, at #18/24 Stanford, at #9/8 South Carolina, vs. #14/12 Texas A&M, vs. #18/18 Georgia and vs. #7/6 South Carolina, while falling at #17/16 Texas A&M, at #5/5 Notre Dame, vs. #3/3 Mississippi State, at #13/13 Missouri, vs. #8/8 South Carolina in the SEC Tourney and vs. #13/12 Oregon State in the NCAA Tourney.

- AP Top 25: 42-36 (.538)
- AP Ranked 1: 0-1 (.000)
- AP Ranked 2: 1-3 (.250)
- AP Ranked 3: 1-5 (.167)
- AP Ranked 4-13: 4-13 (.235)
- AP Ranked 14-20: 16-20 (.444)
- AP Ranked 21-25: 26-16 (.619)

- USA TODAY Top 25: 40-36 (.526)
- USA TODAY Ranked 1: 0-1 (.000)
- USA TODAY Ranked 2: 1-3 (.250)
- USA TODAY Ranked 3: 0-5 (.000)
- USA TODAY Ranked 4-14: 4-14 (.222)
- USA TODAY Ranked 15-22: 14-22 (.389)
- USA TODAY Ranked 23-30: 26-14 (.650)

LADY VOLS ALL-TIME VS. TOP 25 TEAMS

- Overall: 483-203 (.704)
- AP Ranked 1-10 : 192-144 (.571)
- AP Ranked 11-25: 262-54 (.829)
- USA TODAY Ranked 1-10: 148-103 (.590)
- USA TODAY Ranked 11-25: 230-41 (.849)

30+ POINT PERFORMANCES (1)

Meme Jackson (1): 33 vs. Texas

20+ POINT PERFORMANCES (10)

Evina Westbrook (6): 29 vs. Okla. St., 27 vs. Stanford, 23 vs. Texas, 20 vs. Presbyterian, Stetson & Belmont
Meme Jackson (2): 33 vs. Texas, 23 vs. ETSU
Rennia Davis (2): 24 vs. Stetson, 20 vs. Murray State

DOUBLE-DOUBLES (6)

Rennia Davis (3): FAMU (14/11), Stanford (14/10), Murray State (20/13)
Cheridene Green (1): Presby. (13/11)
Kasiyahna Kushkituah (1): UAB (13/13)
Evina Westbrook (1): Stanford (29/10 assts.)

DOUBLE-DIGIT REBOUNDS (7)

Rennia Davis (3): Mur. St. (13), FAMU (11), Stan. (10)
Cheridene Green (2): OSU (13), Presb. (11)
Mimi Collins (1): FAMU (10)
Kasiyahna Kushkituah (1): UAB (13)

40-MINUTE EFFORTS (3)

Evina Westbrook (2): Texas, Stanford
Meme Jackson (1): Texas

CARDIAC COMEBACK KIDS

- Call them the "the cardiac kids," "comeback kids" or anything similar, but cardiac, comeback and kids are all appropriate when describing the 2018-19 Lady Vols.
- UT has one of the youngest lineups in the nation, with seven of 10 players listed as freshmen or sophomores.
- The starting lineup includes two seniors, two sophomores and a freshman.
- Tennessee has trailed in nine of 12 games this year and by double digits in four of them, including a 20-point, third-quarter deficit vs. Stetson that Holly Warlick's squad overcame.
- The Lady Vols trailed No. 12/12 Texas by 11 in the first quarter, erased the deficit in the second quarter, led by five at the half and staved off repeated Longhorn challenges in the second half to prevail, 88-82.
- UT was behind by 15 in the second quarter to No. 8/9 Stanford and rallied to take the lead by two (58-56 in the third) before eventually falling, 95-85.
- In the last game, UT was down by five early to Belmont and twice trailed the Bruins in the fourth quarter before securing the win.

DEFENSIVE HIGH POINTS

- After falling behind 23-14 at Texas after one, the Lady Vols held the Longhorns to only 12 points in the second frame to turn a one-time 11-point deficit into a 40-35 lead at the break. Texas was held to no field goals during an 8:34 span of the second stanza.
- UT needed stops, and it got 13 consecutive to turn a 20-point, third-quarter deficit (42-22) into a 44-42

LADY VOLS INK NO. 9/8 SIGNING CLASS

- Tennessee women's basketball head coach Holly Warlick announced Nov. 14 that three student-athletes, including the No. 2-ranked player in the country, had inked National Letters of Intent during the early signing period to join the Lady Vol program for the 2019-20 season.
- Returning paperwork on the first day of the early signing period was the nation's consensus No. 1 guard and No. 2 overall player, 6-foot-1 Jordan Horston (Columbus, Ohio / Columbus Africentric Early College), as well as 6-5 center Tamari Key (Cary, N.C. / Cary H.S.) and 6-5 F/C Emily Saunders (Mullens, W.Va./Wyoming East H.S.). Like Horston, Key is a five-star recruit, according to espnW HoopGurlz, while Saunders is a four-star prospect, as rated by ProspectsNation.com.
- The Lady Vols' three-player class currently is ranked at No. 9 overall and No. 3 in the SEC by espnW HoopGurlz and No. 8 by ProspectsNation.com. It follows Tennessee's No. 1-ranked class in 2017 and a No. 4-rated group in 2018.

JORDAN HORSTON/6-1/G/COLUMBUS, OH

- No. 2 overall player, No. 1 guard, five-star recruit by espnW HoopGurlz
- Member of USA U17 National Team and MVP of FIBA U17 World Cup in 2018
- As a junior in 2017-18, she averaged 18.1 points, 5.8 rebounds, 4.5 assists, 5.1 steals and 1.7 blocks.

TAMARI KEY/6-5/C/CARY, NC

- No. 46 overall player, No. 9 post player, five-star recruit by espnW HoopGurlz
- Averaged 13.9 points, 11.2 rebounds, 5.5 blocks as a junior
- Averaged 15.0 points, 12.3 and 5.8 blocks as a sophomore

EMILY SAUNDERS/6-5/F-C/MULLENS, WV

- No. 88 overall player, No. 18 post player, four-star recruit by ProspectsNation.com
- WVSWA 1st-team AA All-State in 2017, 2018
- Averaged 11.6 points, 7.8 rebounds and 6.1 blocks per game as a junior



- lead en route to a 65-55 win over Stetson.
- At Oklahoma State, UT held OSU to four points in the opening 6:17 of the third quarter (while scoring 19) to turn a 40-43 deficit into a 59-46 lead. OSU ended up scoring only six points in that period to UT's 21.
- Tennessee has forced foes to turn the ball over 20 or more times in six of 12 games, most recently vs. Murray State.
- The Lady Vols have caused two opponents (Presbyterian, Florida A&M) to commit 30+ turnovers. The last time UT forced two or more 30+ turnover games by foes in a season was in 2014-15, when UT forced 30+ in games 2-4 (Oral Roberts, Winthrop, Tennessee State).
- UT has tallied 22 steals twice in a game this season -- vs. Presbyterian and Florida A&M. UT last posted two 20+ steals efforts in a season in 2014-15 (21-Oral Roberts, 21-Tenn. St.). The Lady Vols haven't had three 20+ steals games since 1997-98, when the 39-0 team had five.
- UT held UAB without points on 11 of its final 13 possessions in regulation to come from 12 down to force overtime at the Junkanoo Jam.
- Clemson led 60-58 with 6:10 to go in the fourth before the Lady Vols held the Tigers to six points the rest of the way while scoring 20 of their own.
- UT held Florida A&M to 18.6 percent shooting, the lowest since Arkansas shot 18.2 percent on Jan. 8, 2012, and the sixth lowest ever by a Lady Vols foe.
- The 31 points scored by FAMU was the sixth fewest ever allowed by Tennessee and the five fourth-period points by FAMU were third fewest in a quarter.

GOING ON RUNS/ALLOWING RUNS

- UT has put together 12 runs of 10 or more points this season, including two of 20+.
- The Lady Vols have recorded runs of 22 (STET, 3Q), 20 (FAMU, 1Q, 20-0 game-opening run), 16 (PC, 1Q/FAMU, 4Q), 13 (PC, 3Q/UNCA, 2Q/CU, 4Q/BEL, 2Q), 11 (UNCA, 1Q) and 10 (TEX, 2Q/ETSU, 3Q/BEL, 1Q) thus far.
- Tennessee has allowed only two double-digit runs this season. Stetson reeled off 17 straight (1Q-2Q), while Stanford had a 10-0 spree (2Q).

COMEBACKS/DEFICITS/TURNAROUNDS

- UT has trailed in nine of 12 games thus far, including -20 (7:16, 3Q) vs. Stetson, -15 (1:24, 2Q) vs. Stanford, -12 (7:41, 4Q) vs. UAB, -11 vs. Texas (:04, 1Q), -5 vs. Belmont (8:21, 1Q), -4 (6:20, 3Q) vs. Clemson, -3 (7:51, 1Q) vs. Presbyterian and Oklahoma State (9:46, 3Q) and -2 vs. Murray State (5:54, 1Q).
- The Lady Vols came back to win eight of the nine games they have trailed in 2018-19.
- They rallied from 15 points down in the second frame vs. Stanford and took a two-point lead in the third quarter before losing by 10.
- UT's fourth-quarter comebacks include: UAB, -12 (7:41, 4Q), Clemson, -2 (6:10, 4Q), Belmont, -1 (6:12, 4Q & 5:27, 4Q).
- The largest deficit (20) as well as first-half (17/2Q), halftime (16) and second-half (20/3Q) deficits overcome for a win during the Holly Warlick era came this season vs. Stetson on Dec. 5, 2018. UT trailed Stetson 42-22 with 7:16 to go in the third period. The second half deficit tied for the largest with the Jan. 3, 2009, game at Rutgers.
- The largest deficit (23) as well as first-half (23), half-time (20) and second-half deficit (20/18:17/2H) ever overcome for a victory by UT were vs. Rutgers (55-51) on Jan. 3, 2009. UT trailed, 31-8, with 2:15 to go in the first half. The second-half deficit was tied by UT being down 20 to Stetson this season.
- UT's second-biggest comeback of the Warlick era was vs. Gonzaga in Spokane, Wash., on March 28, 2015, with UT trailing by 17, 57-40, with 6:34 remaining in the NCAA Sweet 16.
- UT also rallied from 17-down for a 52-46 win over Virginia in the 1996 Elite Eight to reach the Final Four and win the Lady Vols' fourth NCAA title, giving UT two 17-point NCAA comeback victories.
- The biggest SEC first-half deficits overcome for wins in the Warlick era were 15 in the first half at Alabama (Feb. 2, 2014) and vs. LSU (March 7, 2014) in the SEC

- Tournament.
- Prior to this season, the largest home halftime deficit overcome (13) during Warlick era was vs. Notre Dame on Jan. 16, 2017
- The biggest road halftime deficit overcome (12) was at Middle Tenn. on Nov. 8, 2013.
- The largest positive home turnaround (30 points) of the Warlick era occurred when UT trailed Stetson by 20 in the second half and then won by 10.
- The largest positive road turnaround (25 points) of the Warlick era occurred when Alabama led Tennessee by 15 in the first half and then trailed UT by as many as 16 in the second half (31) en route to a 10-point UT win (25-point final overall turnaround).
- The largest negative turnaround game under Warlick came on Jan. 18, 2018, when #6/7 UT led #5/5 Notre Dame by 23 with 7:03 left in the second quarter, trailed by 16 with 15 seconds left (39) and wound up losing by 14 for a final 37-point reversal.
- In SEC play, the largest negative turnaround came on Jan. 19, 2017, when UT led by 17 in the first quarter and trailed by 23 in the fourth (40) before losing by 16 at Auburn for a 33-point turnaround.
- UT's largest margin of victory under Holly Warlick was 68 (110-42) vs. Lipscomb on Dec. 29, 2013.
- Tennessee's highest point total scored under Warlick was 131 vs. Troy on Dec. 6, 2017 (131-69).
- The largest margin of defeat during the Warlick era was 23 at #3/3 Baylor (53-76) on Dec. 18, 2012. That game also produced the worst halftime deficit in school history (25).
- The largest margin of defeat at home was 22 vs. Baylor (88-66, Dec. 4, 2016).
- The lowest point total in UT's modern day history came at home vs. Virginia Tech (43) on Dec. 6, 2015.
- The lowest point total by a foe during the Holly Warlick era was 34 by Central Arkansas on Nov. 30, 2017.
- UT's best-ever game-opening run (20-0) came vs. Florida A&M on Nov. 18, 2018.
- An opponents' best game-opening run (19-0) came on Jan. 22, 2007, vs. Duke in Knoxville.

UT TOP FOUR IN BOTH SEC POLLS

- Members of the media picked Tennessee to finish third in the SEC this season, ranking behind Mississippi State and South Carolina.
- The league's coaches predicted the Lady Vols to wind up fourth, finishing behind Mississippi State, South Carolina and Georgia.

UT'S PRESEASON ACCOLADES

- Sophomore guard/forward Renna Davis is on the Cheryl Miller Award and John R. Wooden Award Preseason Watch Lists and was an All-SEC First Team pick by the coaches and media.
- Sophomore point guard Evina Westbrook is on the Nancy Lieberman Award Preseason Watch List and was an All-SEC Second Team choice by the coaches.
- Both players are on the Women's Citizen Naismith Trophy Preseason Watch List.

LADY VOLS AT A GLANCE

- Tennessee returns three starters and six letterwinners from last season's 25-8 squad that advanced to the NCAA Second Round.
- After deploying the nation's No. 1 recruiting class as freshmen in 2017-18, the Lady Vols follow that by welcoming a No. 4-rated 2018-19 rookie collection.
- With four players in the freshman class and three in the sophomore group, Tennessee will feature seven members of its 10-player active roster (70 percent) playing their first or second year of college hoops.
- With five newcomers to the program (four freshmen, one graduate transfer), 45 percent of the Big Orange's roster are first-year members of the UT program.
- Among the 25 wins accumulated by the 2017-18 Lady Vols were triumphs over national powers South Carolina (twice), Texas and Stanford.
- The Big Orange women were 11-5 in league play a year ago and finished tied for fourth, just one game out of sole possession of second in the SEC standings (Mississippi State went undefeated and made it to the NCAA title game).
- The Lady Vols lost four letterwinners, including two

AN ELITE PROGRAM

100 Percent Graduation Rate
All-Time Winningest Women's Basketball Program In NCAA History
Eight NCAA National Championships
37 NCAA Tournament Appearances
18 NCAA Final Fours
34 NCAA Elite Eight Appearances
34 NCAA Sweet 16 Appearances
18 SEC Regular-Season Titles
17 SEC Tournament Championships
21 WBCA/Kodak All-Americans
14 U.S. Olympians
12 WBB Hall Of Fame Inductees
47 WNBA Players
42 WNBA Draft Picks
17 WNBA First-Round Picks
3 WNBA No. 1 Picks

THE WARLICK ERA

100 Percent Graduation Rate
6 NCAA Tournament Appearances
3 NCAA Elite Eight Appearances
4 NCAA Sweet 16 Appearances
2 SEC Regular-Season Titles
1 SEC Tournament Championship
11 WNBA Players
11 WNBA Draft Picks
2 WNBA First-Round Picks



LADY VOL OLYMPIANS

FACT: Every U.S. Olympic Team has had a Lady Vol on it.

COACHING STAFF

Pat Summitt

1976 Montreal
Player (Silver)
(UT Martin graduate)
1980 Moscow
Assistant Coach (Boycott)
1984 Los Angeles
Head Coach (Gold)

Nancy Darsch

1984 Los Angeles
Assistant Coach (Gold)
1994 Atlanta
Assistant Coach (Gold)

ATHLETES

Cindy Brogdon

1976 Montreal (Silver)

Tamika Catchings

2004 Athens (Gold)
2008 Beijing (Gold)
2012 London (Gold)
2016 Rio de Janeiro (Gold)

Daedra Charles

1992 Barcelona (Bronze)

Bridgette Gordon

1988 Seoul (Gold)

Lea Henry

1984 Los Angeles (Gold)

Chamique Holdscraw

2000 Sydney (Gold)

Kara Lawson

2008 Beijing (Gold)

Nikki McCray

1996 Atlanta (Gold)
2000 Sydney (Gold)

Carla McGhee

1996 Atlanta (Gold)

Cindy Noble

1980 Moscow (Boycott)
1984 Los Angeles (Gold)

Candace Parker

2008 Beijing (Gold)
2012 London (Gold)

Jill Rankin

1980 Moscow (Boycott)

Patricia Roberts

1976 Montreal (Silver)

Holly Warlick

1980 Moscow (Boycott)



All-SEC starters, the SEC 6th Woman of the Year and another player who was in 30 games a year ago.

THE RETURNEES

- Tennessee returns three starters in 6-2 sophomore forward Renna Davis (12.0 ppg., 7.6 rpg.), 6-0 sophomore point guard Evina Westbrook (8.4 ppg., 2.8 rpg., 4.3 app.) and 5-11 senior wing Meme Jackson (8.2 ppg., 4.2 rpg.).
- Davis is the Lady Vols' top returnee in scoring (12.0), rebounds (7.6) and steals (1.1).
- Top returning reserves include 6-3 redshirt senior forward Cheridene Green (4.1 ppg., 3.7 rpg.) and 6-4 sophomore center Kasiyahna Kushkituah (1.8 ppg., 1.4 rpg.).
- Davis and Westbrook started from day one a year ago and made the 2018 SEC All-Freshman Team.
- Jackson has started 52 games the past two seasons, leading UT in three-pointers (50) in 2017-18, while Kushkituah and Green played back-up roles and showed promising flashes as reserves a year ago.
- Also back is 6-3 junior center Kamera Harris, who is trying to earn minutes in the paint as well.

NO. 4-RANKED FRESHMAN CLASS

- Tennessee's 2018 signing class was ranked No. 4 by espnW HoopGurlz and ProspectsNation.com.
- Zaay Green (6-0 guard from Duncanville, Texas) is ranked No. 10 by ESPN and No. 26 by ProspectsNation. She is a McDonald's and Naismith All-American and was picked to play in the Jordan Brand Classic.
- Green hails from Duncanville (Texas) High School, the same prep alma mater as Lady Vol, WNBA and USA Basketball legend Tamika Catchings.
- Jazmine Massengill (6-0 point guard from Chattanooga) is ranked No. 11 by ProspectsNation and No. 25 by ESPN. She is a McDonald's All-American and was picked to play in the Jordan Brand Classic.
- Massengill is the first Lady Vol basketball player from Chattanooga.
- Mimi Collins (6-3 forward from Waldorf, Md.) is ranked No. 9 by ProspectsNation and No. 49 by ESPN. She is a McDonald's and Naismith All-American, a top-five finalist for the Naismith Girls' High School Player of the Year and was picked to play in the Jordan Brand Classic.
- Rae Burrell (6-1 wing from Las Vegas, Nev.) is rated No. 43 by ESPN and No. 119 by ProspectsNation. She was a two-time member of the American Family Insurance ALL-USA Nevada Girls Basketball Team and the 2018 Las Vegas Review-Journal Best of Nevada Preps Female Athlete of the Year.

GREAT G.A. ADDITION TO THE STAFF

- After the position was vacant last season, Holly Warlick filled her graduate assistant role with a former Lady Vol standout and team leader for 2018-19.
- Returning to Rocky Top is Nicky Anosike, a 6-4 center who was a four-year starter at UT from 2004-08 and helped the Lady Vols claim NCAA titles in 2007 and 2008.
- She was noted as a player who held, and insisted others hold, teammates accountable for their commitment and performance in practice and games.
- Anosike played in the WNBA (Minnesota/Washington/Los Angeles) from 2008-12 before embarking on a teaching career.
- Before returning to Knoxville, Anosike was teaching sixth grade world history and eighth grade U.S. history at Azalea Middle School in St. Petersburg, Fla.
- Head coach Holly Warlick, assistant Bridgette Gordon and Anosike all played at Tennessee, and all were part of NCAA title teams as players and/or coaches.

LADY VOLS SPORTING TALL ROSTER

- UT has only one player standing shorter than six-feet tall, and that is 5-11 senior wing Meme Jackson.
- This marks the third time in school history that the Lady Vols have sported 10 players standing six-feet tall or higher on a roster. The other occasions were in 2009-10 and 2014-15, when UT also had 10.
- The Lady Vols feature five players 6-3 or taller, marking the first time that has occurred during the Holly Warlick era and for the initial time since 2009-10.

- The only other times UT had five on the roster standing 6-3 or taller occurred in 2004-05 (6), 2005-06 (6), 2007-08 (5), 2008-09 (5) and 2009-10 (5).

HOOPS RUNS IN THE FAMILY

- Several Lady Vols had parents who played basketball in college.
- Rae Burrell's mom Ann (Barry) Burrell played at Nevada-Reno, where she averaged 10.6 rebounds per game one season and yanked down a school-record 25 in one contest. Dad John Burrell was a long jump All-American at UNR and cousin Evan Roquemore played basketball at Santa Clara from 2010-14.
- Mimi Collins' dad, Derwin "Tank" Collins played basketball at the University of New Orleans. In Collins' senior season, he led UNO in scoring with a 17.3 points per game average. UNO advanced to the 1991 NCAA Tournament but lost to Kansas, 55-49, in the opening round. To conclude his collegiate career, Tank was named the American South Conference Men's Basketball Player of the Year. After college Collins played in the Philippine Basketball Association for Presto Ice Cream.
- Zaay Green's mother (Yolanda Harris) was a four-year starter on the basketball team at Stephen F. Austin from 1994-97 and still holds the program's No. 6 all-time single-season steals total (87, 1996-97). Her father (Zoderick Green) was an All-America player at Central Oklahoma and still holds the school record for assists in a game with 17 vs. Tarleton State in 1995.
- Kasiyahna Kushkituah's uncle, Quennon Echols, played basketball at Murray State; and her God-uncle, Shareef Abdur-Rahim, is a retired NBA player who was a 2000 U.S. Olympic gold medalist and 2002 NBA All-Star.
- Jazmine Massengill's brother, C.J., played at the University of Tennessee at Chattanooga, and her cousin, Mariah Massengill, played basketball at Eastern Kentucky.
- Evina Westbrook's dad, James, played basketball at Oregon State.

ALWAYS A CHALLENGING SCHEDULE

- Tennessee's schedule features 17 of 29 contests against schools earning NCAA (13), WNIT (3) or WBI (1) berths last season.
- Among the marquee out-of-conference match-ups, the itinerary includes home games vs. Stanford (Dec. 18) and Notre Dame (Jan. 24) and a Dec. 9 contest at Texas.
- Combined with SEC showdowns at home vs. South Carolina and on the road at Mississippi State, the schedule provides Tennessee games against each of last year's NCAA finalists (Notre Dame and Mississippi State) and four of the nation's preseason top 10, according to Charlie Creme's ESPN.com Way-Too-Early Top 25.
- Among UT's opponents this season, Notre Dame (1st), Stanford (6th), Mississippi State (8th), Texas (10th), Missouri (11th), Georgia (13th), South Carolina (15th) and Texas A&M (22nd) are in Creme's Top 25.
- Tennessee has selected dates for a pair of games that bring attention to great causes.
- The Lady Vols will play host to the annual "We Back Pat" game on Jan. 21 vs. Arkansas.
- The contest, which is held in conjunction with the Southeastern Conference's We Back Pat Week observance, creates awareness and raises money for the fight against Alzheimer's disease.
- Women's basketball and Lady Vol coaching legend Pat Summitt saw her career and life cut short by the disease.
- UT also will host its "Live Pink, Bleed Orange" game on Jan. 27 when LSU comes to town, generating publicity and funds for the fight against breast cancer.
- Coaches Holly Warlick (UT) and Nikki Caldwell (LSU), who both played and coached at Tennessee, started an organization called Champions For A Cause that is involved in fund-raising, support and education projects.

HISTORIC UT-UCONN SERIES RENEWED

- The Naismith Memorial Basketball Hall of Fame an-

nounced on Aug. 14 the renewal of the Tennessee-UConn series, starting with the 2019-20 season.

- The teams consistently met from 1995-2007 but haven't played each other since. UConn leads the series, 13-9, but UT has won the last three meetings.
- Tennessee and UConn account for 19 National Championships, dozens of impact players in the WNBA and many of the sport's all-time greats.
- As part of the two-year series, UConn will host UT during the 2019-20 season (Jan. 23, 2020), with a portion of the proceeds benefitting the Pat Summitt Foundation and the Naismith Memorial Basketball Hall of Fame. In the 2020-21 season, the Lady Vols will host the Huskies in Knoxville (date to be determined), with a portion of the proceeds again benefitting the Pat Summitt Foundation and the Naismith Memorial Basketball Hall of Fame, as well as the Women's Basketball Hall of Fame.

BRAND NEW LOCKER ROOM

- On Sept. 7, UT celebrated the dedication of the Larry Pratt Locker Room Complex at Thompson-Boling Arena.
- Pratt is the same person for whom the Tennessee practice facility, Pratt Pavilion, is named.
- Pratt's lead commitment of \$2 million—coupled with other leadership gifts—enabled UT to finance the top-notch locker room facility entirely through private funds.
- The complex provides UT's basketball student-athletes very impressive headquarters during practices and games as well as for medical treatment, film sessions and other team-oriented functions.
- The project, which involved demolition of the old infrastructure and a complete rebuild of that space, resulted in brand-new dressing, meeting and film rooms for both teams and a state-of-the-art sports medicine area. The upgrades certainly enhance the experiences of current Vols and Lady Vols, but they also provide an impressive showpiece during the recruiting process.

SIX MCDONALD'S A-AS ON ROSTER

- Tennessee has six McDonald's All-Americans on its 2018-19 roster, which is the same number as it had a year ago.
- Those players are sophomores Renna Davis, Kasiyahna Kushkituah and Evina Westbrook, and freshmen Mimi Collins, Rae Burrell and Zaay Green.
- 2017 was the first time an entire Lady Vol signing class consisted only of McDonald's All-Americans.
- Tennessee now has had 34 McDonald's All-Americans on its rosters through the years.
- Holly Warlick has signed 12 McDonald's All-Americans as head coach and added another via transfer for 13 total in her seventh season as head coach.

BACK-TO-BACK TOP-FOUR SIGNING CLASSES

- Tennessee welcomed back to back top-four signing classes in 2017 (No. 1) and 2018 (No. 4), according to the espnW HoopGurlz rankings.
- These are the best back-to-back recruiting classes of the Holly Warlick era.
- The 2017 group included Evina Westbrook, Anastasia Hayes, Renna Davis and Kasiyahna Kushkituah, while the 2018 collection included Zaay Green, Jazmine Massengill, Rae Burrell and Mimi Collins.
- They are UT's first back-to-back top-five groups since the No. 5 2012 unit (Bashaara Graves, Andraya Carter and Jasmine Jones) signed in Pat Summitt's final season and a No. 3 2013 group (Mercedes Russell, Jannah Tucker, Jordan Reynolds).
- Tennessee is restocking its roster after its 2015 (No. 13) and 2016 (no ranking) classes weren't up to typical program standards.

WARLICK VS. THE LADY VOL FAMILY

- Against teams with former Lady Vol players and/or staffers, Holly Warlick is 35-14, including 0-3 vs. Alabama (Brian Johnson), 1-0 vs. Alcorn State (Tonya Edwards), 1-0 vs. Appalachian State (Angel Elderkin), 1-0 vs. Florida (Sarah Wilkinson), 6-3 vs. Kentucky (Matthew Mitchell, Shalon Pillow, Kyra Elzy, Niya Butts, Amber Smith), 2-0 vs. Lipscomb (Greg

- Brown), 5-3 vs. LSU (Nikki [Caldwell] Fargas, Tasha Butts, Mickie DeMoss), 1-0 vs. Middle Tennessee (Alex Fuller), 2-0 vs. North Carolina (Sylvia Hatchell), 5-1 vs. Ole Miss (Dustin Edwards, Alex Fuller Simmons), 5-4 vs. South Carolina (Jollette Law, Nikki McCray-Penson), 4-0 vs. Vanderbilt (Carolyn Peck) and 2-0 vs. Wichita State (Jody Adams, Bridgette Gordon).
- Against teams with former Lady Vols on staff, Warlick is 20-9, including 5-2 vs. LSU (Nikki [Caldwell] Fargas, Tasha Butts), 3-3 vs. South Carolina (Nikki McCray-Penson), 1-0 vs. Middle Tennessee (Alex Fuller), 5-1 vs. Ole Miss (Alex Fuller Simmons), 1-0 vs. Alcorn State (Tonya Edwards), 2-0 vs. Wichita State (Jody Adams, Bridgette Gordon) and 3-2 vs. Ky. (Shalon Pillow, Kyra Elzy, Niya Butts).
- Against teams with former Tennessee staff members coaching, Warlick is 22-10, including 0-3 vs. Alabama (Brian Johnson), 1-0 vs. Appalachian State (Angel Elderkin), 1-0 vs. Kentucky (Sarah Wilkinson), 6-3 vs. Ky. (Matthew Mitchell, Kyra Elzy, Amber Smith), 2-0 vs. Lipscomb (Greg Brown), 5-2 vs. LSU (Nikki [Caldwell] Fargas, Tasha Butts, Mickie DeMoss), 2-0 vs. North Carolina (Sylvia Hatchell), 2-1 vs. South Carolina (Jollette Law) and 4-0 Vanderbilt (Carolyn Peck).
- Against former Lady Vols as head coaches, Warlick is 9-3, including 5-3 vs. Nikki [Caldwell] Fargas (LSU), 1-0 vs. Tonya Edwards (Alcorn St.) and 2-0 vs. Jody Adams (Wichita State).

GRAD. TRANSFER FROM "DOWN UNDER"

- Tennessee's fifth newcomer on the squad is graduate transfer Lou Brown, who came from Washington State and hails from Melbourne, Australia.
- Brown, unfortunately, suffered a torn ACL in her right knee during preseason practice and is out for the year. UT will apply for a sixth season of eligibility.
- She is UT's second-ever international player, following in the footsteps of teammate Cheridene Green, a native of London, England.
- Brown averaged 6.4 points, 6.0 rebounds and knocked down 29 three-pointers while starting 23 of 28 games as a redshirt junior a year ago for the Cougars.
- For her career, she tallied 529 points, 167 rebounds, 106 assists, 88 steals, 80 three-pointers and 66 blocks while drawing 71 starts in 95 contests.
- Before an injury sidelined her after seven games as a junior in 2016-17, Brown was averaging 10.4 points and 6.9 rebounds, posting career bests in points (16 vs. Nebraska) and rebounds (16 vs. Oklahoma State).
- Brown was ranked No. 2 by ProspectsNation.com among international high school recruits in 2014.
- Aussie Basketball USA founder Samantha Tomlinson played college basketball at Troy University alongside UT director of recruiting operations and player personnel Heather Ervin and was coached by (then) Troy assistant Sharrona Reaves, who is now the recruiting coordinator and an assistant coach for the Lady Vols.

LOOKING BACK TO 2017-18...

LADY VOLS WIND UP NO. 12 IN AP POLL

- Tennessee finished the 2017-18 season with a 25-8 overall record.
- UT ended up in four-way tie for fourth place in SEC standings at 11-5, one game out of second.
- If UT had won one more game, it would have owned the tie breaker over both South Carolina and Georgia (who tied for second) and would have been the No. 2 seed in the SEC Tournament.
- The Lady Vols finished ranked No. 12 in the AP Poll and No. 17 in the USA Today Coaches Poll (end of regular season).
- Tennessee did so after returning only two starters from the year before and only four players with significant experience while featuring three freshmen among its top five players.
- It marked Holly Warlick's fourth 25-win season (27 - 2013, 29 - 2014, 30 - 2015, 25 - 2018) after winning 22 in 2016 and 20 in 2017.
- UT finished 7-6 vs. ranked teams and 18-2 vs. un-

LADY VOLS IN THE WNBA

DURING THE 2018 SEASON

DIAMOND DESHIELDS

2018 Chicago Sky
2018 WNBA All-Rookie Team

ISABELLE HARRISON

2015-16 Phoenix Mercury
2017 San Antonio Stars
2018 Las Vegas Aces (Inj. Reserve)

GLORY JOHNSON

2012-15 Tulsa Shock
2016-present Dallas Wings
2-time WNBA All-Star
2012 WNBA All-Rookie Team

JAIME NARED

2018 Las Vegas Aces

CANDACE PARKER

2008-present Los Angeles Sparks
2016 WNBA Champion
2016 WNBA Finals MVP
2008 & 2013 WNBA MVP
2013 WNBA All-Star Game MVP
5-time WNBA All-Star
5-time All-WNBA First Team
3-time All-WNBA Second Team
2-time All-Defensive Second Team
2008 WNBA Rookie of the Year/
All-Rookie Team
WNBA Top 20 @ 20

MERCEDES RUSSELL

2018 New York Liberty
2018 Seattle Storm
2018 WNBA Champions

SHEKINNA STRICKLEN

2012-14 Seattle Storm
2015-present Connecticut Sun



WNBA BY THE NUMBERS

47

All-time WNBA players who played collegiately at Tennessee

42

WNBA draft picks, including 16 first-round selections

3

No. 1 overall picks:

11

WNBA draft picks for the Lady Vols during the Holly Warlick coaching era, including two first-round selections

Isabelle Harrison
2015, Phoenix

Diamond DeShields
2018, Chicago

STATISTICAL RANKINGS

SELECT TEAM CATEGORIES

STAT	NCAA	SEC	VALUE
Asst./TO Ratio	109	9	0.94
Asst. Per Game	75	3	15.5
Blocks Per Game	99	7	3.8
Fewest Fouls	240	10	225
Fewest Turnovers	195	9	198
Field Goal % Pct.	43	4	44.7
Field Goal % Def	149	9	38.8
Free Throw Atts.	25	7	266
Free Throws Made	38	8	179
Free Throw %	205	10	67.3
Off. Reb. Per Gm.	15	2	17
Per. Fouls Per Gm.	251	13	18.8
Rebound Margin	11	2	11.9
Rebounds Per Gm.	11	2	45.42
Scoring Defense	174	10	64.2
Scoring Margin	29	4	18.6
Scoring Offense	15	2	82.8
Steals	39	4	130
Steals Per Game	41	3	10.8
3-Pt FG %	67	5	34.9
Turnover Margin	52	6	4.08
Turnovers Forced	47	4	20.58
Turnovers Per Gm.	190	12	16.5
Won-Lost %	19	4	91.7

SELECT IND. CATEGORIES (TOP 100)

STAT	NCAA	SEC	VALUE
Assists			
Evina Westbrook	37	4	65
Asst. Per Game			
Evina Westbrook	39	3	5.4
Free Throw Atts.			
Evina Westbrook	51	4	68
Free Throws Made			
Evina Westbrook	95	4	45
3-Pt. FGs Att.			
Meme Jackson	86	4	83
3-Pt. FGs Made			
Meme Jackson	76	7	31
3-Pt. FGs Per Gm.			
Meme Jackson	85	5	2.58



ranked teams this season (LSU was later ranked and made the NCAA Tournament).

- Tennessee had quality wins over #2/4 Texas, #7/6 South Carolina, #9/8 South Carolina, 14/12 Texas A&M, #18/24 Stanford, #18/18 Georgia and #20/20 Marquette.
- The Lady Vols had been predicted to finish fourth by the media and fifth by the coaches in the SEC standings.

TENNESSEE EARNS 37TH TOURNEY BID

- As the only program to appear in every NCAA Tournament, the Tennessee women's basketball team was selected to the postseason for the 37th time last season, advancing to the second round.
- The No. 3 seed Lady Vols defeated the 14th-seeded Liberty Flames, 100-60, in the first round of the Lexington Regional at home in Knoxville on March 16, 2018.
- Rennia Davis led UT (25-7) with 18 points and 11 rebounds, marking her ninth career double-double and tying her with Tamika Catchings for the fifth most double-doubles ever recorded by a UT freshman. Redshirt junior Cheridene Green also posted a double-double, the second of her career, with 15 points and 12 rebounds.
- Tennessee's season came to an end in the second round, falling to the No. 6 seed #13/12 Oregon State Beavers in Knoxville, 66-59, on March 18.
- It marked UT's first-ever NCAA loss at home.
- Senior Mercedes Russell closed out her UT career with a double-double of 21 points and 14 rebounds in 38 minutes.
- Russell's double-double pushed her past Candace Parker into second place in career double-doubles with 46. She finished as UT's all-time leader for a senior with 16 in 2017-18.

UT POSTS 35TH 25-WIN SEASON

- With its win over Liberty in the NCAA Tournament, Tennessee achieved its 25th victory of the year, marking the 35th season the Lady Vols have reached that win total.
- It marked the fourth 25-win campaign under Holly Warlick, with the Lady Vols last achieving that total during a 30-6 season in 2014-15.
- The Lady Vols hit the 20-win mark for the 42nd consecutive season on Feb. 8, 2018, winning at Arkansas, 90-85.

LONG DISTANCE THREATS

- Tennessee returns 64.6 percent (102) of its 158 three-pointers made a year ago.
- Meme Jackson led UT in that category, knocking down 50 as a junior.
- Other returning long-range threats include sophomores Evina Westbrook and Rennia Davis, who made 27 and 25, respectively, a year ago.
- Tennessee welcomes graduate transfer Lou Brown, who nailed 29 treys last season at Washington State. Due to injury, however, she will sit out 2018-19.
- UT also could get help from freshmen Zaay Green, Jazmine Massengill, Rae Burrell and Mimi Collins.
- Departing players Jaime Nared (27), Kortney Dunbar (19) and Anastasia Hayes (10) made a collective 56 three-balls in 2017-18.

UT SAYS GOODBYE TO FOUR PLAYERS

- Tennessee lost four players from last year's squad.
- The Lady Vols lost their top two scorers in 6-2 forward Jaime Nared (16.7 ppg.) and 6-6 center Mercedes Russell (15.3 ppg.) to graduation and the WNBA.
- Russell (9.2 rpg.) and Nared (7.4 rpg.) also were the team's top and third-leading rebounders, respectively.
- Russell and Nared were All-SEC First Team Selections and WBCA Honorable Mention All-Americans, and Nared also earned AP H.M. All-America.
- Another graduate was Kortney Dunbar, who played about nine minutes per game and was a three-point shooting specialist, knocking down 19 treys in 2017-18 and 69 for her career.
- Anastasia Hayes, who averaged 9.3 ppg., 3.5 apg. and 2.5 rpg. en route to SEC 6th Woman of the Year accolades as a freshman last season, was dismissed from the program due to a violation of team rules on Aug. 31.

RUSSELL JOINS ELITE COMPANY

- Redshirt senior Mercedes Russell became just the sixth Lady Vol to ever record 1,500 points and 1,000 rebounds in a career, finishing with 1,597 and 1,085 to wind up 16th

and third, respectively, on UT's career lists.

- The 6-foot-6 center was UT's top rebounder (9.2) and second-highest scorer (15.3) as a senior and shot .583 from the field to pace the team.
- Russell set the record for most double-doubles in a season by a Lady Vol senior at 16 after setting a junior record with 19 in 2016-17.
- She posted the second-most career double-doubles at UT (46), finishing behind only Chamique Holdsclaw (57).
- Her 8.0 career rebound average is sixth all-time at UT, while her 9.2 season average was fifth among seniors.
- Russell's 15.3 ppg. average as a senior was the sixth highest ever by a true Lady Vol center.
- She finished fifth at UT in career FG pct. (.570) and ninth for a season at UT and 21st nationally (.583).
- She tallied 195 career blocked shots to wind up fifth all-time at Tennessee in that statistical category.
- Russell started her last 69 games at UT and 101 of 136 total contests as a Lady Vol.

NARED LEAVES MARK AT UT

- Senior Jaime Nared led Tennessee in scoring at 16.7 points per game and was third in rebounding at 7.4.
- Her team-leading 16.7 ppg. average ranks eighth all-time for a Lady Vol senior.
- She also led the team in free throw percentage (.820) and steals (73) as a senior.
- She finished her career with 1,460 points and 722 rebounds, winding up No. 26 among UT's 45 all-time 1,000-point scorers.
- Nared finished second on all-time UT season lists for free throws made (169) and free throws attempted (206).
- She wound up fifth on Lady Vol career lists for free throws made (429) and free throw pct. (.827, 429-519).
- Her 10 double-doubles last season ranked her No. 7 among all Lady Vol seniors and her 19 over four seasons put her at No. 19.

FIVE LADY VOLS EARN SEC HONORS

- Seniors Jaime Nared and Mercedes Russell were named to the eight-player All-SEC First Team, freshman Anastasia Hayes was chosen as 6th Woman of the Year and her classmates Rennia Davis and Evina Westbrook were selected for the eight-person SEC All-Freshman Team.
- Nared and Russell picked up Coaches All-SEC accolades for the second time in their careers, but they made the first team in 2018 after earning second-team honors a year ago. It marked the fourth time during the Holly Warlick era UT had two on the coaches' first team. Ciera Burdick and Isabelle Harrison had that distinction in 2015, while Meighan Simmons and Harrison made the cut in 2014 and Simmons and Bashaara Graves did so in 2013.
- Hayes is Tennessee's second-ever 6th Woman of the Year, following in the footsteps of Alyssia Brewer in 2010. Davis and Westbrook, meanwhile, are the fourth and fifth members of the SEC All-Freshman Team during the past six seasons. It marked the seventh time in history UT has had two players on that squad in the same year.
- Nared and Russell were AP All-SEC Second Team selections this year.

NAT'L HONORS FOR TWO LADY VOLS

- Seniors Mercedes Russell and Jaime Nared earned recognition from two national organizations for their senior-year efforts.
- Nared was an AP Honorable Mention All-American, a WBCA Honorable Mention All-American and made the WBCA All-Region 2 Team.
- Russell was a WBCA Honorable Mention All-American and made the WBCA All-Region 2 Team.

FRESHMEN MAKE IMMEDIATE IMPACT

- SEC All-Freshman guard/forward Rennia Davis became the 15th Lady Vol (adding redshirt freshman Candace Parker makes her 16th) to score in double figures during her first year as a Lady Vol.
- Davis averaged 12.0 points and 7.6 rebounds as a freshman, starting 32 of 33 games.
- She notched nine double-doubles to tie Tamika Catchings for fifth-most double-doubles recorded by a Lady

- Vol freshman. Tennessee players ahead of her on the list are Chamique Holdsclaw (16), Sheila Frost (11), Bashaara Graves (10) and Candace Parker (10).
- Davis finished sixth in rebounds per game all-time by any Lady Vol freshman at 7.6.
 - She ranked No. 11 in rebounding in the SEC as a rookie, including second among freshmen.
 - SEC All-Freshman point guard Evina Westbrook averaged 8.4 points, 4.3 assists and 2.8 rebounds while starting all 33 games as a rookie.
 - Her 4.3 assists per game average was the No. 2 all-time mark by a UT freshman.
 - Westbrook's 143 assists also were the second-most ever by a Lady Vol rookie.
 - SEC 6th Woman of the Year Anastasia Hayes finished with averages of 9.3 ppg. and 3.5 apg.
 - She was UT's first player off the bench on 27 occasions and scored in double figures 18 times.
 - Her 3.5 assists per game average edged her coach and Lady Vol legend Holly Warlick (3.4 apg) for fourth place all-time by a Lady Vol freshman.

THREE LADY VOLS GO IN WNBA DRAFT

- The Tennessee women's basketball program added to its impressive list of players advancing to the professional ranks, as three former Lady Vol standouts were selected in the 2018 WNBA Draft 2018.
- The Chicago Sky took Diamond DeShields (2015-17) with the third overall pick in the first round, UT's highest draftee since Shekinna Stricklen went second to the Seattle Storm in 2012.
- Jaime Nared (2014-18) was the second LVFL chosen, selected by the Las Vegas Aces with the 13th overall pick and first selection of the second round.
- Mercedes Russell (2013-18) was the third Big Orange product to hear her name called, going to the New York Liberty with the 22nd overall pick in the second round.
- All time, 42 Lady Vols have been taken in the WNBA Draft, including 11 during the Holly Warlick era.
- The eight previous Lady Vols taken during Warlick's six years include: the duo of Jordan Reynolds (2nd Rd., 19th pick, Atlanta) and Schaquilla Nunn (3rd Rd., 25th pick, San Antonio) in 2017; Bashaara Graves (2nd Rd., 22nd pick, Minnesota) in 2016; the trio of Isabelle Harrison (1st Rd., 12th pick, Phoenix), Cierra Burdick (2nd Rd., 14th pick, Los Angeles) and Ariel Massengale (3rd Rd., 29th pick, Atlanta) in 2015; Meighan Simmons in 2014 (3rd Rd., 26th pick, New York); and Kamiko Williams in 2013 (2nd Rd. 15th pick, New York).



DOUBLE-DOUBLES & TRIPLE-DOUBLES

[NOTE: Season - 2 or more double-doubles | Career - 5 or more double-doubles]

SEASON LEADERS

FRESHMEN

Holdsclaw, Chamique 16
Frost, Sheila 11
Graves, Bashaara 10
Parker, Candace 10
Davis, Rennia 9
Catchings, Tamika 9
Horton, Karla 7
Johnson, Tiffani 6
Johnson, Glory 5
Gordon, Bridgette 4
Morton, Karen 4
Anosike, Nicky 3
Ostrowski, Mary 3
Snow, Michelle 3
Cain, Kelley 2
Brewer, Alyssia 2
Stricklen, Shekinna 2
Ely, Shyra 2
Evans, Peggy 2
Groover, Debbie 2
Thompson, Pashen 2

SOPHOMORES

Parker, Candace 21
Holdsclaw, Chamique 16
Russell, Mercedes 11
Ostrowski, Mary 11
Groover, Debbie 10
Horton, Karla 10
Gordon, Bridgette 9
Catchings, Tamika 8
Ward, Vonda 8

Harrison, Isabelle 6
Towns, Paula 6
Burdick, Cierra 5
Johnson, Glory 5
Ely, Shyra 5
Evans, Peggy 5
Haave, Tanya 5
Jackson, Gwen 5
Cain, Kelley 4
Charles, Daedra 4
Ely, Cindy 4
Johnson, Dana 4
Shekinna, Stricklen 4
Davis, Rennia 3
Baugh, Vicki 3
Freeman, Valerie 3
Frost, Sheila 3
Manning, Alicia 3
Noble, Cindy 3
Randall, Semeka 3
Snow, Michelle 3
Graves, Bashaara 3
Brewer, Alyssia 2
DeShields, Diamond 2

JUNIORS

Russell, Mercedes 19
Harrison, Isabelle 18
Holdsclaw, Chamique 16
Parker, Candace 14
Charles, Daedra 13
Johnson, Glory 12
Noble, Cindy 11
Stricklen, Stricklen 11

Johnson, Tiffani 9
Ostrowski, Mary 9
Nared, Jaime 8
Graves, Bashaara 8
Catchings, Tamika 8
Ely, Shyra 8
Frost, Sheila 8
Haave, Tanya 8
McCray, Nikki 8
Thompson, Pashen 8
Burdick, Cierra 6
Jackson, Gwen 6
Johnson, Dana 6
DeShields, Diamond 5
Groover, Debbie 5
Horton, Karla 5
Snow, Michelle 5
Ward, Vonda 5
Brogdon, Cindy 5
Fluker, Ty'asha 3
Towns, Paula 3
Butts, Tasha 3
Green, Cheridene 2
Moore, Nia 2
Massengale, Ariel 2
Gordon, Bridgette 2
Cain, Kelley 2

SENIORS

Russell, Mercedes 16
Collins, Shelia 14
Harrison, Lisa 14
Johnson, Glory 14
Charles, Daedra 13

Ostrowski, Mary 12
Nared, Jaime 10
Burdick, Cierra 9
Holdsclaw, Chamique 9
Johnson, Dana 9
Webb, Lisa 9
Frost, Sheila 8
Graves, Bashaara 8
Rankin, Jill 8
Harrison, Isabelle 7
Catchings, Tamika 7
Ely, Shyra 7
Anosike, Nicky 6
Gordon, Bridgette 6
Jackson, Gwen 6
Noble, Cindy 6
Stricklen, Shekinna 5
Baugh, Vicki 4
Thompson, Pashen 4
Butts, Tasha 3
Fuller, Alex 3
Groover, Debbie 3
Nunn, Schaquilla 2
Reynolds, Jordan 2
Robinson, Ashley 2
Snow, Michelle 2
Williams, Kamiko 2

CAREER LEADERS

Holdsclaw, Chamique 57
Russell, Mercedes 46
Parker, Candace 45
Johnson, Glory 36
Ostrowski, Mary 35

Catchings, Tamika 32
Harrison, Isabelle 31
Charles, Daedra 30
Frost, Sheila 30
Graves, Bashaara 29
Ely, Shyra 22
Horton, Karla 22
Stricklen, Shekinna 22
Burdick, Cierra 21
Gordon, Bridgette 21
Johnson, Dana 20
Groover, Debbie 20
Noble, Cindy 20
Nared, Jaime 19
Jackson, Gwen 18
Harrison, Lisa 17
Johnson, Tiffani 17
Collins, Shelia 15
Thompson, Pashen 15
Ward, Vonda 15
Haave, Tanya 14
Snow, Michelle 13
Davis, Rennia 12
Anosike, Nicky 11
Webb, Lisa 11
McCray, Nikki 10
Towns, Paula 10
Evans, Peggy 9
Rankin, Jill 8
Cain, Kelley 8
DeShields, Diamond 7
Randall, Semeka 7
Butts, Tasha 6
Brogdon, Cindy 5

POINTS/ASSISTS DD

▲ POINTS AND ASSISTS DD

Massengale, Ariel 3
Reynolds, Jordan 2
Clower, Susan 1
Henry, Lea 1
Hornbuckle, Alexis 1
Marciniak, Michelle 1
Marsh, Dawn 1
McGhee, Carla 1
Middleton, Alexa 1
Simmons, Meighan 1
Stricklen, Shekinna 1
Warlick, Holly 1
Westbrook, Evina 1
Zolman, Shanna 1

TRIPLE-DOUBLES

Reynolds, Jordan 1 (16-17)
Stricklen, Shekinna 1 (09-10)
Collins, Shelia 1 (84-85)

NOTE: Cheridene Green has one double-double as a senior and has three for her career through the Presbyterian game on 11/11/18...Rennia Davis has one as a sophomore and 10 for her career...Kasiyahna Kushkituah has one as a sophomore and one for her career (through UAB game).

THE LAST TIME

LAST TIME A TENNESSEE PLAYER...

Scored 30 points	Dec. 9, 2018 vs. Texas, Meme Jackson, 33, (UT 88, TEX 82)
Scored 40 points	Mar. 3, 1985 vs. Ole Miss, Shelia Collins, 40, (UT 79, UM 71)
Scored 50 points	Nov. 13, 1976 vs. Kentucky, Patricia Roberts, 51, (UT 107, UK 53)
Had 20 rebounds	Mar. 19, 2012 vs. DePaul, Glory Johnson, 21, (UT 63, DU 48)
Had 25 rebounds	Never
Had 10 assists	Dec. 18, 2018 vs. Stanford, Evina Westbrook, 10, (SU 95, UT 85)
Had 15 assists	Mar. 6, 1988 vs. Georgia, Dawn Marsh, 18, (UT 82, UG 76)
Had 7 blocks	Jan. 3, 2013 at South Carolina, Isabelle Harrison, 7, (UT 73, SC 53)
Had 10 blocks	Feb. 22, 2010 vs. LSU, Kelley Cain, 12, (UT 70, LSU 61)
Had 7 steals	Nov. 11, 2018 vs. Presbyterian, Evina Westbrook, 7, (UT 97, PC 49)
Had 10 steals	Jan. 14, 1996 at Kentucky, Michelle Marciniak, 11, (UT 60, UK 45)
Made 5+ three-pointers	Dec. 21, 2018 vs. ETSU, Meme Jackson, 7, (UT 80, ETSU 61)
Made 8 three-pointers	Mar. 1, 2015 vs. Vanderbilt, Ariel Massengale, 8, (UT 79, VU 49)
Made 10 three-pointers	Never
No Lady Vol scored in double figures	Mar. 29, 2002 vs. Connecticut (UCONN 79, UT 56)
Eight Lady Vols in double-figure scoring	Nov. 29, 2002 vs. Puerto Rico-Mayaguez (UT 136, PRM 26)
Seven Lady Vols in double-figure scoring	Dec. 28, 2018 vs. Murray St. (UT 98, MSU 77)
Six Lady Vols in double-figure scoring	Dec. 28, 2018 vs. Murray St. (UT 98, MSU 77)
Five Lady Vols in double-figure scoring	Dec. 28, 2018 vs. Murray St. (UT 98, MSU 77)
Four Lady Vols with double-digit rebounds	Feb. 22, 2018 vs. Florida (UT 70, UF 42)
Three Lady Vols with double-digit rebounds	Dec. 17, 2017 vs. Long Beach St. (UT 901, LBSU 61)
Three Lady Vols with 20+ points	Dec. 29, 2016 vs. UNC Wilmington (UT 90, UNCW 54)
Four Lady Vols with double-doubles	Nov. 14, 2014 vs. Penn (UT 97, UP 52)
Three Lady Vols with double-doubles	Dec. 6, 2017 vs. Troy (UT 131, Troy 69)
Had a triple-double	Dec. 29, 2016 vs. UNC Wilm., Jordan Reynolds, 11 pts, 14 rebs, 10 asts (UT 90, UNCW 54)

LAST TIME TENNESSEE...

Scored 100 points	March 16, 2018 vs. Liberty (UT 100, LU 60)
Scored 90 points	Dec. 28, 2018 vs. Murray St. (UT 98, MSU 77)
Scored 60 points or less	March 18, 2018 vs. Oregon State (OSU 66, UT 59)
Scored 50 points or less	March 5, 2016 vs. Mississippi State (MSU 58, UT 48)
Scored 40 points or less	Feb. 19, 1972 at UNC Greensboro (UNCG 51, UT 36)
Shot 60 percent FG	March 16, 2018 vs. Liberty, .617 (37-60), (UT 100, LU 60)
Shot 55 percent FG	March 16, 2018 vs. Liberty, .617 (37-60), (UT 100, LU 60)
Shot 40 percent FG or lower	Dec. 18, 2018 vs. Stanford, .400 (30-75), (SU 95, UT 85)
Shot 30 percent FG or lower	March 2, 2018 vs. South Carolina, .267 (23-86), (USC 73, UT 62)
Shot 25 percent FG or lower	Dec. 14, 2010 at Baylor, .250 (18-72), (BU 65, UT 54)
Won 20 games in a row	Dec. 19, 2010-Mar. 28, 2011 25-game streak
Won 15 games in a row	Nov. 12, 2017-Jan. 11, 2018, 15-game streak
Won 10 games in a row	Nov. 12, 2017-Jan. 11, 2018, 15-game streak
Lost 3 games in a row	Feb. 5, 1986-Feb. 10, 1986, 3-game streak
Lost 5 games in a row	Jan. 28, 1970-Jan. 22, 1971, 5-game streak
Won 60 home games in a row	Feb. 2, 1991-Jan. 6, 1996, 69-game streak
Won 50 home games in a row	Feb. 2, 1991-Jan. 6, 1996, 69-game streak
Won 40 home games in a row	Feb. 22, 2009-Feb. 2, 2012, 45-game streak
Won 10 road games in a row	Jan. 2, 2008-Dec. 14, 2008, 19-game streak
Won 15 road games in a row	Jan. 23, 2000-Jan. 27, 2002, 26-game streak
Won 20 road games in a row	Jan. 23, 2000-Jan. 27, 2002, 26-game streak
Won 25 road games in a row	Jan. 23, 2000-Jan. 27, 2002, 26-game streak
Lost 3 road games in a row	Nov. 20, 2016-Dec. 11, 2016, 3-game streak
Lost 5 road games in a row	Jan. 14, 2016-Feb. 7, 2016, 5-game streak
Gave up 100 points	Mar. 6, 1987 vs. Auburn (AU 102, UT 96)
Gave up 90 points	Dec. 18, 2018 vs. Stanford (SU 95, UT 85)
Gave up 60 points or less	Dec. 5, 2018 vs. Stetson (UT 65, SU 55)
Gave up 50 points or less	Nov. 18, 2018 vs. Florida A&M (UT 96, FAMU 31)
Gave up 40 points or less	Nov. 18, 2018 vs. Florida A&M (UT 96, FAMU 31)
Defeated Top 5 Team At Home	Dec. 10, 2017 vs. #3/2 Texas (UT 82, TEX 75)
Defeated Top 5 Team On The Road	Feb. 26, 2017, at #3/2 Mississippi State (UT 82, MSU 64)
Defeated Top 10 Team At Home	Feb. 25, 2018 vs. #7/6 South Carolina (UT 65, USC 46)
Defeated Top 10 Team On The Road	Jan. 14, 2018, at #9/8 South Carolina (UT 86, USC 70)
Lost To An Unranked Team	Feb. 15, 2018 vs. Alabama, (UA 72, UT 63)

LAST TIME AN OPPOSING PLAYER...

Scored 30 points	Dec. 18, 2018, DiJonai Carrington, Stanford, 33 (SU 95, UT 85)
Scored 40 points	Dec. 20, 2011, Nneka Ogumike, Stanford, 42 (SU 97, UT 80)
Scored 50 points	Never
Had 20 rebounds	Dec. 21, 2013, Chiney Ogumike, Stanford, 20 (SU 76, UT 70)
Had 25 rebounds	Never
Had 10 assists	Feb. 12, 2017, Curtyce Knox, Texas A&M, 10 (TAMU 61, UT 59)
Had 15 assists	Never
Made 5+ three-pointers	Nov 24, 2018, Rachael Childress, UAB, 5, (UT 73, UAB 69 OT)
Made 8 three-pointers	Dec. 21, 1992, Molly Goodenbour, Stanford, 9, (UT 84, SU 79)
Made 10 three-pointers	Never
No opposing player scored in double figures	Nov. 18, 2018 vs. Florida A&M (UT 96, FAMU 31)

LAST TIME AN OPPONENT...

Shot 60 percent FG	Nov. 25, 2004, Texas, .604 (29-48), (TX 74, UT 59)
Shot 55 percent FG	Dec. 18, 2018, Stanford, .550 (33-60), (SU 95, UT 85)
Shot 50 percent FG	Dec. 18, 2018, Stanford, .550 (33-60), (SU 95, UT 85)
Shot 40 percent FG or lower	Dec. 21, 2018 vs. ETSU, .313 (21-67), (UT 80, ETSU 61)
Shot 30 percent FG or lower	Nov. 18, 2018 vs. Florida A&M, .186 (11-59), (UT 96, FAMU 31)
Shot 20 percent FG or lower	Nov. 18, 2018 vs. Florida A&M, .186 (11-59), (UT 96, FAMU 31)



2018-19 PLAYER HONORS

RENNIA DAVIS

- Junkanoo Jam MVP / All-Tournament Team
- TSWA Player of the Week (11/27/18)
- SEC Preseason Media All-SEC First Team
- Women's Citizen Naismith Trophy Preseason Watch List
- John R. Wooden Award Preseason Watch List
- Cheryl Miller Award Preseason Watch List

ZAAZ GREEN

- SEC Freshman of the Week (12/4/18)

MEME JACKSON

- Junkanoo Jam All-Tournament Team

EVINA WESTBROOK

- SEC Player of the Week (12/11/18)
- TSWA Player of the Week (12/11/18)
- Coll. Sports Madness SEC Pl. of the Wk. (12/10/18)
- SEC Preseason Coaches All-SEC Second Team
- Women's Citizen Naismith Trophy Preseason Watch List
- Nancy Lieberman Award Preseason Watch List



ATTENDANCE SUMMARY

	Games	Totals	Average
Home	8	62,733	7,842
Away	2	7,768	3,884
Neutral	2	570	285
Total	12	71,071	5,923

■ UT's RECORD WHEN...

Leading after one quarter	7-0
Trailing after one quarter	4-1
Tied after one quarter	0-0

Leading at halftime	7-0
Trailing at halftime	3-1
Tied at halftime	1-0

Leading after three quarters	8-0
Trailing after three quarters	1-1
Tied after three quarters	2-0

Leading with 5:00 remaining	10-0
Trailing with 5:00 remaining	1-1
Tied with 5:00 remaining	0-0
In Overtime	1-0

Tennessee out-rebounds opponent	10-0
Tennessee is out-rebounded	1-1
Same amount of rebounds	0-0

Tennessee commits more turnovers	3-0
Opponent commits more turnovers	7-1
Same amount of turnovers	1-0

Tennessee shoots 50 percent or better	1-0
Opponent shoots 50 percent or better	0-1

Tennessee shoots 49 percent or less	10-1
Opponent shoots 49 percent or less	11-0

Tennessee shoots better than opponent	8-0
Opponent shoots better than Tennessee	3-1
Same shooting percentage	0-0

Tennessee has more free-throw attempts	7-1
Opponent has more free-throw attempts	4-0
Same amount of free-throw attempts	0-0

Tennessee bench outscores opponent bench	8-0
Opponent bench outscores Tennessee bench	3-1
Benches score the same	0-0

Tennessee scores less than 50	0-0
Tennessee scores between 50-59	0-0
Tennessee scores between 60-69	1-0
Tennessee scores between 70-79	4-0
Tennessee scores between 80-89	3-1
Tennessee scores between 90-99	3-0
Tennessee scores 100 or more	0-0

Opponent scores less than 50	3-0
Opponent scores between 50-59	1-0
Opponent scores between 60-69	4-0
Opponent scores between 70-79	2-0
Opponent scores between 80-89	1-0
Opponent scores between 90-99	0-1
Opponent scores 100 or more	0-0

In November	5-0
In December	6-1
In January	0-0
In February	0-0
In March	0-0
In April	0-0

On Monday	0-0
On Tuesday	0-1
On Wednesday	2-0
On Thursday	1-0
On Friday	2-0
On Saturday	1-0
On Sunday	5-0

Margin of Victory/Defeat

	1	2	3	4	5	6	7	8	9	10	11-15	16-19	20-24	25+
Wins	-	-	-	1	-	1	-	1	-	1	2	1	1	3
Losses	-	-	-	-	-	-	-	-	-	1	-	-	-	-

Most First Quarter Points

Tennessee	34	vs. FAMU (11/18/18)
Opponents	23	vs. SU (12/5/18) & TX (12/9/18)

Most Third Quarter Points

Tennessee	35	vs. MSU (12/28/18)
Opponents	24	vs. MSU (12/28/18)

Fewest First Quarter Points

Tennessee	13	vs. UAB (11/24/18)
Opponents	8	vs. UNCA (11/14/18)

Fewest Third Quarter Points

Tennessee	8	vs. UNCA (11/14/18) & BEL (12/30/18)
Opponents	6	vs. OSU (12/2/18) & SU (12/5/18)

Largest First Quarter Lead

Tennessee	24	vs. FAMU (11/18/18)
Opponents	9	vs. TX (12/9/18)

Largest Third Quarter Lead

Tennessee	51	vs. FAMU (11/18/18)
Opponents	10	vs. UAB (11/24/18)

Most Second Quarter Points

Tennessee	26	vs. TX (12/9/18) & MSU (12/28/18)
Opponents	25	vs. SU (12/18/18)

Most Fourth Quarter Points

Tennessee	26	vs. TX (12/9/18)
Opponents	28	vs. SU (12/18/18)

Fewest Second Quarter Points

Tennessee	7	vs. SU (12/5/18)
Opponents	8	vs. UNCA (11/14/18) & FAMU (11/18/18)

Fewest Fourth Quarter Points

Tennessee	15	vs. OSU (12/2/18)
Opponents	5	vs. FAMU (11/18/18)

Most First Half Points

Tennessee	58	vs. FAMU (11/18/18)
Opponents	45	vs. SU (12/18/18)

Most Second Half Points

Tennessee	52	vs. MSU (12/28/18)
Opponents	48	vs. SU (12/18/18) & MSU (12/28/18)

Fewest First Half Points

Tennessee	22	vs. SU (12/5/18)
Opponents	16	vs. UNCA (11/14/18)

Fewest Second Half Points

Tennessee	29	vs. UNCA (11/14/18)
Opponents	13	vs. FAMU (11/18/18)

Largest Halftime Lead

Tennessee	40	vs. FAMU (11/18/18)
Opponents	16	vs. SU (12/5/18)

Largest Margin of Victory

Tennessee	65	vs. FAMU (11/18/18)
Opponents	10	vs. SU (12/18/18)

Jump Balls Controlled*

Tennessee	8
Opponents	5

Rennia Davis

Zaay Green	4
Jazmine Massengill	2
Evina Westbrook	2
Kamera Harris	1

5+ Steals

Zaay Green	1
Meme Jackson	1
Evina Westbrook	1

Scored UT's First Points

Meme Jackson	3
Evina Westbrook	3
Rennia Davis	2
Zaay Green	2
Cheridene Green	1
Kasiyahna Kushkituah	1

Blocks Leader*

Meme Jackson	3
Cheridene Green	3
Jazmine Massengill	3
Mimi Collins	2
Rennia Davis	2
Kasiyahna Kushkituah	2
Rae Burrell	1
Zaay Green	1
Evina Westbrook	1

5+ Blocks

Jazmine Massengill	1
--------------------	---

How Scored First Points

Jumper	4
3-Pointer	4
Free Throw	2
Layup	2

10+ Points

Rennia Davis	10
Meme Jackson	9
Evina Westbrook	9
Cheridene Green	6
Zaay Green	5
Rae Burrell	4
Kasiyahna Kushkituah	4
Mimi Collins	2
Jazmine Massengill	1

3+ 3-Pointers

Meme Jackson	6
Rennia Davis	2
Rae Burrell	1
Zaay Green	1
Evina Westbrook	1

First Off UT Bench*

Jazmine Massengill	8
Mimi Collins	6
Rae Burrell	3
Zaay Green	3
Kamera Harris	2
Kasiyahna Kushkituah	1

15+ Points

Evina Westbrook	7
Rennia Davis	4
Meme Jackson	4
Zaay Green	1

Double-Doubles

Rennia Davis	3
Cheridene Green	1
Kasiyahna Kushkituah	1
Evina Westbrook	1

Points Leader*

Meme Jackson	5
Evina Westbrook	4
Rennia Davis	3

20+ Points

Evina Westbrook	6
Rennia Davis	2
Meme Jackson	2

Free Throws in Final Four Minutes*

Meme Jackson	7-8
Zaay Green	5-6
Rennia Davis	10-13
Evina Westbrook	17-24
Mimi Collins	4-6
Rae Burrell	2-4
Kamera Harris	1-2
Kasiyahna Kushkituah	2-5
Cheridene Green	1-3
Jazmine Massengill	0-1

3-Points Leader*

Meme Jackson	7
Rennia Davis	3
Zaay Green	2
Rae Burrell	1
Jazmine Massengill	1
Evina Westbrook	1

30+ Points

Meme Jackson	1
--------------	---

10+ Rebounds

Rennia Davis	3
Cheridene Green	2
Mimi Collins	1
Kasiyahna Kushkituah	1

Charges Drawn

Meme Jackson	1
--------------	---

10 Second Violations Caused

6

Wire-to-Wire Wins

3

Technical Fouls

Meme Jackson	1
--------------	---

* Includes all ties/multiple subs
^ Also includes overtime periods

Steals Leader*

Meme Jackson	5
--------------	---

15+ Rebounds

N/A

5+ Assists

Evina Westbrook	7
Jazmine Massengill	2

HEAD COACH HOLLY WARLICK



In six complete years at the helm of Tennessee women's basketball, Holly Warlick has built a very impressive résumé in her young head coaching career. Her worksheet contains accomplishments few coaches have achieved in their entire careers, much less as first-time head coaches.

Those successes verify that Warlick was the right choice to take the reins at Tennessee and that she and her staff have the acumen to run a championship program. A disciple of the legendary Pat Summitt, Warlick has maintained the core values of her former coach, co-worker and friend while at the same time employing her own personality, style and competitive energy to coach today's players.

Whether as an All-America player from 1976-80, an assistant and associate head coach for 27 seasons from 1985 to 2012, or head coach from 2012 to present, Warlick has thrived during her more than three decades in the spotlight at Rocky Top. She enters her seventh year as head coach and 38th season of overall affiliation with the program hoping to build upon last season's NCAA Second Round finish.

Warlick was announced as head coach of the Lady Vols on April 18, 2012, as women's hoops legend Pat Summitt stepped into the role of head coach emeritus. In a touching and symbolic gesture the following day at a press conference announcing the changes, Summitt presented her coaching whistle to her long-time aide and former floor general.

Since that day, Warlick and her staff have worked tirelessly to maintain the program's lofty expectations. Despite being picked to finish as low as fifth in the SEC and 20th nationally, her first squad won the 2013 SEC regular season title and made the NCAA Elite Eight, finishing 27-8/14-2 despite injuries that forced players to miss a combined 53 games. Her 2014 edition went 29-6/13-3, winning an SEC Tournament title and making it to the NCAA Sweet 16.

In 2015, her third team reached the 30-win plateau at 30-6/15-1, claiming a share of the regular-season SEC crown and charting the second NCAA Elite Eight appearance in her three seasons. Her last three units have finished 22-14, 20-12 and 25-8, advancing to the NCAA Elite Eight and back-to-back Second Round appearances, respectively. The last two seasons saw the Lady Vols knock off national powers South Carolina, Mississippi State, Stanford, Notre Dame and Texas along the way.

During Warlick's first six seasons, 11 Lady Vols have been taken in the WNBA Draft. Diamond DeShields (1st Rd.), Jaime Nared (2nd Rd.) and Mercedes Russell (2nd Rd.) were picked in 2018; Jordan Reynolds (2nd Rd.) and Schaquilla Nunn (2nd Rd.) were selected in 2017; Bashaara Graves (2nd Rd.) went in 2016; Isabelle Harrison (1st Rd.), Cierra Burdick (2nd Rd.) and Ariel Massengale (3rd Rd.) were chosen in 2015; Meighan Simmons (3rd Rd.) was taken in 2014 and Kamiko Williams (2nd

Rd.) was selected in 2013. Simmons was twice named SEC Player of the Year (2013, 2014) during her UT career.

On the international scene, Warlick is a gold medal coach, and two of her players joined her in earning that hardware. Warlick served as an assistant, while Mercedes Russell and Diamond DeShields played on the undefeated (6-0) 2015 USA World University Games Team in South Korea.

From 2012-18, Tennessee also has produced in the classroom, with 15 players earning a total of 33 spots on the SEC Academic Honor Roll. In 2015, Cierra Burdick became Warlick's first CoSIDA Academic All-American, garnering second-team honors and also being named a UT Torchbearer, the most prestigious accolade a student at Tennessee can receive.

Warlick has been recognized personally for her performance. In 2013, members of the Women's Basketball Coaches Association named her the Spalding Maggie Dixon Division I Rookie Coach of the Year. She was selected by the AP and league coaches as the 2013 SEC Women's Basketball Coach of the Year, and members of the Tennessee Sports Writers Association also chose her as TSWA Women's Basketball Coach of the Year that season.

In May 2017, Warlick was recognized for her years of distinguished leadership, volunteer activities, philanthropic work and professional accomplishments that have contributed to improving the quality of life in Tennessee. She was named the 2017 Tennessee Woman of Distinction at the 32nd annual Chattanooga Women of Distinction Awards luncheon.

Warlick and her staff also continue to build for the future on the recruiting trail. They have welcomed 13 McDonald's All-Americans in six recruiting classes, including seven in the last two years. All four members of the No. 1-ranked 2017 signing class were McDonald's All-Americans, including the No. 2 player in Evina Westbrook, and three of four members of the No. 4-rated 2018 group were McDonald's All-Americans, led by No. 10 ranked Zaay Green.

After Warlick helped shape the direction of Lady Vol basketball as an assistant on Summitt's staff for more than a quarter of a century, the pupil took on greater responsibility and oversaw daily supervision of the basketball office during the 2011-12 season. She also handled a large measure of the media obligations after Summitt's Aug. 23, 2011, announcement regarding the diagnosis of early onset dementia, "Alzheimer's type."

Providing an excellent example of how people rally around each other, the Tennessee staff members pulled together remarkably in the face of that adversity. The end result was a 27-9 overall record, an SEC Tournament Championship and advancement to the NCAA Regional Final.

It's worth noting that Warlick was by Summitt's side, either as a player or an assistant, for 949 of

SEVENTH SEASON

BORN: June 11, 1958

EDUCATION:

Bearden High School (Knoxville, Tenn.), '76
B.S., Tennessee, '81
M.S., Virginia Tech, '83

PLAYING CAREER:

University of Tennessee (1976-80): three-time All-American
Women's Basketball Hall of Fame inductee
1980 Olympic Team
First player at UT to have her jersey (No. 22) retired

AMONG THE NATION'S BEST

In Holly Warlick's first six seasons as head coach ...



Eleven Lady Vols have been taken in the WNBA Draft in Warlick's six seasons.

Warlick has continued the Lady Vols' 100-percent graduation rate for players who have completed their collegiate careers at Tennessee.

Only three schools have reached the NCAA Elite Eight more times in the past six seasons than the Lady Vols, who advanced to that round in 2013, 2015 and 2016.

Warlick and Leon Barmore (formerly of Louisiana Tech) are the only skippers to direct their programs to three NCAA Elite Eight appearances in their first four seasons as head coaches.

Holly Warlick's 153-54 record through the 2017-18 season ranked her 11th among Power Five women's coaches.

She is the only coach in that group who had fewer than 10 seasons as a head coach.

UT ranks eighth among Power Five schools with a 13-6 NCAA Tournament record during the past six seasons.

Warlick's career SEC (.740, 71-25) winning percentage entering 2018-19 ranked her first among all SEC women's head coaches.

Tennessee has claimed three SEC trophies in Warlick's first six seasons, winning regular-season crowns in 2013 and 2015 and claiming the tournament title in 2014.

• Only 13 women's programs in the nation have appeared in every NCAA Tournament the past six years, including three from the SEC (Tennessee, South Carolina, Texas A&M).

the coach's NCAA-record 1,098 wins and all eight NCAA National Championships. Her value to the program has been evident for some time, as she had held the role of associate head coach since the 2005-06 campaign.

The WBCA also had recognized Warlick's contributions to Tennessee's success through the years, naming Warlick the nation's top assistant coach after she helped lead UT to its seventh national title in 2007. The NCAA Division I women's basketball coaches also recognized Warlick as one of the nation's top assistants in 1998, ranking her prominently in The Women's Basketball Journal poll.

In addition to the NCAA title and coaching honor in 2007, Warlick also teamed up for the first time with former fellow Lady Vol player and assistant Nikki (Caldwell) Fargas, the current head coach at LSU, to pursue her other passion. That pursuit is riding a motorcycle and raising money for the fight against breast cancer.

Warlick and Fargas created the Champions For A Cause Foundation, a long haul motorcycle ride dedicated to raising funds and awareness for a cure for breast cancer. The charitable organization has raised and donated more than \$150,000. Past trips include the inaugural ride from San Francisco to Knoxville as well as trips from the Badlands to Las Vegas and from Knoxville to Key West, Fla., New Orleans, Niagara Falls and, most recently in 2013 and 2014, Panama City, Fla.

On Feb. 10, 2008, Warlick and Fargas presented a \$10,000 check to the late N.C. State Head Coach Kay Yow and the Kay Yow/WBCA Cancer Fund. At Tennessee's "Live Pink, Bleed Orange" game vs. Vanderbilt on Feb. 17, 2013, three checks worth \$15,000 were presented by Champions for a Cause to the UT Breast Health Outreach Program, Kay Yow Cancer Foundation and the Brady James Foundation to help raise money for breast cancer research. Those presentations to organizations have become an annual event, thanks to fundraising efforts and the generosity of many.

Warlick also presented a special pink basketball to her sister, Marion Ferrill, prior to the start of that game in 2013. Ferrill was diagnosed with breast cancer in the fall of 2012 and was pronounced cancer free on Sept. 30 after undergoing surgery shortly after her diagnosis. With all of her accomplishments in coaching and in her charitable endeavors it might be easy to overlook the fact that Warlick left just as powerful a mark on women's hoops as a player at UT. It doesn't seem that long ago that the charismatic Knoxville native was flying up and down the court as an All-America Lady Vol point guard.

For more than three decades, Warlick has been considered the finest point guard ever to play for the Lady Vols. In addition to being selected to the CONVERSE/Lady Vol Team of the Decade for the 1980s in January of 1994, five different halls of fame opened their doors to her.

On Feb. 27, 2004, she was inducted into the Tennessee Sports Hall of Fame. In October 2002, she became a member of the University of Tennessee Lady Vol Hall of Fame in the second class of inductees. In June 2001, the Women's Basketball Hall of Fame selected Warlick as one of 10 inductees enshrined into the Hall for the Class of 2001. For the hometown girl, who grew up in the Rocky Hill section of Knoxville and graduated from Bearden High School, it was a dream-come-true.

In the summer of 1994, Warlick gained admission to her first hall of fame. She was honored as one of the City of Knoxville's finest all-time athletes with her inclusion in the Greater Knoxville Sports Hall of Fame.

Including the 2017-18 season, Warlick has invested 37 years in the program, having helped shape UT into a national powerhouse with tenure as both a player and a coach. Warlick's expertise

and major contributions to the team as an assistant came from her work with the guards. Simmons, Ariel Massengale, Shekinna Stricklen, Kara Lawson, Angie Bjorklund and Shanna Zolman are just a few of the successful players Warlick helped recruit and coach as an assistant coach.

Warlick's association with the Lady Vols started in 1976 when she joined the program as a scholarship 400-meter track athlete who ended up walking on to the basketball team. Soon, she would become the most prolific player in the history of Tennessee Lady Vol basketball.

Warlick was the first player in Tennessee athletics (men or women) to have her jersey retired (No. 22) at the end of her career in 1980. Bearden, her prep alma mater in Knoxville, retired Warlick's high school jersey (also No. 22) prior to a home football game on Oct. 26, 2012.

Known as a play-making wiz during her four years as UT's point guard, Warlick was once tabbed the "best player in the South." As a rookie, Warlick helped lead the Lady Vols to their first Final Four appearance in school history in 1977. She had no trouble adjusting her enthusiasm and knowledge of the game into the coaching role.

In 19 of the past 37 years Warlick has been affiliated with UT, she has found herself at the Final Four as a player (1977, 1979, 1980) or as a coach (1986, 1987, 1988, 1989, 1991, 1995, 1996, 1997, 1998, 2000, 2002, 2003, 2004, 2005, 2007 and 2008). Her best Final Four showing as a player was national championship runner-up in her senior season. As a coach, she has helped the Lady Vols grab the brass ring all eight times (1987, 1989, 1991, 1996, 1997, 1998, 2007 and 2008).

A three-time All-American while playing for Summitt from 1976-80, Warlick previously held UT records for most assists in a game (14), most steals in a contest (nine), most assists in a season (225) and most games in a career (142). She continues to hold the Lady Vol single-season steals record with 141 in 1978-79.

Warlick possesses vast international playing experience as well. In addition to being a member of the 1980 U.S. Olympic Team, which did not compete in the Moscow Olympics, Warlick and the 1980 U.S. team won gold at the 1980 FIBA Olympic Qualifying Tournament.

She also captured a gold medal playing for the USA at the 1979 FIBA World Championship, marking the first gold medal for the USA at the FIBA World Championships since 1957 and breaking a streak of five-straight golds by the USSR, a silver medal at the 1979 Pan American Games and gold at the 1979 R. William Jones Cup. Additionally, she served as a player representative on the USA BASKETBALL council and was a member of the USOC Advisory Council for Basketball.

In recognition of being a former Olympian, Warlick earned the distinct honor of running the Olympic torch through Knoxville as it made its way to the 1996 Olympic Games in Atlanta, Ga. Post-collegiately, she was a WPBL All-Star, leading the Nebraska Wranglers to the championship of the Women's Professional Basketball League in 1981.

Prior to joining the Tennessee staff for the 1985-86 season, Warlick gained experience at two other stops on the coaching circuit. She was an assistant coach at Virginia Tech from 1981-83 and an assistant from 1983-85 at Nebraska.

A native of Knoxville, Warlick earned her B.S. in marketing from Tennessee in 1981 and her master's degree in athletic administration from Virginia Tech in 1983. Warlick added "biker" to her vitae in 2001. To commemorate her induction into the Women's Basketball Hall of Fame, a number of Warlick's friends got together and presented her with a Harley-Davidson "Sportster" motorcycle. Just six years later, Warlick already was using her love of the bike towards a greater cause, establishing the Champions For A Cause Foundation with Fargas.

WARLICK YEAR-BY-YEAR

SCHOOL	YEARS	RECORD
at Tennessee <i>(player)</i>	1976-77	28-5
	1977-78	27-4
	1978-79	30-9
	1979-80	33-5
Totals	4 years	118-23
at Virginia Tech <i>(assistant)</i>	1981-82	16-12
	1982-83	13-12
Totals	2 years	29-24
at Nebraska <i>(assistant)</i>	1983-84	16-12
	1984-85	10-18
Totals	2 years	26-30
at Tennessee <i>(assistant)</i>	1985-86	24-10
	1986-87	28-6
	1987-88	31-3
	1988-89	35-2
	1989-90	27-6
	1990-91	30-5
	1991-92	28-3
	1992-93	29-3
	1993-94	31-2
	1994-95	34-3
	1995-96	32-4
	1996-97	29-10
	1997-98	39-0
	1998-99	31-3
	1999-00	33-4
	2000-01	31-3
	2001-02	29-5
	2002-03	33-5
	2003-04	31-4
	2004-05	30-5
<i>(associate head)</i>	2005-06	31-5
	2006-07	34-3
	2007-08	36-2
	2008-09	22-11
	2009-10	32-3
	2010-11	34-3
	2011-12	27-9
<i>(head coach)</i>	2012-13	27-8
	2013-14	29-6
	2014-15	30-6
	2015-16	22-14
	2016-17	20-12
	2017-18	25-8
	2018-19	11-1
Totals	34th year	995-177

As Head Coach At UT: 164-55 (.749) - 7th year
As Asst./Assoc. HC At UT: 831-122 (.872) - 27 years
As Coach At UT: 995-177 (.849) - 34th year
As Player At UT: 118-23 (.837) - 4 years
Overall At UT: 1,113-200 (.848) - 38th year
As Assistant Elsewhere: 55-54 (.505) - 4 years
Overall As A Coach: 1,050-231 (.820) - 38th year
Combined As Player/Coach: 1,167-254 (.821) - 42nd year

21 LOU BROWN

RS-SR Forward | 6-3 | MS Communication & Information
Melbourne, Australia | Washington State University



PLAYER HIGHS

SEASON HIGHS

Points:	--
Rebounds:	--
Assists:	--
Steals:	--
Blocks:	--
Field Goals:	--
3-Pointers:	--
Free Throws:	--
Minutes:	--

*Indicates most recent high

CAREER HIGHS*

Points:	16 // Nebraska, 11/26/16
Rebounds:	16 // Oklahoma St., 11/20/16
Assists:	6 // California, 2/23/16
Steals:	4 // Gonzaga, 12/8/15*
Blocks:	4 // Hampton, 11/25/14
Field Goals:	5 // Arizona, 2/2/18*
3-Pointers:	4 // Idaho St., 12/1/17*
Free Throws:	6 // Boise St., 12/18/17
Minutes:	32 // St. Mary's, 11/13/16

SEC HIGHS

Points:	--
Rebounds:	--
Assists:	--
Steals:	--
Blocks:	--
Field Goals:	--
3-Pointers:	--
Free Throws:	--
Minutes:	--

PRODUCTION TRACKER

	Career*
Had a Double-Double	6
Scored 10+ Points	22
Scored 20+ Points	--
Led WSU in Scoring	3
Led WSU in Rebounding	33
Led WSU in Assists	11
Led WSU in Steals	11
Had 3+ Blocks	4
Had 3+ 3-pt	7

*at Washington State University

- Graduate transfer from Washington State.
- Lady Vols' second-ever international player (Cheridene Green) and second-ever graduate transfer (Schaquilla Nunn).
- UT's first women's basketball player from Australia.
- Suffered an ACL tear in during practice in October and will miss the 2018-19 season.
- Honorable Mention Pac-12 All-Academic – 2017-18
- Honorable Mention Pac-12 All-Academic – 2015-16
- Started 71 of 95 games during her career at Washington State, averaging 5.6 points, 5.6 rebounds.
- Tallied 529 points, 167 rebounds, 106 assists, 88 steals and 66 blocks during her time in Pullman.
- Hit 80 three-pointers in 245 attempts for 32.7 percent as a Cougar.
- Started 23 of 28 contests as a redshirt junior, averaging 6.4 points and 6.0 rebounds and hitting 29 three-pointers.
- Averaged 10.4 ppg. and 6.9 rpg. during an injury-curtailed junior season in 2016-17.
- Full name is Louise M. "Lou" Brown.
- Born July 23, 1995, in Adelaide, Australia.
- Parents are Stephen and Nicola Brown.
- Has a younger sister, Emily.
- Majored in sport management at Washington State and graduated in May 2018.
- Pursuing a master's degree at Tennessee in communication and information.
- Recipient of the Holly Warlick Basketball Scholarship Endowment.
- Follow @loubrown721 on Twitter and @loubrown7 on Instagram.

2018-19 GAME-BY-GAME STATS

OPPONENT	DATE	MIN	FG-FGA	PCT	3FG-FGA	PCT	FT-FTA	PCT	OR	DR	TR	PF-FO	A	TO	BLK	STL	PTS
Presbyterian	11/11	DNP															
UNC Asheville	11/14	DNP															
Florida A&M	11/18	DNP															
vs. Clemson	11/22	DNP															
vs. UAB	11/24	DNP															
at Oklahoma St.	12/2	DNP															
Stetson	12/5	DNP															
at Texas	12/9	DNP															
Stanford	12/18	DNP															
ETSU	12/21	DNP															
Murray State	12/28	DNP															
Belmont	12/30	DNP															
at Auburn	1/3																
Missouri	1/6																
Kentucky	1/10																
at Georgia	1/13																
at Alabama	1/17																
Arkansas	1/21																
Notre Dame	1/24																
LSU	1/27																
Florida	1/31																
at Vanderbilt	2/3																
at Mississippi St.	2/10																
Auburn	2/14																
at Missouri	2/17																
at Texas A&M	2/21																
South Carolina	2/24																
Vanderbilt	2/28																

* indicates game started

CAREER STATS

Season	GP-GS	MIN/MPG	FGs	FG Pct	3FGs	3FG Pct	FTs	FT Pct	O-R-Reb	RPG	PF-FO	Asst	TO	Blk	Stl	Pts	PPG
14-15	32-16	855/26.7	48-146	.329	14-58	.241	14-22	.636	72-135-207	6.5	85-2	17	53	29	23	124	3.9
15-16	28-25	623/22.3	57-151	.377	25-69	.362	15-26	.577	32-80-112	4.0	57-0	31	45	19	39	154	5.5
16-17	7-7	192/27.4	24-72	.333	12-31	.387	13-19	.684	11-37-48	6.9	13-0	9	15	8	11	73	10.4
17-18	28-23	664/23.7	62-171	.363	29-87	.333	25-32	.781	45-122-167	6.0	58-2	49	43	10	15	178	6.4
TOTAL	95-71	2334/24.6	191-540	.354	80-245	.327	67-99	.677	160-374-534	5.6	213-4	106	156	66	88	529	5.6

12 RAE BURRELL

FR Guard/Forward | 6-1 | University Exploratory Track
Las Vegas, Nev. | Liberty H.S.



PLAYER HIGHS

SEASON HIGHS

Points:	14 // FAMU, 11/18/18*
Rebounds:	8 // UNC Asheville, 11/14/18
Assists:	2 // Murray St. 12/28/18
Steals:	1 // FAMU, 11/18/18*
Blocks:	1 // ETSU, 12/21/18*
Field Goals:	5 // Murray St. 12/28/18
3-Pointers:	3 // FAMU, 11/18/18
Free Throws:	4 // UNC Asheville, 11/14/18
Minutes:	25 // Presbyterian, 11/11/18

*Indicates most recent high

CAREER HIGHS

Points:	14 // FAMU, 11/18/18*
Rebounds:	8 // UNC Asheville, 11/14/18
Assists:	2 // Murray St. 12/28/18
Steals:	1 // FAMU, 11/18/18*
Blocks:	1 // ETSU, 12/21/18*
Field Goals:	5 // Murray St. 12/28/18
3-Pointers:	3 // FAMU, 11/18/18
Free Throws:	4 // UNC Asheville, 11/14/18
Minutes:	25 // Presbyterian, 11/11/18

SEC HIGHS

Points:	--
Rebounds:	--
Assists:	--
Steals:	--
Blocks:	--
Field Goals:	--
3-Pointers:	--
Free Throws:	--
Minutes:	--

PRODUCTION TRACKER

	2018-19	Career
Had a Double-Double	--	--
Scored 10+ Points	4	4
Scored 20+ Points	--	--
Led UT in Scoring	--	--
Led UT in Rebounding	1	1
Led UT in Assists	--	--
Led UT in Steals	--	--
Had 3+ Assists	--	--
Had 3+ 3-pt	1	1

Pronounced burr-ELL

- Had six points and four rebounds in 17 minutes of action against Belmont.
- Tallied 11 points, six rebounds, two assists and a steal against Murray State.
- Played 21 minutes against ETSU, recording six rebounds, five points and a blocked shot.
- Played nine minutes against OSU, grabbing five rebounds and scoring four points.
- Logged 14 points, six rebounds, one steal and a blocked shot against FAMU.
- Provided a spark off the bench against against UNC Asheville, tallying 10 points, eight rebounds, one block and a steal in 17 minutes.
- Scored 14 points while logging five rebounds, one block and one steal against Presbyterian in her rookie debut.
- Played 18 minutes in Tennessee's exhibition win over Carson-Newman, scoring 11 points while snagging three steals and dishing out three assists.
- Played for Cal Swish AAU program.
- Ranked No. 43 overall and No. 8 wing in the 2018 HoopGurlz espnW Top 100.
- Ranked No. 119 overall and the No. 19 wing in the 2018 Prospectsnation.com Elite 150.
- McDonald's All-American Game nominee (2018).
- American Family Insurance ALL-USA Nevada Girls Basketball Team (2017, 2018).
- Las Vegas Review-Journal Best of Nevada Preps Female Athlete of the Year (2018).
- Las Vegas Review-Journal Best of Nevada Preps (2018).
- NevadaPreps.com All-State First Team (2017, 2018).
- All-Southeast League First Team (2018).
- Played at Liberty High School as a senior after attending Foothill her first three years.
- Averaged 14.9 ppg., 7.9 rpg., 2.5 spg., 2.5 apg. and 1.0 bpg. as a senior.
- Averaged 17.5 ppg., 7.5 rpg., 1.9 apg. and 1.3 bpg. as a junior.
- Played a key role as LHS won the Sunrise Region and finished second in the 2018 state tournament with a 31-3 record.
- Helped FHS win the Sunrise Region and make it to the 2017 state semifinals.
- Also competed in soccer and track & field in high school, posting the best high jump mark in the state as a senior at 5-6.
- Honorable mention all-state in track & field in 2018.
- Full name is Rae Marie Burrell.
- Born on June 21, 2000, in Las Vegas, Nev.
- Parents are John and Ann Burrell.
- Mom (Ann Barry) played basketball at the University of Nevada, Reno, where she averaged 10.6 rebounds per game one season and yanked down a school record 25 in a single game.
- Her dad was a track & field All-American in the long jump at UNR.
- Has a brother, Jonas.
- Cousin Evan Roquemore played basketball at Santa Clara from 2010-14.
- Rae volunteered with Special Olympics while in high school.

2018-19 GAME-BY-GAME STATS

OPPONENT	DATE	MIN	FG-FGA	PCT	3FG-FGA	PCT	FT-FTA	PCT	OR	DR	TR	PF-FO	A	TO	BLK	STL	PTS
Presbyterian	11/11	25	5-14	.357	0-2	.000	4-6	.667	4	1	5	1-0	0	1	1	1	14
UNC Asheville	11/14	17	3-7	.429	0-2	.000	4-6	.667	5	3	8	1-0	1	3	1	1	10
Florida A&M	11/18	19	4-14	.286	3-9	.333	3-6	.500	5	1	6	2-0	1	7	1	1	14
vs. Clemson	11/22	6	1-2	.500	1-2	.500	0-0	.000	0	1	1	1-0	0	0	0	0	3
vs. UAB	11/24	4	1-2	.500	0-0	.000	0-1	.000	1	0	1	0-0	0	1	0	0	2
at Oklahoma St.	12/2	9	2-6	.333	0-1	.000	0-0	.000	3	2	5	2-0	1	2	0	0	4
Stetson	12/5	4	0-0	.000	0-0	.000	0-0	.000	0	0	0	0-0	0	0	0	0	0
at Texas	12/9	18	1-3	.333	0-0	.000	0-0	.000	1	3	4	1-0	0	2	0	0	2
Stanford	12/18	3	0-0	.000	0-0	.000	0-0	.000	0	0	0	0-0	0	0	0	1	0
ETSU	12/21	21	2-9	.222	0-3	.000	1-2	.500	2	4	6	1-0	0	2	1	0	5
Murray State	12/28	17	5-7	.714	1-1	1.000	0-0	.000	2	4	6	4-0	2	2	0	1	11
Belmont	12/30	17	2-4	.500	1-1	1.000	1-2	.500	1	3	4	0-0	1	0	0	0	6
at Auburn	1/3																
Missouri	1/6																
Kentucky	1/10																
at Georgia	1/13																
at Alabama	1/17																
Arkansas	1/21																
Notre Dame	1/24																
LSU	1/27																
Florida	1/31																
at Vanderbilt	2/3																
at Mississippi St.	2/10																
Auburn	2/14																
at Missouri	2/17																
at Texas A&M	2/21																
South Carolina	2/24																
Vanderbilt	2/28																

* indicates game started

CAREER STATS

Season	GP-GS	MIN/MPG	FGs	FG Pct	3FGs	3FG Pct	FTs	FT Pct	O-R-Reb	RPG	PF-FO	Asst	TO	Blk	Stl	Pts	PPG
2018-19	12-0	160/13.3	26-68	.382	6-21	.286	13-23	.565	24-22-46	3.8	13-0	6	20	4	5	71	5.9

4 MIMI COLLINS

FR Forward | 6-3 | Public Relations
Waldorf, Md. | Paul VI Catholic H.S. (Fairfax, Va.)



PLAYER HIGHS

SEASON HIGHS

Points:	11 // Murray St., 12/28/18
Rebounds:	10 // FAMU, 11/18/18
Assists:	2 // ETSU, 12/21/18
Steals:	3 // Murray St., 12/28/18
Blocks:	1 // Murray St., 12/28/18*
Field Goals:	11 // Murray St., 12/28/18
3-Pointers:	1 // Texas, 12/9/18*
Free Throws:	5// ETSU, 12/21/18
Minutes:	20 // ETSU, 12/21/18

*Indicates most recent high

CAREER HIGHS

Points:	11 // Murray St., 12/28/18
Rebounds:	10 // FAMU, 11/18/18
Assists:	2 // ETSU, 12/21/18
Steals:	3 // Murray St., 12/28/18
Blocks:	1 // Murray St., 12/28/18*
Field Goals:	11 // Murray St., 12/28/18
3-Pointers:	1 // Texas, 12/9/18*
Free Throws:	5// ETSU, 12/21/18
Minutes:	20 // ETSU, 12/21/18

SEC HIGHS

Points:	--
Rebounds:	--
Assists:	--
Steals:	--
Blocks:	--
Field Goals:	--
3-Pointers:	--
Free Throws:	--
Minutes:	--

PRODUCTION TRACKER

	2018-19	Career
Had a Double-Double	--	--
Scored 10+ Points	2	2
Scored 20+ Points	--	--
Led UT in Scoring	--	--
Led UT in Rebounding	--	--
Led UT in Blocks	2	2
Had 10+ Rebounds	1	1
Had 3+ Blocks	--	--
Had 3+ Steals	1	1

Pronounced ME-ME

- Tied her career high of 11 points and set a new career high of three steals against Murray State.
- Recorded a career-high 11 points, six rebounds and two assists against ETSU.
- Had five points, five rebounds and hit a 3-pointer late in the game against No. 12 Texas to help Tennessee secure the win.
- Was instrumental in Tennessee's comeback win over Stetson, scoring seven points, grabbing seven boards and playing high-pressure defense at the top of UT's three-quarter court press.
- Played 10 minutes during UT's overtime win over UAB, logging three points, one steal and an assist.
- Recorded nine points and a career-high 10 rebounds against FAMU.
- Scored seven points while logging six rebounds, a steal and a blocked shot against UNC Asheville.
- Netted nine points and snagged seven rebounds in UT's season-opening win over Presbyterian.
- Recorded a double-double in her first game action as a Lady Vol, scoring 16 points and pulling down 10 rebounds in UT's exhibition win over Carson-Newman.
- Played for Team Takeover AAU program.
- Participated in the 2018 USA Basketball U18 National Team Trials.
- Participated in the 2016 USA Basketball U17 World Championship Team Trials.
- Ranked No. 9 overall and the No. 3 forward in the 2018 Prospectsnation.com Elite 150.
- Ranked No. 49 overall and No. 8 post in the 2018 HoopGurlz espnW Top 100.
- McDonald's All-American (2018).
- Played in Jordan Brand Classic (2018).
- Naismith Player of the Year Top-Five Finalist (2018).
- Naismith All-America First Team (2018).
- Naismith All-America Honorable Mention (2017).
- VISAA Division I Player of the Year (2018).
- VISAA Division I All-State First Team (2017, 2018).
- VISAA Division I All-State Second Team (2016).
- Washington Post All-Met First Team (2018).
- American Family Insurance ALL-USA Virginia Girls Basketball Team (2018).
- Averaged 17.6 ppg., 10 rebounds and four blocks per game as a senior.
- Helped her squad to a 30-4 record, a VISAA state title and a top-five ranking in the USA TODAY high school poll.
- Averaged 15 points, eight rebounds, two assists, two steals and a block as a junior.
- Averaged 15 points, eight rebounds as a sophomore and 14 points, 10 rebounds as a freshman.
- Full name is Amira Janaye "Mimi" Collins.
- Born April 3, 2000, in Slidell, La.
- Parents are Derwin "Tank" and Bonita Collins.
- Tank played basketball at the University of New Orleans.
- Has two older brothers, Milan and Devin.

2018-19 GAME-BY-GAME STATS

OPPONENT	DATE	MIN	FG-FGA	PCT	3FG-FGA	PCT	FT-FTA	PCT	OR	DR	TR	PF-FO	A	TO	BLK	STL	PTS
Presbyterian	11/11	19	3-6	.500	0-0	.000	3-4	.750	4	3	7	3-0	0	2	0	0	9
UNC Asheville	11/14	18	1-7	.143	1-2	.500	4-4	1.000	2	4	6	1-0	0	1	1	1	7
Florida A&M	11/18	19	3-6	.500	0-0	.000	1-1	1.000	5	5	10	4-0	0	0	1	0	7
vs. Clemson	11/22	17	2-3	.667	0-0	.000	0-0	.000	0	2	2	4-0	0	1	0	0	4
vs. UAB	11/24	10	1-3	.333	0-0	.000	1-2	.500	0	0	0	1-0	1	1	0	1	3
at Oklahoma St.	12/2	10	0-1	.000	0-0	.000	0-0	.000	0	1	1	1-0	0	0	0	0	0
Stetson	12/5	19	3-5	.600	0-0	.000	1-3	.333	3	4	7	2-0	0	2	0	1	7
at Texas	12/9	16	1-5	.200	1-2	.500	2-4	.500	1	4	5	2-0	0	1	0	0	5
Stanford	12/18	15	2-3	.667	0-0	.000	1-2	.500	2	0	2	4-0	0	0	0	0	5
ETSU	12/21	20	3-4	.750	0-0	.000	5-6	.833	3	3	6	1-0	2	4	0	0	11
Murray State	12/28	16	5-9	.556	0-1	.000	1-2	.500	3	2	5	0-0	0	2	1	3	11
Belmont	12/30	9	2-2	1.000	0-0	.000	0-0	.000	1	0	1	1-0	0	0	0	0	4
at Auburn	1/3																
Missouri	1/6																
Kentucky	1/10																
at Georgia	1/13																
at Alabama	1/17																
Arkansas	1/21																
Notre Dame	1/24																
LSU	1/27																
Florida	1/31																
at Vanderbilt	2/3																
at Mississippi St.	2/10																
Auburn	2/14																
at Missouri	2/17																
at Texas A&M	2/21																
South Carolina	2/24																
Vanderbilt	2/28																

* indicates game started

CAREER STATS

Season	GP-GS	MIN/MPG	FGs	FG Pct	3FGs	3FG Pct	FTs	FT Pct	O-R-Reb	RPG	PF-FO	Asst	TO	Blk	Stl	Pts	PPG
2018-19	12-0	188/15.7	26-54	.481	2-5	.400	19-28	.679	24-28-52	4.3	24-0	3	14	3	6	73	6.1

O RENNIA DAVIS

SO Guard/Forward | 6-2 | Hotel, Restaurant and Tourism Management
Jacksonville, Fla. | Ribault H.S.



PLAYER HIGHS

SEASON HIGHS

Points:	24 // Stetson, 12/5/18
Rebounds:	13 // Murray St., 12/28/18
Assists:	4 // FAMU, 11/18/18
Steals:	4 // Clemson, 11/22/18
Blocks:	1 // Murray St., 12/28/18*
Field Goals:	9 // Murray St., 12/28/18
3-Pointers:	3 // Belmont, 12/30/18*
Free Throws:	11 // Stetson, 12/5/18
Minutes:	39 // UAB, 11/24/18

*Indicates most recent high

CAREER HIGHS

Points:	33 // Arkansas, 2/8/18
Rebounds:	14 // Arkansas, 2/8/18
Assists:	5 // Ala. St., 12/3/17
Steals:	4 // Clemson, 11/22/18*
Blocks:	2 // Ala. St., 12/3/17
Field Goals:	13 // Arkansas, 2/8/18
3-Pointers:	3 // Belmont, 12/30/18*
Free Throws:	11 // Stetson, 12/5/18
Minutes:	40 // Oregon St., 3/18/18*

SEC HIGHS

Points:	33 // Arkansas, 2/8/18
Rebounds:	14 // Arkansas, 2/8/18
Assists:	4 // S. Carolina, 2/25/18*
Steals:	4 // Alabama, 2/15/18
Blocks:	1 // Alabama, 2/15/18*
Field Goals:	13 // Arkansas, 2/8/18
3-Pointers:	3 // Arkansas, 2/8/18
Free Throws:	6 // Ole Miss, 1/25/18
Minutes:	40 // Alabama, 2/15/18*

PRODUCTION TRACKER

	2018-19	Career
Had a Double-Double	3	12
Scored 10+ Points	10	30
Scored 20+ Points	2	3
Led UT in Scoring	3	8
Led UT in Rebounding	7	13
Led UT in Assists	1	13
Led UT in Steals	3	7
Had 3+ Assists	2	8
Had 3+ 3-pt	2	11

Pronounced reh-NYE-uh

- Started the game three-for-three from behind the arc en route to 19 points against Belmont.
- Posted her third double-double of the season against Murray State with 20 points and a season-high 13 rebounds.
- Contributed 11 points and seven rebounds to UT's win over ETSU.
- Recorded a double-double against Stanford with 14 points, 10 rebounds and a pair of steals.
- Led UT in scoring (24), rebounding (9), steals (3) and free throws made (11) in Tennessee's win over Stetson.
- Scored 13 points and grabbed five boards in UT's win over OSU.
- Named MVP of the Junkanoo Jam after averaging 15.5 points, 5.5 rebounds, 2.5 assists and 2.0 steals during the tournament.
- Knocked down three treys in the fourth quarter, leading UT in scoring with 18 points in its come-from-behind win over UAB.
- Tied her career-high of four steals against Clemson while adding 13 points and four rebounds.
- Logged her first double-double of the season against FAMU with 14 points and 11 rebounds.
- Contributed 10 points, eight rebounds, two assists and a steal to UT's win over UNC Asheville.
- Was UT's second-highest scorer in the exhibition win over Carson-Newman, recording 17 points, nine rebounds and four assists.
- Named to the Women's Citizen Naismith Trophy Preseason Watch List.
- Named to the John R. Wooden Preseason Watch List.
- Named 2018-19 Preseason All-SEC First-Team selection by coaches and media.
- Named to the 2019 Cheryl Miller Award Preseason Watch List.
- Was a member of the SEC All-Freshman Team last season.
- Averaged 12.0 points and 7.6 rebounds as a freshman, starting 32 of 33 games.
- Ranked No. 11 in rebounding in the SEC as a rookie, including second among freshmen.
- Finished sixth all-time in rebounds per game by a Lady Vol freshman at 7.6, leading the team on the boards six times during the 2017-18 season.
- Shot .483 from the field, .329 on three-pointers and .740 from the free throw line.
- Knocked down 25 threes to rank fourth on the team.
- Notched nine double-doubles to tie Tamika Catchings for fifth-most double-doubles ever recorded by a Lady Vol freshman. Tennessee alums ahead of her on the list are Chamique Holdsclaw (16), Sheila Frost (11), Bashaara Graves (10) and Candace Parker (10).
- Tallied 10+ points in 20 contests and led the team in scoring on five occasions last season.
- Scored in double figures during 13 of the final 18 games of her freshman campaign.
- Davis' 33 points against Arkansas was the third-highest point total ever by a Lady Vol freshman behind only Tamika Catchings (35) and Candace Parker (34).
- In that Arkansas game, she added 14 rebounds, four assists, one block and one steal, setting new career highs in points, rebounds and three pointers made.
- Named SEC Freshman of the Week on Feb. 13 after the effort vs. Arkansas and an 11-point, eight-rebound result vs. #18/18 Georgia.

2018-19 GAME-BY-GAME STATS

OPPONENT	DATE	MIN	FG-FGA	PCT	3FG-FGA	PCT	FT-FTA	PCT	OR	DR	TR	PF-FO	A	TO	BLK	STL	PTS
Presbyterian	11/11	DNP															
*UNC Asheville	11/14	28	4-10	.400	1-2	.500	1-2	.500	2	6	8	3-0	2	2	0	1	10
*Florida A&M	11/18	21	6-8	.750	1-1	1.000	1-1	1.000	2	9	11	2-0	4	2	0	3	14
*vs. Clemson	11/22	25	6-13	.462	1-2	.500	0-0	.000	2	2	4	2-0	2	1	0	4	13
*vs. UAB	11/24	39	7-13	.538	3-6	.500	1-2	.500	1	6	7	4-0	3	1	1	0	18
*at Oklahoma St.	12/2	29	6-13	.462	0-2	.000	1-1	1.000	2	3	5	5-1	1	5	1	0	13
*Stetson	12/5	36	6-11	.545	1-3	.333	11-12	.917	3	6	9	2-0	0	3	0	3	24
*at Texas	12/9	24	2-4	.500	1-1	1.000	2-4	.500	1	5	6	3-0	0	3	0	1	7
*Stanford	12/18	35	5-15	.333	2-5	.400	2-2	1.000	1	9	10	2-0	1	1	0	2	14
*ETSU	12/21	27	3-8	.375	1-2	.500	4-4	1.000	2	5	7	3-0	0	2	0	0	11
*Murray State	12/28	27	9-16	.563	1-2	.500	1-1	1.000	7	6	13	1-0	0	1	1	0	20
*Belmont	12/30	31	7-16	.438	3-6	.500	2-2	1.000	2	4	6	3-0	0	1	0	1	19
at Auburn	1/3																
Missouri	1/6																
Kentucky	1/10																
at Georgia	1/13																
at Alabama	1/17																
Arkansas	1/21																
Notre Dame	1/24																
LSU	1/27																
Florida	1/31																
at Vanderbilt	2/3																
at Mississippi St.	2/10																
Auburn	2/14																
at Missouri	2/17																
at Texas A&M	2/21																
South Carolina	2/24																
Vanderbilt	2/28																

* indicates game started

CAREER STATS

Season	GP-GS	MIN/MPG	FGs	FG Pct	3FGs	3FG Pct	FTs	FT Pct	O-R-Reb	RPG	PF-FO	Asst	TO	Blk	Stl	Pts	PPG
17-18	33-32	970/29.4	157-325	.483	25-76	.329	57-77	.740	79-171-250	7.6	83-2	57	69	11	35	396	12.0
18-19	11-11	323/29.4	61-127	.480	15-32	.469	26-31	.839	25-61-86	7.8	30-1	13	22	3	15	163	14.8
Totals	44-43	1293/29.4	218-452	.482	40-108	.370	83-108	.769	104-232-336	7.6	113-3	70	91	14	50	559	12.7

15 CHERIDENE GREEN

RS-SR Forward | 6-3 | Communications Studies
London, England | Harris Academy Beckenham | ASA College



PLAYER HIGHS

SEASON HIGHS

Points:	13 // Presbyterian, 11/11/18
Rebounds:	13 // OSU, 12/2/18
Assists:	3 // OSU, 12/2/18*
Steals:	3 // Murray St., 12/28/18*
Blocks:	3 // Presbyterian, 11/11/18
Field Goals:	5 // ETSU, 12/21/18*
3-Pointers:	--
Free Throws:	4 // Texas, 12/9/18
Minutes:	28 // Clemson, 11/22/18

*Indicates most recent high

CAREER HIGHS

Points:	17 // Vanderbilt, 1/7/18
Rebounds:	13 // OSU, 12/2/18*
Assists:	3 // OSU, 12/2/18*
Steals:	4 // Auburn, 1/4/18
Blocks:	3 // Presbyterian, 11/11/18*
Field Goals:	7 // Vanderbilt, 1/7/18*
3-Pointers:	--
Free Throws:	5 // Liberty, 3/16/18
Minutes:	28 // Clemson, 11/22/18

SEC HIGHS

Points:	17 // Vanderbilt, 1/7/18
Rebounds:	5 // S. Carolina, 2/25/18*
Assists:	2 // Vanderbilt, 1/7/18*
Steals:	4 // Auburn, 1/4/18
Blocks:	1 // Florida, 2/22/18*
Field Goals:	7 // Vanderbilt, 1/7/18
3-Pointers:	--
Free Throws:	3 // Vanderbilt, 1/7/18
Minutes:	25 // Texas A&M, 1/11/18

PRODUCTION TRACKER

	2018-19	Career
Had a Double-Double	1	3
Scored 10+ Points	5	10
Scored 20+ Points	--	--
Led UT in Scoring	--	--
Led UT in Rebounding	4	7
Led UT in Blocks	3	9
Led UT in Steals	--	2
Had 3+ Blocks	1	2
Had 3+ Steals	3	3

Pronounced SHARE-ih-dean

- Notched 10 points, eight rebounds and three steals against Murray State.
- Scored 12 points while pulling down three boards against ETSU.
- Tallied 10 points, six rebounds and two blocked shots against No. 12 Texas.
- Tied her career-highs in both rebounds (13) and assists (3) against OSU while adding three steals and six points.
- Netted 11 points and grabbed a team-high eight rebounds against Clemson.
- Scored 12 points while snagging four boards and dishing out two assists against UNC Asheville.
- Recorded her third career double-double and first career start against Presbyterian, logging 13 points, 11 rebounds, three blocks and three steals.
- Started and played 17 minutes in Tennessee's exhibition game against Carson-Newman, logging 16 points, eight rebounds and two blocked shots.
- Saw action in every game during the 2017-18 season, scoring in double figures five times and pulling down double-digit rebounds in three contests.
- Averaged 4.1 ppg. and 3.7 rpg. and shot .549 from the field in a reserve role during her first season back in action following knee surgery in 2015-16 and a redshirt year in 2016-17.
- Posted two double-double efforts on the year, including a showing of 15 points and 12 rebounds in a season-high 26 minutes during an NCAA First Round match-up vs. Liberty.
- Recorded her first career double-double against Troy, logging 16 points, 13 rebounds, three assists and two steals in 20 minutes of action.
- Notched a career-high 17 points at home against Vanderbilt while adding five rebounds, two assists and two steals in 21 minutes.
- Scored 10 points and pulled down four rebounds in 17 minutes against James Madison.
- Pulled down 10 boards in 21 minutes of action against Alabama State to lead the team in rebounding.
- Played a productive 12 minutes in the upset of No. 2/4 Texas, notching eight points and five rebounds.
- Redshirted and sat out the whole 2016-17 season to rehab from a right knee injury suffered in 2015-16 at ASA College.
- Played with Great Britain U20 team.
- Member of England National U16 and U18 Teams.
- Full name is Cheridene Anne-Marie Green.
- Born on Sept. 19, 1995, in London, England.
- Mother is Sylvia Green and father is Gary Swaby.
- Has six siblings, including sisters Tunicea, Jade and Letitia, and brothers Martin, Sheldon and Coelin.
- Is the Lady Vols' first-ever international player.
- Summer 2018 graduate with a degree in communication studies.
- Recipient of the Betty J. Basler Winners' Circle Scholarship.
- Follow @ceemaries on Twitter and @cee.marie on Instagram.

2018-19 GAME-BY-GAME STATS

OPPONENT	DATE	MIN	FG-FGA	PCT	3FG-FGA	PCT	FT-FTA	PCT	OR	DR	TR	PF-FO	A	TO	BLK	STL	PTS
*Presbyterian	11/11	24	5-9	.556	0-0	.000	3-5	.600	5	6	11	2-0	0	1	3	3	13
*UNC Asheville	11/14	23	5-6	.833	0-0	.000	2-2	1.000	2	2	4	2-0	2	2	0	0	12
*Florida A&M	11/18	21	2-3	.667	0-0	.000	1-1	1.000	0	5	5	0-0	1	0	0	2	5
*vs. Clemson	11/22	28	4-6	.667	0-0	.000	3-4	.750	2	6	8	3-0	1	3	0	0	11
vs. UAB	11/24	19	2-8	.250	0-0	.000	0-0	.000	3	0	3	0-0	0	0	0	1	4
*at Oklahoma St.	12/2	26	3-6	.500	0-0	.000	0-1	.000	6	7	13	3-0	3	1	0	3	6
*Stetson	12/5	21	2-2	1.000	0-0	.000	0-2	.000	1	4	5	3-0	0	1	0	0	4
*at Texas	12/9	22	3-7	.429	0-0	.000	4-4	1.000	4	2	6	4-0	0	3	2	0	10
*Stanford	12/18	20	3-6	.500	0-0	.000	0-0	.000	2	1	3	3-0	0	0	0	0	6
*ETSU	12/21	15	5-6	.833	0-0	.000	2-2	1.000	2	1	3	2-0	0	1	0	0	12
*Murray State	12/28	19	4-5	.800	0-0	.000	2-2	1.000	5	3	8	3-0	1	5	0	3	10
*Belmont	12/30	19	2-4	.500	0-0	.000	0-0	.000	0	1	1	2-0	2	1	1	0	4
at Auburn	1/3																
Missouri	1/6																
Kentucky	1/10																
at Georgia	1/13																
at Alabama	1/17																
Arkansas	1/21																
Notre Dame	1/24																
LSU	1/27																
Florida	1/31																
at Vanderbilt	2/3																
at Mississippi St.	2/10																
Auburn	2/14																
at Missouri	2/17																
at Texas A&M	2/21																
South Carolina	2/24																
Vanderbilt	2/28																

* indicates game started

CAREER STATS

Season	GP-GS	MIN/MPG	FGs	FG Pct	3FGs	3FG Pct	FTs	FT Pct	O-R-Reb	RPG	PF-FO	Asst	TO	Blk	Stl	Pts	PPG
17-18	33-0	391/11.8	50-91	.549	0-3	.000	35-53	.660	59-63-122	3.7	32-0	14	30	13	24	135	4.1
18-19	12-12	257/21.4	40-68	.588	0-0	.000	17-23	.739	32-38-70	5.8	27-0	10	18	6	12	97	8.1
Totals	45-12	648/14.4	90-159	.566	0-3	.000	52-76	.684	91-101-192	4.3	59-0	24	48	19	36	232	5.2

14 ZAAZ GREEN

FR Guard | 6-0 | Exploratory - Education, Health & Human Sciences
Duncanville, Texas | Duncanville H.S.



PLAYER HIGHS

SEASON HIGHS

Points:	17 // OSU, 12/2/18
Rebounds:	6 // Belmont, 12/30/18
Assists:	5 // Belmont, 12/30/18
Steals:	5 // Presbyterian, 11/11/18
Blocks:	1 // ETSU, 12/21/18*
Field Goals:	7 // OSU, 12/2/18
3-Pointers:	3 // Presbyterian, 11/11/18
Free Throws:	4 // Stetson, 12/5/18
Minutes:	33 // Belmont, 12/30/18

*Indicates most recent high

CAREER HIGHS

Points:	17 // OSU, 12/2/18
Rebounds:	6 // Belmont, 12/30/18
Assists:	5 // Belmont, 12/30/18
Steals:	5 // Presbyterian, 11/11/18
Blocks:	1 // ETSU, 12/21/18*
Field Goals:	7 // OSU, 12/2/18
3-Pointers:	3 // Presbyterian, 11/11/18
Free Throws:	4 // Stetson, 12/5/18
Minutes:	33 // Belmont, 12/30/18

SEC HIGHS

Points:	--
Rebounds:	--
Assists:	--
Steals:	--
Blocks:	--
Field Goals:	--
3-Pointers:	--
Free Throws:	--
Minutes:	--

PRODUCTION TRACKER

	2018-19	Career
Had a Double-Double	--	--
Scored 10+ Points	4	4
Scored 20+ Points	--	--
Led UT in Scoring	--	--
Led UT in Rebounding	1	1
Led UT in Assists	--	--
Led UT in Steals	1	1
Had 3+ Assists	3	3
Had 3+ 3-pt	1	1

Pronounced ZAY

- Set new career highs in rebounds (6) and assists (5) while adding 10 points against Belmont.
- Posted nine points, three rebounds, two assists and a steal against Murray State.
- Played 24 minutes against ETSU, recording nine points, four rebounds, two assists, and a blocked shot.
- Tallied 14 points, two rebounds and a steal in 30 minutes of action against No. 8/9 Stanford.
- Scored eight points, pulled down five boards and was a perfect 4-for-4 from the free-throw line against Stetson.
- Named SEC Freshman of the Week after logging career highs in points (17), rebounds (5) and minutes played (29) against OSU in her second career start.
- Snagged four steals while adding 12 points, two rebounds and three assists against Clemson.
- Is just the 22nd Lady Vol to start in the season opener as a freshman.
- Led UT in scoring and recorded a double-double in her first game action as a Lady Vol, notching 28 points, 10 rebounds, three assists and three steals in Tennessee's exhibition win over Carson-Newman.
- Participated in the 2018 USA Basketball U18 National Team Trials
- Participated in the 2016 USA Basketball U17 World Championship Team Trials.
- Ranked No. 10 overall and the No. 2 guard in the HoopGurlz espnW Top 100.
- Ranked No. 23 overall and the No. 3 guard in the 2018 Prospectsnation.com Elite 150.
- McDonald's All-American (2018).
- Naismith All-America Third-Team (2018).
- MaxPreps Fourth-Team All-American (2018).
- American Family Insurance ALL-USA Texas Girls Basketball Team (2016, 2017, 2018).
- Played in Jordan Brand Classic (2018).
- Started in the McDonald's All-American Game and Jordan Brand Classic.
- TABC 6A All-State (2017, 2018).
- 6A State Championship MVP (2016, 2017) as Duncanville won state titles.
- Averaged 15.5 ppg, 4.8 rpg, 3.7 apg, and 1.8 spg. as a senior.
- Averaged 17.8 ppg, 5.1 rpg, and 3.1 apg. as a junior.
- Also played volleyball in high school.
- Full name is Zarielle Lacleo "Zaay" Green.
- Born March 25, 2000, in Dallas, Texas.
- Parents are Zoderick Green and Yolanda Harris.
- Her mother was a four-year starter on the basketball team at Stephen F. Austin from 1994-97, and still holds the program's No. 6 all-time single-season steals total (87, 1996-97).
- Her father was an All-America player at Central Oklahoma and still holds the school record for assists in a game with 17 vs. Tarleton State in 1995.
- Hails from same prep alma mater as Lady Vols, WNBA and Olympic star Tamika Catchings.

2018-19 GAME-BY-GAME STATS

OPPONENT	DATE	MIN	FG-FGA	PCT	3FG-FGA	PCT	FT-FTA	PCT	OR	DR	TR	PF-FO	A	TO	BLK	STL	PTS
*Presbyterian	11/11	22	4-9	.444	3-4	.750	2-2	1.000	0	0	0	1-0	4	2	1	5	13
UNC Asheville	11/14	20	1-7	.143	0-4	.000	0-0	.000	0	1	1	3-0	1	1	0	1	2
Florida A&M	11/18	19	3-11	.273	0-4	.000	2-4	.500	1	3	4	1-0	3	4	1	2	8
vs. Clemson	11/22	25	5-14	.357	0-4	.000	2-2	1.000	1	1	2	4-0	3	2	0	4	12
vs. UAB	11/24	16	2-8	.250	0-2	.000	1-2	.500	0	4	4	4-0	1	1	0	0	5
*at Oklahoma St.	12/2	29	7-15	.467	1-4	.250	2-4	.500	1	4	5	4-0	2	4	1	1	17
*Stetson	12/5	32	2-9	.222	0-4	.000	4-4	1.000	2	3	5	4-0	1	2	0	2	8
*at Texas	12/9	23	2-7	.286	1-2	.500	3-4	.750	0	5	5	3-0	2	1	0	0	8
*Stanford	12/18	30	6-16	.375	2-5	.400	0-0	.000	1	1	2	5-1	1	0	0	1	14
*ETSU	12/21	24	4-8	.500	1-3	.333	0-0	.000	1	3	4	3-0	2	2	1	1	9
*Murray State	12/28	20	4-11	.364	1-5	.200	0-0	.000	0	3	3	1-0	2	2	0	1	9
*Belmont	12/30	33	3-13	.231	2-6	.333	2-2	1.000	2	4	6	4-0	5	1	0	2	10
at Auburn	1/3																
Missouri	1/6																
Kentucky	1/10																
at Georgia	1/13																
at Alabama	1/17																
Arkansas	1/21																
Notre Dame	1/24																
LSU	1/27																
Florida	1/31																
at Vanderbilt	2/3																
at Mississippi St.	2/10																
Auburn	2/14																
at Missouri	2/17																
at Texas A&M	2/21																
South Carolina	2/24																
Vanderbilt	2/28																

* indicates game started

CAREER STATS

Season	GP-GS	MIN/MPG	FGs	FG Pct	3FGs	3FG Pct	FTs	FT Pct	O-R-Reb	RPG	PF-FO	Asst	TO	Blk	Stl	Pts	PPG
18-19	12-8	293/24.4	43-128	.336	11-47	.234	18-24	.750	9-32-41	3.4	37-1	27	22	4	20	115	9.6

5 KAMERA HARRIS

JR Center | 6-3 | Recreation & Sport Management
Hampton, Ga. | Dutchtown H.S.



PLAYER HIGHS

SEASON HIGHS

Points:	4 // FAMU, 11/18/18
Rebounds:	4 // Murray St., 12/28/18*
Assists:	1 // Murray St., 12/28/18
Steals:	2 // FAMU, 11/18/18
Blocks:	1 // Texas, 12/9/18*
Field Goals:	2 // FAMU, 11/18/18
3-Pointers:	--
Free Throws:	1 // Murray St., 12/28/18*
Minutes:	19 // FAMU, 11/18/18

*Indicates most recent high

CAREER HIGHS

Points:	4 // FAMU, 11/18/18*
Rebounds:	4 // Murray St., 12/28/18*
Assists:	1 // Murray St., 12/28/18
Steals:	2 // FAMU, 11/18/18
Blocks:	1 // Texas, 12/9/18*
Field Goals:	2 // FAMU, 11/18/18*
3-Pointers:	--
Free Throws:	1 // ETSU, 12/21/18*
Minutes:	19 // Presbyterian, 11/11/18*

SEC HIGHS

Points:	--
Rebounds:	2 // Vanderbilt, 1/22/17
Assists:	--
Steals:	--
Blocks:	--
Field Goals:	--
3-Pointers:	--
Free Throws:	--
Minutes:	3 // Vanderbilt, 1/22/17

PRODUCTION TRACKER

	2018-19	Career
Had a Double-Double	--	--
Scored 10+ Points	--	--
Scored 20+ Points	--	--
Led UT in Scoring	--	--
Led UT in Rebounding	--	--
Led UT in Blocks	--	1
Led UT in Steals	1	1
Had 3+ Blocks	--	--
Had 3+ Steals	--	--

Pronounced CAM-er-ruh

- Tied her career high of four boards against Murray State while dishing out an assist and scoring one point.
- Logged a point and a steal in UT's win over ETSU.
- Played nine minutes against Texas, tallying a rebound, a steal and a blocked shot.
- Recorded four points, four rebounds and two steals in 19 minutes against FAMU.
- Played 19 minutes against Presbyterian, scoring two points and snagging three boards.
- Saw action in 10 games as a sophomore, scoring in three of them and grabbing a carom in seven contests.
- Saw six minutes of action against Liberty during the NCAA First Round, posting two points and one rebound.
- Tallied two points, a block and two rebounds in four minutes against ETSU.
- Played 12 minutes against Alabama State, scoring two points and blocking a shot.
- Pulled down two rebounds in Tennessee's 77-34 win over Central Arkansas.
- Collected two rebounds in 13 minutes of action against South Dakota.
- Saw action in 10 games as a freshman, scoring in three of them and grabbing a rebound on five occasions.
- Averaged 12.4 points, 9.9 rebounds and 8.6 blocks per game as a senior in high school.
- Set a national single-game prep record for blocked shots in 2014 with 28 vs. Veterans High School in the first round of the state tournament.
- Eclipsed the old record of 25 held by Brittney Griner. and was featured in Sports Illustrated Faces in the Crowd for that achievement.
- Full name is Kamera Janel Harris
- First name is pronounced like camera.
- Born on July 19, 1998, in Atlanta, Ga.
- Mother is Karen Bailey.
- Siblings include James and Jordan Harris.
- Brother Jordan played college football at Alabama State, Morehouse and New Mexico Military Institute.
- Member of National Honor Society at DHS.
- Expected to graduate in summer 2019.
- Recipient of the Doris Lewis Winners' Circle Scholarship.
- Follow @_kodakmoment_ on Twitter and @_kayh_ on Instagram.

2018-19 GAME-BY-GAME STATS

OPPONENT	DATE	MIN	FG-FGA	PCT	3FG-FGA	PCT	FT-FTA	PCT	OR	DR	TR	PF-FO	A	TO	BLK	STL	PTS
Presbyterian	11/11	19	1-4	.250	0-0	.000	0-0	.000	2	1	3	1-0	0	3	1	0	2
UNC Asheville	11/14	5	0-0	.000	0-0	.000	0-0	.000	0	0	0	2-0	0	0	0	0	0
Florida A&M	11/18	19	2-3	.667	0-0	.000	0-0	.000	2	2	4	2-0	0	2	0	2	4
vs. Clemson	11/22	DNP															
vs. UAB	11/24	DNP															
at Oklahoma St.	12/2	4	0-0	.000	0-0	.000	0-0	.000	1	0	1	2-0	0	0	0	0	0
Stetson	12/5	2	0-1	.000	0-0	.000	0-0	.000	0	1	1	0-0	0	1	0	0	0
at Texas	12/9	9	0-1	.000	0-0	.000	0-0	.000	1	0	1	2-0	0	1	1	1	0
Stanford	12/18	2	0-0	.000	0-0	.000	0-0	.000	0	1	1	1-0	0	2	0	0	0
ETSU	12/21	9	0-0	.000	0-0	.000	1-2	.500	0	0	0	2-0	0	0	0	1	1
Murray State	12/28	13	0-2	.000	0-0	.000	1-2	.500	2	2	4	1-0	1	0	0	0	1
Belmont	12/30	DNP															
at Auburn	1/3																
Missouri	1/6																
Kentucky	1/10																
at Georgia	1/13																
at Alabama	1/17																
Arkansas	1/21																
Notre Dame	1/24																
LSU	1/27																
Florida	1/31																
at Vanderbilt	2/3																
at Mississippi St.	2/10																
Auburn	2/14																
at Missouri	2/17																
at Texas A&M	2/21																
South Carolina	2/24																
Vanderbilt	2/28																

* indicates game started

CAREER STATS

Season	GP-GS	MIN/MPG	FGs	FG Pct	3FGs	3FG Pct	FTs	FT Pct	O-R-Reb	RPG	PF-FO	Asst	TO	Blk	Stl	Pts	PPG
16-17	7-0	342/6.0	3-7	.429	0-0	.000	2-4	.500	5-4-9	1.3	10-1	0	0	1	0	8	1.1
17-18	10-0	55/5.5	3-12	.250	0-0	.000	0-2	.000	5-5-10	1.0	6-0	0	5	2	0	6	0.6
18-19	9-0	82/9.1	3-11	.273	0-0	.000	2-4	.500	8-7-15	1.7	13-0	1	9	2	4	8	0.9
Totals	26-0	179/6.9	9-30	.300	0-0	.000	4-10	.400	18-16-34	1.3	29-1	1	14	5	4	22	0.8

10 MEME JACKSON

SR Guard/Forward | 5-11 | Communications Studies
Murfreesboro, Tenn. | Blackman H.S.



PLAYER HIGHS

SEASON HIGHS

Points:	33 // Texas, 12/9/18
Rebounds:	8 // UAB, 11/24/18
Assists:	5 // Murray St., 12/28/18
Steals:	6 // FAMU, 11/18/18
Blocks:	1 // Clemson, 11/22/18
Field Goals:	10 // Texas, 12/9/18
3-Pointers:	7 // ETSU, 12/21/18
Free Throws:	9 // Texas, 12/9/18
Minutes:	40 // Texas, 12/9/18

*Indicates most recent high

CAREER HIGHS

Points:	33 // Texas, 12/9/18
Rebounds:	10 // Troy, 12/6/17
Assists:	7 // Kentucky, 12/31/17
Steals:	6 // FAMU, 11/18/18
Blocks:	3 // South Carolina, 3/2/18
Field Goals:	10 // Texas, 12/9/18
3-Pointers:	7 // ETSU, 12/21/18
Free Throws:	9 // Texas, 12/9/18
Minutes:	42 // Georgia, 2/6/17

SEC HIGHS

Points:	21 // Arkansas, 2/8/18
Rebounds:	8 // Alabama, 2/15/18
Assists:	7 // Kentucky, 12/31/17
Steals:	3 // Florida, 2/22/18
Blocks:	2 // South Carolina, 2/25/18*
Field Goals:	7 // Arkansas, 2/8/18
3-Pointers:	5 // Arkansas, 2/8/18
Free Throws:	3 // Vanderbilt, 1/5/17
Minutes:	42 // Georgia, 2/6/17

PRODUCTION TRACKER

	2018-19	Career
Had a Double-Double	--	1
Scored 10+ Points	9	24
Scored 20+ Points	2	4
Led UT in Scoring	5	7
Led UT in Steals	4	12
Led UT in Assists	--	3
Led UT in 3 pt. Made	7	33
Had 3+ Steals	5	10
Had 3+ 3-pt	6	12

Pronounced ME-ME

- Has made three or more treys in six of 12 games this season and 4+ on three occasions.
- Tallied 10 points, three rebounds and an assist against Belmont.
- Dished out a season-high five assists against Murray St. while adding 11 points and four steals.
- Hit a career-high seven treys against ETSU, tying for fourth-most in a single game by a Lady Vol.
- Scored 17 points against Stanford while grabbing four points and snagging a steal.
- Went four of nine from behind the arc and nine of 11 from the free-throw line en route to a career-high 33 points against No. 12 Texas.
- Led UT in scoring and 3-point shooting for the third time this season against Clemson, going 4-of-9 from behind the arc for 14 points.
- Joined teammate RENNIA DAVIS on the Junkanoo Jam All-Tournament Team.
- Was Tennessee's top scorer for the second game in a row with 19 points and a career-high six steals against FAMU.
- Led UT in scoring against UNC Asheville, netting 13 points while recording two steals and two assists.
- Began her senior campaign by logging 11 points, two rebounds, three assists and a career-high tying four steals against Presbyterian.
- Started every game for Tennessee during the 2017-18 season, playing 27.5 minutes per contest.
- Averaged 8.2 points, 4.0 rebounds, 2.2 assists and 1.0 steals.
- Hit a team-high 50 treys on the season and was UT's leading three-point shooter on 19 occasions.
- Scored in double figures 13 times during her junior season.
- Went 5-of-7 from behind the arc at Arkansas to record a career-high 21 points while grabbing five rebounds and dishing out four assists.
- Tallied 19 points on 7-of-13 shooting with three steals and four rebounds against Alabama State.
- Scored a team-high 18 points against No. 5 Notre Dame while grabbing three rebounds and dishing out two assists.
- Recorded her first career double-double, hitting Troy with 16 points and a career-high 10 rebounds.
- Notched a career-high five treys against Long Beach State, finishing the day with 15 points, six rebounds and four assists.
- Knocked down three treys in the second half to finish with 13 points at LSU.
- Netted 11 points against No. 18 Georgia while dishing out two assists and grabbing four rebounds.
- Scored 11 points against Central Arkansas and led the team in steals with four.
- Tallied 10 points, four rebounds and three assists in the home encounter vs. No. 14/12 Texas A&M.
- Played in all 32 games as a sophomore, starting in 19 of the contests and averaging 4.7 points and 1.8 rebounds per game.
- Improved her 3-point shooting, connecting on 32.9 percent of her shots from deep and leading the team in threes made six times during the 2016-17 season.
- Stepped up her play in her second season, scoring at least five points in 14 games after not scoring more than four points in any game during her freshman year.
- Saw time in 21 games off the bench as a freshman and averaged 1.0 points and 0.6 rebounds per game.
- Full name is Jamasha Starr "Meme" Jackson.
- Participated in the 2014 USA Basketball Women's U18 National Team Trials.

2018-19 GAME-BY-GAME STATS

OPPONENT	DATE	MIN	FG-FGA	PCT	3FG-FGA	PCT	FT-FTA	PCT	OR	DR	TR	PF-FO	A	TO	BLK	STL	PTS
*Presbyterian	11/11	22	4-9	.444	1-2	.500	2-2	1.000	0	2	2	3-0	3	3	0	4	11
*UNC Asheville	11/14	28	5-9	.556	3-5	.600	0-0	.000	0	1	1	3-0	2	2	0	2	13
*Florida A&M	11/18	21	7-12	.583	3-8	.375	2-4	.500	0	2	2	1-0	4	1	2	6	19
*vs. Clemson	11/22	32	4-11	.364	4-9	.444	2-2	1.000	0	4	4	0-0	4	2	1	0	14
*vs. UAB	11/24	37	2-5	.400	2-4	.500	2-2	1.000	2	6	8	2-0	1	3	0	3	8
*at Oklahoma St.	12/2	38	3-8	.375	1-6	.167	0-0	.000	3	2	5	2-0	2	1	1	4	7
*Stetson	12/5	33	0-4	.000	0-4	.000	0-0	.000	1	4	5	2-0	3	3	0	1	0
*at Texas	12/9	40	10-18	.556	4-9	.444	9-11	.818	1	2	3	3-0	0	1	0	0	33
*Stanford	12/18	35	4-14	.286	3-13	.231	6-10	.600	2	2	4	3-0	1	1	0	1	17
*ETSU	12/21	28	8-14	.571	7-12	.583	0-0	.000	0	3	3	2-0	4	4	0	1	23
*Murray State	12/28	25	4-11	.364	1-6	.167	2-3	.667	1	2	3	1-0	5	4	0	4	11
*Belmont	12/30	33	3-8	.375	2-5	.400	2-2	1.000	0	3	3	0-0	1	2	0	0	10
at Auburn	1/3																
Missouri	1/6																
Kentucky	1/10																
at Georgia	1/13																
at Alabama	1/17																
Arkansas	1/21																
Notre Dame	1/24																
LSU	1/27																
Florida	1/31																
at Vanderbilt	2/3																
at Mississippi St.	2/10																
Auburn	2/14																
at Missouri	2/17																
at Texas A&M	2/21																
South Carolina	2/24																
Vanderbilt	2/28																

* indicates game started

CAREER STATS

Season	GP-GS	MIN/MPG	FGs	FG Pct	3FGs	3FG Pct	FTs	FT Pct	O-R-Reb	RPG	PF-FO	Asst	TO	Blk	Stl	Pts	PPG
15-16	21-0	137/6.5	9-35	.257	1-16	.063	3-6	.500	5-8-13	0.6	16-0	8	8	0	5	22	1.0
16-17	32-19	751/23.5	58-168	.345	24-73	.329	9-21	.429	23-34-57	1.8	65-3	51	38	5	16	149	4.7
17-18	33-33	907/27.5	96-252	.381	50-140	.357	30-43	.698	27-106-133	4.0	77-0	74	63	13	34	272	8.2
18-19	12-12	372/31.0	54-123	.439	31-83	.373	27-36	.750	10-33-43	3.6	22-0	30	27	4	26	166	13.8
Totals	98-64	2167/22.1	217-578	.375	106-312	.340	69-106	.651	65-181-246	2.5	180-3	163	136	22	81	609	6.2

11 KASIYAHNA KUSHKITUAH

SO Center | 6-4 | Hotel, Restaurant & Tourism Management
Atlanta, Ga. | St. Francis H.S.



PLAYER HIGHS

SEASON HIGHS

Points:	13 // UAB, 11/24/18*
Rebounds:	13 // UAB, 11/24/18
Assists:	1 // Murray St., 12/28/18*
Steals:	2 // Clemson, 11/22/18
Blocks:	3 // ETSU, 12/21/18
Field Goals:	6 // UAB, 11/24/18
3-Pointers:	--
Free Throws:	3 // FAMU, 11/18/18
Minutes:	35 // UAB, 11/24/18

*Indicates most recent high

CAREER HIGHS

Points:	13 // UAB, 11/24/18*
Rebounds:	13 // UAB, 11/24/18
Assists:	1 // Murray St., 12/28/18*
Steals:	2 // Clemson, 11/22/18
Blocks:	3 // ETSU, 12/21/18*
Field Goals:	6 // UAB, 11/24/18
3-Pointers:	--
Free Throws:	3 // FAMU, 11/18/18
Minutes:	35 // UAB, 11/24/18

SEC HIGHS

Points:	4 // Florida, 2/22/18
Rebounds:	5 // Georgia, 2/11/18
Assists:	1 // Ole Miss, 1/25/18
Steals:	--
Blocks:	--
Field Goals:	2 // Florida, 2/22/18
3-Pointers:	--
Free Throws:	1 // Georgia, 2/11/18
Minutes:	10 // Georgia, 2/11/18

PRODUCTION TRACKER

	2018-19	Career
Had a Double-Double	1	1
Scored 10+ Points	4	5
Scored 20+ Points	--	--
Led UT in Scoring	--	--
Led UT in Rebounding	1	1
Had 10+ Rebounds	1	2
Led UT in Blocks	2	4
Led UT in Steals	--	--
Had 3+ Blocks	1	2

Pronounced CASS-ee-YAW-nuh "Cass-ee" kush-KITTA-wah

- Logged five points, three rebounds, an assist and a blocked shot against Murray State.
- Tallied two points, one rebound and a career-high three blocked shots against ETSU.
- Saw eight minutes of action against Stanford after missing the previous three games due to a knee injury.
- Recorded the first double-double of her career against UAB with 13 points, 13 rebounds and two blocked shots.
- Logged two steals to set a new career-high against Clemson, adding 11 points and six rebounds.
- Netted a career-high 13 points against FAMU while also adding two rebounds, one steal and a blocked shot.
- Made her first career start against Presbyterian, tallying 10 points, seven rebounds, two blocks and an assist in 21 minutes.
- Saw action in 16 games during the 2017-18 season, scoring in six and grabbing a rebound in nine.
- Averaged 7.6 minutes per contest and tallied 1.8 ppg. and 1.4 rpg.
- Connected at a rate of .650 from the field, hitting 13 of 20 shots.
- Recorded a career-high 10 points in 15 minutes of action vs. Liberty during the NCAA First Round.
- Played 18 minutes against Troy, logging six points, five rebounds and two blocked shots.
- Netted four points at Florida.
- Scored three points and pulled down five boards in 10 minutes of action against No. 18 Georgia.
- Blocked three shots, scored four points and pulled down four rebounds during her Lady Vol debut against ETSU.
- Participated in 2016 USA Women's U18 National Team Trials.
- Participated in 2016 USA Women's U17 World Championship Team Trials.
- Participated in 2015 USA Women's U16 National Team Trials.
- Played AAU ball for Finest Basketball Club Southeast Elite.
- Ranked No. 11 overall and the No. 1 post in the 2017 Prospectsnation.com Elite 150.
- Ranked No. 57 overall and the No. 6 post in the 2017 HoopGurlz espnW Top 100.
- McDonald's All-American, WBCA Honorable Mention All-American, Naismith Honorable Mention All-American (2017)
- Played in Jordan Brand Classic (2017).
- Atlanta Journal Constitution Class A All-State First Team (2015, 2016, 2017).
- Full name is Kasiyahna Mercedes Kushkituah. Prefers to be called "Kasi"
- Born on Aug. 16, 1999, in Atlanta, Ga.
- Mother is Talandra Echols, stepdad is Otis Wilson and father is Kaisim Kushkituah.
- Has one Godsisiter, Daphne.
- Uncle Quennon Echols played basketball at Murray State; and God-uncle Shareef Abdur-Rahim is a retired NBA player who was a 2000 U.S. Olympic gold medalist and 2002 NBA All-Star.
- Big fan of Beyoncé and earned the nickname "Keyoncé" because of that affinity for the star and her propensity to sing while in the car.
- Wears No. 11, because that is the age when she began to love basketball, and K is the 11th letter in the alphabet.

2018-19 GAME-BY-GAME STATS

OPPONENT	DATE	MIN	FG-FGA	PCT	3FG-FGA	PCT	FT-FTA	PCT	OR	DR	TR	PF-FO	A	TO	BLK	STL	PTS
*Presbyterian	11/11	21	5-9	.556	0-0	.000	0-6	.000	6	1	7	2-0	1	2	2	0	10
*UNC Asheville	11/14	21	2-5	.400	0-0	.000	0-0	.000	2	1	3	1-0	1	1	0	0	4
*Florida A&M	11/18	21	5-6	.833	0-0	.000	3-4	.750	0	2	2	1-0	1	2	1	1	13
*vs. Clemson	11/22	26	5-7	.714	0-0	.000	1-2	.500	1	5	6	2-0	1	2	0	2	11
*vs. UAB	11/24	35	6-12	.500	0-0	.000	1-2	.500	2	11	13	3-0	1	2	2	0	13
at Oklahoma St.	12/2	DNP															
Stetson	12/5	DNP															
at Texas	12/9	DNP															
Stanford	12/18	8	0-0	.000	0-0	.000	0-0	.000	0	0	0	0-0	0	0	0	0	0
ETSU	12/21	6	0-0	.000	0-0	.000	2-4	.500	0	1	1	4-0	0	0	3	0	2
Murray State	12/28	18	2-2	1.000	0-0	.000	1-2	.500	1	2	3	3-0	1	0	1	0	5
Belmont	12/30	8	2-4	.500	0-0	.000	0-0	.000	1	0	1	2-0	0	0	0	0	4
at Auburn	1/3																
Missouri	1/6																
Kentucky	1/10																
at Georgia	1/13																
at Alabama	1/17																
Arkansas	1/21																
Notre Dame	1/24																
LSU	1/27																
Florida	1/31																
at Vanderbilt	2/3																
at Mississippi St.	2/10																
Auburn	2/14																
at Missouri	2/17																
at Texas A&M	2/21																
South Carolina	2/24																
Vanderbilt	2/28																

* indicates game started

CAREER STATS

Season	GP-GS	MIN/MPG	FGs	FG Pct	3FGs	3FG Pct	FTs	FT Pct	O-R-Reb	RPG	PF-FO	Asst	TO	Blk	Stl	Pts	PPG
17-18	16-0	122/7.6	13-20	.650	0-0	.000	3-15	.200	4-19-23	1.4	20-0	3	9	6	1	29	1.8
18-19	9-5	164/18.2	27-45	.600	0-0	.000	8-20	.400	13-23-36	4.0	18-0	6	9	9	3	62	6.9
Totals	25-5	286/11.4	40-65	.615	0-0	.000	11-35	.314	17-42-59	2.4	38-0	9	18	15	4	91	3.6

13 JAZMINE MASSENGILL

FR Guard | 6-0 | Communications Studies
Chattanooga, Tenn. | Hamilton Heights Christian Academy



PLAYER HIGHS

SEASON HIGHS

Points:	10 // Murray St., 12/28/18
Rebounds:	9 // ETSU, 12/21/18
Assists:	8 // Murray St., 12/28/18
Steals:	4 // FAMU, 11/18/18
Blocks:	5 // ETSU, 12/21/18
Field Goals:	4 // Murray St., 12/28/18
3-Pointers:	2 // Murray St., 12/28/18
Free Throws:	2 // FAMU, 11/18/18
Minutes:	30 // ETSU, 12/21/18*

*Indicates most recent high

CAREER HIGHS

Points:	10 // Murray St., 12/28/18
Rebounds:	9 // ETSU, 12/21/18
Assists:	8 // Murray St., 12/28/18
Steals:	4 // FAMU, 11/18/18
Blocks:	5 // ETSU, 12/21/18
Field Goals:	4 // Murray St., 12/28/18
3-Pointers:	2 // Murray St., 12/28/18
Free Throws:	2 // FAMU, 11/18/18
Minutes:	30 // ETSU, 12/21/18*

SEC HIGHS

Points:	--
Rebounds:	--
Assists:	--
Steals:	--
Blocks:	--
Field Goals:	--
3-Pointers:	--
Free Throws:	--
Minutes:	--

PRODUCTION TRACKER

	2018-19	Career
Had a Double-Double	--	--
Scored 10+ Points	1	1
Scored 20+ Points	--	--
Led UT in Scoring	--	--
Led UT in Rebounding	1	1
Led UT in Blocks	3	3
Led UT in Steals	1	1
Had 3+ Assists	3	3
Had 3+ Steals	1	1

- Saw 24 minutes of action against Belmont, tallying seven points, five rebounds and three assists.
- Set career highs in points (10), assists (8) and 3-pointers made (2) against Murray State.
- Led the team in rebounding (9), blocks (5) and steals (2) in 30 minutes of action against ETSU.
- Played 12 minutes against Stanford, tallying five boards, one assist and a steal.
- Tallied two points, one rebound and an assist in 16 minutes of action during UT's come-from-behind win over Stetson.
- Saw 30 minutes of action against UAB, logging four points, five rebounds, two assists and two steals.
- Tallied five points, seven rebounds and four steals in 19 minutes of action against FAMU.
- Logged five points, seven rebounds, two assists and two steals in 25 minutes of action against Presbyterian.
- Played 25 minutes in Tennessee's exhibition win over Carson-Newman, recording 12 points, nine rebounds, three assists and two steals.
- Participated in the 2018 USA Basketball U18 National Team Trials.
- Prospectsnation.com Elite 150.
- Ranked No. 25 overall and the No. 6 point guard in the HoopGurlz espnW Top 100.
- McDonald's All-American (2018).
- NACA Sports First-Team All-American (2018).
- NACA All-Tournament Team (2015, 2016, 2018).
- MaxPreps Third-Team All-American (2018).
- Naismith All-America Honorable Mention (2017).
- Played in Jordan Brand Classic (2018).
- American Family Insurance ALL-USA Tennessee Girls Basketball Team (2018).
- Participated in Ballin' Across Borders (2017, 2018).
- Hit last four points, including the game-winning put-back with less than a second remaining, to lift the "Away Team" to an 89-88 victory at the Jordan Brand Classic.
- Senior year numbers included 11.9 ppg., 6.7 apg., 5.4 rpg. and 2.4 spg.
- Averaged 10 ppg., 7.1 apg., 6.1 rpg. and 2.5 spg. as a junior.
- Put up 11.8 ppg., 5.0 rpg., 3.8 apg., 2.3 spg. as a sophomore.
- Averaged 13.1 ppg., 4.2 rpg., 4.0 apg., 2.3 spg. and 1.9 bpg. as a freshman.
- Helped HHCA win NACA Division I Championships in 2017 and 2018.
- Full name is Jazmine Emon Massengill.
- Born Aug. 7, 2000, in Chattanooga, Tenn.
- Mother is Charmaine Massengill.
- Has a brother, Corwin "CJ" Massengill Jr.
- CJ played basketball at the University of Tennessee at Chattanooga.
- Cousin, Mariah Massengill, played basketball at Eastern Kentucky.

2018-19 GAME-BY-GAME STATS

OPPONENT	DATE	MIN	FG-FGA	PCT	3FG-FGA	PCT	FT-FTA	PCT	OR	DR	TR	PF-FO	A	TO	BLK	STL	PTS
Presbyterian	11/11	25	2-4	.500	0-0	.000	1-3	.333	4	3	7	2-0	2	0	1	2	5
UNC Asheville	11/14	24	1-5	.200	0-1	.000	2-4	.500	1	2	3	0-0	0	2	0	2	4
Florida A&M	11/18	19	2-6	.333	1-5	.200	0-0	.000	3	4	7	0-0	2	0	2	4	5
vs. Clemson	11/22	18	1-5	.200	0-2	.000	1-2	.500	1	1	2	1-0	2	2	0	2	3
vs. UAB	11/24	30	2-8	.250	0-3	.000	0-0	.000	2	3	5	2-0	2	2	0	2	4
at Oklahoma St.	12/2	21	0-4	.000	0-3	.000	0-0	.000	1	3	4	0-0	1	1	0	2	0
Stetson	12/5	16	1-2	.500	0-1	.000	0-0	.000	0	1	1	0-0	1	2	0	0	2
at Texas	12/9	8	0-0	.000	0-0	.000	0-0	.000	1	0	1	0-0	0	0	0	0	0
Stanford	12/18	12	0-0	.000	0-0	.000	0-0	.000	3	2	5	0-0	1	0	0	1	0
ETSU	12/21	30	2-6	.333	0-1	.000	0-0	.000	2	7	9	2-0	3	2	5	2	4
Murray State	12/28	21	4-6	.667	2-2	1.000	0-0	.000	0	4	4	0-0	8	2	1	2	10
Belmont	12/30	24	3-5	.600	1-2	.500	0-0	.000	1	4	5	1-0	3	0	0	0	7
at Auburn	1/3																
Missouri	1/6																
Kentucky	1/10																
at Georgia	1/13																
at Alabama	1/17																
Arkansas	1/21																
Notre Dame	1/24																
LSU	1/27																
Florida	1/31																
at Vanderbilt	2/3																
at Mississippi St.	2/10																
Auburn	2/14																
at Missouri	2/17																
at Texas A&M	2/21																
South Carolina	2/24																
Vanderbilt	2/28																

* indicates game started

CAREER STATS

Season	GP-GS	MIN/MPG	FGs	FG Pct	3FGs	3FG Pct	FTs	FT Pct	O-R-Reb	RPG	PF-FO	Asst	TO	Blk	Stl	Pts	PPG
18-19	12-0	248/20.7	18-51	.353	4-20	.200	4-9	.444	19-34-53	4.4	8-0	25	13	9	19	44	3.7

2 EVINA WESTBROOK

SO Guard | 6-0 | Journalism & Electronic Media
Salem, Ore. | South Salem H.S.



PLAYER HIGHS

SEASON HIGHS

Points:	29 // Stanford, 12/18/18*
Rebounds:	6 // Belmont, 12/30/18*
Assists:	10 // Stanford, 12/18/18
Steals:	7 // Presbyterian, 11/11/18
Blocks:	1 // Stetson, 12/5/18*
Field Goals:	12 // OSU, 12/2/18
3-Pointers:	3 // Texas, 12/9/18
Free Throws:	9 // Stetson, 12/5/18
Minutes:	40 // Stanford, 12/18/18*

*Indicates most recent high

CAREER HIGHS

Points:	29 // Stanford, 12/18/18*
Rebounds:	6 // Belmont, 12/30/18*
Assists:	12 // Troy, 12/6/17
Steals:	7 // Presbyterian, 11/11/18
Blocks:	3 // Notre Dame, 1/18/18*
Field Goals:	12 // OSU, 12/2/18
3-Pointers:	4 // Auburn, 1/4/18
Free Throws:	9 // Stetson, 12/5/18
Minutes:	42 // Texas A&M, 1/11/18

SEC HIGHS

Points:	18 // Auburn, 1/4/18
Rebounds:	5 // Texas A&M, 1/11/18*
Assists:	7 // LSU, 1/28/18*
Steals:	2 // Florida, 2/22/18*
Blocks:	3 // Kentucky, 12/31/17
Field Goals:	7 // Kentucky, 12/31/17
3-Pointers:	4 // Auburn, 1/4/18
Free Throws:	4 // Auburn, 1/4/18
Minutes:	42 // Texas A&M, 1/11/18

PRODUCTION TRACKER

	2018-19	Career
Had a Double-Double	1	1
Scored 10+ Points	9	21
Scored 20+ Points	6	6
Led UT in Scoring	4	6
Led UT in Rebounding	1	1
Led UT in Assists	11	30
Led UT in Steals	2	5
Had 3+ Assists	11	37
Had 3+ 3-pt	1	4

Pronounced ee-VEE-na

- Recorded her sixth 20+ point performance of the season against Belmont with 20 points, six rebounds, and seven assists.
- Logged 10 points, three rebounds, one assist and two steals against Murray State.
- Had four straight 20+ point performances leading up to the ETSU game, becoming the first Lady Vol to do so since Candace Parker had four in a row from March 2 to March 9, 2008.
- Scored a career-high-tying 29 points against Stanford, recording her first career double-double with a season-high 10 assists.
- Named SEC Player of the Week after averaging 21.5 points, 5.0 assists, 3.0 rebounds and 1.0 steals per contest in wins over Stetson and Texas.
- Scored 23 points against Texas while adding six assists, marking her third-straight 20+ point performance.
- Went a perfect 9-9 from the free-throw line en route to 20 points in UT's win over Stetson.
- Went 12-of-15 from the floor for a career-high 29 points against OSU while adding three assists, two steals and two rebounds.
- Tallied 16 points and a career-high six rebounds against UAB.
- Went 2-of-2 from behind the arc against Clemson, finishing with seven points, five assists and three rebounds.
- Dished out a season-high eight assists against FAMU while also logging seven points, two rebounds and a steal.
- Went 2-of-2 from behind the arc against UNC Asheville, scoring 11 points and dishing out 4 assists.
- Set new career highs in points (20) and steals (7) against Presbyterian while also dishing out five assists.
- Named to the Women's Citizen Naismith Trophy Preseason Watch List.
- Named 2018-19 Coaches Preseason All-SEC Second Team.
- Named to the 2019 Nancy Lieberman Award Preseason Watch List.
- Was a member of the 2017-18 SEC All-Freshman Team.
- Averaged 8.4 points, 4.3 assists and 2.8 rebounds while starting all 33 games as a rookie.
- Her 4.3 assists per game average was the No. 2 all-time mark by a UT freshman.
- Had three or more assists in 26 games and scored 10+ points on 12 occasions.
- Her 12 assists against Troy placed her seventh in the UT record book for most assists in a single game by a Lady Vol. That total also tied the school's freshman record.
- Named SEC Freshman of the Week (12/26) for her play against No. 18/24 Stanford and Long Beach State.
- Tallied a career-high 17 points, four rebounds, an assist and a steal against Stanford.
- Had 14 points, seven assists and three rebounds in 30 minutes against Long Beach State.
- Led UT in three-pointers at home vs. Auburn, going 4-of-5 from behind the arc and finishing the day with a career-high 18 points, six assists and two rebounds.
- Went 4-of-4 from the field (3-of-3 on 3FGs) for 11 points in the fourth quarter alone vs. Auburn.
- Went 7-of-11 from the field and 3-of-6 from behind the arc to lead UT in scoring against Kentucky with 17 points.
- Scored a career-high 15 points and notched two assists and a steal against No. 2/4 Texas.

2018-19 GAME-BY-GAME STATS

OPPONENT	DATE	MIN	FG-FGA	PCT	3FG-FGA	PCT	FT-FTA	PCT	OR	DR	TR	PF-FO	A	TO	BLK	STL	PTS
*Presbyterian	11/11	23	7-12	.583	1-1	1.000	5-8	.625	1	3	4	3-0	5	1	0	7	20
*UNC Asheville	11/14	16	4-6	.667	2-2	1.000	1-2	.500	2	2	4	3-0	4	2	0	0	11
*Florida A&M	11/18	21	3-8	.375	1-3	.333	0-0	.000	0	2	2	2-0	8	3	0	1	7
*vs. Clemson	11/22	22	2-7	.286	2-2	1.000	1-2	.500	0	3	3	3-0	5	6	0	2	7
*vs. UAB	11/24	35	6-14	.429	1-3	.333	3-11	.273	0	6	6	3-0	3	5	1	0	16
*at Oklahoma St.	12/2	34	12-15	.800	1-2	.500	4-5	.800	0	2	2	4-0	3	2	0	2	29
*Stetson	12/5	37	5-15	.333	1-3	.333	9-9	1.000	1	2	3	0-0	4	3	1	2	20
*at Texas	12/9	40	8-15	.533	3-4	.750	4-5	.800	0	3	3	4-0	6	3	0	0	23
*Stanford	12/18	40	10-21	.476	2-5	.400	7-9	.778	1	3	4	3-0	10	4	0	2	29
*ETSU	12/21	20	0-5	.000	0-2	.000	2-2	1.000	0	2	2	3-0	9	3	0	1	2
*Murray State	12/28	24	4-12	.333	1-5	.200	1-4	.250	1	2	3	2-0	1	5	0	2	10
*Belmont	12/30	26	6-12	.500	0-1	.000	8-11	.727	0	6	6	3-0	7	5	0	1	20
at Auburn	1/3																
Missouri	1/6																
Kentucky	1/10																
at Georgia	1/13																
at Alabama	1/17																
Arkansas	1/21																
Notre Dame	1/24																
LSU	1/27																
Florida	1/31																
at Vanderbilt	2/3																
at Mississippi St.	2/10																
Auburn	2/14																
at Missouri	2/17																
at Texas A&M	2/21																
South Carolina	2/24																
Vanderbilt	2/28																

* indicates game started

CAREER STATS

Season	GP-GS	MIN/MPG	FGs	FG Pct	3FGs	3FG Pct	FTs	FT Pct	O-R-Reb	RPG	PF-FO	Asst	TO	Blk	Stl	Pts	PPG
17-18	33-33	926/28.1	104-267	.390	27-85	.318	41-80	.513	23-69-92	2.8	77-2	143	121	23	30	276	8.4
18-19	12-12	338/28.2	67-142	.472	15-33	.455	45-68	.662	6-36-42	3.5	33-0	65	42	2	20	194	16.2
Totals	45-45	1264/28.1	171-409	.418	42-118	.356	86-148	.581	29-105-134	3.0	110-2	208	163	25	50	470	10.4

LADY VOL CAREER GAME-BY-GAME STATS

RAE BURRELL

2018-19 Opp.	Pts.	Reb.	Asts.	Blk	Stl.
Prebyterian	14	5	0	1	1
UNC Asheville	10	8	1	1	1
Fla. A&M	14	6	1	1	1
Clemson	3	1	0	0	0
UAB	2	1	0	0	0
Oklahoma St.	4	5	1	0	0
Stetson	0	0	0	0	0
Texas	2	4	0	0	0
Stanford	0	0	1	0	1
ETSU	5	6	0	1	0
Murray St.	11	6	2	0	1
Belmont	6	4	1	0	0

MIMI COLLINS

2018-19 Opp.	Pts.	Reb.	Asts.	Blk	Stl.
Prebyterian	9	7	0	0	0
UNC Asheville	7	6	0	1	1
Fla. A&M	7	10	0	1	0
Clemson	4	2	0	0	0
UAB	3	0	1	0	1
Oklahoma St.	0	1	0	0	0
Stetson	7	7	0	0	1
Texas	5	5	0	0	0
Stanford	5	2	0	0	0
ETSU	11	6	2	0	0
Murray St.	11	5	0	1	3
Belmont	4	1	0	0	0

RENNIA DAVIS

2017-18 Opp.	Pts.	Reb.	Asts.	Blk	Stl.
*ETSU	6	8	3	1	3
*JMU	17	8	0	0	3
*Wichita State	15	10	1	0	2
*vs. Marquette	14	10	1	0	0
*vs. Oklahoma St.	12	10	0	0	0
*vs. South Dakota	12	5	3	1	1
*Central Arkansas	9	5	3	0	1
*Alabama State	18	9	5	2	0
*Troy	16	10	4	0	0
*Texas	9	7	0	0	2
*LBSU	7	10	2	0	0
*Stanford	9	6	1	0	1
*Kentucky	9	11	0	0	1
*Auburn	5	9	0	0	0
*Vanderbilt	7	7	1	0	1
*Texas A&M	12	2	2	0	1
*South Carolina	11	5	2	0	1
*Notre Dame	12	5	2	1	2
*Mississippi St.	7	10	1	1	0
*Ole Miss	18	8	2	1	2
*LSU	11	5	2	1	1
*Texas A&M	11	3	1	0	1
*Vanderbilt	3	3	3	1	0
*Arkansas	33	14	4	1	1
*Georgia	11	8	3	0	0
*Alabama	18	10	1	1	4
*Missouri	9	3	0	0	1
*Florida	11	10	1	0	3
South Carolina	18	10	4	0	1
*Auburn	16	5	1	0	0
*South Carolina	5	2	2	0	1
*Liberty	18	11	3	0	1
*Oregon State	7	11	0	0	0

2018-19 Opp.	Pts.	Reb.	Asts.	Blk	Stl.
*UNC Asheville	10	8	2	0	1
*Fla. A&M	14	11	4	0	3
*Clemson	13	4	2	0	4
*UAB	18	7	3	1	0
*Oklahoma St.	13	5	1	1	0
*Stetson	24	9	0	0	3
*Texas	7	6	0	0	1
*Stanford	14	10	1	0	2
*ETSU	11	7	0	0	0
*Murray St.	20	13	0	1	0
*Belmont	19	6	0	0	1

CHERIDENE GREEN

2017-18 Opp.	Pts.	Reb.	Asts.	Blk	Stl.
ETSU	7	7	1	3	1
JMU	10	4	0	0	1
Wichita State	0	0	0	0	0
vs. Marquette	4	2	0	0	0
vs. Oklahoma St.	2	1	0	0	0
vs. South Dakota	4	5	0	0	2
Central Arkansas	8	7	1	2	5
Alabama State	2	10	0	1	1
Troy	16	13	3	1	2
Texas	8	5	0	0	0
LBSU	8	7	0	0	1
Kentucky	0	4	1	0	0
Auburn	4	5	2	0	4
Vanderbilt	17	5	2	0	2
Texas A&M	12	5	1	0	0
South Carolina	1	1	0	0	1
Notre Dame	0	3	0	0	0
Mississippi St.	0	1	0	0	0
Ole Miss	2	3	0	1	0
LSU	2	1	0	0	0
Texas A&M	0	0	0	1	0
Vanderbilt	0	1	1	1	0
Arkansas	0	0	0	0	0
Georgia	2	1	0	0	1
Alabama	1	2	0	0	1
Missouri	4	3	0	1	0
Florida	2	4	0	1	2
South Carolina	0	5	1	0	1
Auburn	0	0	0	0	0
South Carolina	0	3	1	0	1
Liberty	15	12	0	0	2
Oregon State	0	1	0	0	0

2018-19 Opp.	Pts.	Reb.	Asts.	Blk	Stl.
*Prebyterian	13	11	0	3	3
*UNC Asheville	12	4	2	0	0
*Fla. A&M	5	5	1	0	2
*Clemson	11	8	1	0	0
*UAB	4	3	0	0	1
*Oklahoma St.	6	13	3	0	3
*Stetson	4	5	0	0	0
*Texas	10	6	0	2	0
*Stanford	6	3	0	0	0
*ETSU	12	3	0	0	0
*Murray St.	10	8	1	0	3
*Belmont	4	1	2	1	0

ZAAY GREEN

2018-19 Opp.	Pts.	Reb.	Asts.	Blk	Stl.
*Prebyterian	13	0	4	1	5
UNC Asheville	2	1	1	0	1
Fla. A&M	8	4	3	1	2
Clemson	12	2	3	0	4
UAB	5	4	1	0	0
*Oklahoma St.	17	5	2	1	1
*Stetson	8	5	1	0	2
*Texas	8	5	2	0	0
*Stanford	14	2	1	0	1
*ETSU	9	4	2	1	1
*Murray St.	9	3	2	0	1
*Belmont	10	6	5	0	2

KAMERA HARRIS

2016-17 Opp.	Pts.	Reb.	Asts.	Blk	Stl.
Navy	0	0	0	1	0
at ETSU	1	2	0	0	0
Tenn. State	4	3	0	0	0
App. State	3	1	0	0	0
Troy	0	1	0	0	0
UNCW	0	0	0	0	0
Vanderbilt	0	2	0	0	0

2017-18 Opp.	Pts.	Reb.	Asts.	Blk	Stl.
ETSU	2	2	0	1	0
JMU	0	1	0	0	0
vs. South Dakota	0	2	0	0	0
Central Arkansas	0	2	0	0	0

Alabama State	2	0	0	1	0
LBSU	0	1	0	0	0
Georgia	0	0	0	0	0
Florida	0	0	0	0	0
South Carolina	0	1	0	0	0
Liberty	2	1	0	0	0

2018-19 Opp.	Pts.	Reb.	Asts.	Blk	Stl.
Prebyterian	2	3	0	1	0
UNC Asheville	0	0	0	0	0
Fla. A&M	4	4	0	0	2
Oklahoma St.	0	1	0	0	0
Stetson	0	1	0	0	0
Texas	0	1	0	1	1
Stanford	0	1	0	0	0
ETSU	1	0	0	0	1
Murray St.	1	4	1	0	0

MEME JACKSON

2015-16 Opp.	Pts.	Reb.	Asts.	Blk	Stl.
Syracuse	0	0	0	0	1
Chattanooga	4	2	0	0	1
UAlbany	0	1	1	0	0
Texas	2	1	0	0	0
ETSU	2	1	1	0	1
Virginia Tech	0	0	2	0	0
at Wichita State	2	1	0	0	1
at Stanford	2	0	0	0	0
at Oregon State	0	3	0	0	0
Stetson	2	1	0	0	0
Missouri	0	0	0	0	0
Auburn	0	0	0	0	0
Mississippi St.	2	0	0	0	0
Alabama	0	0	0	0	0
Ole Miss	4	1	1	0	1
Alabama	0	0	0	0	0
Georgia	0	2	2	0	0
vs. Arkansas	0	2	0	0	0
vs. Green Bay	0	0	0	0	0
at Arizona St.	0	0	0	0	0
vs. Syracuse	2	0	1	0	0

2016-17 Opp.	Pts.	Reb.	Asts.	Blk	Stl.
at JMU	8	0	2	0	2
Navy	5	2	0	0	0
at ETSU	7	0	1	0	0
at Penn St.	3	3	3	0	0
at Va. Tech	5	2	1	1	1
*Tenn. State	5	2	2	1	2
*Baylor	4	2	1	0	0
*at Texas	8	5	0	0	0
*App. State	3	0	3	0	1
*Stanford	3	2	0	0	1
*Troy	18	7	5	0	1
*UNCW	20	2	1	0	0
*Kentucky	5	3	4	0	0
*Vanderbilt	10	3	3	0	1
*Miss. State	0	6	1	1	0
*Ole Miss	2	1	0	0	0
*Notre Dame	6	0	3	0	1
*Auburn	0	0	1	0	0
*Vanderbilt	5	2	3	0	3
*Florida	2	2	2	0	0
*South Carolina	2	1	0	0	0
*LSU	3	0	4	0	0

*Georgia	1	3	1	0	0
Missouri	5	0	0	0	1
Texas A&M	6	1	2	0	0
Alabama	0	1	1	0	0
*Arkansas	0	1	3	0	0
Florida	2	0	0	0	0
Miss. State	4	2	2	0	1
Alabama	2	1	0	0	0
Dayton	2	1	0	2	1
Louisville	3	2	0	0	0

2017-18 Opp.	Pts.	Reb.	Asts.	Blk	Stl.
*ETSU	9	1	0	0	1
*JMU	8	3	3	0	0

*Wichita State	4	5	1	0	4
*vs. Marquette	8	4	4	0	1
*vs. Oklahoma St.	0	1	0	0	0
*vs. South Dakota	6	5	2	0	0
*Central Arkansas	11	4	1	0	4
*Alabama State	19	4	3	0	3
*Troy	16	10	3	0	0
*Texas	4	6	2	1	1
*LBSU	15	7	4	0	0
*Stanford	2	0	1	0	2
*Kentucky	6	6	7	0	0
*Auburn	5	3	1	0	1
*Vanderbilt	9	8	5	1	0
*Texas A&M	0	4	4	0	0
*South Carolina	6	6	3	0	0
*Notre Dame	18	3	2	0	1
*Mississippi St.	2	6	0	2	0
*Ole Miss	0	1	0	0	0
*LSU	13	6	1	0	1
*Texas A&M	10	4	3	0	0
*Vanderbilt	7	3	2	1	1
*Arkansas	21	5	4	0	0
*Georgia	11	4	2	0	1
*Alabama	4	8	4	2	2
*Missouri	3	0	0	0	0
*Florida	11	3	0	2	3
*South Carolina	10	2	3	2	2
*Auburn	10	1	3	0	1
*South Carolina	5	6	1	3	1
*Liberty	11	1	5	0	1
*Oregon State	8	3	0	0	1

2018-19 Opp.	Pts.	Reb.	Asts.	Blk	Stl.
*Prebyterian	11	2	3	0	4
*UNC Asheville	13	1	2	0	2
*Fla. A&M	19	2	4	2	

LADY VOLS BASKETBALL

Fla. A&M	5	7	2	2	4
Clemson	3	2	2	0	2
UAB	4	5	2	0	2
Oklahoma St.	0	4	1	0	2
Stetson	2	1	1	0	0
Texas	0	1	0	0	0
Stanford	0	5	1	0	1
ETSU	4	9	3	5	2
Murray St.	10	4	8	1	2
Belmont	7	5	3	0	0

EVINA WESTBROOK

<u>2017-18 Opp.</u>	<u>Pts.</u>	<u>Reb.</u>	<u>Asts.</u>	<u>Blk</u>	<u>Stl.</u>
*ETSU	6	5	6	2	2
*JMU	2	1	4	0	0
*Wichita State	9	4	6	2	2
*vs. Marquette	10	4	3	0	0
*vs. Oklahoma St.	3	2	6	0	0
*vs. South Dakota	9	2	3	0	1
*Central Arkansas	7	2	4	1	1
*Alabama State	11	2	3	0	2
*Troy	8	3	12	0	1
*Texas	15	2	2	2	1
*LBSU	14	3	7	0	2
*Stanford	17	4	1	0	1
*Kentucky	17	4	3	3	0
*Auburn	18	2	6	0	0
*Vanderbilt	2	5	5	0	1
*Texas A&M	9	5	7	2	1
*South Carolina	14	3	5	2	2
*Notre Dame	12	4	4	3	0
*Mississippi St.	8	4	6	0	1
*Ole Miss	5	3	5	1	2
*LSU	10	2	7	0	1
*Texas A&M	4	1	6	1	1
*Vanderbilt	2	1	1	0	0
*Arkansas	4	2	5	0	0
*Georgia	1	1	1	1	1
*Alabama	3	1	2	0	1
*Missouri	9	2	2	0	0
*Florida	13	3	3	0	2
*South Carolina	8	2	1	0	0
*Auburn	2	3	3	1	0
*South Carolina	8	5	2	0	1
*Liberty	12	3	6	2	0
*Oregon State	4	2	3	0	2

<u>2018-19 Opp.</u>	<u>Pts.</u>	<u>Reb.</u>	<u>Asts.</u>	<u>Blk</u>	<u>Stl.</u>
*Prebyterian	20	4	5	0	7
*UNC Asheville	11	4	4	0	0
* Fla. A&M	7	2	8	0	1
*Clemson	7	3	5	0	2
*UAB	16	6	3	1	0
*Oklahoma St.	29	2	3	2	2
*Stetson	20	3	4	1	2
*Texas	23	3	6	0	0
*Stanford	29	4	10	0	2
*ETSU	2	2	9	0	1
*Murray St.	10	3	1	0	2
*Belmont	20	6	7	0	1

* Denotes games started

2018-19 Tennessee Lady Vols
Tennessee Combined Team Statistics (as of Dec 30, 2018)
All games

RECORD:	OVERALL	HOME	AWAY	NEUTRAL
ALL GAMES	11-1	7-1	2-0	2-0
CONFERENCE	0-0	0-0	0-0	0-0
NON-CONFERENCE	11-1	7-1	2-0	2-0

#	Player	gp-gs	min	avg	Total			3-Point		F-Throw		Rebounds			pf	dq	a	to	blk	stl	pts	avg		
					fg-fga	fg%	3fg-fga	3fg%	ft-fga	ft%	off	def	tot	avg										
02	Westbrook,Evina	12-12	338	28.2	67-142	.472	15-33	.455	45-68	.662	6	36	42	3.5	33	0	65	42	2	20	194	16.2		
00	Davis,Rennia	11-11	323	29.4	61-127	.480	15-32	.469	26-31	.839	25	61	86	7.8	30	1	13	22	3	15	163	14.8		
10	Jackson,Meme	12-12	372	31.0	54-123	.439	31-83	.373	27-36	.750	10	33	43	3.6	22	0	30	27	4	26	166	13.8		
14	Green,Zaay	12-8	293	24.4	43-128	.336	11-47	.234	18-24	.750	9	32	41	3.4	37	1	27	22	4	20	115	9.6		
15	Green,Cheridene	12-12	257	21.4	40-68	.588	0-0	.000	17-23	.739	32	38	70	5.8	27	0	10	18	6	12	97	8.1		
11	Kushkituah,Kasiyahna	9-5	164	18.2	27-45	.600	0-0	.000	8-20	.400	13	23	36	4.0	18	0	6	9	9	3	62	6.9		
04	Collins,Mimi	12-0	188	15.7	26-54	.481	2-5	.400	19-28	.679	24	28	52	4.3	24	0	3	14	3	6	73	6.1		
12	Burrell,Rae	12-0	160	13.3	26-68	.382	6-21	.286	13-23	.565	24	22	46	3.8	13	0	6	20	4	5	71	5.9		
13	Massengill,Jazmine	12-0	248	20.7	18-51	.353	4-20	.200	4-9	.444	19	34	53	4.4	8	0	25	13	9	19	44	3.7		
05	Harris,Kamera	9-0	82	9.1	3-11	.273	0-0	.000	2-4	.500	8	7	15	1.7	13	0	1	9	2	4	8	0.9		
Team											34	27	61											
Total.....		12	2425		365-817	.447	84-241	.349	179-266	.673	204	341	545	45.4	225	2	186	198	46	130	993	82.8		
Opponents.....		12	2425		279-720	.388	73-233	.313	139-207	.671	126	276	402	33.5	211	-	148	247	22	85	770	64.2		

TEAM STATISTICS	UT	OPP	Date	Opponent	Score	Att.
SCORING	993	770	11/11/18	PRESBYTERIAN	w 97-49	8147
Points per game	82.8	64.2	11/14/18	UNC ASHEVILLE	w 73-46	6914
Scoring margin	+18.6	-	11/18/18	FLORIDA A&M	w 96-31	7616
FIELD GOALS-ATT	365-817	279-720	11/22/18	vs Clemson	w 78-66	320
Field goal pct	.447	.388	11/24/18	vs UAB	Wot 73-69	250
3 POINT FG-ATT	84-241	73-233	12/02/18	at Oklahoma St.	w 76-63	3493
3-point FG pct	.349	.313	12/05/18	STETSON	w 65-55	6916
3-pt FG made per game	7.0	6.1	12/09/18	at Texas	w 88-82	4275
FREE THROWS-ATT	179-266	139-207	12/18/18	STANFORD	L 85-95	8051
Free throw pct	.673	.671	12/21/18	ETSU	w 80-61	8025
F-Throws made per game	14.9	11.6	12/28/18	MURRAY ST.	w 98-77	8518
REBOUNDS	545	402	12/30/18	BELMONT	w 84-76	8546
Rebounds per game	45.4	33.5				
Rebounding margin	+11.9	-	* = Conference game			
ASSISTS	186	148				
Assists per game	15.5	12.3				
TURNOVERS	198	247				
Turnovers per game	16.5	20.6				
Turnover margin	+4.1	-				
Assist/turnover ratio	0.9	0.6				
STEALS	130	85				
Steals per game	10.8	7.1				
BLOCKS	46	22				
Blocks per game	3.8	1.8				
ATTENDANCE	62733	8338				
Home games-Avg/Game	8-7842	2-3884				
Neutral site-Avg/Game	-	2-285				

Score by Periods	1st	2nd	3rd	4th	OT	Totals
Tennessee	247	236	251	251	8	993
Opponents	205	183	194	184	4	770

2018-19 GAME-BY-GAME COMPARISON

2018-19 Tennessee Lady Vols
Tennessee Team Game-by-Game Comparison (as of Dec 30, 2018)
All games

Opponent	1st	2nd	Score	Mar	Total FG	FG Pct	3-Pointers	3FG Pct	Free Throws	FT Pct	Rebounds	Assist	T/Over	Block	Steal	Fouls
PRESBYTERIAN	46/29	51/20	97-49	+48	36-76/16-51	.474/.314	5-9/6-11	.556/.545	20-36/11-15	.556/.733	48/37 +11	15/12	15/39	9/1	22/6	18/22
UNC ASHEVILLE	44/16	29/30	73-46	+27	26-62/18-51	.419/.353	7-18/7-22	.389/.318	14-20/3-7	.700/.429	46/24 +22	13/8	16/20	2/4	8/7	19/20
FLORIDA A&M	58/18	38/13	96-31	+65	37-77/11-59	.481/.186	9-30/2-23	.300/.087	13-21/7-16	.619/.438	59/36 +23	24/6	21/32	8/0	22/12	15/17
Clemson	32/32	46/34	78-66	+12	30-68/27-58	.441/.466	8-21/2-11	.381/.182	10-14/10-18	.714/.556	41/33 +8	18/7	19/23	1/2	14/9	20/15
UAB	29/38	36/27	73-69	+4	29-73/24-65	.397/.369	6-18/9-23	.333/.391	9-22/12-17	.409/.706	53/36 +17	12/16	16/14	4/1	7/8	19/18
Oklahoma St.	40/43	36/20	76-63	+13	33-68/19-51	.485/.373	3-18/7-17	.167/.412	7-11/18-28	.636/.643	45/28 +17	13/13	17/17	3/2	12/7	23/12
STETSON	22/38	43/17	65-55	+10	19-49/23-57	.388/.404	2-15/5-19	.133/.263	25-30/4-4	.833/1000	40/26 +14	9/10	17/18	1/1	9/8	13/23
Texas	40/35	48/47	88-82	+6	27-60/28-66	.450/.424	10-18/7-17	.556/.412	24-32/19-24	.750/.792	35/41 (6)	8/12	15/17	3/4	2/2	22/24
STANFORD	37/47	48/48	85-95	(10)	30-75/33-60	.400/.550	9-28/14-24	.321/.583	16-23/15-21	.696/.714	31/45 (14)	14/19	8/20	0/3	8/3	21/15
ETSU	38/28	42/33	80-61	+19	27-60/21-67	.450/.313	9-23/5-20	.391/.250	17-22/14-27	.773/.519	50/33 +17	20/13	21/15	10/2	6/10	23/17
MURRAY ST.	46/29	52/48	98-77	+21	41-81/26-62	.506/.419	7-22/5-26	.318/.192	9-16/20-23	.563/.870	56/24 +32	21/12	23/21	4/1	16/7	16/13
BELMONT	51/35	33/41	84-76	+8	30-68/33-73	.441/.452	9-21/4-20	.429/.200	15-19/6-7	.789/.857	41/39 +2	19/20	10/11	1/1	4/6	16/15

2018-19 POINTS-REBOUNDS-ASSISTS

2018-19 Tennessee Lady Vols
Tennessee Points-Rebounds-Assists (as of Dec 30, 2018)
All games

Opponent	Date	Score	00		02		04		05		10		11		12	
			DAVIS,RENN	WESTBROOK,	COLLINS,MI	HARRIS,KAM	JACKSON,ME	KUSHKITUAH	BURRELL,RA							
PRESBYTERIAN	11/11/18	97-49	w	DNP	20-4-5	9-7-0	2-3-0	11-2-3	10-7-1	14-5-0						
UNC ASHEVILLE	11/14/18	73-46	w	10-8-2	11-4-4	7-6-0	0-0-0	13-1-2	4-3-1	10-8-1						
FLORIDA A&M	11/18/18	96-31	w	14-11-4	7-2-8	7-10-0	4-4-0	19-2-4	13-2-1	14-6-1						
vs Clemson	11/22/18	78-66	w	13-4-2	7-3-5	4-2-0	DNP	14-4-4	11-6-1	3-1-0						
vs UAB	11/24/18	73-69	w	18-7-3	16-6-3	3-0-1	DNP	8-8-1	13-13-1	2-1-0						
at Oklahoma St.	12/02/18	76-63	w	13-5-1	29-2-3	0-1-0	0-1-0	7-5-2	DNP	4-5-1						
STETSON	12/05/18	65-55	w	24-9-0	20-3-4	7-7-0	0-1-0	0-5-3	DNP	0-0-0						
at Texas	12/09/18	88-82	w	7-6-0	23-3-6	5-5-0	0-1-0	33-3-0	DNP	2-4-0						
STANFORD	12/18/18	85-95	L	14-10-1	29-4-10	5-2-0	0-1-0	17-4-1	0-0-0	0-0-0						
ETSU	12/21/18	80-61	w	11-7-0	2-2-9	11-6-2	1-0-0	23-3-4	2-1-0	5-6-0						
MURRAY ST.	12/28/18	98-77	w	20-13-0	10-3-1	11-5-0	1-4-1	11-3-5	5-3-1	11-6-2						
BELMONT	12/30/18	84-76	w	19-6-0	20-6-7	4-1-0	DNP	10-3-1	4-1-0	6-4-1						

Opponent	Date	Score	13		14		15	
			MASSENGILL	GREEN,ZAAY	GREEN,CHER			
PRESBYTERIAN	11/11/18	97-49	w	5-7-2	13-0-4	13-11-0		
UNC ASHEVILLE	11/14/18	73-46	w	4-3-0	2-1-1	12-4-2		
FLORIDA A&M	11/18/18	96-31	w	5-7-2	8-4-3	5-5-1		
vs Clemson	11/22/18	78-66	w	3-2-2	12-2-3	11-8-1		
vs UAB	11/24/18	73-69	w	4-5-2	5-4-1	4-3-0		
at Oklahoma St.	12/02/18	76-63	w	0-4-1	17-5-2	6-13-3		
STETSON	12/05/18	65-55	w	2-1-1	8-5-1	4-5-0		
at Texas	12/09/18	88-82	w	0-1-0	8-5-2	10-6-0		
STANFORD	12/18/18	85-95	L	0-5-1	14-2-1	6-3-0		
ETSU	12/21/18	80-61	w	4-9-3	9-4-2	12-3-0		
MURRAY ST.	12/28/18	98-77	w	10-4-8	9-3-2	10-8-1		
BELMONT	12/30/18	84-76	w	7-5-3	10-6-5	4-1-2		

2018-19 CATEGORY LEADERS

Points	G	Pts	Pts/G
Westbrook, Evina	12	194	16.2
Jackson, Meme	12	166	13.8
Davis, Rennia	11	163	14.8
Green, Zaay	12	115	9.6
Green, Cheridene	12	97	8.1
Collins, Mimi	12	73	6.1
Burrell, Rae	12	71	5.9
Kushkituah, Kasiyahna	9	62	6.9
Massengill, Jazmine	12	44	3.7
Harris, Kamera	9	8	0.9

FG Percentage	FG	Att	Pct
Kushkituah, Kasiyahna	27	45	.600
Green, Cheridene	40	68	.588
Collins, Mimi	26	54	.481
Davis, Rennia	61	127	.480
Westbrook, Evina	67	142	.472
Jackson, Meme	54	123	.439
Burrell, Rae	26	68	.382
Massengill, Jazmine	18	51	.353
Green, Zaay	43	128	.336
Harris, Kamera	3	11	.273

3-Point Percentage	3FG	Att	Pct
Davis, Rennia	15	32	.469
Westbrook, Evina	15	33	.455
Collins, Mimi	2	5	.400
Jackson, Meme	31	83	.373
Burrell, Rae	6	21	.286
Green, Zaay	11	47	.234
Massengill, Jazmine	4	20	.200

Free Throw Percent	FG	Att	Pct
Davis, Rennia	26	31	.839
Green, Zaay	18	24	.750
Jackson, Meme	27	36	.750
Green, Cheridene	17	23	.739
Collins, Mimi	19	28	.679
Westbrook, Evina	45	68	.662
Burrell, Rae	13	23	.565
Harris, Kamera	2	4	.500
Massengill, Jazmine	4	9	.444
Kushkituah, Kasiyahna	8	20	.400

Scoring Average	G	Pts	Avg/G
Westbrook, Evina	12	194	16.2
Davis, Rennia	11	163	14.8
Jackson, Meme	12	166	13.8
Green, Zaay	12	115	9.6
Green, Cheridene	12	97	8.1
Kushkituah, Kasiyahna	9	62	6.9
Collins, Mimi	12	73	6.1
Burrell, Rae	12	71	5.9
Massengill, Jazmine	12	44	3.7
Harris, Kamera	9	8	0.9

Field Goal Attempts	G	Att	Att/G
Westbrook, Evina	12	142	11.8
Green, Zaay	12	128	10.7
Davis, Rennia	11	127	11.5
Jackson, Meme	12	123	10.3
Green, Cheridene	12	68	5.7
Burrell, Rae	12	68	5.7

Field Goals Made	G	Made	Made/G
Westbrook, Evina	12	67	5.6
Davis, Rennia	11	61	5.5
Jackson, Meme	12	54	4.5
Green, Zaay	12	43	3.6
Green, Cheridene	12	40	3.3

3-Point FG Attempts	G	Att	Att/G
Jackson, Meme	12	83	6.9
Green, Zaay	12	47	3.9
Westbrook, Evina	12	33	2.8
Davis, Rennia	11	32	2.9
Burrell, Rae	12	21	1.8

3-Point FG Made	G	Made	Made/G
Jackson, Meme	12	31	2.6
Davis, Rennia	11	15	1.4
Westbrook, Evina	12	15	1.3
Green, Zaay	12	11	0.9
Burrell, Rae	12	6	0.5

Free Throw Attempts	G	Att	Att/G
Westbrook, Evina	12	68	5.7
Jackson, Meme	12	36	3.0
Davis, Rennia	11	31	2.8
Collins, Mimi	12	28	2.3
Green, Zaay	12	24	2.0

Free Throws Made	G	Made	Made/G
Westbrook, Evina	12	45	3.8
Jackson, Meme	12	27	2.3
Davis, Rennia	11	26	2.4
Collins, Mimi	12	19	1.6
Green, Zaay	12	18	1.5

2018-19 CATEGORY LEADERS

Rebounds	G	Reb	Reb/G
Davis,Rennia	11	86	7.8
Green,Cheridene	12	70	5.8
Massengill,Jazmine	12	53	4.4
Collins,Mimi	12	52	4.3
Burrell,Rae	12	46	3.8

Rebound Average	G	Reb	Avg/G
Davis,Rennia	11	86	7.8
Green,Cheridene	12	70	5.8
Massengill,Jazmine	12	53	4.4
Collins,Mimi	12	52	4.3
Kushkituah,Kasiyahna	9	36	4.0

Offensive Rebounds	G	No.	Avg/G
Green,Cheridene	12	32	2.7
Davis,Rennia	11	25	2.3
Collins,Mimi	12	24	2.0
Burrell,Rae	12	24	2.0
Massengill,Jazmine	12	19	1.6

Defensive Rebounds	G	No.	Avg/G
Davis,Rennia	11	61	5.5
Green,Cheridene	12	38	3.2
Westbrook,Evina	12	36	3.0
Massengill,Jazmine	12	34	2.8
Jackson,Meme	12	33	2.8

Fouls	G	No.	Per/G
Green,Zaay	12	37	3.1
Westbrook,Evina	12	33	2.8
Davis,Rennia	11	30	2.7
Green,Cheridene	12	27	2.3
Collins,Mimi	12	24	2.0

Foulsouts	G	No.
Davis,Rennia	11	1
Green,Zaay	12	1

Assists	G	No.	Ast/G
Westbrook,Evina	12	65	5.4
Jackson,Meme	12	30	2.5
Green,Zaay	12	27	2.3
Massengill,Jazmine	12	25	2.1
Davis,Rennia	11	13	1.2

Steals	G	No.	Stl/G
Jackson,Meme	12	26	2.2
Green,Zaay	12	20	1.7
Westbrook,Evina	12	20	1.7
Massengill,Jazmine	12	19	1.6
Davis,Rennia	11	15	1.4

Blocked Shots	G	No.	Blk/G
Kushkituah,Kasiyahna	9	9	1.0
Massengill,Jazmine	12	9	0.8
Green,Cheridene	12	6	0.5
Jackson,Meme	12	4	0.3
Green,Zaay	12	4	0.3
Burrell,Rae	12	4	0.3

Minutes	G	No.	Min/G
Jackson,Meme	12	372	31.0
Westbrook,Evina	12	338	28.2
Davis,Rennia	11	323	29.4
Green,Zaay	12	293	24.4
Green,Cheridene	12	257	21.4

Turnovers	G	No.	TO/G
Westbrook,Evina	12	42	3.5
Jackson,Meme	12	27	2.3
Green,Zaay	12	22	1.8
Davis,Rennia	11	22	2.0
Burrell,Rae	12	20	1.7

2018-19 HIGHS & LOWS

TENNESSEE INDIVIDUAL GAME HIGHS

POINTS	33	JACKSON, MEME AT TEXAS (12/09/18)
FIELD GOALS MADE	12	WESTBROOK, EVINA AT OKLAHOMA ST. (12/02/18)
FIELD GOAL ATT.	21	WESTBROOK, EVINA VS STANFORD (12/18/18)
FG PCT (MIN 5 MADE)	.833 (5-6)	GREEN, CHERIDENE VS ETSU (12/21/18)
	.833 (5-6)	KUSHKITUAH, KASIYAHNA VS FLORIDA A&M (11/18/18)
	.833 (5-6)	GREEN, CHERIDENE VS UNC ASHEVILLE (11/14/18)
3-POINT FG MADE	7	JACKSON, MEME VS ETSU (12/21/18)
3-POINT FG ATT.	13	JACKSON, MEME VS STANFORD (12/18/18)
3-PT FG PCT (MIN 2 MADE)	1.000 (2-2)	MASSENGILL, JAZMINE VS MURRAY ST. (12/28/18)
	1.000 (2-2)	WESTBROOK, EVINA VS CLEMSON (11/22/18)
	1.000 (2-2)	WESTBROOK, EVINA VS UNC ASHEVILLE (11/14/18)
FREE THROWS MADE	11	DAVIS, RENNIA VS STETSON (12/05/18)
FREE THROW ATT.	12	DAVIS, RENNIA VS STETSON (12/05/18)
FT PCT (MIN 3 MADE)	1.000 (9-9)	WESTBROOK, EVINA VS STETSON (12/05/18)
	1.000 (4-4)	DAVIS, RENNIA VS ETSU (12/21/18)
	1.000 (4-4)	GREEN, CHERIDENE AT TEXAS (12/09/18)
	1.000 (4-4)	GREEN, ZAAV VS STETSON (12/05/18)
	1.000 (4-4)	COLLINS, MIMI VS UNC ASHEVILLE (11/14/18)
REBOUNDS	13	DAVIS, RENNIA VS MURRAY ST. (12/28/18)
	13	GREEN, CHERIDENE AT OKLAHOMA ST. (12/02/18)
	13	KUSHKITUAH, KASIYAHNA VS UAB (11/24/18)
ASSISTS	10	WESTBROOK, EVINA VS STANFORD (12/18/18)
STEALS	7	WESTBROOK, EVINA VS PRESBYTERIAN (11/11/18)
BLOCKED SHOTS	5	MASSENGILL, JAZMINE VS ETSU (12/21/18)
TURNOVERS	7	BURRELL, RAE VS FLORIDA A&M (11/18/18)
FOULS	5	GREEN, ZAAV VS STANFORD (12/18/18)
	5	DAVIS, RENNIA AT OKLAHOMA ST. (12/02/18)
MINUTES	40	WESTBROOK, EVINA VS STANFORD (12/18/18)
	40	WESTBROOK, EVINA AT TEXAS (12/09/18)
	40	JACKSON, MEME AT TEXAS (12/09/18)

TENNESSEE TEAM GAME HIGHS

POINTS	98	MURRAY ST. (12/28/18)
FIELD GOALS MADE	41	MURRAY ST. (12/28/18)
FIELD GOAL ATTEMPTS	81	MURRAY ST. (12/28/18)
FIELD GOAL PERCENTAGE	.506 (41-81)	MURRAY ST. (12/28/18)
3 PT FIELD GOALS MADE	10	AT TEXAS (12/09/18)
3 PT FG ATTEMPTS	30	FLORIDA A&M (11/18/18)
3 PT FG PERCENTAGE	.556 (10-18)	AT TEXAS (12/09/18)
	.556 (5-9)	PRESBYTERIAN (11/11/18)
FREE THROWS MADE	25	STETSON (12/05/18)
FREE THROW ATTEMPTS	36	PRESBYTERIAN (11/11/18)
FREE THROW PERCENTAGE	.833 (25-30)	STETSON (12/05/18)
REBOUNDS	59	FLORIDA A&M (11/18/18)
ASSISTS	24	FLORIDA A&M (11/18/18)
STEALS	22	FLORIDA A&M (11/18/18)
	22	PRESBYTERIAN (11/11/18)
BLOCKED SHOTS	10	ETSU (12/21/18)
TURNOVERS	23	MURRAY ST. (12/28/18)
FOULS	23	ETSU (12/21/18)
	23	AT OKLAHOMA ST. (12/02/18)

TENNESSEE TEAM GAME LOWS

POINTS	65	STETSON (12/05/18)
FIELD GOALS MADE	19	STETSON (12/05/18)
FIELD GOAL ATTEMPTS	49	STETSON (12/05/18)
FIELD GOAL PERCENTAGE	.388 (19-49)	STETSON (12/05/18)
3 PT FIELD GOALS MADE	2	STETSON (12/05/18)
3 PT FG ATTEMPTS	9	PRESBYTERIAN (11/11/18)
3 PT FG PERCENTAGE	.133 (2-15)	STETSON (12/05/18)
FREE THROWS MADE	7	AT OKLAHOMA ST. (12/02/18)
FREE THROW ATTEMPTS	11	AT OKLAHOMA ST. (12/02/18)
FREE THROW PERCENTAGE	.409 (9-22)	VS UAB (11/24/18)
REBOUNDS	31	STANFORD (12/18/18)
ASSISTS	8	AT TEXAS (12/09/18)
STEALS	2	AT TEXAS (12/09/18)
BLOCKED SHOTS	0	STANFORD (12/18/18)
TURNOVERS	8	STANFORD (12/18/18)
FOULS	13	STETSON (12/05/18)

OPPONENT INDIVIDUAL GAME HIGHS

POINTS	33	CARRINGTON, DIJONAI VS STANFORD (12/18/18)
FIELD GOALS MADE	11	CARRINGTON, DIJONAI VS STANFORD (12/18/18)
FIELD GOAL ATT.	19	MAGGARD, DARBY VS BELMONT (12/30/18)
	19	ADEBAYO, EVELYN VS MURRAY ST. (12/28/18)
FG PCT (MIN 5 MADE)	.833 (5-6)	SMITH, ALANNA VS STANFORD (12/18/18)
3-POINT FG MADE	5	CHILDRESS, RACHAEL VS UAB (11/24/18)
	5	STAFFORD, SHAMANI VS PRESBYTERIAN (11/11/18)
3-POINT FG ATT.	11	MAGGARD, DARBY VS BELMONT (12/30/18)
3-PT FG PCT (MIN 2 MADE)	1.000 (5-5)	STAFFORD, SHAMANI VS PRESBYTERIAN (11/11/18)
FREE THROWS MADE	11	MILLER, BRAXTIN AT OKLAHOMA ST. (12/02/18)
FREE THROW ATT.	16	MILLER, BRAXTIN AT OKLAHOMA ST. (12/02/18)
FT PCT (MIN 3 MADE)	1.000 (7-7)	ADEBAYO, EVELYN VS MURRAY ST. (12/28/18)
	1.000 (6-6)	HARMEYER, ELLIE VS BELMONT (12/30/18)
	1.000 (4-4)	CRANE, BRIANNA VS MURRAY ST. (12/28/18)
	1.000 (4-4)	HAYNES-OVERTON, ERICA VS ETSU (12/21/18)
	1.000 (4-4)	HALL, KACIE VS PRESBYTERIAN (11/11/18)
	1.000 (3-3)	WHITE, JATARIE AT TEXAS (12/09/18)
	1.000 (3-3)	SAGERER, SARAH VS STETSON (12/05/18)
REBOUNDS	13	CARRINGTON, DIJONAI VS STANFORD (12/18/18)
ASSISTS	8	BARNES, MIYAH VS UAB (11/24/18)
STEALS	4	UPTON, KAIA VS ETSU (12/21/18)
	4	DILWORTH, KEZIAH VS FLORIDA A&M (11/18/18)
BLOCKED SHOTS	2	TIPPS, SADASIA VS ETSU (12/21/18)
	2	WHITE, JATARIE AT TEXAS (12/09/18)
	2	MCGILL, EVONNA VS UNC ASHEVILLE (11/14/18)
TURNOVERS	11	HALL, KACIE VS PRESBYTERIAN (11/11/18)
FOULS	5	SMITH, ALANNA VS STANFORD (12/18/18)
	5	UNDERWOOD, JADA AT TEXAS (12/09/18)
	5	VINCENT, MEGAN VS STETSON (12/05/18)

OPPONENT TEAM GAME HIGHS

POINTS	95	STANFORD (12/18/18)
FIELD GOALS MADE	33	BELMONT (12/30/18)
	33	STANFORD (12/18/18)
FIELD GOAL ATTEMPTS	73	BELMONT (12/30/18)
FIELD GOAL PERCENTAGE	.550 (33-60)	STANFORD (12/18/18)
3 PT FIELD GOALS MADE	14	STANFORD (12/18/18)
3 PT FG ATTEMPTS	26	MURRAY ST. (12/28/18)
3 PT FG PERCENTAGE	.583 (14-24)	STANFORD (12/18/18)
FREE THROWS MADE	20	MURRAY ST. (12/28/18)
FREE THROW ATTEMPTS	28	AT OKLAHOMA ST. (12/02/18)
FREE THROW PERCENTAGE	1.000 (4-4)	STETSON (12/05/18)
REBOUNDS	45	STANFORD (12/18/18)
ASSISTS	20	BELMONT (12/30/18)
STEALS	12	FLORIDA A&M (11/18/18)
BLOCKED SHOTS	4	AT TEXAS (12/09/18)
	4	UNC ASHEVILLE (11/14/18)
TURNOVERS	39	PRESBYTERIAN (11/11/18)
FOULS	24	AT TEXAS (12/09/18)

OPPONENT TEAM GAME LOWS

POINTS	31	FLORIDA A&M (11/18/18)
FIELD GOALS MADE	11	FLORIDA A&M (11/18/18)
FIELD GOAL ATTEMPTS	51	PRESBYTERIAN (11/11/18)
	51	UNC ASHEVILLE (11/14/18)
	51	AT OKLAHOMA ST. (12/02/18)
FIELD GOAL PERCENTAGE	.186 (11-59)	FLORIDA A&M (11/18/18)
3 PT FIELD GOALS MADE	2	FLORIDA A&M (11/18/18)
	2	VS CLEMSON (11/22/18)
3 PT FG ATTEMPTS	11	PRESBYTERIAN (11/11/18)
	11	VS CLEMSON (11/22/18)
3 PT FG PERCENTAGE	.087 (2-23)	FLORIDA A&M (11/18/18)
FREE THROWS MADE	3	UNC ASHEVILLE (11/14/18)
FREE THROW ATTEMPTS	4	STETSON (12/05/18)
FREE THROW PERCENTAGE	.429 (3-7)	UNC ASHEVILLE (11/14/18)
REBOUNDS	24	MURRAY ST. (12/28/18)
	24	UNC ASHEVILLE (11/14/18)
ASSISTS	6	FLORIDA A&M (11/18/18)
STEALS	2	AT TEXAS (12/09/18)
BLOCKED SHOTS	0	FLORIDA A&M (11/18/18)
TURNOVERS	11	BELMONT (12/30/18)
FOULS	12	AT OKLAHOMA ST. (12/02/18)

2018-19 BOX SCORES

Official Basketball Box Score -- Game Totals -- Final Statistics
Presbyterian vs Tennessee
11/11/18 2:03 p.m. at Knoxville, Tenn. (Thompson-Boling Arena)

Presbyterian 49 • 0-1

#	Player	Total			3-Ptr			Rebounds			PF	TP	A	TO	Blk	Stl	Min
		FG	FGA	FT	FTA	Off	Def	Tot									
15	Santos, Tess	f	1-7	1-4	0-0	0	4	4	2	3	1	4	1	2	29		
32	Virola, Salina	f	0-2	0-0	0	3	4	7	4	0	1	1	0	0	21		
44	Blackwell-Boyd, E.	c	3-5	0-0	1-1	2	2	4	0	7	0	3	0	0	26		
11	Hall, Kacie	g	1-7	0-1	4-4	1	2	3	2	6	5	11	0	1	35		
23	Stafford, Shamani	g	6-11	5-5	3-6	1	2	3	4	20	1	4	0	1	25		
00	Hofmann, Nicole	g	0-0	0-0	0-0	0	0	0	0	0	0	0	0	0	1		
03	Hemm, Riley	g	0-1	0-1	0-0	0	0	0	2	0	0	2	0	0	2		
04	Gibbs, Bria	g	3-8	0-0	0-0	2	0	2	1	6	0	1	0	0	20		
05	Suarez, Shaymany	g	0-1	0-0	0-0	0	0	0	0	0	0	0	0	0	1		
14	Johnson, Trinity	g	1-5	0-0	3-4	0	0	0	4	5	3	6	0	1	27		
21	Gragera, Paloma	g	0-1	0-0	0-0	0	0	0	0	0	0	0	0	0	2		
22	Jackson, Kiara	g	1-3	0-0	0-0	3	2	5	3	2	1	2	0	1	11		
Team						4	5	9									
Totals			16-51	6-11	11-15	16	21	37	22	49	12	39	1	6	200		

1st - FG %: 4-11 36.4% 2nd: 5-16 31.3% 3rd: 3-11 27.3% 4th: 4-13 30.8% Game: 16-51 31.4% Deadball Rebounds 3
 3FG %: 3-3 100.0% 1-3 33.3% 1-1 100.0% 1-4 25.0% 6-11 54.5%
 FT %: 1-2 50.0% 6-7 85.7% 4-6 66.7% 0-0 0.0% 11-15 73.3%

Tennessee 97 • 1-0

#	Player	Total			3-Ptr			Rebounds			PF	TP	A	TO	Blk	Stl	Min
		FG	FGA	FT	FTA	Off	Def	Tot									
15	Green,Cheridene	f	5-9	0-0	3-5	5	6	11	2	13	0	1	3	3	24		
11	Kushkituah,Kasiyahna	c	5-9	0-0	0-6	6	1	7	2	10	1	2	2	0	21		
02	Westbrook,Evina	g	7-12	1-1	5-8	1	3	4	3	20	5	1	0	7	23		
10	Jackson,Meme	g	4-9	1-2	2-2	0	2	2	3	11	3	3	0	4	22		
14	Green,Zaay	g	4-9	3-4	2-2	0	0	0	1	13	4	2	1	5	22		
04	Collins,Mimi	g	3-6	0-0	3-4	4	3	7	3	9	0	2	0	0	19		
05	Harris,Kamera	g	1-4	0-0	0-0	2	1	3	1	2	0	3	1	0	19		
12	Burrell,Rae	g	5-14	0-2	4-6	4	1	5	1	14	0	1	1	2	25		
13	Massengill,Jazmine	g	2-4	0-0	1-3	4	3	7	2	5	2	0	1	2	25		
Team						2	0	2									
Totals			36-76	5-9	20-36	28	20	48	18	97	15	15	9	22	200		

1st - FG %: 10-22 45.5% 2nd: 6-17 35.3% 3rd: 10-19 52.6% 4th: 10-18 55.6% Game: 36-76 47.4% Deadball Rebounds 7
 3FG %: 3-3 100.0% 1-3 33.3% 1-3 33.3% 0-0 0.0% 5-9 55.6%
 FT %: 1-2 50.0% 9-10 90.0% 7-13 53.8% 3-11 27.3% 20-36 55.6%

Officials: Pualani Spurlock, Metta Roberts, Angel Stanton

Technical fouls: Presbyterian-None. Tennessee-Jackson,Meme.

Attendance: 8147

Score by periods	1st	2nd	3rd	4th	Total
Presbyterian	12	17	11	9	49
Tennessee	24	22	28	23	97

Last FG - PCW 4th-00:57, UT 4th-01:27.
 Largest lead - PCW by 3 1st-07:51, UT by 50 4th-02:27.
 PCW led for 01:53. UT led for 35:51. Game was tied for 01:58.

Score tied - 1 time.
 Lead changed - 1 time.

Official Basketball Box Score -- Game Totals -- Final Statistics
UNC Asheville vs Tennessee
11/14/18 7:02 p.m. at Knoxville, Tenn. (Thompson-Boling Arena)

UNC Asheville 46 • 0-2

#	Player	Total			3-Ptr			Rebounds			PF	TP	A	TO	Blk	Stl	Min
		FG	FGA	FT	FTA	Off	Def	Tot									
23	Wilson, Tiffany	f	0-0	0-0	0-0	1	2	3	4	0	0	0	0	0	14		
03	Scott, Zip	f	3-8	1-2	0-0	1	1	2	2	7	2	4	0	2	24		
10	Wall, Jessica	g	2-7	2-7	1-2	1	1	2	1	7	2	2	1	0	30		
15	Dengoki, Sonora	g	6-13	0-1	2-3	1	0	1	1	14	2	3	0	1	29		
32	Trani, Ali	g	4-11	4-9	0-0	0	2	2	3	12	1	2	0	2	33		
00	Evans, Nadiria	g	2-7	0-0	0-0	0	2	2	1	4	0	3	0	1	21		
01	Corpening, Amaryah	g	0-3	0-3	0-0	0	1	1	0	0	1	2	0	0	13		
04	McGill, Evonna	g	0-0	0-0	0-0	0	3	3	2	0	0	1	2	0	6		
05	Toney, Alexis	g	0-0	0-0	0-0	1	0	1	0	0	0	1	0	0	5		
11	Lawson, Jimeshia	g	0-1	0-0	0-0	0	0	0	0	0	0	0	0	0	2		
12	Esadah, Juliet	g	0-0	0-0	0-0	1	1	2	3	0	0	1	0	0	7		
14	Jordan-Brown, Brooke	g	1-1	0-0	0-2	0	1	1	3	2	0	0	1	1	16		
Team						2	2	4									
Totals			18-51	7-22	3-7	8	16	24	20	46	8	20	4	7	200		

1st - FG %: 3-10 30.0% 2nd: 3-12 25.0% 3rd: 7-17 41.2% 4th: 5-12 41.7% Game: 18-51 35.3% Deadball Rebounds 4,1
 3FG %: 0-3 0.0% 2-7 28.6% 3-6 50.0% 2-6 33.3%
 FT %: 2-5 40.0% 0-0 0.0% 1-2 50.0% 0-0 0.0%

Tennessee 73 • 2-0

#	Player	Total			3-Ptr			Rebounds			PF	TP	A	TO	Blk	Stl	Min
		FG	FGA	FT	FTA	Off	Def	Tot									
15	Green,Cheridene	f	5-6	0-0	2-2	2	2	4	2	12	2	2	0	0	23		
11	Kushkituah,Kasiyahna	c	2-5	0-0	0-0	2	1	3	1	4	1	1	0	0	21		
00	Davis,Rennia	g	4-10	1-2	1-2	2	6	8	3	10	2	2	0	1	28		
02	Westbrook,Evina	g	4-6	2-2	1-2	2	2	4	3	11	4	2	0	0	16		
10	Jackson,Meme	g	5-9	3-5	0-0	0	1	1	3	13	2	2	0	2	28		
04	Collins,Mimi	g	1-7	1-2	4-4	2	4	6	1	7	0	1	1	1	18		
05	Harris,Kamera	g	0-0	0-0	0-0	0	0	0	0	2	0	0	0	0	5		
12	Burrell,Rae	g	3-7	0-2	4-6	5	3	8	1	10	1	3	1	1	17		
13	Massengill,Jazmine	g	1-5	0-1	2-4	1	2	3	0	4	0	2	0	2	24		
14	Green,Zaay	g	1-7	0-4	0-0	0	1	1	3	2	1	1	0	1	20		
Team						5	3	8									
Totals			26-62	7-18	14-20	21	25	46	19	73	13	16	2	8	200		

1st - FG %: 7-21 33.3% 2nd: 8-17 47.1% 3rd: 3-12 25.0% 4th: 8-12 66.7% Game: 26-62 41.9% Deadball Rebounds 4
 3FG %: 1-8 12.5% 3-4 75.0% 0-3 0.0% 3-3 100.0%
 FT %: 6-18 33.3% 4-6 66.7% 2-4 50.0%

Officials: Beverly Roberts, Chaney Muench, Julie Krommenhoek

Technical fouls: UNC Asheville-None. Tennessee-None.

Attendance: 6914

Score by periods	1st	2nd	3rd	4th	Total
UNC Asheville	8	8	18	12	46
Tennessee	21	23	8	21	73

Last FG - AVL 4th-00:28, UT 4th-02:32.
 Largest lead - AVL None, UT by 31 4th-05:36.
 AVL led for 00:00. UT led for 39:21. Game was tied for 00:39.

Score tied - 0 times.
 Lead changed - 0 times.

Official Basketball Box Score -- Game Totals -- Final Statistics
Florida A&M vs Tennessee
11/18/18 2:02 p.m. at Knoxville, Tenn. (Thompson-Bolina Arena)

Florida A&M 31 • 0-3

#	Player	Total			3-Ptr			Rebounds			PF	TP	A	TO	Blk	Stl	Min
		FG	FGA	FT	FTA	Off	Def	Tot									
13	Royal,Dy' Manee	f	0-6	0-0	0-0	3	2	5	2	0	0	2	0	0	18		
14	James,Tyra	f	3-8	0-3	0-0	1	2	3	2	6	2	6	0	3	30		
01	Moye,Mya	g	3-13	1-5	0-2	1	1	2	1	7	2	2	0	1	33		
02	Goram,Autumn	g	1-8	1-5	2-2	1	3	4	2	5	0	4	0	0	26		
30	Ballew,Jasmine	g	1-10	0-5	1-2	1	2	3	1	3	0	3	0	1	22		
04	Antoine,Deja	g	0-3	0-1	0-0	0	1	1	2	0	1	0	0	2	12		
11	Mitchell,Morgan	g	0-0	0-0	0-0	0	2	2	0	0	0	7	0	1	6		
12	Dilworth,Jhakyia	g	0-1	0-1	1-2	0	0	0	0	1	0	0	0	0	3		
20	Cook,Chiqueria	g	0-0	0-0	1-2	0	1	1	3	1	1	2	0	0	8		
21	Dilworth,Keziah	g	1-4	0-2	1-2	1	1	2	3	3	0	1	0	4	22		
23	Darks,Taylor	g	1-4	0-0	0-0	0	0	0	1	2	0	2	0	0	7		
34	Perkins,Auryel	g	1-2	0-1	1-4	1	5	6	0	3	0	2	0	0	13		
Team						3	4	7									
Totals			11-59	2-23	7-16	12	24	36	17	31	6	32	0	12	200		

1st - FG %: 4-18 22.2% 2nd: 3-13 23.1% 3rd: 2-15 13.3% 4th: 2-13 15.4% Game: 11-59 18.6% Deadball Rebounds 6
 3FG %: 1-7 14.3% 0-4 0.0% 1-5 20.0% 0-7 0.0%
 FT %: 1-4 25.0% 2-4 50.0% 3-6 50.0% 1-2 50.0%

Tennessee 96 • 3-0

2018-19 BOX SCORES

Official Basketball Box Score -- Game Totals -- Final Statistics
Tennessee vs UAB
11/24/18 2:00 pm at Bimini, Bahamas (Gateway Christian)

Tennessee 73 • 5-0

#	Player	Total			3-Ptr			Rebounds			PF	TP	A	TO	Blk	Stl	Min
		FG	FGA	FT	FTA	Off	Def	Tot	FG	FGA							
00	Davis,Rennia	* 7-13	3-6	1-2	1	6	7	4	18	3	1	1	0	0	39		
02	Westbrook,Evina	* 6-14	1-3	3-11	0	6	6	3	16	3	5	1	0	0	35		
10	Jackson,Meme	* 2-5	2-4	2-2	2	6	8	2	8	1	3	0	3	37			
11	Kushkituah,Kasiyahna	* 6-12	0-0	1-2	2	11	13	3	13	1	2	2	0	35			
15	Green,Cheridene	* 2-8	0-0	0-0	3	0	3	0	4	0	0	0	1	19			
04	Collins,Mimi	1-3	0-0	1-2	0	0	0	1	3	1	1	0	1	10			
12	Burrell,Rae	1-2	0-0	0-1	1	0	1	0	2	0	1	0	0	4			
13	Massengill,Jazmine	2-8	0-3	0-0	2	3	5	2	4	2	2	0	2	30			
14	Green,Zaay	2-8	0-2	1-2	0	4	4	4	5	1	1	0	0	16			
	Team				5	1	6										
	Totals	29-73	6-18	9-22	16	37	53	19	73	12	16	4	7	225			

1st - FG %:	5-15	33.3%	2nd: 7-18	38.9%	3rd: 8-17	47.1%	4th: 7-15	46.7%	Game: 29-73	39.7%	Deadball
3FG %:	2-5	40.0%	0-3	0.0%	0-2	0.0%	4-6	66.7%	6-18	33.3%	Rebounds
FT %:	1-4	25.0%	2-3	66.7%	1-6	16.7%	1-2	50.0%	9-22	40.9%	8

UAB 69 • 4-1

#	Player	Total			3-Ptr			Rebounds			PF	TP	A	TO	Blk	Stl	Min
		FG	FGA	FT	FTA	Off	Def	Tot	FG	FGA							
00	BARNES, Miyah	* 5-11	2-5	1-2	1	1	2	4	13	8	4	0	0	0	43		
03	VENDRELL, Angela	* 1-2	0-0	0-0	0	4	4	2	2	3	1	3	3	39			
13	THOMAS, Katelynn	* 6-13	0-0	7-9	1	2	3	4	19	2	2	0	1	32			
20	KUZMANIC, Deanna	* 3-11	2-6	2-4	1	6	7	4	10	2	3	0	2	44			
32	CHILDRESS, Rachael	* 7-16	5-9	0-0	0	6	6	1	19	1	0	0	2	43			
01	WHITLEY, Margaret	0-2	0-2	0-0	0	0	0	0	0	0	1	0	0	5			
10	ROSENFELDT, Sara	0-0	0-0	0-0	0	0	0	0	0	0	0	0	0	0+			
12	MAGEE, Trista	0-1	0-0	0-0	0	4	4	3	0	1	0	0	0	6			
34	JOHNSON, Imani	2-9	0-1	2-2	0	2	2	0	6	0	1	0	0	13			
	Team				2	6	8										
	Totals	24-65	9-23	12-17	5	31	36	18	69	16	14	1	8	225			

1st - FG %:	7-17	41.2%	2nd: 6-16	37.5%	3rd: 6-11	54.5%	4th: 7-13	23.1%	Game: 24-65	36.9%	Deadball
3FG %:	1-5	20.0%	3-8	37.5%	4-5	80.0%	1-3	33.3%	9-23	39.1%	Rebounds
FT %:	5-6	83.3%	3-5	60.0%	2-2	100.0%	2-4	50.0%	12-17	70.6%	4,1

Officials: Rod Creech, Bruce Morris, Maggie Tieman
 Technical fouls: Tennessee-None. UAB-None.
 Attendance: 250

Score by periods	1st	2nd	3rd	4th	OT	Total	Points	In	Off	2nd	Fast	Bench
Tennessee	13	16	17	19	8	73	34	18	9	2	14	6
UAB	20	18	18	9	4	69	22	22	5	0	2	6

Last FG - UT 02:54, UAB 02:00:06.
 Largest lead - UT by 5 OT:00:11, UAB by 12 3rd:03:07.
 UT led for 03:37. UAB led for 37:58. Game was tied for 03:25.
 Score tied - 3 times.
 Lead changed - 3 times.

Official Basketball Box Score -- Game Totals -- Final Statistics
Tennessee vs Oklahoma St.
12/02/18 3:00 pm at Stillwater, Okla. (Gallagher-Iba Arena)

Tennessee 76 • 6-0

#	Player	Total			3-Ptr			Rebounds			PF	TP	A	TO	Blk	Stl	Min
		FG	FGA	FT	FTA	Off	Def	Tot	FG	FGA							
00	Davis,Rennia	f 6-13	0-2	1-1	2	3	5	5	13	1	5	1	0	0	29		
15	Green,Cheridene	f 3-6	0-0	0-1	6	7	13	3	6	3	1	0	3	26			
02	Westbrook,Evina	g 12-15	1-2	4-5	0	2	2	4	29	3	2	0	2	34			
10	Jackson,Meme	g 3-8	1-6	0-0	3	2	5	2	7	2	1	1	4	38			
14	Green,Zaay	g 7-15	1-4	2-4	1	4	5	4	17	2	4	1	1	29			
04	Collins,Mimi	0-1	0-0	0-0	0	1	1	1	0	0	0	0	0	10			
05	Harris,Kamera	0-0	0-0	0-0	1	0	1	2	0	0	0	0	0	4			
12	Burrell,Rae	2-6	0-1	0-0	3	2	5	2	4	1	2	0	0	9			
13	Massengill,Jazmine	0-4	0-3	0-0	1	3	4	0	1	1	0	2	2	21			
	Team				2	2	4										
	Totals	33-68	3-18	7-11	19	26	45	23	76	13	17	3	12	200			

1st - FG %:	12-20	60.0%	2nd: 7-18	38.9%	3rd: 9-16	56.3%	4th: 5-14	35.7%	Game: 33-68	48.5%	Deadball
3FG %:	1-4	25.0%	0-5	0.0%	2-5	40.0%	0-4	0.0%	3-18	16.7%	Rebounds
FT %:	0-0	0.0%	1-2	50.0%	1-1	100.0%	5-8	62.5%	7-11	63.6%	3

Oklahoma St. 63 • 6-1

#	Player	Total			3-Ptr			Rebounds			PF	TP	A	TO	Blk	Stl	Min
		FG	FGA	FT	FTA	Off	Def	Tot	FG	FGA							
01	De Lapp,Kassidy	f 0-1	0-0	0-2	3	3	6	1	0	0	1	0	0	0	20		
12	Gray,Vivian	f 5-17	1-3	3-4	2	3	5	0	14	1	3	1	3	40			
20	Jones,Latashia	f 1-4	0-3	1-2	3	3	6	2	3	2	4	0	0	34			
14	Miller,Braxton	g 8-17	2-4	11-16	2	3	5	3	29	5	2	0	1	40			
23	Hobbs,Jaden	g 4-8	4-6	0-0	1	2	3	2	12	3	5	1	1	32			
10	Gnanou,Mariam	g 1-1	0-0	1-2	0	1	1	4	3	1	1	0	2	20			
21	Asberry,Ja'Mee	0-2	0-1	0-0	0	0	0	0	0	1	1	0	0	8			
25	Winchester,Abbie	0-1	0-0	2-2	0	0	0	0	2	0	0	0	0	6			
	Team				1	1	2										
	Totals	19-51	7-17	18-28	12	16	28	12	63	13	17	2	7	200			

1st - FG %:	7-14	50.0%	2nd: 7-13	53.8%	3rd: 2-12	16.7%	4th: 3-12	25.0%	Game: 19-51	37.3%	Deadball
3FG %:	3-6	50.0%	3-4	75.0%	0-3	0.0%	1-4	25.0%	7-17	41.2%	Rebounds
FT %:	5-7	71.4%	4-7	57.1%	2-6	33.3%	7-8	87.5%	18-28	64.3%	4,1

Officials: Julie Krommenhoek,Doug Knight,Tina Napier
 Technical fouls: Tennessee-None. Oklahoma St.-None.
 Attendance: 3493

Score by periods	1st	2nd	3rd	4th	Total	Points	In	Off	2nd	Fast	Bench
Tennessee	25	15	21	15	76	48	22	13	14	4	5
Oklahoma St.	22	21	6	14	63	18	15	7	18	4	4

Last FG - UT 4th-01:43, OSU 4th-05:20.
 Largest lead - UT by 14 4th-09:38, OSU by 3 2nd-02:19.
 UT led for 32:43. OSU led for 03:36. Game was tied for 03:41.
 Score tied - 6 times.
 Lead changed - 4 times.

Official Basketball Box Score -- Game Totals -- Final Statistics
Stetson vs Tennessee
12/05/18 7:02 p.m. at Knoxville, Tenn. (Thompson-Boling Arena)

Stetson 55 • 1-7

#	Player	Total			3-Ptr			Rebounds			PF	TP	A	TO	Blk	Stl	Min
		FG	FGA	FT	FTA	Off	Def	Tot	FG	FGA							
00	Sagerer,Sarah	f 8-16	0-1	3-3	1	5	6	4	19	1	5	0	3	38			
23	Vincent,Megan	f 0-3	0-0	0-0	2	2	4	5	0	2	1	0	0	24			
02	Beach,Mckenna	g 2-8	0-2	1-1	1	4	5	4	5	4	5	0	2	37			
11	Walters,Addi	g 7-12	3-5	0-0	0	3	3	3	17	0	2	0	1	35			
14	Henry,Jon'Nita	g 4-14	1-8	0-0	2	3	5	2	9	1	3	0	1	30			
03	Fizouaty,Bianca	0-2	0-2	0-0	0	0	0	3	0	1	0	1	0	12			
21	Davis,Mackenzie	1-1	1-1	0-0	0	1	1	0	3	0	1	0	0	7			
35	Lentz,Kendall	1-1	0-0	0-0	0	0	0	2	2	1	1	0	1	17			
	Team				0	2	2										
	Totals	23-57	5-19	4-4	6	20	26	23	55	10	18	1	8	200			

1st - FG %:	8-14	57.1%	2nd: 7-15	46.7%	3rd: 3-12	25.0%	4th: 5-16	31.3%	Game: 23-57	40.4%	Deadball
3FG %:	3-5	60.0%	1-4	25.0%	0-5	0.0%	1-5	20.0%	5-19	26.3%	Rebounds
FT %:	4-4	100.0%	0-0	0.0%	0-0	0.0%	0-0	0.0%	4-4	100.0%	0

Tennessee 65 • 7-0

#	Player	Total			3-Ptr			Rebounds			PF	TP	A	TO	Blk	Stl	Min
		FG	FGA	FT	FTA	Off	Def	Tot	FG	FGA							
00																	

Official Basketball Box Score -- Game Totals -- Final Statistics
Stanford vs Tennessee
12/18/18 6:02 p.m. at Knoxville, Tenn. (Thompson-Boling Arena)

Stanford 95 • 8-1

##	Player	Total			3-Ptr			Rebounds			PF	TP	A	TO	Blk	Stl	Min
		FG	FGA	FT	FTA	Off	Def	Tot	Off	Def							
04	Fingall, Nadia	f	1-4	0-0	1-2	2	4	6	0	3	1	2	0	0	0	18	
11	Smith, Alanna	f	5-6	3-4	3-4	1	2	3	5	16	3	2	1	0	0	21	
24	Hull, Lacie	f	5-8	4-5	0-0	1	2	3	3	14	1	0	1	0	0	32	
21	Carrington, DiJonai	g	11-15	4-5	7-9	0	13	13	1	33	2	5	0	1	1	38	
23	Williams, Kiana	g	5-13	3-7	3-4	0	5	5	3	16	7	6	0	2	3	38	
02	Coffee, Shannon	g	0-2	0-2	0-0	0	2	2	0	0	1	1	0	0	0	8	
10	Jerome, Alyssa	g	0-1	0-0	0-0	1	1	2	0	0	0	2	0	0	0	4	
15	Dodson, Maya	g	5-7	0-0	0-0	4	5	9	3	10	2	1	1	0	0	32	
54	Brown, Jenna	g	1-4	0-1	1-2	0	1	1	0	3	2	0	0	0	0	9	
Team						0	1	1			1						
Totals			33-60	14-24	15-21	9	36	45	15	95	19	20	3	3	200		

1st - FG %: 8-16 50.0% 2nd: 9-16 56.3% 3rd: 8-14 57.1% 4th: 8-14 57.1% Game: 33-60 55.0% Deadball Rebounds 5,1
 3FG %: 4-6 66.7% 5-9 55.6% 2-4 50.0% 3-5 60.0% 14-24 58.3%
 FT %: 2-2 100.0% 2-3 66.7% 2-4 50.0% 9-12 75.0% 15-21 71.4%

Tennessee 85 • 8-1

##	Player	Total			3-Ptr			Rebounds			PF	TP	A	TO	Blk	Stl	Min
		FG	FGA	FT	FTA	Off	Def	Tot	Off	Def							
00	Davis, Renna	f	5-15	2-5	1-2	1	9	10	2	14	1	1	0	2	35		
15	Green, Cheridene	f	3-6	0-0	0-0	2	1	3	3	6	0	0	0	0	20		
02	Westbrook, Evina	g	10-21	2-5	7-9	1	3	4	3	29	10	4	0	2	40		
10	Jackson, Meme	g	4-14	3-13	6-10	2	2	4	3	17	1	1	0	1	35		
14	Green, Zaay	g	6-16	2-5	0-0	1	1	2	5	14	1	0	1	0	30		
04	Collins, Mimi	g	2-3	0-0	1-2	2	0	2	4	5	0	0	0	0	15		
05	Harris, Kamera	g	0-0	0-0	0-0	0	1	1	1	0	0	2	0	0	2		
11	Kushkituah, Kasiyahna	g	0-0	0-0	0-0	0	0	0	0	0	0	0	0	0	8		
12	Burrell, Rae	g	0-0	0-0	0-0	0	0	0	0	0	0	0	1	3			
13	Massengill, Jazmine	g	0-0	0-0	0-0	3	2	5	0	0	1	0	0	1	12		
Team						0	0	0									
Totals			30-75	9-28	16-23	12	19	31	21	85	14	8	0	8	200		

1st - FG %: 6-18 33.3% 2nd: 7-19 36.8% 3rd: 10-20 50.0% 4th: 7-18 38.9% Game: 30-75 40.0% Deadball Rebounds 3
 3FG %: 1-4 25.0% 3-8 37.5% 2-5 40.0% 3-11 27.3% 9-28 32.1%
 FT %: 4-6 66.7% 3-3 100.0% 3-5 60.0% 6-9 66.7% 16-23 69.6%

Officials: Mark Zentz, Felicia Grinter, Cameron Inouye
 Technical fouls: Stanford-None. Tennessee-None.
 Attendance: 8051

Score by periods	1st	2nd	3rd	4th	Total
Stanford	22	25	20	28	95
Tennessee	17	20	25	23	85

Last FG - STAN 4th-01:40, UT 4th-01:27.
 Largest lead - STAN by 15 2nd-01:44, UT by 2 3rd-04:22.
 STAN led for 37:18. UT led for 00:38. Game was tied for 01:39.

Score tied - 2 times.
 Lead changed - 2 times.

Official Basketball Box Score -- Game Totals -- Final Statistics
ETSU vs Tennessee
12/21/18 7:03 p.m. at Knoxville, Tenn. (Thompson-Boling Arena)

ETSU 61 • 2-13

##	Player	Total			3-Ptr			Rebounds			PF	TP	A	TO	Blk	Stl	Min
		FG	FGA	FT	FTA	Off	Def	Tot	Off	Def							
30	Tipps, Sadasia	f	2-2	0-0	1-4	2	1	3	2	5	0	1	2	0	0	19	
33	Spears, Lexus	f	4-6	0-0	0-1	0	2	2	2	8	1	1	0	0	16		
04	Lupton, Carley	g	4-11	3-9	0-0	0	2	2	1	11	1	4	0	0	23		
14	Lyton, Kaia	g	0-4	0-1	1-2	0	2	2	1	1	2	2	0	4	34		
20	Haynes-Overton, Erica	g	3-10	1-1	4-4	0	0	0	3	11	3	0	0	3	20		
02	Scheetz, Micah	g	4-14	1-5	6-9	1	3	4	1	15	2	2	0	0	27		
05	Dean, Raven	g	2-10	0-2	2-6	1	2	3	3	6	3	3	0	3	22		
11	Murphy, Taisha	g	1-2	0-1	0-0	1	0	1	0	2	0	0	0	0	4		
13	Jackson, Shynia	g	0-2	0-1	0-0	1	1	2	1	0	0	0	0	0	6		
21	Adams, Amaya	g	0-1	0-0	0-0	1	0	1	0	0	0	1	0	0	3		
23	Snowden, Britney	g	1-5	0-0	0-1	5	2	7	3	2	0	1	0	0	20		
44	Stafford, E'Lease	g	0-0	0-0	0-0	0	0	0	0	0	1	0	0	0	6		
Team						5	1	6									
Totals			21-67	5-20	14-27	17	16	33	17	61	13	15	2	10	200		

1st - FG %: 5-17 29.4% 2nd: 5-16 31.3% 3rd: 6-20 30.0% 4th: 5-14 35.7% Game: 21-67 31.3% Deadball Rebounds 9
 3FG %: 1-5 20.0% 1-4 25.0% 2-6 33.3% 5-20 25.0%
 FT %: 3-6 50.0% 3-6 50.0% 3-4 75.0% 5-11 45.5% 14-27 51.9%

Tennessee 80 • 9-1

##	Player	Total			3-Ptr			Rebounds			PF	TP	A	TO	Blk	Stl	Min
		FG	FGA	FT	FTA	Off	Def	Tot	Off	Def							
00	Davis, Renna	f	3-8	1-2	4-4	2	5	7	3	11	0	2	0	0	27		
15	Green, Cheridene	f	5-6	0-0	2-2	2	1	3	2	12	0	1	0	0	15		
02	Westbrook, Evina	g	0-5	0-2	2-2	0	2	2	3	2	9	3	0	1	20		
10	Jackson, Meme	g	8-14	7-12	0-0	0	3	3	2	23	4	4	0	1	28		
14	Green, Zaay	g	4-8	1-3	0-0	1	3	4	3	9	2	2	1	1	24		
04	Collins, Mimi	g	3-4	0-0	5-6	3	3	6	1	11	2	4	0	0	20		
05	Harris, Kamera	g	0-0	0-0	1-2	0	0	0	2	1	0	0	0	1	9		
11	Kushkituah, Kasiyahna	g	0-0	0-0	2-4	0	1	1	4	2	0	0	3	0	6		
12	Burrell, Rae	g	2-9	0-3	1-2	2	4	6	1	5	0	2	1	0	21		
13	Massengill, Jazmine	g	2-6	0-1	0-0	2	7	9	2	4	3	2	5	2	30		
Team						5	4	9									
Totals			27-60	9-23	17-22	17	33	50	23	80	20	21	10	6	200		

1st - FG %: 7-18 38.9% 2nd: 6-15 40.0% 3rd: 9-16 56.3% 4th: 5-11 45.5% Game: 27-60 45.0% Deadball Rebounds 5
 3FG %: 2-6 33.3% 1-7 14.3% 4-6 66.7% 6-10 60.0%
 FT %: 6-6 100.0% 3-4 75.0% 2-2 100.0% 9-23 39.1% 17-22 77.3%

Officials: Michael McConnell, Angel Stanton, Katie Lukanich
 Technical fouls: ETSU-None. Tennessee-None.
 Attendance: 8025

Score by periods	1st	2nd	3rd	4th	Total
ETSU	14	14	16	17	61
Tennessee	22	16	24	18	80

Last FG - ETSU 4th-00:21, UT 4th-04:59.
 Largest lead - ETSU None, UT by 23 4th-04:59.
 ETSU led for 00:00. UT led for 39:25. Game was tied for 00:14.

Score tied - 0 times.
 Lead changed - 0 times.

Official Basketball Box Score -- Game Totals -- Final Statistics
Murray St. vs Tennessee
12/28/18 7:02 p.m. at Knoxville, Tenn. (Thompson-Boling Arena)

Murray St. 77 • 4-7












##	Player	Total			3-Ptr			Rebounds			PF	TP	A	TO	Blk	Stl	Min
		FG	FGA	FT	FTA	Off	Def	Tot	Off	Def							
14	Adebayo, Evelyn	f	10-19	1-3	7-7	1	4	5	2	28	1	2	0	3	37		
31	Crane, Brianna	f	4-4	0-0	4-4	3	5	8	0	12	1	3	0	0	22		
00	Griffith-Wallace, J.	g	5-14	3-9	1-2	0	0	0	1	14	1	4	0	0	35		
04	Mayes, Lex	g	3-11	1-8	4-5	0	0	0	3	11	3	5	0	1	33		
05	Turley, Macey	g	2-7	0-4	4-5	1	4	5	3	8	4	5	0	1	31		
01	Blackburn, Raegan	g	0-0	0-0	0-0	0	0	0	0	0	0	0	0	0	2		
02	Hill, Sadie	g	0-0	0-0	0-0	0	0	0	0	0	0	0	1	0	2		
11	Barrett, Paige	g	0-0	0-0	0-0	0	0	0	1	0	0	0	0	0	2		
20	Mack, Cekeya	g	1-3	0-0	0-0	0	2	2	3	2	0	0	0	1	15		
32	Burpo, Alexis	g	1-4	0-2	0-0	1	1	2	0	2	2	2	0	1	17		
33	Manley, Michaela	g	0-0	0-0	0-0	0	0	0	0	0	0	0	0	0	4		
Team						0	2	2									
Totals			26-62	5-26	20-23	6	18	24	13	77	12	21	1	7	200		

1st - FG %: 5-15 33.3% 2nd: 5-14 35.7% 3rd: 8-15 53.3% 4th: 8-18 44.4% Game: 26-62 41.9% Deadball Rebounds 2
 3FG %: 0-4 0.0% 2-7 28.6% 0-5 0.0% 3-10 30.0% 5-26 19.2%
 FT %: 4-5 80.0% 3-3 100.0% 8-10 80.0% 5-5 100.0% 20-23 87.0%

Tennessee 98 • 10-1

##	Player	Total			3-Ptr		
----	--------	-------	--	--	-------	--	--

BROADCAST MEDIA SHEET / Previous game's starters indicated with orange numbers

	0	RENNIA DAVIS So. • F • 6-2 • Jacksonville, Fla./Ribault H.S. re-NYE-uh	<ul style="list-style-type: none"> Started the game three-for-three from behind the arc en route to 19 points against Belmont. Posted her third double-double of the season against Murray State with 20 points and a season-high 13 rebounds. Recorded a double-double against Stanford with 14 points, 10 rebounds and a pair of steals. Led UT in scoring (24), rebounding (9), steals (3) and free throws made (11) in Tennessee's win over Stetson. Named MVP of the Junkanoo Jam after averaging 15.5 points, 5.5 rebounds, 2.5 assists and 2.0 steals during the tournament. Knocked down three treys in the fourth quarter, leading UT in scoring with 18 points in its come-from-behind win over UAB. Named to Coaches and Media Preseason All-SEC First Team, the Cheryl Miller Award Preseason Watch List, the John R. Wooden Preseason Watch List and the Women's Citizen Naismith Trophy Preseason Watch List.
	2	EVINA WESTBROOK So. • G • 6-0 • Salem, Ore./South Salem H.S. ee-VEE-na	<ul style="list-style-type: none"> Recorded her sixth 20+ point performance of the season against Belmont with 20 points, six rebounds, and seven assists. Had four straight 20+ point performances leading up to ETSU, becoming the first Lady Vol to do so since Candace Parker (2007-08). Scored a career-high-tying 29 points against Stanford, recording her first career double-double with a season-high 10 assists. Named SEC Player of the Week after averaging 21.5 ppg, 5.0 apg, and 3.0 rpg in wins over Stetson and Texas. Named to Coaches Preseason All-SEC Second Team, the 2019 Nancy Lieberman Award Preseason Watch List and the the Women's Citizen Naismith Trophy Preseason Watch List. Averaged 8.4 points, 4.3 assists and 2.8 rebounds while starting all 33 games as a rookie. Her assist average ranked her at No. 2 all-time by a UT freshman.
	4	MIMI COLLINS Fr. • F • 6-3 • Waldorf, MD./Paul VI Catholic H.S. (Fairfax, Va.) ME-ME	<ul style="list-style-type: none"> Tied her career high of 11 points and set a new career high of three steals against Murray State. Had five points, five rebounds and hit a 3-pointer late in the game against No. 12 Texas to help secure the win. Recorded a double-double in UT's exhibition win over Carson-Newman with 16 points and 10 rebounds. Participated in the 2018 U18 National Team Trials & 2016 U17 World Championship Team Trials with USA Basketball. Averaged 17.6 ppg., 10 rebounds and four blocks per game as a senior. Ranked No. 9 overall and the No. 3 forward in the 2018 Propectsnation.com Elite 150. McDonald's All-American (2018), Naismith Player of the Year Top-Five Finalist (2018), Naismith All-America First Team (2018), Naismith All-America Honorable Mention (2017), VISAA Division I Player of the Year (2018).
	5	KAMERA HARRIS Jr. • C • 6-3 • Hampton, Ga./Dutchtown H.S. CAM-er-uh	<ul style="list-style-type: none"> Tied her career high of four boards against Murray State while dishing out an assist and scoring one point. Played nine minutes against Texas, tallying a rebound, a steal and a blocked shot. Saw action in 10 games as a sophomore, scoring in three of them and grabbing a carom in seven contests. Tallied two points and a rebound in six minutes vs. Liberty. Played 12 minutes against Alabama State, scoring two points and blocking a shot. Collected two rebounds in 13 minutes of action against South Dakota. Majoring in recreation and sport management. Set a national single-game prep record for blocked shots in 2014 with 28 vs. Veterans High School in the first round of the state tournament, eclipsing the previous record of 25 held by Brittney Griner.
	10	MEME JACKSON Sr. • G/F • 5-11 • Murfreesboro, Tenn./Blackman H.S. ME-ME	<ul style="list-style-type: none"> Has hit three or more treys in six of 12 games this season and 4+ on three occasions. Dished out a season-high five assists against Murray St. while adding 11 points and four steals. Hit a career-high seven treys against ETSU, tying for fourth-most in a single game by a Lady Vol. Went four of nine from behind the arc and nine of 11 from the free-throw line en route to a career-high 33 points against No. 12 Texas. Named to Junkanoo Jam All-Tournament Team along with teammate Rennia Davis. Was UT's leading scorer with 19 points and a career-high six steals against FAMU. Hit a team-high 50 treys on the season and was UT's leading three-point shooter on 19 occasions as a junior. Scored in double figures 13 times during her junior season.
	11	KASIYAHNA KUSHKITUAH So. • C • 6-4 • Atlanta, Ga./St. Francis H.S. CASS-ee-YAW-nuh kush-KITTA-wah	<ul style="list-style-type: none"> Logged five points, three rebounds, an assist and a blocked shot against Murray State. Recorded the first double-double of her career against UAB with 13 points, 13 rebounds and two blocked shots. Netted a career-high 13 points against FAMU while also adding two rebounds, one steal and a blocked shot. Made her first career start against Presbyterian, tallying 10 points, seven rebounds, two blocks and an assist. Saw action in 16 games as a freshman, scoring in six and grabbing a rebound in nine. McDonald's All-American and WBCA and Naismith Honorable Mention All-American in high school. God-uncle Shareef Abdur-Rahim is a retired NBA player who was a 2000 U.S. Olympic gold medalist and 2002 NBA All-Star.
	12	RAE BURRELL Fr. • G/F • 6-1 • Las Vegas, Nev./Liberty H.S. burr-ELL	<ul style="list-style-type: none"> Tallied 11 points, six rebounds, two assists and a steal against Murray State. Played 21 minutes against ETSU, recording six rebounds, five points and a blocked shot. Ranked No. 43 overall and No. 8 wing in the 2018 HoopGurlz espnW Top 100. McDonald's All-American Game nominee (2018) Averaged 14.9 ppg., 7.9 rpg., 2.5 spg., 2.5 apg. and 1.0 bpg. as a senior. Mom (Ann) played basketball at the University of Nevada, Reno, where she averaged 10.6 rebounds per game one season and yanked down a school record 25 in a single game. Dad was a track & field All-American in the long jump at Nevada-Reno.
	13	JAZMINE MASSENGILL Fr. • G • 6-0 • Chattanooga, Tenn./Hamilton Heights Christian Academy CASS-ee-YAW-nuh kush-KITTA-wah	<ul style="list-style-type: none"> Over the last three games she's averaging 7.0 ppg., 6.0 rpg. and 4.6 apg. while shooting .588 from the field. Set career highs in points (10), assists (8) and 3-pointers made (2) against Murray State. Participated in the 2018 USA Basketball U18 National Team Trials. Ranked No. 11 overall and the No. 3 point guard in the 2018 Propectsnation.com Elite 150. Ranked No. 25 overall and the No. 6 point guard in the HoopGurlz espnW Top 100. McDonald's All-American (2018), NACA Sports First-Team All-American (2018), NACA All-Tournament Team (2015, 2016, 2018), MaxPreps Third-Team All-American (2018), Naismith All-America Honorable Mention (2017), Played in Jordan Brand Classic (2018).
	14	ZAAY GREEN Fr. • G • 6-0 • Duncanville, Texas/Duncanville H.S. ZAY	<ul style="list-style-type: none"> Set new career highs in rebounds (6) and assists (5) while adding 10 points against Belmont. Named SEC Freshman of the Week after tallying a career-high 17 points, five rebounds and two assists against OSU. Led UT in scoring and recorded a double-double against Carson-Newman with 28 points and 10 rebounds. Participated in the 2018 U18 National Team Trials & 2016 U17 World Championship Team Trials with USA Basketball. Ranked No. 10 overall and the No. 2 guard in the HoopGurlz espnW Top 100. McDonald's All-American (2018), Naismith All-America Third-Team (2018), MaxPreps Fourth-Team All-American (2018), American Family Insurance ALL-USA Girls Basketball Third Team (2018). Played at Duncanville (Texas) H.S., the same alma mater as Lady Vol legend Tamika Catchings. Mother (Yolanda Harris) starred at Stephen F. Austin & father (Zoderick Green) starred at Central Okla.
	15	CHERIDENE GREEN Sr. • F • 6-3 • London, England/ASA College SHARE-ih-dean	<ul style="list-style-type: none"> Notched 10 points, eight rebounds and three steals against Murray State. Tied her career-highs in both rebounds (13) and assists (3) against OSU while adding three steals and six points. Netted 11 points and grabbed a team-high eight rebounds against Clemson. Recorded her third career double-double against Presbyterian, logging 13 points, 11 rebounds, three blocks and three steals. Saw action in every game during the 2017-18 season, scoring in double figures five times and pulling down double-digit rebounds in three games. Led Tennessee in rebounding on three occasions and in blocked shots on six occasions last season. Posted her second career double-double against Liberty with 15 points and 12 rebounds (3/16/18).
	21	LOU BROWN RS-Sr. • F • 6-3 • Melbourne, Australia/Washington St. *Career 123/89	<ul style="list-style-type: none"> Will sit out this season to rehab an ACL injury suffered during preseason practice in October. Brought maturity to the team and will still provide leadership from the bench in 2018-19. Started 71 of 95 games during her career at Washington State. Averaged 5.6 points, 5.6 rebounds in Pullman, including 6.4 and 6.0 as a redshirt junior. Tallied 529 points, 167 rebounds, 106 assists, 88 steals and 66 blocks as a Cougar. Hit 80 three-pointers in 245 attempts for 32.7 percent, including 29 treys in 2017-18. Is Tennessee's second-ever international player (Cheridene Green), second graduate transfer (Schaquilla Nunn) and first Lady Vol from Australia.

*at Washington State University