



2018-19 AUBURN WOMEN'S BASKETBALL

AUBURN ATHLETICS COMMUNICATIONS: 392 SOUTH DONAHUE DRIVE || AUBURN, AL 36830 || AUBURNTIGERS.COM || @AUBURNWBB

2018-19 SCHEDULE/RESULTS

21-8, 9-7 SEC

DATE	OPPONENT	TIME/TV/RESULT
Nov. 6	GRAMBLING STATE	W 97-48
Nov. 9	1-NICHOLLS STATE	W 80-59
Nov. 11	1-at New Mexico	W 79-76
Nov. 13	1-at Iowa State	L 64-67
Nov. 25	LOUISIANA-LAFAYETTE	W 71-59
Nov. 28	at Xavier (La.)	W 77-58
Dec. 2	2-OKLAHOMA	W 95-79
Dec. 6	at St. Joseph's	W 81-70
Dec. 16	SAMFORD	W 73-46
Dec. 18	3-vs. Coastal Carolina	W 84-78
Dec. 20	3-vs. North Carolina	W (OT) 86-81
Dec. 22	at Elon	W 96-44
Dec. 29	ALABAMA STATE	W 83-50
Jan. 3	*#10 TENNESSEE	L 69-78
Jan. 6	*at Florida	W 64-56
Jan. 10	*at Alabama	W 66-56
Jan. 14	*#7 MISSISSIPPI STATE	L 59-85
Jan. 17	*at Vanderbilt	W 72-70
Jan. 24	*#24 TEXAS A&M	L 67-69
Jan. 27	*at #25 Missouri	L 65-74
Jan. 31	*at Ole Miss	W 64-51
Feb. 3	*GEORGIA	W (OT) 59-58
Feb. 7	*#19 KENTUCKY	L 68-78
Feb. 10	*at Arkansas	W 75-72
Feb. 14	*at Tennessee	L 62-73
Feb. 17	*ALABAMA	W 77-38
Feb. 24	*#25 MISSOURI	W 58-54
Feb. 28	*#14 SOUTH CAROLINA	L 66-73
Mar. 3	*at LSU	W 56-46
Mar. 7	4-vs. Alabama	SECN 7:30 pm

All times Central. Home Games in **BOLD CAPS**.
 1 - Preseason WNIT (Campus sites)
 2 - SEC/Big 12 Challenge
 3 - Carolinas Challenge (Myrtle Beach, S.C.)
 4 - SEC Tournament (Greenville, S.C.)
 + = SEC Network+ / ESPN3.com

AUBURN ATHLETICS COMMUNICATIONS

KIRK SAMPSON Associate AD
 kirk@auburn.edu
 WES TODD Assistant Director/WBB Contact
 wlt0006@auburn.edu
 C: 334-750-5682

Web.....AuburnTigers.com
 Twitter.....@AuburnWBB
 Facebook...../AuburnWBB
 Instagram.....@AuburnWBB
 Office Phone.....(334) 844-9800



GAME 30

vs. Alabama (14-16)

Thursday, March 7, 2019 • 7:30 p.m. CT
SEC Tournament - Second Round



Site Greenville, S.C.
 Venue Bon Secours Wellness Arena (15,951)
 TV SEC Network (Pam Ward, Carolyn Peck, Steffi Sorensen)
 Radio WTGZ 93.9 FM (Andy Burcham, J.J. Jackson)
 Audio Webcast AuburnTigers.com
 Live Stats..... SECSports.com
 Twitter.....@AuburnWBB
 Series Record..... Auburn leads 52-38
 in the SEC Tournament..... Alabama leads 3-1
 Last Meeting Auburn 77, Alabama 38 (Feb. 17, 2019, at Auburn)

GAMEDAY BREAKDOWN


(6) AUBURN TIGERS

Rankings.....AP: NR | Coaches: NR
 2018-19 Record 21-8
 SEC..... 9-7
 Home 9-5
 Away 10-3
 Neutral 2-0
 Streak..... W1
 Head Coach..... Terri Williams-Flournoy
 Record at AU (Yrs.)..... 123-99 (7th)
 Overall Record (Yrs.)..... 266-203 (15th)
 Record vs. Alabama..... 9-4

(11) ALABAMA CRIMSON TIDE

Rankings.....AP: NR | Coaches: NR
 2018-19 Record 14-16
 SEC..... 5-11
 Home 9-6
 Away 3-7
 Neutral 2-3
 Streak..... W1
 Head Coach..... Kristy Curry
 Record at UA (Yrs.)..... 98-95 (6th)
 Overall Record (Yrs.)..... 406-244 (20th)
 Record vs. Auburn..... 3-9

AUBURN PROJECTED STARTERS



DAISA ALEXANDER
 G • JR • 5-7
 Decatur, Ga.

PPG: 13.1
 RPG: 3.2
 APG: 1.8




UNIQUE THOMPSON
 F • SO • 6-3
 Theodore, Ala.

PPG: 12.3
 RPG: 10.2
 APG: 1.1




CRYSTAL PRIMM
 G • R-JR • 5-11
 West Palm Beach, Fla.

PPG: 10.8
 RPG: 3.7
 APG: 1.4



ERIN HOWARD
 G/F • FR • 6-1
 Madison, Wis.

PPG: 3.7
 RPG: 3.0
 APG: 1.2



JANIAH MCKAY
 G • SR • 5-6
 Gainesville, Fla.

PPG: 13.8
 RPG: 2.4
 APG: 4.3

OFF THE BENCH

No.	Pos.	Name	Ht.	Year	PPG	RPG	Hometown
1	G	Robyn Benton	5-9	Fr.	6.1	1.3	Conyers, Ga.
2	G	Brooke Moore	5-7	Fr.	5.5	1.1	McDonough, Ga.
3	G	Erica Sanders	5-10	Sr.	1.6	1.7	San Antonio, Texas
4	F	Abigayle Jackson	6-3	So.	2.3	1.7	Little Rock, Ark.
5	G	Emari Jones*	6-2	Sr.	9.8	4.5	Chicago, Ill.
10	F	Kiyae' White	6-2	R-Fr.	1.4	1.9	Macungie, Pa.
35	F	Natalie Kelly	6-3	Fr.	0.4	0.8	Albany, La.

*injured/out for season

Head Coach: Terri Williams-Flournoy
Assistants: Ty Evans, Adrian Walters, Clarisse Garcia

#WarEagle
#TeamOfExcellence



AuburnTigers.com



@AuburnWBB | @AuburnTigers
@AUCoachFlo



/AuburnWBB
/AuburnTigers

TEAM SCHEDULE AND MEDIA AVAILABILITY >> MARCH 3-9 (times Central unless noted otherwise)

SUNDAY March 3	MONDAY March 4	TUESDAY March 5	WEDNESDAY March 6	THURSDAY March 7	FRIDAY March 8	SATURDAY March 9
GAME 2:00 Auburn at LSU	OFF DAY Media Availability TBD	PRACTICE 10 a.m.-Noon Auburn Arena	PRACTICE TBD Greenville, S.C.	SEC TOURNAMENT 7:30 Auburn vs. Alabama	SEC TOURNAMENT 7:30 Auburn vs. Texas A&M	SEC TOURNAMENT TBD Auburn vs. TBD
Interviews Postgame Return to Auburn	COACH FLO SHOW 6 p.m. Victory Grille	TRAVEL to Greenville, S.C.		Interviews Postgame	Interviews Postgame	Interviews Postgame

AUBURN ATHLETICS COMMUNICATIONS

QUICK FACTS

AUBURNTIGERS.COM

For updated game notes, statistics and all the latest information on Auburn basketball and gameday activities, go to AuburnTigers.com.

INTERVIEW POLICIES

- Coach Williams-Flournoy, assistant coaches and selected athletes are available for phone and personal interviews by contacting Wes Todd in the athletic communications office.
- Following home games, interviews with Coach Flo and selected players will be conducted in the media room following a 10-minute cooling-off period. Visiting coaches and players, if requested, will be available first.
- Interviews following road contests will be conducted in accordance with the home team's media policies.
- Practices are generally closed to the public, but media may cover practice with advance notice.**

CREDENTIALS

Anyone wishing to cover Auburn women's basketball should contact Wes Todd in the communications office at least one day in advance in order to make the proper arrangements. Game credentials will be held at media will call, located inside the scholarship entrance at Auburn Arena. Parking passes are not needed, except for men's/ women's doubleheaders.

GAME DAY SERVICES

Notes for both teams and flip cards will be provided prior to the game. Stats will be distributed at halftime and after the game. Wireless internet is available in the Arena.

VIDEO SERVICES

FTP feeds of selected Auburn basketball highlights are available for the media. A number of studio and satellite services may be arranged for electronic media by calling War Eagle Productions at 334-750-4345.

PHOTO SERVICES

For photos of Auburn women's basketball or anything pertaining to Auburn Athletics, contact Wade Rackley at 334-750-6907 or via email at wwr0004@auburn.edu.

COMMUNICATIONS STAFF

- Wes Todd Women's Basketball contact
cell: 334-750-5682
email: wlt0006@auburn.edu
- Grant Keith Student assistant/WBB
email: gak0005@auburn.edu
- Kirk Sampson Associate AD
cell: 334-750-1385
email: sampska@auburn.edu

GENERAL INFORMATION

Location..... Auburn, Ala.
Founded1856
Enrollment.....29,776
Nickname Tigers
Colors..... Burnt Orange and Navy Blue
Facility (Capacity) Auburn Arena (9,121)
President Dr. Steven Leath
Director of Athletics Allen Greene
Sr. Assoc. AD/SWA..... Monique Holland

WOMEN'S BASKETBALL HISTORY

First Year of Women's Basketball1971
All-Time Record (Years)..... 934-477 (48th)
All-Time SEC Record (since 1981) 236-236
All-Time Home Record 433-118
at Auburn Arena (since 2010)..... 86-47
NCAA Tournament Appearances..... 20
Last NCAA App./Result..... 2017 - First Round
SEC Regular-Season Championships 5
..... 1981, 1987, 1988, 1989, 2009
SEC Tournament Championships..... 4
..... 1981, 1987, 1990, 1997

COACHING & SUPPORT STAFF

Head Coach..... Terri Williams-Flournoy
Alma Mater, Year Penn State, 1991
Overall Record 266-203 (.567) / 15th year
Auburn Record 123-99 (.554) / 7th year
Associate Head Coach (Year at Auburn) Ty Evans (7th)
Alma Mater, Year Wisconsin-Whitewater (1995)
Assistant Coach (Year at Auburn) Adrian Walters (7th)
Alma Mater, Year St. Francis (Pa.) (1987)
Assistant Coach (Year at Auburn) Clarisse Garcia (3rd)
Alma Mater, Year Villanova (2007)
Strength & Conditioning Coach Claus Souza
Director of Basketball Operations Bianca Webb
Director of Basketball Services Justin Peak
Athletic Trainer..... Catherine Gordon
Grad. Student Mgrs Anthony Evans, Rebecca Walthall

GAMEDAY EXPERIENCE: AUBURN ARENA

>> Auburn Arena is in its ninth season as home of Auburn Basketball. The Tigers are 86-47 since moving to the Arena in 2010-11. The facility seats 9,121 for basketball and also hosts Auburn volleyball and gymnastics.



TEAM INFORMATION

2017-18 Record14-15
2017-18 SEC Record 5-11
SEC Finish..... 10th
Starters Returning/Lost 4/1
Letterwinners Returning/Lost 6/6
Squad Members Returning..... 2
Newcomers..... 4

AUBURN TIGERS SPEED CHART

Overall: 21-8 SEC: 9-7

Head Coach: Terri Williams-Flournoy (7th Season)

Daisa Alexander - DAY-zha
Emari Jones - e-MAR-ee
Janiah McKay - jah-NYE-uh

Kiyae' White - kye-YAY
Terri Williams-Flournoy - Fluh-NOY

			Pts	Reb	Stl	Ast	Blk		
0	DAISA ALEXANDER G • 5-8 • Jr. • Decatur, Ga. • Southwest DeKalb HS	Season High	22	8	5	8	1	<ul style="list-style-type: none"> • 2018 SEC All-Defensive Team • 22 pts vs. Alabama (2x), Florida, Tennessee • GW jumper/FT w/ :17 left at New Mexico (11/11) • Led SEC in steals in '18 (2.8/game) • Career-high 25 pts at Indiana (12/3/17) 	
		Career High	25	8	7	8	2		
		PPG	13.1	3.2	1.8	.409	.378		.661
		18-19	13.1	3.2	1.8	.409	.378		.661
1	ROBYN BENTON G • 5-9 • Fr. • Conyers, Ga. • Greater Atlanta Christian	Season High	16	5	3	3	1	<ul style="list-style-type: none"> • SEC All-Freshman Team Selection • GW jumper/FT w/ :8.6 left at Vandy (1/17) • 15 pts; 5-5 on 3-pt FG at Elon (12/22) • 16 pts in Auburn debut vs. Grambling (11/6) • Sister of fmr. UT football player Inky Johnson 	
		Career High	16	5	3	3	1		
		PPG	6.1	1.3	0.6	.385	.388		.727
		18-19	6.1	1.3	0.6	.385	.388		.727
2	BROOKE MOORE G • 5-7 • Fr. • McDonough, Ga. • Henry County HS	Season High	23	4	1	3	1	<ul style="list-style-type: none"> • SEC Freshman of the Week (12/31) • Career-high 23 points; 5 3FG vs Ala. St. (12/29) • Made four 3-pointers vs. Elon, Miss. State • Missed first five games with injury • No. 42 national overall prospect; No. 11 guard 	
		Career High	23	4	1	3	1		
		PPG	5.5	1.1	0.5	.306	.298		1.000
		18-19	5.5	1.1	0.5	.306	.298		1.000
3	ERICA SANDERS G • 5-10 • Sr. • San Antonio, Texas • Johnson HS	Season High	6	6	4	3	1	<ul style="list-style-type: none"> • 1st career 3-pt FG to beat 3Q buzzer at Vandy • 6 rebs, 3 stls vs. Alabama St. (12/29) • Made 1st app. of 18-19 vs. N. Carolina (12/20) • Missed 1st 9 games of 18-19 w/ knee injury • Career-high 6 steals vs. LA Tech (11/19/17) 	
		Career High	9	7	6	5	1		
		PPG	1.6	1.7	1.0	.433	.500		1.000
		18-19	1.6	1.7	1.0	.433	.500		1.000
4	ABIGAYLE JACKSON F • 6-3 • So. • Little Rock, Ark. • Little Rock Central HS	Season High	9	6	1	1	3	<ul style="list-style-type: none"> • Season-high 9 points, 6 rebs at LSU (3/3) • Played 28 games in '18, started 12 • Led AU with 22 blocks in '18 • 2.0 ppg, 1.7 rpg as a freshman • #1 HS player in Arkansas in class of '17 	
		Career High	13	7	3	1	3		
		PPG	2.3	1.7	0.2	.529	.167		.857
		18-19	2.3	1.7	0.2	.529	.167		.857
5	EMARI JONES G • 6-0 • Sr. • Chicago, Ill. • Shawnee CC	Season High	15	10	2	3	1	<ul style="list-style-type: none"> • Out for season (knee); injured vs. Alabama St. • AU's leading 3-point shooter; 26 made in 18-19 • NJCAA All-American, national leading scorer at Shawnee CC in '16 (742 pts.) 	
		Career High	18	10	3	3	2		
		PPG	9.8	4.5	1.5	.390	.351		.833
		18-19	9.8	4.5	1.5	.390	.351		.833
10	KIYAE' WHITE F • 6-2 • R-Fr. • Macungie, Pa. • Emmaus HS	Season High	5	5	1	2	1	<ul style="list-style-type: none"> • 4 pts, 4 rebs, key steal/score at St. Joseph's • Redshirted '17-18 while rehabbing knee injury • #20 forward, 3-star by ESPN HoopGurlz • Leading rebounder at Emmaus HS 	
		Career High	5	5	1	2	1		
		PPG	1.4	1.9	0.4	.378	-		.571
		18-19	1.4	1.9	0.4	.378	-		.571
20	UNIQUE THOMPSON F • 6-3 • So. • Theodore, Ala. • Faith Academy	Season High	21	19	4	4	3	<ul style="list-style-type: none"> • Preseason All-SEC Second Team • SEC Player of the Week (2/5) • 21 pts, 18 rebs vs. North Carolina (12/20) • 19 pts, career-hi 19 rebs at New Mexico • 11 double-doubles in 2018-19; 18 career 	
		Career High	29	19	4	4	6		
		PPG	12.3	10.2	1.1	.568	-		.602
		18-19	12.3	10.2	1.1	.568	-		.602
23	CRYSTAL PRIMM G • 5-11 • R-Jr. • West Palm Beach, Fla. • Duke	Season High	18	9	7	5	1	<ul style="list-style-type: none"> • Forced OT and hit GW FTs vs. UGA; 13p/9r • Career-high 18 points vs. UNC (12/20) • 15 pts, 4 rebs in Auburn debut vs. Grambling • Career-high 7 steals vs. Miss. State (1/14) • Redshirted '17-18 after transfer from Duke 	
		Career High	18	9	7	5	1		
		PPG	10.8	3.7	1.4	.465	.000		.720
		18-19	10.8	3.7	1.4	.465	.000		.720
24	ERIN HOWARD F/G • 6-1 • Fr. • Madison, Wis. • Madison East HS	Season High	12	8	3	5	3	<ul style="list-style-type: none"> • 7 pts, 8 rebs, 3 ast, 3 blk, 2 stls at Arkansas • Career-high 12 points vs. Missouri (2/24) • Had 5 assists, 3 steals at Alabama (1/10) • Ranked No. 21 forward nationally out of HS • 1st AU player from state of Wisconsin 	
		Career High	12	8	3	5	3		
		PPG	3.7	3.0	1.2	.339	.250		.833
		18-19	3.7	3.0	1.2	.339	.250		.833
33	JANIAH MCKAY G • 5-6 • Sr. • Gainesville, Fla. • Gainesville HS	Season High	23	6	5	10	2	<ul style="list-style-type: none"> • All-SEC Second Team/All-Defensive Team • SEC Player of the Week (12/23) • Season-high 23 points at Missouri (1/27) • 16 pts, 6 reb, 6 ast, 3 stl at Florida (1/6) • 2nd career dbl-dbl (16p/10a) vs. Grambling 	
		Career High	29	8	6	13	2		
		PPG	13.8	2.4	4.3	.395	.246		.788
		18-19	13.8	2.4	4.3	.395	.246		.788
35	NATALIE KELLY F • 6-3 • Fr. • Albany, La. • Albany HS	Season High	2	3	1	-	1	<ul style="list-style-type: none"> • Ranked as No. 38 post player nationally • Avg. 17.1 pts, 12.1 reb, 3.3 stls as HS junior • 2x all-metro selection (Baton Rouge) 	
		Career High	2	3	1	-	1		
		PPG	0.4	0.8	0.0	.200	-		.375
		18-19	0.4	0.8	0.0	.200	-		.375

Series History

Auburn vs. Alabama 52-38 (.578)

In Auburn: 31-10
 --At Auburn Arena: 7-2
 In Tuscaloosa: 18-23
 Neutral Sites: 3-5
 SEC Tournament: 1-3
 Trend: Auburn has won 10 of last 13 meetings

(17 meetings prior to 1980 omitted for space)

Jan. 23, 1980	W	77-71	Auburn
Jan. 12, 1981	L	65-66	Tuscaloosa, Ala.
Feb. 1, 1981	W	61-50	Baton Rouge, La.
Feb. 28, 1981	W	67-50	Troy, Ala.
Jan. 27, 1982	W	72-56	Auburn
Feb. 22, 1982	W	63-59	Tuscaloosa, Ala.
Jan. 5, 1983	W	60-49	Auburn
Feb. 9, 1983	W	79-63	Tuscaloosa, Ala.
Jan. 4, 1984	L	56-65	Auburn
Feb. 9, 1984	L	60-64	Tuscaloosa, Ala.
Jan. 16, 1985	W	71-53	Auburn
Feb. 18, 1985	L	67-84	Tuscaloosa, Ala.
Jan. 15, 1986	W	87-86 (OT)	Tuscaloosa, Ala.
Feb. 21, 1987	W	78-60	Auburn
Mar. 5, 1987	W	89-61	Albany, Ga. *
Jan. 27, 1988	W	88-57	Tuscaloosa, Ala.
Feb. 18, 1989	W	89-44	Auburn
Feb. 21, 1990	L	68-71	Tuscaloosa, Ala.
Feb. 2, 1991	W	77-48	Auburn
Feb. 12, 1992	L	69-72	Tuscaloosa, Ala.
Feb. 17, 1993	W	93-67	Auburn
Feb. 16, 1994	L	71-84	Tuscaloosa, Ala.
Jan. 24, 1995	W	86-70	Auburn
Jan. 24, 1996	L	67-69	Tuscaloosa, Ala.
Feb. 13, 1996	W	75-58	Auburn
Mar. 2, 1996	L	59-65	Chattanooga, Tenn. *
Jan. 7, 1997	L	65-68	Auburn
Feb. 11, 1997	L	57-89	Tuscaloosa, Ala.
Jan. 7, 1998	L	48-62	Tuscaloosa, Ala.
Feb. 11, 1998	L	45-62	Auburn
Jan. 7, 1999	W	73-69	Auburn
Feb. 11, 1999	L	57-72	Tuscaloosa, Ala.
Feb. 26, 1999	L	72-76	Chattanooga, Tenn. *
Jan. 13, 2000	W	69-51	Auburn
Feb. 13, 2000	W	69-59	Tuscaloosa, Ala.
Jan. 11, 2001	L	53-60	Tuscaloosa, Ala.
Feb. 11, 2001	L	60-61	Auburn
Mar. 1, 2001	L	55-59	Memphis, Tenn. *
Jan. 24, 2002	L	70-78	Tuscaloosa, Ala.
Feb. 10, 2002	L	57-60	Auburn
Jan. 19, 2003	W	65-61	Auburn
Feb. 27, 2003	L	62-67	Tuscaloosa, Ala.
Jan. 22, 2004	W	70-61	Auburn
Feb. 26, 2004	W	72-40	Tuscaloosa, Ala.
Jan. 23, 2005	W	59-43	Auburn
Feb. 17, 2005	W	74-63	Tuscaloosa, Ala.
Jan. 8, 2006	L	54-68	Tuscaloosa, Ala.
Jan. 26, 2006	W	65-56	Auburn
Jan. 7, 2007	W	63-58	Tuscaloosa, Ala.
Feb. 1, 2007	W	93-61	Auburn
Jan. 28, 2008	W	62-48	Tuscaloosa, Ala.
Feb. 14, 2008	W	74-49	Auburn
Jan. 22, 2009	W	84-66	Auburn
Feb. 8, 2009	W	81-54	Tuscaloosa, Ala.
Jan. 14, 2010	W	74-62	Auburn
Feb. 7, 2010	L	53-55	Tuscaloosa, Ala.
Jan. 2, 2011	W	66-55	Tuscaloosa, Ala.
Feb. 17, 2011	L	51-59	Auburn
Jan. 5, 2012	W	65-55	Tuscaloosa, Ala.
Feb. 23, 2012	W	81-40	Auburn
Jan. 24, 2013	L	51-61	Tuscaloosa, Ala.
Feb. 17, 2013	W	70-53	Auburn
Jan. 16, 2014	W	61-39	Tuscaloosa, Ala.
Feb. 27, 2014	W	70-65 (2OT)	Auburn
Jan. 22, 2015	L	50-51	Tuscaloosa, Ala.
March 1, 2015	W	80-73	Auburn
Jan. 14, 2016	W	72-59	Auburn
Feb. 7, 2016	W	59-55	Tuscaloosa, Ala.
Jan. 29, 2017	W	66-55	Tuscaloosa, Ala.
Feb. 20, 2017	L	61-63 (OT)	Auburn
Jan. 28, 2018	W	69-60	Auburn
Feb. 18, 2018	L	60-70	Tuscaloosa, Ala.
Jan. 10, 2019	W	66-56	Tuscaloosa, Ala.
Feb. 17, 2019	W	77-38	Auburn

*SEC Tournament
 **First women's game in Beard-Eaves Coliseum

Auburn Women's Basketball Quick Hitters

- This is the 91st meeting between Auburn and Alabama in women's basketball, the second-most played series in the SEC
- Auburn leads the series 52-38, but Alabama is 3-1 when the teams meet in the SEC Tournament
- Auburn swept the two regular-season meetings between the teams, winning 66-56 in Tuscaloosa and 77-38 at home
- This is the first time Auburn has played Alabama three times in a season since 2001, which was also the last time the teams met in the SEC Tournament
- Auburn is one made 3-pointer away from tying the school record for single-season 3-point field goals (181 in 2016-17)
- Auburn has 21 regular-season wins for the first time since 2009
- Auburn is 37-37 all-time in the SEC Tournament and is appearing as a No. 6 seed for the sixth time
- With Auburn's road win at LSU on March 3, the Tigers set a new school record for road victories in conference play (6)
- Senior Janiah McKay was named to the All-SEC Second Team and SEC All-Defensive Team
- Freshman Robyn Benton earned a selection to the SEC All-Freshman Team
- The win over Missouri on Feb. 24 provided Auburn's 20th win of the season, securing the 22nd 20-win season in program history and the second under Terri Williams-Flournoy
- Auburn's win over #25 Missouri on Feb. 24 was Auburn's first over a ranked opponent since 2016, snapping a 21-game skid against top-25 foes
- Auburn leads the SEC and ranks 6th in the NCAA in steals per game (12.1)
- Auburn has forced 20 or more turnovers in 20 of 29 games this season
- The Tigers are averaging 23.1 points per game off opponent turnovers
- In a 77-38 win on Feb. 24, the Tigers held Alabama to the lowest output by an SEC opponent since holding Georgia to 26 points in 2015
- Auburn's 39-point win over Alabama on Feb. 17 was its third largest margin of victory in the 90-game history of the series
- Sophomore Unique Thompson has recorded 12 double-doubles in 29 games, she now has 19 in her career, tied for 7th-most in Auburn history
- Thompson is the third player in Auburn history with 500+ rebounds in her first two seasons
- Senior Janiah McKay became Auburn's 12th all-time player to reach the 1,500-point plateau; she is now 10th in scoring in Auburn history with 1,599 points after passing Angie Hannah (1,583) vs. South Carolina
- McKay is the first player in Auburn history with 1,500 points, 400 assists and 200 steals, and the first to be in the Auburn career top-10 in all three categories
- Junior Daisa Alexander averaged 14.9 points in SEC play to lead the Tigers
- Auburn rallied from a 13-point, fourth-quarter deficit to defeat Georgia 59-58 in overtime on Feb. 3; the Tigers forced 28 turnovers - one shy of a season high - and tied the Auburn record for steals against an SEC opponent with 21
- Auburn is 2-0 in overtime games this season and now 21-20 all-time
- Junior Crystal Primm had a career-high 7 steals vs. Mississippi State, tied for the most by an SEC player this season and the most in a conference game so far in 2019
- Primm also had a career-high 9 rebounds, along with the game-tying layup and game-winning free throws, in Au-

Moving On Up (Auburn Career Milestone Watch) . . .

- **Janiah McKay** is 10th in career points scored with 1,599; needs 2 to tie for 9th (Alli Smalley, 1,601) and 17 to tie for 8th (Mae Ola Bolton, 1,616)
- **Janiah McKay** is 9th in career assists with 438; needs 52 to tie for 7th (Chantel Tremiere, 490)
- **Janiah McKay** is 9th in career steals with 219; needs 4 to tie for 8th (Hasina Muhammad, 223)
- **Janiah McKay** is 3rd in career free throws made with 428; needs 10 to tie for 2nd (Carolyn Jones, 438)
- **Janiah McKay** is 7th in career free-throw percentage (.769)
- **Janiah McKay** is the first player in Auburn history with 1,500 points, 400 assists and 200 steals
- **Unique Thompson** is tied for 7th in career double-doubles with 19; needs 5 to tie for 6th (Monique Morehouse, 24)
- **Unique Thompson** is 27th in career rebounds with 523; needs 49 to tie for 25th (Tyrese Tanner & Conswella Sparrow, 572)
- **Daisa Alexander** is 10th in career 3-point FG made with 99; needs 4 to tie for 9th (Carolyn Jones, 103)

INDIVIDUAL CATEGORY LEADERS

Auburn	Alabama
Janiah McKay - 13.8	Points.....Cierra Johnson - 14.7
Unique Thompson - 10.2	ReboundsJasmine Walker - 7.6
Janiah McKay - 4.3	Assists.....Cierra Johnson - 3.1
Daisa Alexander - 2.3	Steals.....Shaquera Wade - 1.3
Unique Thompson - 0.7	Blocks.....Ariyah Copeland - 1.3
Janiah McKay - 31.4	Minutes Played.....Cierra Johnson - 33.1
Unique Thompson - .568	Field Goal Percentage.....Ariyah Copeland - .552
Robyn Benton - .388	3-Point Percentage.....Jasmine Walker - .358
Janiah McKay - .788	Free-Throw Percentage.....Cierra Johnson - .724

OPENING TIP

» Auburn opens its week at the 2019 SEC Tournament on Thursday night when the 6th-seeded Tigers face 11th-seeded Alabama. Game time is approximately 7:30 p.m. CT at Bon Secours Wellness Arena.
 » Auburn is 21-8 on the season and finished 9-7 in SEC play; the Tigers closed out the regular season with a 56-46 win at LSU on Sunday.
 » Alabama is 14-16 on the season and went 5-11 in league play; the Crimson Tide defeated Vanderbilt 74-57 in the tournament's opening round Wednesday afternoon.

LAST TIME OUT

» A low-scoring defensive struggle went Auburn's way on the final day of the regular season as the Tigers earned a 56-46 win at LSU Sunday afternoon.
 » The Tigers used a 20-7 second quarter to build a double-digit lead, extending that lead to as many as 16 points in the fourth.
 » Daisa Alexander led all scorers with 16 points on the day and Crystal Primm added 11 to lead the Auburn offense. Abigail Jackson added a season-high nine points, all in the first half, and Unique Thompson was one point shy of a double-double with nine points and 10 rebounds. Erica Sanders added a season-high four steals.
 » Auburn shot 35.7 percent from the field to LSU's 36.4 percent, but the Tigers took advantage of 24 LSU turnovers, converting those into 25 points. Auburn finished with 14 steals on the day.

UP NEXT

» With a win, Auburn would face No. 3 seed Texas A&M in the SEC Tournament quarterfinals on Friday, March 8, at approximately 7:30 p.m. CT. With a loss, Auburn would await its postseason destination; the NCAA Selection Show is Monday, March 18.

AUBURN IN THE SEC TOURNAMENT

» This is the 40th appearance in the SEC Tournament for Auburn. The Tigers are 37-37 all-time and own four SEC Tournament titles in 1981, 1987, 1990 and 1997.
 » This is coach Terri Williams-Flournoy's 7th appearance in the SEC Tournament as Auburn's head coach. The Tigers are 3-6 in the tournament under Coach Flo. She was an assistant at Georgia in 2001 when the Lady Bulldogs won the tournament title.
 » Auburn is the No. 6 seed for the sixth time. The Tigers are 4-7 all-time as the sixth seeded team.
 » Previous appearances as the No. 6 seed: 1983 (beat Kentucky, lost to Ole Miss, lost to Tennessee in consolation game); 1994 (beat LSU, lost to Florida); 2008 (beat Arkansas, lost to Vanderbilt); 2011 (lost to Mississippi State); 2014 (beat Ole Miss, lost to Texas A&M).

AN AUBURN WIN WOULD...

» Give Auburn its 22nd win of the season, which would be the most under Terri Williams-Flournoy.
 » Advance Auburn to the SEC Tournament quarterfinals for the first time since 2016.
 » Be Auburn's third win over Alabama this season.
 » Give Auburn its second all-time win over Alabama in the SEC Tournament.

AUBURN VS. ALABAMA

» This is the 91st meeting between Auburn and Alabama in women's basketball and the third this season. It is the second-most played women's basketball series in the SEC, behind only Ole Miss-Mississippi State.

» Auburn is 52-38 all-time against Alabama, but the Crimson Tide own a 5-3 advantage at neutral sites and a 3-1 edge in the SEC Tournament.
 » Auburn has won 7 of the last 9 and 10 of the last 13 meetings between the teams, dating back to 2013.
 » This is the fifth meeting between Auburn and Alabama in the SEC Tournament and the first since 2001.

LAST MEETING (Feb. 17, 2019 in Auburn): Auburn 77, Alabama 38

» Daisa Alexander scored 22 points for the second straight game, and the Auburn women's basketball team never trailed in a 77-38 win over Alabama at Auburn Arena.
 » The Tigers swept the regular-season series with Alabama for the third time in the last six years and posted the third-largest margin of victory in the 90-game history of the series with their in-state rivals.
 » Alexander's 22 led all scorers and equaled her output against the Crimson Tide the last time the teams met on Jan. 10 in Tuscaloosa. She also pulled down an SEC-best seven rebounds along with four assists and three steals. Jannah McKay, Robyn Benton and Brooke Moore all had 11 points on the day; McKay led the Tigers with six assists.
 » Auburn's defense held Alabama to its season-low scoring total and allowed the Crimson Tide to make just 10 shots on the day. The Tigers also out-rebounded Alabama 42-27, their largest rebounding margin in league play, and every player on Auburn's roster had at least one rebound in the game. Auburn also forced the Tide into 22 turnovers, converting those into 26 points.

SCOUTING ALABAMA

» Alabama is 14-16 overall and playing its second game in two days after defeating Vanderbilt on Wednesday in the SEC Tournament opening round.
 » Alabama averages 64.1 points per game while holding opponents to 65.1.
 » Cierra Johnson leads Alabama with 14.7 points/game, and Jasmine Walker is the top rebounder with 7.6/game.



SCOUTING AUBURN

» Auburn is 21-8 on the season and finished 9-7 in the SEC. It's the first 20-win regular season and first winning record in league play for Auburn since 2009, when the Tigers won the SEC title. Seven of the eight Auburn losses have come to teams that are currently or were at the time of the game ranked in the AP Top 25.
 » Auburn won six road games in SEC play, setting a new school record for road conference victories.
 » The Tigers average 72.9 points/game, fourth-best in the SEC. Auburn also forces an average of 20.8 opponent turnovers, which ranks second in the SEC and 20th nationally.
 » Senior point guard Jannah McKay averages a team-leading 13.8 points/game and has topped 20 points six times, including a season-high 23 at Missouri. She is also third in the SEC with 2.2 steals/game. McKay was named to the All-SEC Second Team and All-Defensive Team.
 » Junior Daisa Alexander is averaging 13.1 points/game (14.9 in SEC play) and was Auburn's leading scorer in eight SEC games (22 vs. Florida, Alabama [both times], Tennessee; 19 vs. Missouri; 18 vs. Mississippi State & Arkansas; 16 at LSU). She ranks second in the SEC in steals with 2.3/game.
 » Sophomore forward Unique Thompson can be a force under the basket and has been key to Auburn's success this year. She has 12 double-doubles this season and averages 12.3 points and 10.2 rebounds (4th in SEC). She has 19 career double-doubles, tied for 7th-most in

SEC Standings & Schedule

	<i>(thru games of Feb. 28)</i>					
	SEC Games			All Games		
	W	L	Pct.	W	L	Pct.
^Mississippi St.	14	1	.933	26	2	.929
South Carolina	13	2	.867	21	7	.750
Texas A&M	11	4	.733	22	6	.786
Kentucky	10	5	.667	23	6	.793
Missouri	9	6	.600	20	9	.690
Georgia	9	6	.600	18	10	.643
AUBURN	8	7	.533	20	8	.714
LSU	7	8	.467	16	11	.593
Arkansas	6	9	.400	17	12	.586
Tennessee	6	9	.400	17	11	.607
Alabama	5	10	.333	13	15	.464
Ole Miss	3	12	.200	9	20	.310
Florida	2	13	.133	6	22	.214
Vanderbilt	2	13	.133	7	21	.250
^SEC Champions						
Wednesday, March 6						
(12) Ole Miss vs. (13) Florida			10 a.m.	SECN		
(11) Alabama vs. (14) Vanderbilt			12:30 p.m.	SECN		
Thursday, March 7						
(8) Tennessee vs. (9) LSU			11 a.m.	SECN		
(5) Missouri vs. Game 1 winner			1:30 p.m.	SECN		
(7) Georgia vs. (10) Arkansas			5 p.m.	SECN		
(6) Auburn vs. Game 2 winner			7:30 p.m.	SECN		
Friday, March 8						
(1) Miss. St. vs. Game 3 winner			11 a.m.	SECN		
(4) Kentucky vs. Game 4 winner			1:30 p.m.	SECN		
(2) S. Carolina vs. Game 5 winner			5 p.m.	SECN		
(3) Texas A&M vs. Game 6 winner			7:30 p.m.	SECN		
Saturday, March 9						
Game 7 winner vs. Game 8 winner			4 p.m.	ESPNU		
Game 9 winner vs. Game 10 winner			6:30 p.m.	ESPNU		
Sunday, March 10						
Championship Game			1 p.m.	ESPN2		

Inside the Numbers

		
CATEGORY	AUBURN	ALABAMA
Points Per Game	72.9	63.7
Scoring Margin	+9.2	-1.7
Field Goal %	42.3%	39.0%
Opp. Field Goal %	41.3%	39.7%
3 pt Field Goal %	32.4%	30.2%
Opp. 3FG %	34.7%	31.5%
Rebounds	34.9	39.4
Opp. Rebounds	35.7	37.5
Rebound Margin	-0.8	+1.9
Turnovers	13.0	17.7
Opp. Turnovers	20.8	15.0
Steals	12.2	7.0
Opp. Steals	7.2	9.0
Blocks	2.4	3.0
Opp. Blocks	2.2	3.0

Associated Press Top 25

(Week 18: March 4)

Rk	Team	Record	Prev
1	Baylor (28)	27-1	1
2	Connecticut	27-2	2
3	Louisville	27-2	3
4	Notre Dame	27-3	4
5	Mississippi State	27-2	5
6	Oregon	27-3	6
7	Stanford	25-4	7
8	Maryland	26-3	8
9	NC State	25-4	10
10	Iowa	23-6	12
11	Oregon State	24-6	9
12	South Carolina	21-8	14
13	Kentucky	24-6	11
14	Gonzaga	27-3	16
15	Texas A&M	23-6	19
16	Miami	24-7	15
17	Marquette	24-6	13
18	Syracuse	22-7	17
19	Iowa State	22-7	20
20	Arizona State	19-9	21
21	Texas	12-8	18
22t	Florida State	22-7	22
22t	Drake	23-5	23
24	Rice	24-3	24
25	UCLA	19-11	25

Also receiving votes: South Dakota, South Dakota State, DePaul, Kansas State, BYU, Rutgers, Florida Gulf Coast, UCF, Missouri.

USA TODAY Coaches' Top 25

(Week 18: March 5)

Rk	Team	Record	Prev
1	Baylor (31)	28-1	1
2	Connecticut	28-2	2
3	Louisville	27-2	3
4	Notre Dame	27-3	4
5	Mississippi State	27-2	5
6	Oregon	27-3	6
7	Stanford	25-4	7
8	Maryland	26-3	9
9	Oregon State	24-6	8
10	Iowa	23-6	11
11	NC State	25-4	10
12	Gonzaga	27-3	14
13	South Carolina	21-8	15
14	Kentucky	24-6	13
15	Miami	24-7	15
16	Syracuse	22-7	17
17	Marquette	24-6	12
18	Texas A&M	23-6	18
19	Iowa State	23-7	22
20	Arizona State	19-9	20
21	Florida State	22-7	21
22	Texas	21-8	19
23	Drake	23-6	23
24	DePaul	23-7	24
25	South Dakota	26-4	25

Also receiving votes: Rice, UCLA, Missouri, Rutgers, Boise State, South Dakota State, Central Florida.

Auburn history and 5th among active SEC players.

» Redshirt junior Crystal Primm has given Auburn consistent minutes in her first season on The Plains, averaging 10.8 points and 3.7 rebounds. A transfer from Duke after the 2016-17 season, Primm scored a career-high 18 points against her former school's archrival, North Carolina, on Dec. 20. She also had a career-high 7 steals vs. Mississippi State, and she had a career-high 9 rebounds and made the game-tying and game-winning shots in an OT win over Georgia.

» The Tigers' incoming freshman class was ranked No. 13 by ESPN HoopGurlz and included two top-50 prospects in Robyn Benton (#17 overall; #6 guard) and Brooke Moore (#42 overall; #11 guard). Benton and Moore have both been named SEC Freshman of the Week this year, and Benton was named to the SEC All-Freshman Team. In addition, freshman Erin Howard has moved into the starting lineup in SEC play, replacing injured senior Emari Jones.

TURNING UP THE PRESSURE

» Auburn has forced at least 20 turnovers in 20 of 29 games this season. The Tigers are averaging 23.1 points off opponent turnovers.

» The Tigers are 6-0 this season and 50-8 under Coach Flo when forcing at least 25 turnovers.

» Auburn forced 28 turnovers, converting those into 22 points, in a 59-58 OT win over Georgia on Feb. 3. The Tigers' 21 steals in the game were tied for the most in Auburn history against an SEC opponent.

» The Tigers scored 38 points off 27 North Carolina turnovers in an 86-81 OT win on Dec. 20 in Myrtle Beach, the most points off turnovers since scoring 41 vs. George Mason on Dec. 23, 2015.

» Auburn forced a season-high of 29 turnovers against Samford on Dec. 16, turning those into 30 points. The Tigers then forced 23 turnovers by Coastal Carolina two days later, scoring another 30 points.

» As of March 1, Auburn ranks No. 6 in the nation in turnover margin (+7.6), No. 6 in steals per game (12.1) and No. 23 in turnovers forced (20.7).

» Last season, the Tigers forced at least 20 turnovers in 23 of 29 games, including 10 games with at least 25 opponent turnovers. Auburn was 8-2 last year when forcing at least 25 turnovers. Auburn ranked No. 2 in the nation in steals (13.2/game) and No. 3 in turnovers forced (22.9) for the 2017-18 season.

GAMES WITH 25+ OPPONENT TURNOVERS (2018-19)

TOs	Pts Off	Opponent	Date	Result
29	30	Samford	12/16/18	W 73-46
28	22	Georgia	2/3/19	W 59-58 (OT)
27	38	North Carolina	12/20/18	W 86-81 (OT)
26	27	UL-Lafayette	11/25/18	W 71-59
25	27	at Xavier (La.)	11/28/18	W 77-58
25	28	at Alabama	1/10/19	W 66-56

COMEBACK KIDS

» Auburn completed what is believed to be the biggest comeback in program history on Jan. 17 when the Tigers overcame a 20-point, third-quarter deficit to pull off a 72-70 win at Vanderbilt. Auburn trailed 49-29 with less than 8 minutes to play in the third quarter and outscored the Commodores 43-21 the rest of the way.

» The previous biggest comeback (with records dating to the mid-1990s) came Feb. 8, 1995, when Auburn overcame a 19-point deficit to earn a 66-64 win at Western Kentucky.

» Auburn also fought back from a 13-point deficit in the fourth quarter to earn a 59-58 OT win over Georgia on Feb. 3.

LARGEST DEFICITS OVERCOME - COACH FLO ERA

Deficit	Time	Opponent	Final Score	Date
20	3Q, 7:56	at Vanderbilt	72-70	1/17/19
17	1Q, 0:24	Tennessee	79-61	1/19/17
17	3Q, 5:27	at Vanderbilt	64-59	1/12/17
17	4Q, 9:49	Indiana	71-67	11/27/16
17	2Q, 3:51	Kentucky	66-61	1/3/16
17	2H, 17:35	Alabama	70-65 (2OT)	2/27/14
16	1Q, 3:19	Florida	84-55	12/31/17
16	1H, 0:19	at Tulane	70-65	11/28/13
15	1H, 7:10	Missouri	67-59	2/24/13

BALANCED SCORING RETURNS

» Auburn has four players averaging double-digit scoring. Janiah McKay, Unique Thompson, Daisa Alexander, and Crystal Primm - four of Auburn's starting five - all average at least 10 points per game.

» For the first time since 2008, Auburn had six players finish in double-figures in the Tigers' 97-48 win over Grambling on Nov. 6.

» Junior Janiah McKay and freshman Robyn Benton led the way with 16 points, followed by junior Crystal Primm (15), sophomore Unique Thompson (14), and junior Daisa Alexander and senior Emari Jones (13).

» The last time Auburn had at least six players score 10+ points, seven players did it against Sam Houston State on Dec. 5, 2008, when the Tigers set a school record with 119 points. That night, it was KeKe Carrier (19), DeWanna Bonner (18), Alli Smalley (16), Whitney Boddie (13), Reneisha Hobbs (13), Chantel Hilliard (13) and Sherell Hobbs (13).

» The Tigers have had at least five players score in double figures in five games this season.

MILESTONE FOR UNIQUE

» With her sixth rebound against Missouri on Feb. 24, sophomore Unique Thompson became the third Auburn player in history* to grab 500 rebounds in her first two seasons.

» Thompson now has 523 career rebounds and ranks 29th in Auburn history with several games still remaining in her sophomore season. With 296 rebounds this season, she owns the Auburn sophomore record and is 7th in Auburn single-season history.

AUBURN SINGLE-SEASON REBOUNDS - TOP 10

Rebs	Player	Season
401	Lauretta Freeman	1992-93
382	Marianne Merritt	1975-76
359	Becky Jackson	1980-81
311	DeWanna Bonner	2007-08
305	Lori Monroe	1979-80
300	Sharon Stewart	1987-88
296	Unique Thompson	2018-19
289	DeWanna Bonner	2008-09
284	Vickie Orr	1988-89
283	Becky Jackson	1982-83

REBOUNDS IN FIRST TWO SEASONS AT AUBURN*

Rebs	Player	Years
572	Becky Jackson	1980-82
563	Lori Monroe	1979-81
523	Unique Thompson	2017-19
495	C. C. Hayden	1989-91
485	Vickie Orr	1985-87

*Marianne Merritt had 382 rebounds as a freshman in 1975-76 and finished with 972 for her career, but statistical information is unavailable for the 1976-77 season

SEEING DOUBLE

» Auburn players have recorded 13 double-doubles this season with 12 coming from sophomore Unique Thompson.

» Thompson recorded back-to-back double-doubles at Arkansas (2/10) and Tennessee (2/14) with 13/12 at Arkansas and 12/13 at Tennessee. She then had another against South Carolina (11 pts/11 reb) in the Tigers' home finale on Feb. 28.

» Thompson had 12 first-quarter points en route to a 20-point, 12-rebound night in a 64-51 win over Ole Miss on Jan. 31 for her ninth double-double of the year.

» Thompson picked up her first SEC double-double of the year with 19 points and 12 rebounds against No. 10 Tennessee on Jan. 3. She added a second conference double-double with 16 points and 13 rebounds at Vanderbilt on Jan. 17.

» Thompson played a career-high 43 minutes and scored 21 points with 18 rebounds in an 86-81 OT win over North Carolina on Dec. 20.

» Thompson earned her fifth double-double with 14 points and 17 rebounds in a 95-79 win over Oklahoma on Dec. 2.

» Thompson had 16 points and 13 rebounds for her third straight double-double and fifth of the season vs. Louisiana-Lafayette (11/25). She has now had 3 straight double-doubles in back-to-back seasons.

» With her 19-point, 14-rebound effort at Iowa State, Thompson recorded her 10th career double-double. She had reached the milestone by halftime with 16 points and 10 rebounds in the opening 20 minutes; it was the second time in her career she had a double-double by halftime.

» Thompson's 19-point, 19-rebound double-double at New Mexico was her second of the season and marked a career-high in rebounding for the Auburn sophomore.

» Thompson picked up where she left off in 2017-18 with her eighth career double-double, notching 14 points and 13 rebounds in the season-opener against Grambling. And Janiah McKay earned the second of her career with 16 points and 10 assists.

» The last time two Auburn players had a double-double in the same game was Dec. 13, 2015, at Marquette, when Tra'Ce'e Tanner (13 pts/12 rebs) and Brandy Montgomery (24 pts/12 rebs) did so.

AUBURN SINGLE-SEASON DOUBLE-DOUBLES

D-Ds	Player	Year
26	Lauretta Freeman	1992-93
15	DeWanna Bonner	2007-08
14	Monique Morehouse	1995-96
13	C.C. Hayden	1991-92
	Vickie Orr	1988-89
12	Unique Thompson	2018-19
	DeWanna Bonner	2006-07
	Le'Coe Willingham	2003-04
	Sharon Stewart	1987-88
11	C.C. Hayden	1990-91
	Becky Jackson	1982-83

RAINTHREE COUNTY

» Auburn has broken the school record for single-game 3-pointers twice so far this year. The most recent setting of the record game Dec. 22 at Elon when Auburn made 14 3-pointers; 11 of those came from freshmen - 5 from Robyn Benton, 4 from Brooke Moore, 2 from Erin Howard. Daisa Alexander, Emari Jones and Janiah McKay had one apiece.

» 20 days earlier, Auburn set a new school record with 13 made 3-pointers in a 95-79 win over Oklahoma on Dec. 2. The Tigers got four apiece from Jones and Benton, three from Alexander and two from Moore.

» The previous record for a single game had been 12, set on Dec. 5, 2007, in a 99-47 win over Colgate. Since 2000, the Tigers have made at least 10 treys in a game 10 times; the most recent was an 82-75 win at Florida on New Year's Day in 2017 when Auburn hit 11 from long

range.

» Auburn's next made 3-point field goal will tie the program record for 3s in a season with 181. The Tigers are averaging 6.2 made 3-pointers per game this season with 180 makes through 28 games, which is tied for the second-most in a season in Auburn history. The program record for 3-pointers in a season is 181 (5.7/ game), set during the 2016-17 season.

GAMES WITH 10 OR MORE 3-POINTERS (Since 2000)

3FG	Opponent	Date	Result
14	at Elon	12/22/18	W 96-44
13	Oklahoma	12/2/18	W 95-79
12	Colgate	12/5/07	W 82-75
11	at Florida	1/1/17	W 82-75
11	Winthrop	12/16/15	W 76-33
10	UAB	11/13/15	W 85-71
10	vs. Maine	11/9/12	W 71-41
10	Alabama	2/23/12	W 81-40
10	Belmont	11/15/11	W 80-53
10	Marist	12/21/11	L 61-69
10	Iowa State	12/28/01	L 80-75 (OT)

OFFENSIVE EXPLOSION

» With 97 points in the season-opening win over Grambling, Auburn hit the 90-point plateau for the fourth time in the Coach Flo era and the first since scoring 92 on Nov. 17, 2014 - also against Grambling.

» Auburn's 95-point effort against Oklahoma on Dec. 2 gave the Tigers two 90-point games in the same season for the first time since the 2008-09 season, when Auburn topped the 90-point mark six times.

» The Tigers' 95 points against Oklahoma were the most scored by Auburn against a Power-5 conference opponent (SEC, ACC, Big Ten, Big 12, Pac-12) since 1990, when the Tigers beat Vanderbilt 96-93 in 2 OT.

» Auburn scored 96 points in a 52-point victory at Elon on Dec. 22. It marked Auburn's highest point total in a true road game since a 96-71 win at UAB on Dec. 14, 1999.

» The Tigers have scored at least 80 points in eight games this season; Auburn scored 80+ in six games combined over the previous two seasons.

» Under Coach Flo, Auburn is 6-0 when scoring at least 90 points and 31-1 when scoring at least 80 points.

WORKING OVERTIME

» Auburn played its first overtime game since 2017 on Dec. 20, defeating North Carolina 86-81 in the Carolinas Challenge in Myrtle Beach, S.C. It was Auburn's first OT win since defeating Arkansas 71-60 on Jan. 24, 2016.

» The Tigers rallied from a 13-point fourth-quarter deficit on Feb. 3 to force overtime at home vs. Georgia, then made free throws in the closing seconds to earn a 59-58 win. Auburn has now played multiple overtime games in the same season three of the last four years.

CROSS-COUNTRY TREK

» From Nov. 10-14 as part of the Preseason WNIT that featured road games at New Mexico and Iowa State, the Tigers traveled 3,741 miles and visited six states in five days:

--Auburn to Atlanta Airport: 100 miles

--Atlanta to Albuquerque: 1,271 miles

--Albuquerque to Phoenix: 330 miles

--Phoenix to Des Moines: 1,155 miles

--Des Moines to Ames (and back): 80 miles

--Des Moines to St. Louis: 237 miles

--St. Louis to Atlanta: 468 miles

--Atlanta to Auburn: 100 miles

» Auburn also made treks to New Orleans, Philadelphia, Myrtle Beach and Elon, N.C., as part of their non-conference schedule. The Tigers traveled a

Auburn in the SEC & NCAA Stats

(Thru games of 3/6/19)

Category	Value	SEC	NCAA
Scoring Offense	72.9	4th	55th
Scoring Defense	63.7	7th	159th
Scoring Margin	+9.2	5th	56th
Field Goal Pct.	.423	9th	84th
Field Goal Pct. Def.	.413	12th	245th
3-pt FG Pct.	.324	6th	126th
3-pt FG Pct. Def.	.347	14th	318th
Free Throw Pct.	.709	6th	132nd
Rebounds	34.9	12th	279th
Rebound Margin	-0.8	10th	213th
Off. Rebounds	13.5	6th	--
Def. Rebounds	21.4	14th	--
Assists	12.4	10th	219th
Assist/Turnover	1.0	6th	98th
Blocks	2.4	12th	264th
Turnover Margin	+7.8	2nd	6th
Turnovers Forced	20.8	2nd	20th
Steals	12.2	1st	5th

INDIVIDUALS (All Games)

Scoring

Janiah McKay	13.8	16th	--
Daisa Alexander	13.1	19th	--
Unique Thompson	12.3	25th	--

Rebounding

Unique Thompson	10.2	4th	34th
-----------------	------	-----	------

Assists

Janiah McKay	4.3	7th	117th
--------------	-----	-----	-------

Free Throw Pct.

Janiah McKay	.788	6th	139th
Crystal Primm	.720	11th	--

Steals

Daisa Alexander	2.3	2nd	62nd
Janiah McKay	2.2	3rd	74th
Crystal Primm	1.9	6th	145th
Unique Thompson	1.8	9th	212th

3-Point FG Made

Daisa Alexander	1.9	8th	204th
-----------------	-----	-----	-------

Assist/Turnover Ratio

Janiah McKay	1.9	6th	89th
--------------	-----	-----	------

Offensive Rebounds

Unique Thompson	4.2	2nd	9th
-----------------	-----	-----	-----

Defensive Rebounds

Unique Thompson	6.0	4th	--
-----------------	-----	-----	----

NCAA RPI Report (AU & Opponents)

(thru games of 3/4/19)

Rk	Team	Record	AU Result
8	Mississippi State	27-2	L
11	Iowa State	23-7	L
16	Texas A&M	23-6	L
17	South Carolina	21-8	L
21	Kentucky	24-6	L
28	Missouri	21-9	L/W
39	North Carolina	17-13	W
49	AUBURN	21-8	
52	New Mexico	23-5	W
62	Tennessee	18-11	L/L
73	LSU	16-12	W
93	Arkansas	17-13	W
105	Georgia	18-11	W
136	Oklahoma	8-20	W
153	Alabama	13-16	W/W
166	Nicholls State	18-10	W
174	Coastal Carolina	16-11	W
189	Vanderbilt	7-22	W
216	Elon	8-19	W
217	Grambling	13-15	W
219	Florida	7-22	W
221	Ole Miss	9-21	W
236	St. Joseph's	11-18	W
262	Alabama State	11-16	W
263	Louisiana-Lafayette	7-20	W
283	Samford	10-19	W

total of 7,427 miles during their non-conference season.

JONES OUT FOR SEASON

» Senior Emari Jones will miss the rest of the 2018-19 season after suffering a knee injury vs. Alabama State on Dec. 29. The Chicago, Ill., native was averaging 10.7 points and 4.8 rebounds and was Auburn's leading 3-point shooter before her injury.

AUBURN HONOR ROLL

» **Robyn Benton**
--SEC All-Freshman Team
--SEC Freshman of the Week (1/22)

» **Emari Jones**
--SEC Community Service Team

» **Janiah McKay**
--All-SEC Second Team
--SEC All-Defensive Team
--SEC Player of the Week (12/23)
--WNIT All-Tournament Team
--Preseason All-SEC Second Team

» **Brooke Moore**
--SEC Freshman of the Week (12/31)

» **Unique Thompson**
--SEC Player of the Week (2/5)
--Preseason All-SEC Second Team

ON THIS DATE

» Auburn is 2-6 all-time on March 7. The Tigers' last game on this date came in the 2014 SEC Tournament in Duluth, Ga., an 86-54 loss to Texas A&M. All of Auburn's games on this date have been in the SEC Tournament.

NEW FACES

» Auburn welcomes four newcomers to the roster for 2018-19, all freshmen. Joining the Tigers this season are Robyn Benton (G, 5-9, Conyers, Ga.); Brooke Moore (G, 5-7, McDonough, Ga.); Erin Howard (G/F, 6-1, Madison, Wis.); and Natalie Kelly (F, 6-3, Albany, La.).

» The Tigers' 2018-19 freshman class was rated the No. 13 signing class in the country by ESPN HoopGurlz.

» Redshirt junior G Crystal Primm (West Palm Beach, Fla.) is eligible this season after sitting out last year under NCAA transfer rules. She transferred to Auburn from Duke in the summer of 2017 and has two years of eligibility.

» Redshirt freshman Kiyae' White (Macungie, Pa.) will be in action this season after sitting out last year while rehabbing an injury.

WELCOME TO THE FAMILY

» Auburn signed five players to NLI's during the early signing period in November.

» The Tigers will welcome **Lauren Hansen** (5-8, G, Setauket, N.Y.); **Annie Hughes** (5-9, G, Pisgah, Ala.); **Maliya Perry** (6-0, G/F, Pickerington, Ohio); **Morgan Robinson-Nwagwu** (5-8, G, Norcross, Ga.); and **Sania Wells** (5-7, G, Hurley, Miss.) to The Plains beginning in the fall of 2019.

» Hansen, Perry and Robinson-Nwagwu were nominated for McDonald's All-American in January.

Record Book Updates (cont'd)

Auburn Career Field Goal Attempts

No.	Player	Years	FGA
1.	Marianne Merritt	1975-97	1,795
2.	Brandy Montgomery	2013-17	1,689
3.	DeWanna Bonner	2005-09	1,633
4.	Vickie Orr	1985-89	1,528
5.	Natasha Brackett	2001-05	1,514
6.	Alli Smalley	2007-11	1,452
7.	Janiah McKay	2015-present	1,435
	Becky Jackson	1980-84	1,435
9.	Angie Hannah	1979-82	1,396
10.	Mae Ole Bolton	1984-88	1,371

Auburn Career 3-Point Attempts

No.	Player	Years	3FGA
1.	Brandy Montgomery	2013-17	688
2.	Alli Smalley	2007-11	637
3.	Blanche Alverson	2009-13	618
4.	Natasha Brackett	2001-05	545
5.	Tiffany Krantz	1996-00	520
6.	Katie Frerking	2013-17	518
7.	Samantha Williams	1992-96	500
8.	Kristen Mulligan	1992-96	370
9.	Shana Askew	1997-01	332
10.	Janiah McKay	2015-present	289
--	Daisa Alexander	2016-present	280

Auburn Career 3-Point FG Made

No.	Player	Years	3FGM
1.	Alli Smalley	2007-11	219
2.	Blanche Alverson	2009-13	213
3.	Brandy Montgomery	2013-17	205
4.	Tiffany Krantz	1996-00	184
5.	Natasha Brackett	2001-05	171
6.	Samantha Williams	1992-96	161
7.	Kristen Mulligan	1992-96	149
8.	Katie Frerking	2013-17	147
9.	Carolyn Jones	1988-91	103
10.	Daisa Alexander	2016-present	98

Auburn Record Book Updates

Auburn Career Scoring

No.	Player	Years	Points
1.	DeWanna Bonner	2005-09	2,162
2.	Becky Jackson	1980-84	2,068
3.	Vickie Orr	1985-89	2,035
4.	Marianne Merritt	1975-79	1,979
5.	Carolyn Jones	1988-91	1,831
6.	Natasha Brackett	2001-05	1,716
7.	Brandy Montgomery	2013-17	1,644
8.	Mae Ola Bolton	1984-88	1,616
9.	Alli Smalley	2007-11	1,601
10.	Janiah McKay	2015-present	1,599
11.	Angie Hannah	1978-82	1,583
12.	Tyrese Tanner	2010-14	1,515
13.	Le'Co'e Willingham	1999-03	1,475
14.	Lori Monroe	1979-83	1,415
15.	Tasha Hamilton	1997-01	1,402
16.	Sherell Hobbs	2005-09	1,372
17.	Linda Godby	1986-90	1,365
18.	Tra'Ce'e Tanner	2012-16	1,327
19.	Debra Larkin	1981-85	1,310
20.	C.C. Hayden	1989-92	1,306
21.	Katie Frerking	2013-17	1,271
22.	Conswella Sparrow	1997-00	1,249
23.	Blanche Alverson	2009-13	1,244
24.	Brenda Hill	1981-85	1,222
25.	Monique Morehouse	1992-96	1,191
26.	Lauretta Freeman	1989-93	1,188
27.	Hasina Muhammad	2001-15	1,184
	Sharon Stewart	1984-88	1,184
29.	Ruthie Bolton	1985-89	1,176
30.	Tiffany Krantz	1996-00	1,136

Auburn Career Steals

No.	Player	Years	Steals
1.	Mae Ola Bolton	1985-88	282
2.	Kristen Mulligan	1993-96	253
3.	Ruthie Bolton	1986-89	246
4.	Debra Larkin	1982-85	242
5.	Helene Baroody	1984-87	240
6.	Katie Frerking	2013-17	234
7.	Sherell Hobbs	2005-09	231
8.	Hasina Muhammad	2011-15	223
9.	Janiah McKay	2015-present	219
10.	DeWanna Bonner	2005-09	208

Auburn Career Free Throws Made

No.	Player	Years	FTs
1.	DeWanna Bonner	2005-09	600
2.	Carolyn Jones	1988-91	438
3.	Janiah McKay	2015-present	428
4.	Tyrese Tanner	2010-14	376
5.	Conswella Sparrow	1997-00	346
	Le'Co'e Willingham	1999-04	346
7.	Becky Jackson	1980-84	340
	Vickie Orr	1985-89	307
9.	Marianne Merritt	1975-79	305
10.	Tasha Hamilton	1997-01	296

Auburn Career Double-Doubles

No.	Player	Years	D-Ds
1.	DeWanna Bonner	2005-09	40
2.	Lauretta Freeman	1989-93	38
3.	C.C. Hayden	1989-92	30
4.	Le'Co'e Willingham	1999-04	29
5.	Vickie Orr	1985-89	27
6.	Monique Morehouse	1992-96	24
7.	Unique Thompson	2017-present	19
	Becky Jackson	1980-84	19
9.	Conswella Sparrow	1997-00	15
10.	Tra'Ce'e Tanner	2012-16	14
11.	Tasha Hamilton	1997-01	13
	Sharon Stewart	1984-88	13
13.	Danielle Coleman	1992-94	12
	Marita Payne	2002-06	12
15.	Whitney Boddie	2005-09	11
	KeKe Carrier	2005-10	11
17.	Tia Miller	2001-04	8
	Tara Williams	1995-97	8
19.	Katie Frerking	2013-17	7
	Linda Godby	1986-90	7
	Laticia Morris	1995-97	7
	Mandisa Stevenson	2002-04	7
	Tyrese Tanner	2010-14	7
24.	Justine Agbatan	1995-98	6
	Brenda Hill	1982-83	6
	Kendall Mago	1988-92	6
	Samantha Williams	1991-96	6
28.	Ruthie Bolton	1985-89	5
	Jordan Greenleaf	2006-11	5

Auburn Career Assists

No.	Player	Years	Assists
1.	Whitney Boddie	2005-09	603
2.	Renae Halbrooks	1978-82	593
3.	Helene Baroody	1983-87	587
4.	Kristen Mulligan	1992-96	551
5.	Ruthie Bolton	1985-89	526
6.	Martha Monk	1979-81	525
7.	Chantel Tremittiere	1987-91	490
8.	Janiah McKay	2015-present	438
9.	Tiffany Krantz	1996-2000	414
10.	Debra Larkin	1981-85	386
11.	Samantha Williams	1991-96	323
12.	Nicole Louden	2001-05	311
13.	Katie Frerking	2013-17	307
14.	Alli Smalley	2007-11	303
15.	Morgan Toles	2009-11	267
16.	Najat Ouadad	2011-13	259
17.	Cindy Sagrera	1981-84	254
18.	Mae Ola Bolton	1984-88	252
19.	Nitasha Brown	2002-06	236
20.	DeWanna Bonner	2005-09	226
21.	Tasha Hamilton	1997-2001	219
22.	Angie Hannah	1978-82	214
23.	Lynn Stevenson	1987-91	212
24.	LaRita Spencer	1999-2001	209
25.	Terryland Robinson	1989-93	207
	Diann McNeil	1984-88	202
27.	Justine Agbatan	1995-98	201
28.	Nancy Derrick	2000-04	200
	Sherell Hobbs	2005-09	200
30.	Tamela McCorvey	2006-08	189

Auburn Career Free Throw Attempts

No.	Player	Years	FTA
1.	DeWanna Bonner	2005-09	755
2.	Janiah McKay	2015-present	557
3.	Carolyn Jones	1988-91	541
4.	Tyrese Tanner	2010-14	536
5.	Becky Jackson	1980-84	520
6.	Conswella Sparrow	1997-00	491
7.	Marianne Merritt	1975-79	488
8.	Le'Co'e Willingham	1999-04	487
9.	Lori Monroe	1979-83	453
10.	Tasha Hamilton	1997-01	441

Auburn Career Free-Throw Pct. (min 150 att.)

No.	Player	Years	Pct. (FT-FTA)
1.	Carolyn Jones	1988-91	.810 (438-541)
2.	Kristen Mulligan	1992-96	.796 (191-240)
3.	DeWanna Bonner	2005-09	.795 (600-777)
4.	Laticia Morris	1995-97	.787 (233-296)
5.	Whitney Boddie	2005-09	.777 (219-282)
6.	Linda Godby	1986-90	.774 (185-239)
7.	Janiah McKay	2015-present	.768 (428-557)
8.	Brenda Hill	1982-83	.76752 (208-271)
9.	Helene Baroody	1983-87	.76732 (155-202)
10.	Patrena Scruggs	1987-89	.749 (128-171)

Auburn Career Rebounding

No.	Player	Years	Rebounds
1.	Becky Jackson	1980-84	1,118
2.	DeWanna Bonner	2005-09	1,047
3.	Lori Monroe	1979-83	1,015
4.	Vickie Orr	1985-89	1,006
5.	Lauretta Freeman	1989-93	976
6.	Marianne Merritt	1975-79	972
7.	Le'Co'e Willingham	1999-03	927
8.	Monique Morehouse	1992-96	792
9.	Jordan Greenleaf	2006-11	761
	Charlene Thomas	1984-87	761
11.	Tra'Ce'e Tanner	2012-16	758
12.	Sharon Stewart	1984-88	757
13.	C.C. Hayden	1989-92	749
	Kendall Mago	1988-92	749
15.	Tasha Hamilton	1997-01	663
16.	Mae Ola Bolton	1984-88	653
17.	Marita Payne	2002-06	630
18.	Katie Frerking	2013-17	627
19.	Sherell Hobbs	2005-09	612
20.	Brenda Hill	1982-85	604
21.	Blanche Alverson	2009-13	602
22.	KeKe Carrier	2005-10	600
23.	Angie Hannah	1978-82	588
24.	Linda Godby	1986-90	580
25.	Tyrese Tanner	2010-14	572
	Conswella Sparrow	1997-00	572
27.	Unique Thompson	2017-present	523
28.	Diann McNeil	1984-88	498
29.	Samantha Williams	1991-96	495
	Hasina Muhammad	2011-15	494

Auburn SEC Tournament History

Appearances
40
All-Time Record
37-37 (.500)
Best Finish
Champions - 1981, 1987, 1990, 1997

1980 - Knoxville, Tenn. (No. 5 seed)
defeated LSU.....70-64
lost to Tennessee.....61-72
lost to Kentucky (consolation).....59-88

1981 - Baton Rouge, La. (No. 2 seed)
CHAMPIONS
defeated LSU.....73-71(OT)
defeated Kentucky.....70-66
defeated Alabama.....61-50

1982 - Lexington, Ky. (No. 2 seed)
lost to Georgia.....65-66

1983 - Knoxville, Tenn. (No. 6 seed)
defeated Kentucky.....85-70
lost to Mississippi.....62-72
lost to Tennessee (consolation).....75-83

1984 - Athens, Ga. (No. 5 seed)
defeated Florida.....75-65
lost to Georgia.....72-102

1985 - Oxford, Miss. (No. 4 seed)
defeated Florida.....83-64
defeated Georgia.....80-65
lost to Tennessee.....60-63

1986 - Athens, Ga. (No. 1 seed)
lost to Vanderbilt.....79-89

1987 - Albany, Ga. (No. 1 seed)
CHAMPIONS
defeated Alabama.....89-61
defeated Tennessee.....102-96
defeated Georgia.....83-57

1988 - Albany, Ga. (No. 1 seed)
defeated Miss. State.....69-48
defeated Mississippi.....69-60
lost to Tennessee.....70-73

1989 - Albany, Ga. (No. 1 seed)
defeated Florida.....72-61
defeated LSU.....75-65
lost to Tennessee.....51-66

1990 - Albany, Ga. (No. 2 seed)
CHAMPIONS
defeated LSU.....91-65
defeated Mississippi.....72-71(OT)
defeated Tennessee.....78-77

1991 - Albany, Ga. (No. 2 seed)
defeated Mississippi.....76-50
lost to Tennessee.....62-70

1992 - Albany, Ga. (No. 7 seed)
defeated Florida.....70-58
lost to Mississippi.....52-58

1993 - Chattanooga, Tenn. (No. 2 seed)
lost to Mississippi.....55-69

1994 - Chattanooga, Tenn. (No. 6 seed)
defeated LSU.....76-73
lost to Florida.....67-72

1995 - Chattanooga, Tenn. (No. 8 seed)
lost to Kentucky.....51-75

1996 - Chattanooga, Tenn. (No. 5 seed)
defeated Kentucky.....58-43
lost to Alabama.....59-65

1997 - Chattanooga, Tenn. (No. 9 seed)
CHAMPIONS
defeated Mississippi.....72-64
defeated Georgia.....75-47
defeated Tennessee.....61-59
defeated Florida.....52-47

1998 - Columbus, Ga. (No. 10 seed)
lost to Arkansas.....43-59

1999 - Chattanooga, Tenn. (No. 4 seed)
lost to Alabama.....72-76

2000 - Chattanooga, Tenn. (No. 4 seed)
lost to Mississippi State.....56-66

2001 - Memphis, Tenn. (No. 9 seed)
lost to Alabama.....55-59

2002 - Nashville, Tenn. (No. 11 seed)
defeated Florida.....70-57
lost to Vanderbilt.....39-55

2003 - North Little Rock, Ark. (No. 8 seed)
defeated Kentucky.....68-62
lost to Tennessee.....51-66

2004 - Nashville, Tenn. (No. 3 seed)
lost to Vanderbilt.....74-76

2005 - Greenville, S.C. (No. 8 seed)
defeated Kentucky.....62-57
lost to Tennessee.....54-64

2006 - North Little Rock, Ark. (No. 10 seed)
defeated South Carolina.....64-48
lost to Tennessee.....45-77

2007 - Duluth, Ga. (No. 9 seed)
lost to South Carolina.....63-65

2008 - Nashville, Tenn. (No. 6 seed)
defeated Arkansas.....73-51
lost to Vanderbilt.....44-49

2009 - North Little Rock, Ark. (No. 1 seed)
defeated Ole Miss.....71-65
defeated Tennessee.....78-58
lost to Vanderbilt.....54-61

2010 - Duluth, Ga. (No. 10 seed)
defeated Florida.....74-61
lost to Kentucky.....54-65

2011 - Nashville, Tenn. (No. 6 seed)
lost to Mississippi State.....47-49

2012 - Nashville, Tenn. (No. 9 seed)
lost to Florida.....60-70

2013 - Duluth, Ga. (No. 10 seed)
lost to LSU.....62-65

2014 - Duluth, Ga. (No. 6 seed)
defeated Ole Miss.....70-54
lost to Texas A&M.....54-86

2015 - North Little Rock, Ark. (No. 13 seed)
defeated Florida.....71-49
lost to Texas A&M.....49-59

2016 - Jacksonville, Fla. (No. 9 seed)
defeated Missouri.....47-45
lost to South Carolina.....48-57

2017 - Greenville, S.C. (No. 9 seed)
lost to Georgia.....52-56

2018 - Nashville, Tenn. (No. 10 seed)
lost to Tennessee.....61-64

2019 - Greenville, S.C. (No. 6 seed)
TBD

SEC Tournament Record vs. Schools

School	W-L	Pct.
Missouri	1-0	1.000
LSU	5-1	.833
Florida	8-2	.800
Ole Miss	6-3	.667
Kentucky	5-3	.625
Georgia	3-3	.500
Arkansas	1-1	.500
Alabama	2-3	.400
Mississippi State	1-2	.333
South Carolina	1-2	.333
Tennessee	4-10	.286
Vanderbilt	0-5	.000
Texas A&M	0-2	.000
Total	37-36	.507

SEC Tournament Record (By tournament site)

City	State	W-L	Pct.
N. Little Rock	Ark.	4-3	.571
Jacksonville	Fla.	1-1	.500
Albany	Ga.	12-4	.750
Athens	Ga.	1-2	.333
Columbus	Ga.	0-1	.000
Duluth	Ga.	2-4	.333
Lexington	Ky.	0-1	.000
Baton Rouge	La.	3-0	1.000
Oxford	Miss.	2-1	.667
Greenville	S.C.	1-2	.333
Chattanooga	Tenn.	6-6	.500
Knoxville	Tenn.	2-4	.333
Memphis	Tenn.	0-1	.000
Nashville	Tenn.	2-6	.250

Auburn SEC Tournament Records

TEAM RECORDS

Points

	<i>Points</i>	<i>Date</i>	<i>Opponent</i>
1.	102	Mar. 6, 1987	Tennessee
2.	91	Mar. 3, 1990	LSU
3.	89	Mar. 5, 1987	Alabama

1st Half Points

	<i>Points</i>	<i>Date</i>	<i>Opponent</i>
1.	49	Mar. 6, 1987	Tennessee
2.	46	Mar. 5, 1987	Alabama
	46	Feb. 28, 1985	Florida

2nd Half Points

	<i>Points</i>	<i>Date</i>	<i>Opponent</i>
1.	53	Mar. 6, 1987	Tennessee
2.	52	Mar. 7, 2009	Tennessee
3.	49	Mar. 3, 1990	LSU
	49	Mar. 5, 1989	LSU
	49	Mar. 3, 1983	Kentucky

Field Goal Attempts

	<i>FGA</i>	<i>Date</i>	<i>Opponent</i>
1.	77	Mar. 1, 1986	Vanderbilt
2.	75	Mar. 4, 1994	LSU
	75	Mar. 7, 1988	Tennessee*

Field Goals Made

	<i>FGM</i>	<i>Date</i>	<i>Opponent</i>
1.	39	Mar. 6, 1987	Tennessee
	39	Mar. 5, 1987	Alabama
3.	35	Mar. 3, 1990	LSU
	35	Mar. 1, 1990	Vanderbilt
	35	Feb. 28, 1985	Florida

Field Goal Percentage

	<i>FG%</i>	<i>FGM</i>	<i>FGA</i>	<i>Date</i>	<i>Opponent</i>
1.	60.94	39	64	Mar. 6, 1987	Tennessee
2.	57.35	39	68	Mar. 5, 1987	Alabama
3.	54.72	29	53	Mar. 7, 1987	Georgia*
	54.72	29	53	Feb. 26, 1982	Georgia

3-Point Field Goal Attempts

	<i>3FGA</i>	<i>Date</i>	<i>Opponent</i>
1.	22	Mar. 2, 2017	Georgia
2.	20	Mar. 5, 1994	Florida
3.	19	Mar. 6, 1993	Ole Miss

3-Point Field Goals Made

	<i>3FGM</i>	<i>Date</i>	<i>Opponent</i>
1.	8	Mar. 4, 2010	Florida
2.	6	Mar. 3, 1997	Florida*
	6	Mar. 1, 1997	Georgia

3-point Field Goal Percentage

	<i>3FG%</i>	<i>FGM</i>	<i>FGA</i>	<i>Date</i>	<i>Opponent</i>
1.	66.67	6	9	Mar. 1, 1997	Georgia
	66.67	2	3	Feb. 28, 1997	Ole Miss
3.	57.14	8	14	Mar. 4, 2010	Florida

Free Throw Attempts

	<i>FTA</i>	<i>Date</i>	<i>Opponent</i>
1.	40	Mar. 6, 1987	Tennessee
2.	34	Mar. 5, 1989	LSU
3.	33	Mar. 7, 1987	Georgia*

Free Throws Made

	<i>FTM</i>	<i>Date</i>	<i>Opponent</i>
1.	26	Mar. 5, 1989	LSU
2.	25	Mar. 7, 1987	Georgia*
3.	24	Mar. 6, 1987	Tennessee

Free Throw Percentage

	<i>FT%</i>	<i>FGM</i>	<i>FGA</i>	<i>Date</i>	<i>Opponent</i>
1.	100.00	5	5	Mar. 7, 1992	Ole Miss
2.	93.33	14	15	Mar. 3, 2005	Kentucky
3.	88.89	8	9	Mar. 8, 2009	Vanderbilt*

Rebounds

	<i>Reb</i>	<i>Date</i>	<i>Opponent</i>
1.	52	Mar. 4, 1994	LSU
2.	50	Mar. 5, 1989	LSU
3.	49	Mar. 6, 2014	Ole Miss
	49	Feb. 1, 1982	Alabama

Assists

	<i>Assists</i>	<i>Date</i>	<i>Opponent</i>
1.	21	Mar. 5, 1988	Miss. State
2.	20	Mar. 4, 1990	Ole Miss
	20	Feb. 7, 1980	LSU

Blocks

	<i>Blocks</i>	<i>Date</i>	<i>Opponent</i>
1.	12	Feb. 1, 1981	Alabama*
2.	9	Mar. 4, 2005	Tennessee
3.	8	Mar. 6, 2014	Ole Miss
	8	Mar. 3, 2005	Kentucky

Steals

	<i>Steals</i>	<i>Date</i>	<i>Opponent</i>
1.	17	Mar. 2, 1984	Florida
2.	16	Mar. 7, 1987	Georgia*
3.	15	Mar. 1, 2018	Tennessee
	15	Mar. 2, 1991	Ole Miss
	15	Mar. 1, 1986	Vanderbilt
	15	Jan. 29, 1981	LSU

INDIVIDUAL RECORDS

Points

	<i>Points</i>	<i>Date</i>	<i>Individual/Opponent</i>
1.	32	Mar. 6, 2009	DeWanna Bonner vs. Ole Miss
	32	Mar. 7, 1987	Vickie Orr vs. Georgia
3.	29	Mar. 4, 2010	Alli Smalley vs. Florida

Rebounds

	<i>Rebounds</i>	<i>Date</i>	<i>Individual/Opponent</i>
1.	16	Mar. 5, 1989	Vickie Orr vs. LSU
2.	15	Mar. 3, 1985	Brenda Hill vs. Georgia
	15	Jan. 31, 1981	Becky Jackson vs. Kentucky

Assists

	<i>Assists</i>	<i>Date</i>	<i>Individual/Opponent</i>
1.	12	Mar. 7, 1987	Helene Baroody vs. Georgia
2.	10	Mar. 6, 2009	Whitney Boddie vs. Ole Miss
	10	Mar. 4, 1990	Chantel Tremittiere vs. Ole Miss
	10	Mar. 6, 1987	Helene Baroody vs. Tennessee

Steals

	<i>Steals</i>	<i>Date</i>	<i>Individual/Opponent</i>
1.	6	Mar. 1, 2018	Daisa Alexander vs. Tennessee
	6	Mar. 5, 1994	Kristen Mulligan vs. Florida
	6	Mar. 2, 1984	Cindy Sagrera vs. Florida

Blocks

	<i>Blocks</i>	<i>Date</i>	<i>Individual/Opponent</i>
1.	7	Mar. 4, 2005	Marita Payne vs. Tennessee
	7	Feb. 1, 1981	Lori Monroe vs. Alabama
3.	5	Mar. 6, 2014	Hasina Muhammad vs. Ole Miss
	5	Mar. 1, 2008	KeKe Carrier vs. South Carolina

Auburn Individual & Team Records

Single Game

Points	41, Conswella Sparrow vs. South Alabama (Feb. 17, 1998)
Field Goals	17, Becky Jackson vs. UAB (1982-83)
Field Goal Attempts	34, Marianne Merritt vs. West Georgia (1975-76)
FG Percentage	1.000 (12-12), Laticia Morris vs. S. Alabama (Jan. 14, 1997)
3PT Field Goals	8, Tiffany Krantz vs. Troy State (Nov. 21, 1997)
3PT Field Goal Attempts	16, Brandy Montgomery at Marquette (Dec. 13, 2015)
3PT FG Pct.	1.000 (7-7), Tiffany Krantz vs. Vanderbilt (Jan. 29, 1997)
Free Throws	14, DeWanna Bonner vs. Tennessee (Jan. 25, 2009)
Free Throw Attempts	17, Becky Jackson vs. Iona (Dec. 13, 1980)
FT Percentage	1.000 (11-11), Conswella Sparrow vs. Georgia (Jan. 17, 1998)
	1.000 (11-11), Lori Nero vs. Missouri State (Mar. 17, 2000)
	1.000 (11-11), Sherell Hobbs vs. Stephen F. Austin (Jan. 3, 2009)
	1.000 (11-11), Janiah McKay vs. Texas A&M (Jan. 7, 2018)
Rebounds	26, Marianne Merritt vs. Montevallo (1975-76)
Assists	18, Martha Monk vs. Alabama State (1980-81)
Blocks	13, Marita Payne vs. Arkansas (Feb. 3, 2005)
Steals	10, Kristen Mulligan vs. NE Illinois (Dec. 18, 1992)
	10, Ruthie Bolton vs. Long Beach St. (April 1, 1988)
	10, Mae Ola Bolton vs. Kentucky (Feb. 3, 1987)

Season

Points	716, DeWanna Bonner (2008-09)
Scoring Average	21.9, Marianne Merritt (1975-76)
Field Goals	259, Tara Williams (1996-97)
	259, Angie Hannah (1980-81)
Field Goal Attempts	544, Tara Williams (1996-97)
Field Goal Percentage	.663 (222-335), Becky Jackson (1982-83)
3PT Field Goals	70, Tiffany Krantz (1996-97)
3PT Field Goal Attempts	197, Brandy Montgomery (2016-17)
3PT FG Percentage	.429 (48-112), Kristen Mulligan (1994-95)
Free Throws	218, DeWanna Bonner (2008-09)
Free Throw Attempts	258, DeWanna Bonner (2008-09)
Free Throw Percentage	.862 (25-59), Beth Bryant (1982-83)
Rebounds	401, Laretta Freeman (1992-93)
Rebounding Average	15.3, Marianne Merritt (1975-76)
Assists	294, Martha Monk (1980-81)
Assists Average	8.9, Martha Monk (1980-81)
Blocks	141, Marita Payne (2004-05)
Steals	114, Marianne Merritt (1975-76)
Double-Doubles	26, Laretta Freeman (1992-93)

Career

Points	2,162, DeWanna Bonner (2005-09)
Scoring Average	20.4, Marianne Merritt (1975-79)
Field Goals	864, Becky Jackson (1980-84)
	864, Vickie Orr (1985-89)
Field Goal Attempts	1,795, Marianne Merritt (1975-79)
Field Goal Percentage	.602, Becky Jackson (1980-1984)
3PT Field Goals	219, Alli Smalley (2007-11)
3PT Field Goal Attempts	688, Brandy Montgomery (2013-17)
3PT Field Goal Percentage	.415, Carolyn Jones (1988-91)
Free Throws	600, DeWanna Bonner (2005-09)
Free Throw Attempts	755, DeWanna Bonner (2005-09)
Free Throw Percentage	.810, Carolyn Jones (1988-91)
Rebounds	1,118, Becky Jackson (1980-84)
Rebounding Average	10.0, Marianne Merritt (1975-79)
Assists	603, Whitney Boddie (2005-09)
Assists Average	8.3, Martha Monk (1979-81)
Blocks	377, Marita Payne (2002-06)
Steals	282, Mae Ola Bolton (1985-88)
Double-Doubles	40, DeWanna Bonner (2005-09)

Triple-Doubles

Only three players ever at Auburn, male or female, have recorded a triple-double in a game, with two coming from the women's team: Marita Payne and Whitney Boddie. Payne recorded the first ever on Feb. 3, 2005 with 15 points, 12 rebounds and 13 blocks against Arkansas. Boddie followed up with one on Dec. 5, 2008 with 24 points, 11 rebounds and 12 assists against Sam Houston State.

Single Game

Points	119 vs. Sam Houston State (Dec. 5, 2008)
First Half Points	63 vs. Florida Southern (Jan. 17, 1987)
Second Half Points	64 vs. Jacksonville State (Jan. 19, 1999)
Points in a Quarter	32 (4Q) vs. Indiana (Nov. 27, 2016)
	32 (4Q) vs. Oklahoma (Dec. 2, 2018)
Field Goals	51 vs. Alabama State (Dec. 2, 1986)
Field Goal Attempts	97 vs. Georgia State (Dec. 5, 1987)
Field Goal Percentage	.672 (38-58) vs. North Carolina (Dec. 18, 1982)
3PT Field Goals	14 at Elon (Dec. 22, 2018)
3PT Field Goal Attempts	33 vs. Iowa State (Dec. 28, 2001)
3PT FG Percentage	.833 (5-6) vs. Charleston Southern (Nov. 23, 2001)
	.833 (5-6) at LSU (Feb. 1, 2009)
Free Throws	38 vs. Tuskegee (1976-77)
Free Throw Attempts	54 vs. Tuskegee (1976-77)
Free Throw Percentage	1.000 (16-16) vs. Texas A&M (Jan. 8, 2018)
Rebounds	79 vs. Eastern Kentucky (Nov. 25, 1989)
	79 vs. Alabama-Huntsville (Jan. 5, 1980)
Assists	38 vs. Georgia State (Dec. 5, 1987)
Blocks	17 vs. Alabama A&M (Nov. 19, 2009)
	17 vs. South Alabama (Feb. 23, 1994)
	17 vs. Lamar (Dec. 1, 1993)
Steals	24 vs. Tennessee State (Dec. 5, 2001)
	24 vs. East Carolina (Dec. 5, 2015)
Opponent Turnovers	45 vs. Puerto Rico-Mayaguez (Dec. 17, 2000)
Fewest Points	25 vs. Mercer (1971-72)
Fewest First Half Points	12 vs. Hampton (Dec. 30, 2014)
Fewest Second Half Points	10 vs. Mercer (1971-72)
Fewest Rebounds	17 vs. Vanderbilt (Feb. 4, 2016)
Fewest Assists	3 vs. Tennessee (Jan. 10, 2002)
Fewest Field Goals	12 vs. Vanderbilt (Dec. 18, 1994)
	12 vs. South Carolina (Feb. 16, 2006)
Fewest Field Goal Attempts	39 at Duke (Nov. 27, 2005)
Fewest Free Throws	0 vs. Georgia (Feb. 12, 1983)
Fewest Free Throw Attempts	4 vs. Northwestern (Dec. 12, 1990)
	4 vs. South Alabama (Feb. 20, 1991)
	4 at Kentucky (Feb. 3, 2011)
	4 at Kentucky (Jan. 17, 2016)
	4 vs. Texas A&M (Feb. 5, 2017)
	4 at Tennessee (Jan. 4, 2018)
Fewest Fouls	6 vs. Alabama State (Feb. 20, 1991)
Fewest Turnovers	5 at Alabama (Feb. 26, 2004)
	5 vs. Florida (Dec. 31, 2017)

Season

Points	2,945 in 1987-88
Scoring Average	87.1 in 1986-87
Field Goals	1,238 in 1987-88
Field Goal Attempts	2,468 in 1987-88
Field Goal Percentage	.524 (1,201-2,292) in 1986-87
3PT Field Goals	181 in 2016-17
3PT Field Goal Attempts	639 in 2016-17
3PT Field Goal Percentage	.406 (26-64) in 1987-88
Free Throws	572 in 1989-90
Free Throw Attempts	838 in 1989-90
Free Throw Percentage	.749 (519-693) in 1990-91
Rebounds	1,652 in 1987-88
Rebounding Average	47.2 in 1987-88
Rebounding Margin	+15.7 in 1987-88
Assists	674 in 1987-88
Blocks	207 in 2005-06
Steals	402 in 2012-13
Turnovers Forced	709 in 2016-17
Wins	32 in 1987-88/1988-89
Consecutive Wins	28 in 1988-89
Consecutive Home Wins	68 from 1986-91
Losses	18 in 1977-78/1978-79/2014-15

TIGERS' RECORD WHEN...

	2018-19	Under Coach Flo
At Home.....	9-5	70-34
On the Road.....	10-3	35-52
At a Neutral Site.....	2-0	18-13
When wearing white.....	8-5	69-28
When wearing orange.....	2-0	7-10
When wearing blue.....	9-3	41-57
When wearing pink.....	2-0	6-4
Leading at the half.....	17-3	97-21
Trailing at the half.....	4-4	26-72
Tied at the half.....	0-1	0-6
Scores 100+ points.....	0-0	0-0
Scores 90-99 points.....	3-0	6-0
Scores 80-89 points.....	5-0	25-1
Scores 70-79 points.....	7-0	36-6
Scores 60-69 points.....	3-7	37-25
Scores fewer than 60 points.....	3-1	17-67
Holds opponent to 41-50 points.....	5-0	31-3
Holds opponent to 31-40 points.....	1-0	7-0
Holds opponent to under 30 points.....	0-0	2-0
Force 25 or more turnovers.....	5-0	49-8
Shoots 50% FG or better.....	4-0	31-2
Shoots 40-49% FG.....	11-5	63-26
Shoots 39.9% or under FG.....	6-3	28-72
Holds opponent under 30% FG.....	3-0	25-2
Shoots higher FG% than opponent.....	14-1	98-21
Shoots lower FG% than opponent.....	7-7	25-73
Shoots same FG% as opponent.....	0-0	0-3
Shoots higher FT% than opponent.....	10-3	52-36
Shoots lower FT% than opponent.....	10-5	69-63
Shoots same FT% as opponent.....	1-0	1-1
Out-rebounds opponent.....	13-1	76-26
Out-rebounded by opponent.....	6-7	41-72
Tied in rebounds.....	2-0	5-2
Versus ranked opponent.....	1-6	5-47
In overtime.....	2-0	5-4
Games decided by 3 points or less.....	4-2	11-15
Games decided by 4-5 points.....	2-0	12-13
Games decided by 6-10 points.....	4-4	29-28
Games decided by 11-20 points.....	5-1	34-27
Games decided by 21-30 points.....	2-1	23-10
Games decided by 30+ points.....	4-0	14-6
On Television/Digital.....	18-6	62-67
In November.....	5-1	31-13
In December.....	7-0	38-8
In January.....	4-4	17-37
In February.....	4-3	23-29
In March.....	1-0	12-11

2018-19 Auburn Superlatives...

First Half

Most points scored in the first quarter.....	30, at St. Joseph's (12/6/18)
Most points scored in the second quarter.....	27, vs. Oklahoma (12/2/18)
Most points scored in the first half.....	51, at Elon (12/22/18)
Fewest points scored in the first half.....	19, vs. Georgia (2/3/19)
Fewest points allowed in the first half.....	12, vs. Alabama (2/17/19)
Most points allowed in the first half.....	43, at Missouri (1/27/19)
Best FG % in the first half.....	.575, at Elon (12/22/18)
Worst FG % in the first half.....	.285, at Ole Miss (1/31/19)
Best FG % by an opponent in the first half.....	.600, at Vanderbilt (1/17/19)
Worst FG % by an opponent in the first half.....	.150, vs. Alabama (2/17/19)
Most rebounds in the first half.....	29, at New Mexico (11/11/18)
Fewest rebounds in the first half.....	10, at Missouri (1/27/19) & vs. South Carolina (2/28/19)
Most rebounds by an opponent in the first half.....	24, vs. South Carolina (2/28/19)
Fewest rebounds by an opponent in the first half.....	10, vs. Nicholls State (11/9/18)

Second Half

Most points scored in the third quarter.....	27, vs. Nicholls State (11/9/18)
Most points scored in the fourth quarter.....	32, vs. Oklahoma (12/2/18)
Most points scored in an overtime period.....	17, vs. North Carolina (12/20/18)
Most points scored in the second half.....	53, vs. Grambling (11/6/18)
Fewest points scored in the second half.....	25, at LSU (3/3/19)
Fewest points allowed in the second half.....	25, at Elon (12/22/18), at Florida (1/6/19), at LSU (3/3/19)
Most points allowed in the second half.....	49, vs. Oklahoma (12/2/18)
Best FG % in the second half.....	.704, at Elon (12/22/18)
Worst FG % in the second half.....	.294, vs. Georgia (2/3/19)
Best FG % by an opponent in the second half.....	.625, at Vanderbilt (1/17/19)
Worst FG % by an opponent in the second half.....	.259, at LSU (3/3/19)
Most rebounds in the second half.....	25, vs. Grambling (11/6/18)
Fewest rebounds in the second half.....	10, vs. Tennessee (1/3/19) & at Vanderbilt (1/17/19)
Most rebounds by an opponent in the second half.....	26, vs. Mississippi State (1/14/19)
Fewest rebounds by an opponent in the second half.....	9, at Elon (12/22/18)

Game

Most points scored.....	97, vs. Grambling (11/6/18)
Fewest points scored.....	56, at LSU (3/3/19)
Most points allowed.....	85, vs. Mississippi State (1/14/19)
Fewest points allowed.....	38, vs. Alabama (2/17/19)
Best FG %.....	.633, at Elon (12/22/18)
Worst FG %.....	.303, vs. Georgia (2/3/19)
Best FG % by an opponent.....	.610, at Vanderbilt (1/17/19)
Worst FG % by an opponent.....	.233, vs. Alabama (2/17/19)
Most rebounds.....	53, vs. Grambling (11/6/18)
Fewest rebounds.....	24, vs. Mississippi State (1/14/19)
Most rebounds by an opponent.....	45, at Tennessee (2/14/19)
Fewest rebounds by an opponent.....	21, at Elon (12/22/18)

Miscellaneous

Highest-scoring quarter.....	32, 4Q vs. Oklahoma (12/2/18)
Lowest-scoring quarter.....	2, 1Q at Missouri (1/27/19)
Highest-scoring opponent quarter.....	28, 4Q vs. South Carolina (2/28/19)
Lowest-scoring opponent quarter.....	5, 2Q vs. Grambling (11/6/18), 1Q vs. Alabama State (12/29/18), 1Q vs. Alabama (2/17/19)
Largest margin in a single quarter.....	+21 (27-6), 2Q vs. Oklahoma (12/2/18)
Largest margin of victory.....	52, at Elon (12/22/18)
Smallest margin of victory.....	1, vs. Georgia (2/3/19)
Largest margin of defeat.....	26, vs. Mississippi State (1/14/19)
Smallest margin of defeat.....	2, vs. Texas A&M (1/24/19)
Largest halftime lead.....	32, at Elon (12/22/18)
Smallest halftime lead.....	3, at New Mexico (11/11/18) & at Ole Miss (1/31/19)
Times tied at halftime.....	1 - 35-35 vs. Tennessee (1/3/19)
Largest halftime deficit.....	20, at Missouri (1/27/19)
Smallest halftime deficit.....	1, vs. Coastal Carolina (12/18/18)
Largest rebounding margin.....	+27, vs. Grambling (11/6/18)
Smallest rebounding margin.....	+1, vs. Louisiana-Lafayette (11/25/18); at XULA (11/28/18); vs. Georgia (2/3/19)
Last time tied in rebounding.....	30-30, at St. Joseph's (12/6/18)
Largest rebounding deficit.....	-19, vs. Mississippi State (1/14/19)
Smallest rebounding deficit.....	-2, vs. Samford (12/16/18)
Largest deficit overcome to win game.....	20, at Vanderbilt (1/17/19)
Largest lead lost.....	15, at Iowa State (11/13/18)

MISCELLANEOUS STATISTICS

Double-Doubles	Season	Career
Unique Thompson	12	19
Janiah McKay	1	2

30+ Point Games	Season	Career

20+ Point Games	Season	Career
Janiah McKay	6	23
Daisa Alexander	5	11
Unique Thompson	3	6
Brooke Moore	1	1

10+ Rebound Games	Season	Career
Unique Thompson	15	26

10+ Assist Games	Season	Career
Janiah McKay	1	2

5+ Steal Games	Season	Career
Crystal Primm	3	3
Janiah McKay	1	6
Daisa Alexander	1	2
Erica Sanders	0	1

5+ Block Games	Season	Career
Unique Thompson	0	1

GAMES LED AUBURN IN...

Scoring	Season	Career
Janiah McKay	11	39
Daisa Alexander	10	17
Unique Thompson	8	13
Robyn Benton	1	1
Emari Jones	1	1
Brooke Moore	1	1
Crystal Primm	1	1

Rebounding	Season	Career
Unique Thompson	25	44
Daisa Alexander	2	4
Crystal Primm	2	2
Erin Howard	1	1
Emari Jones	0	3
Abigail Jackson	0	2
Janiah McKay	0	2
Erica Sanders	0	2

Assists	Season	Career
Janiah McKay	15	72
Daisa Alexander	5	6
Erica Sanders	3	8
Unique Thompson	2	4
Emari Jones	1	2
Erin Howard	1	1
Crystal Primm	1	1

(includes games where lead was shared)

2018-19 DOUBLE-DOUBLES

- Unique Thompson vs. Grambling (14 pts, 13 reb)
- Janiah McKay vs. Grambling (16 pts, 10 ast)
- Unique Thompson at New Mexico (19 pts, 19 reb)
- Unique Thompson at Iowa State (19 pts, 14 reb)
- Unique Thompson vs. UL-Lafayette (16 pts, 13 reb)
- Unique Thompson vs. Oklahoma (14 pts, 17 reb)
- Unique Thompson vs. North Carolina (21 pts, 18 reb)
- Unique Thompson vs. Tennessee (19 pts, 12 reb)
- Unique Thompson at Vanderbilt (16 pts, 13 reb)
- Unique Thompson at Ole Miss (20 pts, 12 reb)
- Unique Thompson at Arkansas (13 pts, 12 reb)
- Unique Thompson at Tennessee (12 pts, 13 reb)
- Unique Thompson vs. South Carolina (11 pts, 11 reb)

Last Time an Auburn Team...

- Scored 90 points Auburn 96, Elon 44, in Elon, N.C. (Dec. 22, 2018)
- Scored 100 points Auburn 119, Sam Houston State 54, in Auburn, Ala. (Dec. 5, 2008)
- Scored 100 points in an SEC game Auburn 102, Tennessee 96, SEC Tournament in Albany, Ga. (Mar. 6, 1987)
- Scored 100 at home Auburn 119, Sam Houston State 54, in Auburn, Ala. (Dec. 5, 2008)
- Scored 80 points and lost Virginia Tech 92, Auburn 87 [OT] in Auburn, Ala. (Dec. 18, 2016)
- Scored 90 points and lost Kentucky 91, Auburn 90 [2OT], in Auburn, Ala. (Feb. 2, 1986)
- Scored 100 points and lost Never
- Scored 110+ points Auburn 119, Sam Houston State 54, in Auburn, Ala. (Dec. 5, 2008)
- Scored 50-59 points in a half 51 - 1st half at Elon in Elon, N.C. (Dec. 22, 2018)
- Scored 60 or more points in a half 62 (2nd half) - vs. Drake in New Orleans, La. (Dec. 21, 2016)
- Scored 30 or more points in a quarter 30 (1st quarter) - at St. Joseph's in Philadelphia, Pa. (Dec. 6, 2018)
- Scored 50 points or less in a game 48 - at Kentucky in Lexington, Ky. (Feb. 1, 2018)
- Scored 50 points or less and won Auburn 47, Missouri 45 [SEC] in Jacksonville, Fla. (March 3, 2016)
- Scored 40 points or less in a game Georgia 63, Auburn 30, in Athens, Ga. (Jan. 28, 2016)
- Scored less than 10 points in a quarter 8 points (1st quarter) vs. South Carolina in Auburn, Ala. (Feb. 28, 2019)
- Scored less than 20 points in a 1st half 19 points vs. Georgia in Auburn, Ala. (Feb. 3, 2019)
- Scored less than 20 points in a 2nd half 18 points vs. Missouri [SEC] in Jacksonville, Fla. (March 3, 2016)
- Had 35+ rebound margin 36 - (52-16) vs. Alabama A&M in Normal, Ala. (Nov. 19, 2013)
- Had 25+ rebound margin 33 - (53-26) vs. Grambling State in Auburn, Ala. (Nov. 6, 2018)
- Had 20+ rebound margin 33 - (53-26) vs. Grambling State in Auburn, Ala. (Nov. 6, 2018)
- Attempted 30 free throws 36 - vs. Alabama State in Auburn, Ala. (Dec. 29, 2018)
- Attempted 35 free throws 36 - vs. Alabama State in Auburn, Ala. (Dec. 29, 2018)
- Attempted 40 free throws 41 - vs. Alabama State in Auburn, Ala. (Nov. 15, 2006)
- Attempted 5 free throws or less 5 - at Tennessee in Knoxville, Tenn. (Feb. 14, 2019)
- Did not attempt a free throw Never
- Made 20 free throws 22 - vs. Kentucky (22-29) in Auburn, Ala. (Feb. 7, 2019)
- Made 25 free throws 29 - vs. Alabama State (29-36) in Auburn, Ala. (Dec. 29, 2018)
- Made 30 free throws 31 - vs. Northwestern State (31-43) (Dec. 30, 2003)
- Had 25 assists 25 - vs. Ole Miss in Auburn, Ala. (Jan. 8, 2017)
- Had 25 turnovers 25 - at Kentucky in Lexington, Ky. (Feb. 1, 2018)
- Had 10 turnovers or less 10 - at LSU in Baton Rouge, La. (March 3, 2019)
- Had 25+ steals Never
- Had 20-24 steals 21 - vs. Georgia in Auburn, Ala. (Feb. 3, 2019)
- Had 15-19 steals 15 - vs. Mississippi State in Auburn, Ala. (Jan. 14, 2019)
- Had 10-14 blocks 10 - vs. Louisiana Tech in Auburn, Ala. (Nov. 19, 2017)
- Had 15+ blocks 15 - at Florida International in Miami, Fla. (Dec. 29, 2014)
- Won an overtime game Auburn 59, Georgia 58 [1OT] in Auburn, Ala. (Feb. 3, 2019)
- Lost an overtime game Alabama 63, Auburn 61 [1OT] in Auburn, Ala. (Feb. 20, 2017)
- Played a double overtime game Auburn 70, Alabama 65 [2OT] in Auburn, Ala. (Feb. 27, 2014)
- Played three or more overtimes Never
- Shot 70% for a half 70.4% (19-of-27), 2nd half at Elon in Elon, N.C. (Dec. 22, 2018)
- Shot 60% for a game 63.3% (38-of-60) at Elon in Elon, N.C. (Dec. 22, 2018)
- Shot less than 30% for a game 27.6% (21-of-76) vs. Missouri in Auburn, Ala. (Feb. 15, 2018)
- Shot 90-99.9% from the free throw line (minimum 10 attempts) 92.3% (12-of-13) vs. Nicholls State in Auburn, Ala. (Nov. 9, 2018)
- Shot 100% from the free throw line (minimum 10 attempts) 100% (16-of-16) vs. Texas A&M in Auburn, Ala. (Jan. 7, 2018)
- Shot 50% on 3-pointers (minimum 5 attempts) 50.0% (6-of-12) at Missouri in Columbia, Mo. (Jan. 27, 2019)
- Shot 20-30% in a half 30.0% (9-of-30), 1st half vs. South Carolina in Auburn, Ala. (Feb. 3, 2019)
- Shot less than 20% in a half 18.4% (7-of-38), 1st half vs. Missouri in Auburn, Ala. (Feb. 15, 2018)
- Shot 55% or better and lost 58.1% (25-of-43) vs. Tennessee (Jan. 20, 2005)
- Made at least 10 3-point field goals 10-of-35 vs. Alabama State in Auburn, Ala. (Dec. 29, 2018)
- Failed to make a 3-point field goal 0-of-5 vs. Southern in Auburn, Ala. (Dec. 9, 2017)
- Had 60+ rebounds 61 - vs. Stephen F. Austin in Auburn, Ala. (Dec. 17, 2007)
- Had 50-59 rebounds 53 - vs. Grambling State in Auburn, Ala. (Nov. 6, 2018)
- Defeated a Top-25 opponent Auburn 58, #25 Missouri 54, in Auburn, Ala. (Feb. 24, 2019)
- Defeated a Top-10 opponent Auburn 66, #7 Kentucky 61, in Auburn, Ala. (Jan. 3, 2016)
- Defeated a Top-25 opponent on the road Auburn 68, #16 Vanderbilt 62, in Nashville, Tenn. (Feb. 13, 2014)

Last Time an Auburn Player...

- Scored 25 points 25 - Janiah McKay at Mississippi State in Starkville, Miss. (Feb. 22, 2018)
- Scored 30 points 32 - Katie Frerking at Texas A&M in College Station, Texas (Feb. 5, 2017)
- Scored 35 points 35 - DeWanna Bonner vs. Tennessee in Auburn, Ala. (Jan. 25, 2009)
- Scored 40 points 41 - Conswella Sparrow vs. South Alabama (Feb. 17, 1998)
- Had 15+ rebounds 18 - Unique Thompson vs. North Carolina in Myrtle Beach, S.C. (Dec. 20, 2018)
- Had 20 rebounds 20 - Monique Morehouse at LSU (Feb. 4, 1995)
- Had 10 assists 10 - Janiah McKay vs. Grambling State (Nov. 6, 2018)
- Had 15 assists 18 - Martha Monk vs. Alabama State (Feb. 18, 1981)
- Had 5 blocks 6 - Unique Thompson vs. Louisiana Tech in Auburn, Ala. (Nov. 19, 2017)
- Had 7 blocks 7 - Jassany Williams vs. Duke (Nov. 18, 2011)
- Had 10 blocks 13 - Marita Payne vs. Arkansas (Feb. 3, 2005)
- Had 5 steals 6 - Crystal Primm vs. Kentucky in Auburn, Ala. (Feb. 7, 2019)
- Had 8 steals 8 - Brandy Montgomery vs. East Carolina in Auburn, Ala. (Dec. 5, 2015)
- Had 10 steals 10 - Kristen Mulligan vs. Northeast Illinois in Auburn, Ala. (Dec. 18, 1992)
- Made 10 field goals 10 - Unique Thompson [10-18] vs. North Carolina in Myrtle Beach, S.C. (Dec. 20, 2018)
- Made 15 field goals 15 - Conswella Sparrow (15-16) vs. South Alabama (Feb. 17, 1998)
- Attempted 20 field goals 20 - Daisa Alexander vs. South Carolina in Auburn, Ala. (Feb. 28, 2019)
- Attempted 25 field goals 28 - Brandy Montgomery (8-28) at Marquette in Milwaukee, Wis. (Dec. 13, 2015)
- Made 5 three-point field goals 5 - Brooke Moore vs. Alabama State in Auburn, Ala. (Dec. 29, 2018)
- Made 8 three-point field goals 8 - Tiffany Krantz vs. Troy State in Auburn, Ala. (Nov. 21, 1997)
- Attempted 10 three-point field goals 10 - Daisa Alexander at Tennessee in Knoxville, Tenn. (Feb. 14, 2019)
- Attempted 15 three-point field goals 16 - Brandy Montgomery at Marquette in Milwaukee, Wis. (Dec. 13, 2015)
- Made 10 free throws 11 - Janiah McKay vs. South Carolina in Auburn, Ala. (Feb. 28, 2019)
- Made 15 free throws Never
- Shot 100% at the free throw line (min. 10 attempts) 11-11 - Janiah McKay vs. Texas A&M in Auburn, Ala. (Jan. 7, 2018)
- Had a double-double Unique Thompson (11 pts/11 reb) vs. South Carolina in Auburn, Ala. (Feb. 28, 2019)

SEC PRESEASON POLL (Media Vote)**Order of Finish**

- Mississippi State
- South Carolina
- Tennessee
- Georgia
- Missouri
- Texas A&M
- Kentucky
- Auburn
- LSU
- Alabama
- Arkansas
- Florida
- Vanderbilt
- Ole Miss

Player of the Year

Teaira McCowan, Mississippi State

All-SEC Team

Caliya Robinson, Georgia
Anriel Howard, Mississippi State
Teaira McCowan, Mississippi State
Sophie Cunningham, Missouri
Alexis Jennings, South Carolina
Rennia Davis, Tennessee
Chennedy Carter, Texas A&M

SEC PRESEASON POLL (Coaches' Vote)**Order of Finish**

- Mississippi State
- South Carolina
- Georgia
- Tennessee
- Missouri
- Texas A&M
- Kentucky
- Auburn
- LSU
- Alabama
- Arkansas
- Florida
- Vanderbilt
- Ole Miss

Player of the Year

Teaira McCowan, Mississippi State

All-SEC First Team

Caliya Robinson, Georgia
Maci Morris, Kentucky
Anriel Howard, Mississippi State
Teaira McCowan, Mississippi State
Sophie Cunningham, Missouri
Tyasha Harris, South Carolina
Rennia Davis, Tennessee
Chennedy Carter, Texas A&M

All-SEC Second Team

Malica Monk, Arkansas
Janiah McKay, Auburn
Unique Thompson, Auburn
Taylor Murray, Kentucky
Ayana Mitchell, LSU
Shandricka Sessom, Ole Miss
Amber Smith, Missouri
Alexis Jennings, South Carolina
Evina Westbrook, Tennessee

Had 2 consecutive double-doubles Unique Thompson: 13/12 at Arkansas, 13/12 at Tennessee (Feb. 10-14, 2019)
Had 3 consecutive double-doubles Unique Thompson: 19/19 at UNM; 19/14 at Iowa St., 16/13 vs. ULL (Nov. 11-25, 2018)
Had 4 consecutive double-doubles DeWanna Bonner: vs. SC, at OM, at UGA, vs. Vandy (Feb. 17-28, 2008)
Had 5 consecutive double-doubles Le'Coë Willingham: vs. ALA, at ARK, vs. MSU, at UT, at UK (Jan. 22-Feb. 5, 2004)
Had a double-double at halftime Unique Thompson (16 pts/10 rebs) at Iowa State in Ames, Iowa (Nov. 13, 2018)
Two players had a double-double Unique Thompson (14 p/13 r) & Janiah McKay (16 p/10 a) vs. Grambling State (Nov. 6, 2018)
Recorded a double-double with points and assists Janiah McKay (16 pts/10 assists) vs. Grambling State (Nov. 6, 2018)
Scored 20 points & had 20 rebounds Lauretta Freeman (30 pts/21 rebs.) vs. Alabama, (Feb. 17, 1993)
Had a triple-double Whitney Boddie (24 pts./11 rebs./12 asst.) vs. Sam Houston State (Dec. 5, 2008)
Two players scored 20 points Janiah McKay (21) and Unique Thompson (21) vs. North Carolina in Myrtle Beach, S.C. (Dec. 20, 2018)
Two players scored 30 points Laticia Morris (33 points) & Tara Williams (30 points) vs. South Alabama (Jan. 14, 1997)
Had 2 straight 25-point games Janiah McKay: 27 at South Carolina, 26 vs. Arkansas (Jan. 11-14, 2018)
Had 3 straight 25-point games Janiah McKay: 25 pts vs. Texas A&M, 27 pts at South Carolina, 26 pts vs. Arkansas (Jan. 7-14, 2018)
Zero players scored in double figures at Georgia in Athens, Ga. (Jan. 28, 2016)
Only one player scored in double figures Daisa Alexander (22) at Georgia in Athens, Ga. (Jan. 21, 2018)
Five players scored in double figures Thompson (19), Primm (16), Alexander (13), Howard (11), McKay (10) vs. Tennessee (Jan. 3, 2019)
Six players scored in double figures McKay/Benton (16), Primm (15), Thompson (14), Alexander/Jones (13) vs. Grambling (Nov. 6, 2018)
Seven players scored in double figures Carrier (19 pts.), Bonner (18 pts.), Smalley (16 pts.), Boddie (13 pts.) R. Hobbs (13 pts.), Hilliard (13 pts.) & S. Hobbs (10 pts.) vs. Sam Houston State (Dec. 5, 2008)
Two players had 10 rebounds Unique Thompson (13) and Emari Jones (10) vs. Louisiana-Lafayette in Auburn, Ala. (Nov. 25, 2018)
Three players had 10 rebounds Jordan Greenleaf (12 rebs.), DeWanna Bonner (12 rebs.) & Whitney Boddie (10 rebs.) vs. Oakland (Nov. 21, 2007)
Played every minute Jordan Greenleaf (40 mins.) vs. Florida in Duluth, Ga. [SEC] (Mar. 4, 2010)
Played 40 or more minutes in OT game Unique Thompson (43 mins.) vs. Georgia in Auburn, Ala. (Feb. 3, 2019)
Attempted a slam dunk Hasina Muhammad vs. St. John's in Auburn, Ala. (Dec. 6, 2013)
Made a shot from half-court or beyond Brooke Moore (2nd quarter) vs. Alabama State in Auburn, Ala. (Dec. 29, 2018)

Last Time an Auburn Opponent...

Shot less than 30% in a game (SEC) Alabama - 23.3% (10-of-43) in Auburn, Ala. (Feb. 17, 2019)
Shot less than 30% in a game (Non-conf) Alabama State - 29.8% (14-of-47) in Auburn, Ala. (Dec. 29, 2018)
Shot 60% in a game Vanderbilt - 61.0% in Nashville, Tenn. (Jan. 17, 2019)
Scored 90 points Virginia Tech 92, Auburn 87 [OT] in Auburn, Ala. (Dec. 18, 2016)
Scored 100 points Georgia 102, Auburn 72 in Athens, Ga. (Mar. 3, 1984)
Scored 100 points at Auburn Tuskegee 105, Auburn 98 (2OT) (Feb. 12, 1979)
Scored 100 points and Lost Never
Had 25+ rebound margin Never
Had a 20+ rebound margin 20 - Alabama (56-36) in Auburn, Ala. (Feb. 20, 2017)
Scored less than 10 points in a quarter 7/9 - LSU (2nd/3rd quarters) in Baton Rouge, La. (March 3, 2019)
Scored less than 10 points in all four quarters Winthrop (9-8-8-8) in Auburn, Ala. (Dec. 16, 2015)
Scored 30 or more points in a quarter 30 - South Carolina (1st quarter) in Columbia, S.C. (Jan. 11, 2018)
Scored less than 10 points in a half 8 - Jacksonville (1st half) in Auburn, Ala. (Dec. 28, 2016)
Scored less than 20 points in a 1st half 12 - Alabama in Auburn, Ala. (Feb. 17, 2019)
Scored less than 20 points in a 2nd half 19 - Florida in Auburn, Ala. (Dec. 31, 2017)
Had 50 rebounds 56 - Alabama in Auburn, Ala. (Feb. 20, 2017)
Had 25 assists 25 - Florida International in Miami, Fla. (Dec. 19, 1993)
Had 25-29 turnovers 28 - Georgia in Auburn, Ala. (Feb. 3, 2019)
Had 30-34 turnovers 30 - XULA in Auburn, Ala. (Dec. 28, 2017)
Had 35+ turnovers 35 - ULM in Auburn, Ala. (Nov. 27, 2017)
Had 15 steals 15 - East Carolina in Auburn, Ala. (Dec. 5, 2015)
Had 10 blocks 11 - at Baylor [NCAA] in Waco, Texas (March 20, 2016)
Failed to make a 3-point field goal LSU (0-6) in Baton Rouge, La. (Feb. 1, 2016)
Attempted 35 free throws 35 - Florida in Gainesville, Fla. (Feb. 28, 2016)
Made 30 free throws 30 - Arkansas (Jan. 22, 1995)
Made 10 three-point field goals 11 - Kentucky (11-20) in Auburn, Ala. (Feb. 7, 2019)
Made 15 three-point field goals 18 - Missouri in Columbia, Mo. (Jan. 6, 2013)
Scored 41-50 points in a game 46 - LSU in Baton Rouge, La. (March 3, 2019)
Scored 31-40 points in a game 38 - Alabama in Auburn, Ala. (Feb. 17, 2019)
Scored 30 points or less 26 - Georgia in Athens, Ga. (Feb. 22, 2015)
Scored 25 points or less 25 - Puerto Rico Mayaguez (Dec. 17, 2000)

Last Time an Opposing Player...

Scored 30+ points (non-conference) 30 - Nina Davis of Baylor [NCAA] in Waco, Texas (March 20, 2016)
Scored 30+ points (SEC) 41 - Chelsea Dungee of Arkansas in Fayetteville, Ark. (Feb. 10, 2019)
Scored 35+ points 41 - Chelsea Dungee of Arkansas in Fayetteville, Ark. (Feb. 10, 2019)
Attempted 25 field goals 27 - Jantel Lavender (9-27) of Ohio State (Nov. 23, 2008)
Scored 20 points & had 20 rebounds Young of Baylor in the WNIT Championship Game, (20 pts./25 rebs.) (Apr. 4, 2003)
Two players scored 20 points Meme Jackson (27) and Rennia Davis (23) of Tennessee in Auburn, Ala. (Jan. 3, 2019)
Three players scored 20 points by LSU in Baton Rouge, Chatman (22 pts), Johnson (21 pts) & Lowery (20 pts) (Jan. 12, 1991)
Five players scored in double figures Lorenzen (10), Needles (11), Lewis (10), Williams (11), Copeland (12) of Florida (Jan. 4, 2015)
Six players scored in double figures Williams (10), Lewis (13), Bonds (18), Peoples (10), Miller (12), Svete (12) of Florida (Jan. 26, 2014)
Recorded a double-double Alexis Jennings (10 pts/15 reb) of South Carolina in Auburn, Ala. (Feb. 28, 2019)
Recorded a double-double with points and assists Tyasha Harris (12 pts/11 ast) of South Carolina in Columbia, S.C. (Jan. 11, 2018)
Recorded a triple-double Ceira Ricketts (14 pts./13 rebs./12 asst.) of Arkansas (Jan. 18, 2009)
Two players recorded a double-double C. Green (16 pts/11 reb) & Davis (15 pts/10 reb) of Tennessee in Knoxville, Tenn. (Feb. 14, 2019)
Committed 10+ turnovers 12 - Amber Dixon of Louisiana Tech in Auburn, Ala. (Nov. 19, 2017)
Had 15-19 rebounds 15 - by N'dea Jones of Texas A&M in Auburn, Ala. (Jan. 24, 2019)
Had 20+ rebounds 21 - Ayana Mitchell of LSU in Baton Rouge, La. (March 3, 2019)
Had 10 assists 10 - Tyasha Harris of South Carolina in Auburn, Ala. (Feb. 28, 2019)
Had 15 assists 16 - Cindy McMahan of Alabama-Huntsville (Nov. 24, 1980)
Had 5 blocks 5 - Ashley Knight of Alabama in Tuscaloosa, Ala. (Feb. 18, 2018)
Had 10 blocks Never
Had 5 steals 6 - Taylor Murray of Kentucky in Auburn, Ala. (Feb. 7, 2019)
Made 15 field goals 15 - Charmique Holdscraw (15-21) of Tennessee (Feb. 1, 1998)
Made 10 3-point field goals 11 - Morgan Eye (11-18) of Missouri in Columbia, Mo. (Jan. 6, 2013)

2018-19 Auburn Individual Highs...**First Half**

Points..... 16, Unique Thompson at Iowa State (11/13/18)
 Field Goals Made..... 6, 4x; last, Unique Thompson at Vanderbilt (1/17/19)
 Field Goal Attempts..... 11, Daisa Alexander at Tennessee (2/14/19)
 3-Point Field Goals Made 3, 5x; last, Daisa Alexander at Tennessee (2/14/19)
 3-Point Field Goal Attempts 8, Emari Jones vs. Coastal Carolina (12/18/18)
 Free Throws Made 6, Janiah McKay at New Mexico (11/11/18)
 Free Throws Attempted 8, Janiah McKay at New Mexico (11/11/18)
 Rebounds 11, 2x; last, Unique Thompson vs. Oklahoma (12/2/18)
 Assists 5, 2x; last, Janiah McKay vs. Nicholls State (11/9/18)
 Blocked Shots..... 2, 4x; last, Erin Howard at Arkansas (2/10/19)
 Steals 4, Crystal Primm vs. Mississippi State (1/14/19)

Second Half

Points..... 17, Brooke Moore vs. Alabama State (12/29/18)
 Field Goals Made..... 6, 3x; last, Daisa Alexander at Florida (1/6/19)
 Field Goal Attempts..... 11, 3x; last, Daisa Alexander at Tennessee (2/14/19)
 3-Point Field Goals Made 3, 4x; last, Brooke Moore vs. Mississippi State (1/14/19)
 3-Point Field Goal Attempts 8, Brooke Moore vs. Alabama State (12/29/18)
 Free Throws Made 9, Janiah McKay at St. Joseph's (12/6/18)
 Free Throws Attempted 10, 2x; last, Crystal Primm vs. Coastal Carolina (12/18/18)
 Rebounds 11, Unique Thompson vs. UL-Lafayette (11/25/18)
 Assists 6, Janiah McKay vs. South Carolina (2/28/19)
 Blocked Shots..... 2, 5x; last, Howard/Jackson vs. Alabama State (12/29/18)
 Steals 5, Crystal Primm vs. Nicholls State (11/9/18)

Game

Points..... 23, 2x; last, Janiah McKay at Missouri (1/27/19)
 Field Goals Made..... 10, Unique Thompson vs. North Carolina (12/20/18)
 Field Goal Attempts..... 22, Daisa Alexander at Tennessee (2/14/19)
 3-Point Field Goals Made 5, 2x; last, Brooke Moore vs. Alabama State (12/29/18)
 3-Point Field Goal Attempts 13, Brooke Moore vs. Alabama State (12/29/18)
 Free Throws Made 11, Janiah McKay vs. South Carolina (2/28/19)
 Free Throws Attempted 14, Janiah McKay vs. South Carolina (2/28/19)
 Rebounds 19, Unique Thompson at New Mexico (11/11/18)
 Assists 10, Janiah McKay vs. Grambling (11/6/18)
 Blocked Shots..... 3, 3x; last, Erin Howard at Arkansas (2/10/19)
 Steals 7, Crystal Primm vs. Mississippi State (1/14/19)

2018-19 Auburn Team Highs...**First Half**

Points..... 51 at Elon (12/22/18)
 Field Goals Made..... 19 at Elon (12/22/18)
 Field Goal Attempts..... 41 vs. North Carolina (12/20/18)
 3-Point Field Goals Made 7 at Elon (12/22/18)
 3-Point Field Goal Attempts 17 vs. CCU (12/18/18) & vs. Alabama State (12/29/18)
 Free Throws Made 15 at New Mexico (11/11/18)
 Free Throws Attempted 20 at New Mexico (11/11/18)
 Rebounds 29 at New Mexico (11/11/18)
 Assists 12, 2x; last at XULA (11/28/18)
 Blocked Shots..... 3, 3x; last vs. Alabama State (12/29/18)
 Steals 9 vs. North Carolina (12/20/18) & vs. Alabama State (12/29/18)

Second Half

Points..... 53 vs. Grambling (11/6/18)
 Field Goals Made..... 22 vs. Grambling (11/6/18)
 Field Goal Attempts..... 41 vs. Nicholls State (11/9/18)
 3-Point Field Goals Made 7 vs. Oklahoma (12/2/18) & at Elon (12/22/18)
 3-Point Field Goal Attempts 18 vs. Alabama State (12/29/18)
 Free Throws Made 16 vs. CCU (12/18/18) & vs. Alabama State (12/29/18)
 Free Throws Attempted 22 vs. Coastal Carolina (12/18/18) & vs. Kentucky (2/7/19)
 Rebounds 25 vs. Grambling (11/6/18)
 Assists 16 vs. Grambling (11/6/18)
 Blocked Shots..... 6 vs. Alabama State (12/29/18)
 Steals 14 vs. Georgia (2/3/19)

Game

Points..... 97 vs. Grambling (11/6/18)
 Field Goals Made..... 38 vs. Grambling (11/6/18) & at Elon (12/22/18)
 Field Goal Attempts..... 85 vs. North Carolina (12/20/18)
 3-Point Field Goals Made 14 at Elon (12/22/18)
 3-Point Field Goal Attempts 35 vs. Alabama State (12/29/18)
 Free Throws Made 29 vs. Alabama State (12/29/18)
 Free Throws Attempted 36 vs. Alabama State (12/29/18)
 Rebounds 53 vs. Grambling (11/6/18)
 Assists 24 vs. Grambling (11/6/18)
 Blocked Shots..... 9 vs. Alabama State (12/29/18)
 Steals 21 vs. Georgia (2/3/19)
 Turnovers Forced..... 29 vs. Samford (12/16/18)

Specialty Statistics (Auburn-Opponent)

Opponent	Points in the Paint	Points off Turnovers	2nd-Chance Points	Fast-Break Points	Bench Points
Grambling	44-22	28-19	28-9	15-12	26-15
Nicholls State	36-22	29-11	11-2	12-6	17-10
at New Mexico	40-24	16-12	18-11	11-26	12-20
at Iowa State	20-26	19-19	7-14	2-2	5-7
Louisiana-Lafayette	32-24	27-17	7-12	12-4	22-18
at Xavier (La.)	32-20	27-16	16-11	8-2	20-32
Oklahoma	40-30	25-10	11-11	16-6	26-17
at St. Joseph's	36-26	20-4	5-7	14-7	14-22
Samford	26-22	30-3	12-3	6-4	15-24
vs. Coastal Carolina	32-34	30-14	20-20	6-2	19-29
vs. North Carolina	42-26	38-16	24-13	2-6	13-25
at Elon	40-16	27-7	18-7	12-0	41-17
Alabama State	22-18	34-5	18-14	8-6	49-22
Tennessee	34-32	20-13	19-14	2-12	0-3
at Florida	30-14	31-12	5-7	6-4	6-21
at Alabama	42-26	28-18	6-11	8-2	12-3
Mississippi State	20-44	20-15	11-18	13-12	19-27
at Vanderbilt	38-26	24-17	19-7	4-2	13-4
Texas A&M	34-28	26-13	9-13	6-2	14-0
at Missouri	26-16	20-1	10-6	0-0	13-7
at Ole Miss	28-20	15-7	14-15	4-0	9-9
Georgia	28-24	22-11	19-11	2-11	4-17
Kentucky	36-20	22-14	6-7	8-12	17-20
at Arkansas	42-16	20-13	17-13	8-2	15-17
at Tennessee	32-32	12-13	11-16	10-10	9-2
Alabama	26-12	26-9	13-3	2-2	30-9
Missouri	16-30	17-4	6-10	0-2	4-7
South Carolina	32-34	11-13	11-14	4-4	2-23
at LSU	20-26	25-10	14-12	2-2	15-19
TOTALS	930-710	669-322	385-311	203-162	461-446
Averages	32.1-24.5	23.1-11.1	13.3-10.7	7.0-5.6	15.9-15.4

Lead-Deficit Comparison

Opponent	Largest Lead	Largest Deficit	Lead Changes	Ties	Result
Grambling	49 (4th, 0:09)	4 (1st, 8:38)	1	0	W, 97-48
Nicholls State	29 (4th, 6:21)	--	0	0	W, 80-59
at New Mexico	8 (2nd, 8:50)	4 (2nd, 1:14)	15	16	W, 79-76
at Iowa State	15 (2nd, 2:26)	10 (4th, 2:21)	1	2	L, 64-67
Louisiana-Lafayette	16 (4th, 6:20)	--	0	0	W, 71-59
at Xavier (La.)	20 (4th, 5:26)	2 (1st, 9:34)	1	2	W, 77-58
Oklahoma	22 (3rd, 8:09)	8 (1st, 1:21)	3	1	W, 95-79
at St. Joseph's	16 (1st, 0:30)	2, (1st, 8:19)	4	1	W, 81-70
Samford	34 (4th, 9:50)	--	0	0	W, 73-46
vs. Coastal Carolina	8 (4th, 2:32)	7 (2nd, 5:34)	17	7	W, 84-78
vs. North Carolina	11 (3rd, 5:37)	5 (2nd, 9:42)	7	6	W, 86-81 (OT)
at Elon	54 (4th, 0:20)	--	0	0	W, 96-44
Alabama State	37 (4th, 1:14)	--	0	0	W, 83-50
Tennessee	3 (1st, 9:14)	9, (4th, 0:09)	9	8	L, 69-78
at Florida	11 (4th, 0:11)	8 (3rd, 7:32)	10	5	W, 64-56
at Alabama	15 (2nd, 2:35)	2 (1st, 5:34)	2	2	W, 66-56
Mississippi State	--	27 (4th, 5:49)	0	2	L, 59-85
at Vanderbilt	2 (4th, 0:09)	20 (3rd, 7:56)	3	3	W, 72-70
Texas A&M	8 (2nd, 1:51)	11 (4th, 5:58)	6	4	L, 67-69
at Missouri	--	29 (3rd, 4:39)	0	0	L, 65-74
at Ole Miss	22 (4th, 4:39)	1 (2nd, 9:11)	1	4	W, 64-51
Georgia	2 (2nd, 9:13)	13 (4th, 9:43)	11	10	W, 59-58 (OT)
Kentucky	2 (1st, 9:36)	16 (2nd, 5:21)	3	0	L, 68-78
at Arkansas	17 (3rd, 8:29)	5 (1st, 7:44)	8	5	W, 75-72
at Tennessee	7 (2nd, 1:00)	13, (4th, 4:18)	5	5	L, 62-73
Alabama	39 (3rd, 1:44)	--	0	0	W, 77-38
Missouri	8 (2nd, 2:12)	7 (3rd, 0:14)	5	11	W, 58-54
South Carolina	2 (4th, 6:58)	15 (2nd, 1:07)	2	2	L, 66-73
at LSU	16 (3rd, 1:23)	8 (1st, 3:48)	1	1	W, 56-46

Comparison Statistics (Auburn/Opponent)

Opponent	1st	2nd	Score	Mar	Total FG	FG Pct	3-Pointers	3FG Pct	Free Throws	FT Pct	Reb.	Mar	Assist	TO	Bk	Stl	Fouls
Grambling	44/20	53/28	97-48	+49	38-71/15-58	.535/.259	9-28/3-15	.321/.200	12-17/15-20	.706/.750	53/26	+27	24/9	18/20	6/0	11/10	18/20
Nicholls State	37/26	43/33	80-59	+21	32-71/20-53	.451/.377	4-18/9-24	.222/.375	12-13/10-11	.923/.909	42/28	+14	19/16	16/24	5/0	18/7	17/14
New Mexico	36/33	33/33	79-76	+3	28-68/24-63	.412/.381	4-17/12-37	.235/.324	19-25/16-24	.760/.667	45/39	+6	11/18	17/17	2/2	10/11	18/18
Iowa State	38/29	26/38	64-67	(3)	23-56/23-62	.411/.371	8-24/9-32	.333/.281	10-17/12-24	.588/.500	36/42	(6)	10/13	16/15	3/3	6/8	22/13
UL-Lafayette	34/26	37/33	71-59	+12	27-61/20-60	.443/.333	6-14/5-17	.429/.294	11-17/14-16	.647/.875	38/37	+1	19/6	22/26	5/2	15/12	20/19
Xavier (La.)	39/30	38/28	77-58	+19	29-66/20-49	.439/.408	10-24/8-33	.417/.364	9-17/10-10	.529/1.000	34/33	+1	22/13	14/25	5/0	14/9	16/16
Oklahoma	44/30	51/49	95-79	+16	36-74/28-61	.486/.459	13-29/10-23	.448/.435	10-13/13-26	.769/.500	39/39	-	15/14	12/21	1/2	12/10	18/17
St. Joseph's	42/30	39/40	81-70	+11	29-54/27-61	.537/.443	5-12/13-32	.417/.406	18-23/3-6	.783/.500	30/30	-	13/21	10/14	0/1	9/4	9/14
Samford	36/17	37/29	73-46	+27	25-64/19-51	.391/.373	6-16/7-21	.375/.333	17-20/1-2	.850/.500	34/36	(2)	10/16	12/29	3/2	15/7	8/20
Coastal Carolina	38/39	46/39	84-78	+6	28-67/27-59	.418/.458	7-27/5-25	.259/.200	21-27/19-26	.778/.731	36/41	(5)	11/10	15/23	0/1	8/7	23/23
North Carolina	34/29	40/35	86-81OT	+5	34-85/32-62	.400/.516	5-22/9-26	.227/.346	13-18/8-9	.722/.889	46/40	+6	8/20	15/27	3/4	20/7	17/20
Elon	51/19	45/25	96-44	+52	38-60/15-49	.633/.306	14-26/4-15	.538/.267	6-7/10-16	.857/.625	37/21	+16	18/9	12/20	3/0	10/7	20/9
Alabama State	37/20	46/30	83-50	+34	22-70/14-47	.314/.298	10-35/5-14	.286/.357	29-36/17-20	.806/.850	42/38	+4	12/9	6/24	9/1	17/2	18/28
Tennessee	35/35	34/43	69-78	(9)	24-70/27-50	.343/.540	6-22/7-15	.273/.467	15-20/17-23	.750/.739	29/43	(14)	10/18	11/23	2/4	9/9	18/18
Florida	25/31	39/25	64-56	+8	24-54/18-52	.444/.346	6-18/11-31	.333/.355	10-14/9-12	.714/.750	34/32	+2	9/12	15/20	1/1	11/7	19/13
Alabama	36/23	30/33	66-56	+10	29-52/22-55	.558/.400	4-14/8-23	.286/.348	4-8/4-7	.500/.571	27/33	(6)	16/14	17/25	2/2	16/9	15/13
Mississippi State	28/38	31/47	59-85	(26)	23-59/29-55	.390/.527	5-20/4-12	.250/.333	8-10/23-30	.444/.767	24/43	(19)	8/16	16/20	2/5	15/8	25/17
Vanderbilt	29/42	43/28	72-70	+2	30-67/25-41	.448/.610	5-18/9-13	.278/.692	7-11/11-15	.636/.733	27/30	(3)	10/19	10/21	1/2	12/4	18/14
Texas A&M	30/22	37/47	67-69	(2)	25-62/23-48	.403/.479	8-20/6-16	.400/.375	9-11/17-28	.818/.607	30/39	(9)	9/10	12/21	0/3	11/5	20/14
Missouri	23/43	42/31	65-74	(9)	26-62/22-45	.419/.489	6-12/12-26	.500/.462	7-16/18-23	.438/.783	28/38	(10)	7/19	6/17	1/5	8/4	20/17
Ole Miss	27/24	37/27	64-51	+13	21-60/18-51	.350/.353	4-20/7-24	.200/.292	18-24/8-11	.750/.727	40/38	+2	16/11	9/20	2/1	14/6	19/16
Georgia	19/22	30/27	59-58OT	+1	20-66/23-50	.303/.460	1-10/8-22	.100/.364	18-25/4-8	.720/.500	38/37	+1	4/17	17/28	1/7	21/7	11/18
Kentucky	28/42	40/36	68-78	(10)	22-52/26-54	.423/.519	2-11/11-20	.182/.550	22-29/11-13	.759/.846	29/27	+2	11/15	15/17	1/2	14/11	16/19
Arkansas	38/24	37/48	75-72	+3	28-61/21-57	.459/.368	5-17/9-25	.294/.360	14-17/21-24	.824/.875	37/32	+5	15/9	11/12	5/1	7/6	23/17
Tennessee	32/27	30/46	62-73	(11)	27-65/27-63	.415/.429	6-19/5-13	.316/.385	2-5/14-16	.400/.875	30/45	(15)	11/16	13/12	2/0	8/10	19/8
Alabama	38/12	39/26	77-38	+39	25-59/10-43	.424/.233	8-19/4-21	.421/.190	19-22/14-22	.864/.636	42/27	+15	15/8	14/22	2/3	12/10	22/19
Missouri	26/22	32/32	58-54	+4	21-58/21-48	.362/.438	6-16/4-16	.375/.250	10-18/8-11	.556/.727	27/39	(12)	12/11	6/19	2/3	8/4	16/16
South Carolina	24/33	42/40	66-73	(7)	22-64/23-53	.344/.434	4-16/3-11	.250/.273	18-25/24-30	.720/.800	28/44	(16)	11/13	10/19	0/4	9/4	27/20
LSU	31/21	25/25	56-46	+10	20-56/16-44	.357/.364	3-11/1-9	.273/.111	13-24/13-24	.542/.542	32/40	(8)	5/7	10/24	2/4	14/5	25/19

Scoring Breakdown

(Percentage of total points in parentheses)

Opponent	Front Court	Back Court	Sr.	Jr.	So.	Fr.	Starters	Bench
Grambling	40 (41.2)	57 (58.7)	29	28	18	22	71 (73.2)	26 (26.8)
Nicholls State	22 (27.5)	58 (72.5)	29	28	12	11	63 (78.8)	17 (21.2)
at New Mexico	39 (49.3)	40 (50.7)	24	24	21	10	67 (84.8)	12 (15.2)
at Iowa State	28 (43.8)	36 (56.2)	29	11	21	3	59 (92.2)	5 (7.8)
Louisiana-Lafayette	32 (45.1)	39 (54.9)	21	12	21	17	49 (69.0)	22 (31.0)
at Xavier (La.)	31 (40.3)	46 (59.7)	25	17	21	14	57 (74.0)	20 (26.0)
Oklahoma	34 (35.8)	61 (64.2)	22	33	18	24	69 (72.6)	26 (27.4)
at St. Joseph's	30 (37.0)	51 (63.0)	25	30	12	14	67 (82.7)	14 (17.3)
Samford	19 (26.0)	54 (74.0+)	28	25	5	15	58 (79.5)	15 (20.5)
vs. Coastal Carolina	34 (40.5)	50 (59.5)	37	17	16	14	65 (77.4)	19 (22.6)
vs. North Carolina	42 (48.8)	44 (51.2)	30	24	21	11	73 (84.9)	13 (15.1)
at Elon	43 (44.8)	53 (55.2)	18	23	20	35	55 (57.3)	41 (42.7)
Alabama State	33 (39.8)	50 (60.2)	7	21	11	44	34 (41.0)	49 (59.0)
Tennessee	46 (66.7)	13 (33.3)	10	29	19	11	69 (100.0)	0 (0.0)
at Florida	20 (31.3)	44 (68.7)	16	31	8	9	58 (90.6)	6 (9.4)
at Alabama	33 (50.0)	33 (50.0)	14	32	15	5	54 (81.8)	12 (10.2)
Mississippi State	2 (3.4)	57 (96.6)	6	32	2	19	40 (67.8)	19 (32.2)
at Vanderbilt	23 (31.9)	49 (68.1)	24	22	16	8	59 (81.9)	13 (18.1)
Texas A&M	18 (26.9)	49 (73.1)	23	22	8	14	53 (79.1)	14 (20.9)
at Missouri	21 (32.3)	44 (67.7)	23	23	6	13	52 (80.0)	13 (20.0)
at Ole Miss	32 (50.0)	32 (50.0)	6	21	20	17	55 (85.9)	9 (14.1)
Georgia	34 (57.6)	25 (42.4)	22	16	14	7	55 (93.2)	4 (6.8)
Kentucky	35 (51.4)	33 (48.6)	18	13	20	17	51 (75.0)	17 (25.0)
at Arkansas	31 (41.3)	34 (58.7)	15	27	15	18	60 (80.0)	15 (20.0)
at Tennessee	19 (30.6)	43 (69.4)	12	26	14	10	53 (85.5)	9 (14.5)
Alabama	22 (28.6)	55 (71.4)	11	27	11	28	47 (61.0)	30 (39.0)
Missouri	28 (48.3)	30 (51.7)	11	24	9	13	54 (93.1)	4 (6.9)
South Carolina	30 (45.5)	36 (54.5)	21	29	13	3	64 (97.0)	2 (3.0)
at LSU	31 (55.4)	25 (44.6)	3	27	18	8	41 (73.2)	15 (26.8)

Game-by-Game Leaders

	Points	Rebounds	Assists	Steals	Blocked Shots
Grambling	16-McKay/Benton	13-Unique Thompson	10-Janiah McKay	3-McKay/Benton	2-McKay/Thompson
Nicholls State	20-Daisa Alexander	10-Unique Thompson	7-Janiah McKay	5-Crystal Primm	2-Unique Thompson
at New Mexico	19-Thompson/McKay	19-Unique Thompson	6-Janiah McKay	3-Alexander/McKay	1-Thompson/Howard
at Iowa State	19-Unique Thompson	14-Unique Thompson	3-McKay/Jones	2-Daisa Alexander	2-Unique Thompson
UL-Lafayette	16-Unique Thompson	13-Unique Thompson	8-Daisa Alexander	4-Unique Thompson	3-Abigayle Jackson
at Xavier (La.)	16-Emari Jones	8-Unique Thompson	7-Janiah McKay	3-Thompson/Alexander	2-Abigayle Jackson
Oklahoma	19-Daisa Alexander	17-Unique Thompson	5-Daisa Alexander	3-Crystal Primm	1-Crystal Primm
at St. Joseph's	21-Janiah McKay	6-Unique Thompson	4-McKay/Alexander	4-Janiah McKay	(none)
Samford	20-Janiah McKay	6-Unique Thompson	4-Janiah McKay	4-Janiah McKay	1-(three players)
vs. Coastal Carolina	21-Janiah McKay	7-Unique Thompson	4-Janiah McKay	3-Emari Jones	(none)
vs. North Carolina	21-McKay/Thompson	18-Unique Thompson	4-Janiah McKay	4-(three players)	1-(three players)
at Elon	17-Crystal Primm	7-Primm/Howard	4-Janiah McKay	3-Daisa Alexander	2-Erin Howard
Alabama State	23-Brooke Moore	8-Unique Thompson	3-Janiah McKay	3-(three players)	3-Unique Thompson
Tennessee	19-Unique Thompson	12-Unique Thompson	3-Daisa Alexander	3-Daisa Alexander	1-Thompson/Jackson
at Florida	22-Daisa Alexander	9-Unique Thompson	6-Janiah McKay	5-Daisa Alexander	1-Erin Howard
at Alabama	22-Daisa Alexander	9-Unique Thompson	5-Erin Howard	4-Daisa Alexander	1-Howard/Jackson
Mississippi State	18-Daisa Alexander	5-Daisa Alexander	3-McKay/Sanders	7-Crystal Primm	1-Moore/Sanders
at Vanderbilt	19-Janiah McKay	13-Unique Thompson	6-Janiah McKay	4-Primm/McKay	1-Unique Thompson
Texas A&M	17-Janiah McKay	10-Unique Thompson	3-Janiah McKay	4-Crystal Primm	(none)
at Missouri	23-Janiah McKay	7-Unique Thompson	2-Alexander/Thompson	2-Primm/Moore	1-Crystal Primm
at Ole Miss	20-Unique Thompson	12-Unique Thompson	6-Janiah McKay	4-Daisa Alexander	1-Thompson/White
Georgia	18-Janiah McKay	9-Thompson/Primm	2-Erica Sanders	5-Janiah McKay	1-Unique Thompson
Kentucky	20-Unique Thompson	6-Unique Thompson	5-Crystal Primm	6-Crystal Primm	1-Daisa Alexander
at Arkansas	18-Daisa Alexander	12-Unique Thompson	6-Janiah McKay	2-(three players)	3-Erin Howard
at Tennessee	22-Daisa Alexander	12-Unique Thompson	3-Daisa Alexander	4-Daisa Alexander	1-Thompson/Jackson
Alabama	22-Daisa Alexander	7-Daisa Alexander	6-Janiah McKay	3-Thompson/Alexander	1-Benton/Jackson
Missouri	19-Daisa Alexander	8-Unique Thompson	8-Janiah McKay	1-(eight players)	2-Erin Howard
South Carolina	21-Janiah McKay	11-Unique Thompson	7-Janiah McKay	3-Janiah McKay	(none)
at LSU	16-Daisa Alexander	10-Unique Thompson	2-Erica Sanders	4-Erica Sanders	1-Howard/Jackson

2018-19 Starting Lineups

	Point Guard (1)	Wing (2)	Wing (3)	Wing (4)	Post (5)
Grambling	Janiah McKay	Daisa Alexander	Crystal Primm	Emari Jones	Unique Thompson
Nicholls State	Janiah McKay	Daisa Alexander	Crystal Primm	Emari Jones	Unique Thompson
at New Mexico	Janiah McKay	Daisa Alexander	Crystal Primm	Emari Jones	Unique Thompson
at Iowa State	Janiah McKay	Daisa Alexander	Crystal Primm	Emari Jones	Unique Thompson
Louisiana-Lafayette	Janiah McKay	Daisa Alexander	Crystal Primm	Emari Jones	Unique Thompson
at Xavier (La.)	Janiah McKay	Daisa Alexander	Crystal Primm	Emari Jones	Unique Thompson
Oklahoma	Janiah McKay	Daisa Alexander	Crystal Primm	Emari Jones	Unique Thompson
at St. Joseph's	Janiah McKay	Daisa Alexander	Crystal Primm	Emari Jones	Unique Thompson
Samford	Janiah McKay	Daisa Alexander	Crystal Primm	Emari Jones	Unique Thompson
vs. Coastal Carolina	Janiah McKay	Daisa Alexander	Crystal Primm	Emari Jones	Unique Thompson
vs. North Carolina	Janiah McKay	Daisa Alexander	Crystal Primm	Emari Jones	Unique Thompson
at Elon	Janiah McKay	Daisa Alexander	Crystal Primm	Emari Jones	Unique Thompson
Alabama State	Janiah McKay	Daisa Alexander	Crystal Primm	Emari Jones	Unique Thompson
Tennessee	Janiah McKay	Daisa Alexander	Crystal Primm	Erin Howard	Unique Thompson
at Florida	Janiah McKay	Daisa Alexander	Crystal Primm	Erin Howard	Unique Thompson
at Alabama	Janiah McKay	Daisa Alexander	Crystal Primm	Erin Howard	Unique Thompson
Mississippi State	Janiah McKay	Daisa Alexander	Crystal Primm	Erin Howard	Unique Thompson
at Vanderbilt	Janiah McKay	Daisa Alexander	Crystal Primm	Erin Howard	Unique Thompson
Texas A&M	Janiah McKay	Daisa Alexander	Erica Sanders	Crystal Primm	Unique Thompson
at Missouri	Janiah McKay	Daisa Alexander	Erica Sanders	Crystal Primm	Unique Thompson
at Ole Miss	Janiah McKay	Daisa Alexander	Crystal Primm	Erin Howard	Unique Thompson
Georgia	Janiah McKay	Daisa Alexander	Crystal Primm	Erin Howard	Unique Thompson
Kentucky	Janiah McKay	Daisa Alexander	Crystal Primm	Erin Howard	Unique Thompson
at Arkansas	Janiah McKay	Daisa Alexander	Crystal Primm	Erin Howard	Unique Thompson
at Tennessee	Janiah McKay	Daisa Alexander	Crystal Primm	Erin Howard	Unique Thompson
Alabama	Janiah McKay	Daisa Alexander	Crystal Primm	Erin Howard	Unique Thompson
Missouri	Janiah McKay	Daisa Alexander	Crystal Primm	Erin Howard	Unique Thompson
South Carolina	Janiah McKay	Daisa Alexander	Crystal Primm	Erin Howard	Unique Thompson
at LSU	Janiah McKay	Daisa Alexander	Crystal Primm	Erin Howard	Unique Thompson

Record by Starting Lineup

McKay, Alexander, Primm, Jones, Thompson12-1 (.923)
McKay, Alexander, Primm, Howard, Thompson9-5 (.643)
McKay, Alexander, Sanders, Primm, Thompson0-2 (.000)



Terri

WILLIAMS-FLOURNOY

Head Coach

Seventh Season at Auburn • 15th as a Head Coach • 27th Season in coaching

Hampton, Va. • Penn State, 1991

- *Has taken her teams to postseason appearances in eight of the last 10 years, including five NCAA Tournament appearances*

- *Led Auburn to 19 or more wins in four of her first seven years*
- *Has had six players selected to All-SEC teams*
- *Auburn has forced an average of 20.0+ turnovers per game under Coach Flo*
- *Led Auburn to the postseason in four of her first five seasons, advancing to WNIT Quarterfinals in 2013 and Third Round in 2014, along with NCAA Tournament in 2016 and 2017*
- *Won her 100th game at Auburn on Feb. 8, 2018, defeating LSU 70-62*
- *Picked up her 200th career head coaching victory Dec. 5, 2015 at home vs. East Carolina*
- *Won 250th career game at Xavier (La.) on Nov. 28, 2018*
- *Recorded her 400th career win as a collegiate coach in Auburn's 68-58 win over Hofstra on Dec. 9, 2012*
- *Won her 500th game as a collegiate coach with victory over Louisiana-Lafayette on Nov. 25, 2018*

- *Picked up first SEC win in 50-47 win over #23 Arkansas in 2013*
- *Earned second win over ranked opponent at Auburn and snapped 21-game skid to #16 Vanderbilt with 68-62 win in Nashville on Feb. 13, 2014*
- *Picked up first top-10 win with a 66-61 victory over #7 Kentucky on Jan. 3, 2016*
- *Has 265 wins as a head coach and 251 as an assistant for a .620 winning percentage over 27 years as a collegiate coach*
- *Has been part of six conference championships and 20 post-season appearances as an assistant and head coach*
- *2010 Black Coaches Association Coach of the Year*
- *Served as an assistant coach for Team USA that won a gold medal at the 2011 World University Games in Shenzhen, China*
- *Coached teams to 14 NCAA Tournament appearances, nine as an assistant and five as a head coach*
- *Has coached 24 players that have gone on to the professional ranks, including seven in the WNBA*
- *As an assistant, helped coach Georgia to an NCAA Final Four appearance and two NCAA Elite Eight appearances*
- *Coached three Georgetown players to three all-conference honors and one All-America award*
- *Has a 605-354 record in 31 seasons as a head coach, assistant coach and player*
- *Helped coach Georgetown to a Big East title in 1992*
- *As an assistant coach at Southwest Missouri State, helped the team to two straight NCAA Tournaments and two consecutive Missouri Valley Conference Tournament titles*

All-time record as player and coach: 605-354 (.631) 31 seasons

Record as collegiate player: 88-36 (.709) 4 seasons

Record as collegiate coach: 517-318 (.619) 27 seasons

Record as collegiate assistant coach: 251-117 (.683) 12 seasons

Record as collegiate head coach: 266-203 (.567) 15 seasons

Record as Auburn head coach: 123-99 (.554) 7 seasons

Williams-Flournoy Year-by-Year

Penn State, Player (1987-91)

Year	Record	Conf.	Other Information
1987-88	20-13	11-7	NCAA Second Round
1988-89	14-14	12-6	
1989-90	25-7	15-3	NCAA Second Round
1990-91	29-2	17-1	NCAA Second Round

Georgetown, Assistant Coach (1992-96)

Year	Record	Conf.	Other Information
1992-93	23-7	15-3	Big East Champions NCAA Sweet 16
1993-94	12-15	6-12	
1994-95	11-17	6-12	
1995-96	12-15	7-11	

Georgia, Assistant Coach (1996-2002)

Year	Record	Conf.	Other Information
1996-97	25-6	11-1	SEC Champions NCAA Elite Eight
1997-98	17-11	8-6	NCAA First Round
1998-99	27-7	9-5	NCAA Final Four
1999-2000	32-4	13-1	SEC Champions NCAA Elite Eight
2000-01	27-6	11-3	SEC Tournament Champions NCAA Second Round
2001-02	19-11	6-8	NCAA First Round

Southwest Missouri State, Assistant Coach (2002-04)

Year	Record	Conf.	Other Information
2002-03	18-13	11-7	MVC Tournament Champions NCAA First Round
2003-04	28-4	16-2	Missouri Valley Champions MVC Tournament Champions NCAA First Round

Georgetown, Head Coach (2004-12)

Year	Record	Conf.	Other Information
2004-05	12-16	7-9	
2005-06	10-17	3-13	
2006-07	13-16	3-13	
2007-08	15-14	5-11	
2008-09	20-14	7-9	WNIT Quarterfinals
2009-10	26-7	13-3	NCAA Second Round
2010-11	24-11	9-7	NCAA Sweet 16
2011-12	23-9	11-5	NCAA Second Round

Auburn, Head Coach (2012-present)

Year	Record	Conf.	Other Information
2012-13	19-15	5-11	WNIT Quarterfinals
2013-14	19-15	7-9	WNIT Third Round
2014-15	13-18	3-13	
2015-16	20-13	8-8	NCAA Second Round
2016-17	17-15	7-9	NCAA First Round
2017-18	14-15	5-11	
2018-19	21-8	9-7	



Daisa ALEXANDER

#0

Junior • Guard • 5-8

Decatur, Ga.

****2018 SEC All-Defensive Team****

Southwest DeKalb HS

- Scored in double-digits in 14 of 16 SEC games; led Auburn in 8 SEC games
- Season-high 22 points vs. Florida, Alabama (2x) and Tennessee
- Averaged 14.9 points in SEC play; 16.9 points in SEC road games
- Hit game-winning jumper + free throw with 17 seconds left in 79-76 win at New Mexico (11/11)
- Scored 13 points and had a career-high 8 rebounds in season-opening win over Grambling (11/6)
- Led SEC in steals (2.8/game) as sophomore; named to 2018 SEC All-Defensive Team
- Averaged 14.2 points as sophomore, 2nd-best on team
- Double-digit scoring in 25 of 29 games in 2017-18
- Scored career-high 25 points on 9-14 shooting at Indiana while playing just 20 minutes off the bench (12/3); 12 points in 4th quarter

SEASON HIGHS

Points	22	4x; last vs. Alabama	2/17/19
Rebounds	8	vs. Grambling	11/6/18
Assists	8	vs. UL-Lafayette	11/25/18
Blocks	1	vs. Kentucky	2/7/19
Steals	5	at Florida	1/6/19
Field Goals	9	2x; last at Tennessee	2/14/19
Field Goal Attempts	22	at Tennessee	2/14/19
3-Point Field Goals	4	3x; last vs. Missouri	2/24/19
3-Point FG Attempts	10	at Tennessee	2/14/19
Free Throws	4	2x; last vs. Alabama	2/17/19
Free Throw Attempts	7	at LSU	3/3/19

CAREER HIGHS

Points	25	at Indiana	12/3/17
Rebounds	8	vs. Grambling	11/6/18
Assists	8	vs. UL-Lafayette	11/25/18
Blocks	2	at Kentucky	2/1/18
Steals	7	at LSU	1/18/18
Field Goals	9	5x; last at Tennessee	2/14/19
Field Goal Attempts	23	at Tennessee	1/4/18
3-Point Field Goals	4	3x; last vs. Missouri	2/24/19
3-Point FG Attempts	10	at Tennessee	2/14/19
Free Throws	6	vs. Xavier (La.)	12/28/17
Free Throw Attempts	8	vs. Xavier (La.)	12/28/17

Opponent	Start	Min.	FG-A	3PT-A	FT-A	O-D-T	PF	Ast.	TO	Blk.	St.	Pts.
GRAMBLING STATE	*	35	6-14	1-6	0-0	2-6-8	1	3	3	0	0	13
NICHOLLS STATE	*	31	7-12	2-5	4-5	3-2-5	0	1	1	0	2	20
at New Mexico	*	28	6-16	0-4	2-4	1-3-4	4	0	2	0	3	14
at Iowa State	*	22	2-5	0-3	0-0	0-2-2	4	1	2	0	2	4
LOUISIANA-LAFAYETTE	*	31	1-8	1-1	0-0	0-1-1	3	8	6	0	3	3
at Xavier (La.)	*	22	5-9	3-3	0-0	3-3-6	2	5	1	0	3	13
OKLAHOMA	*	30	7-15	3-7	2-2	0-5-5	1	5	3	0	2	19
at St. Joseph's	*	34	5-10	3-5	3-4	0-2-2	1	2	1	0	1	16
SAMFORD	*	31	6-13	1-5	3-3	2-3-5	0	2	1	0	3	16
vs. Coastal Carolina	*	11	1-4	1-2	0-0	0-0-0	0	2	2	0	0	3
vs. North Carolina	*	31	3-12	0-2	0-0	1-4-5	2	1	4	0	4	6
at Elon	*	24	2-5	1-3	1-2	0-1-1	1	0	1	0	3	6
ALABAMA STATE	*	19	3-9	2-5	1-3	0-1-1	0	0	0	1	2	9
TENNESSEE	*	33	4-17	2-8	3-4	0-2-2	4	3	3	0	3	13
at Florida	*	35	8-15	3-7	3-5	0-2-2	2	0	2	0	5	22
at Alabama	*	30	9-13	3-6	1-1	0-3-3	2	2	1	0	4	22
MISSISSIPPI STATE	*	25	7-13	1-5	3-6	2-3-5	4	1	5	0	3	18
at Vanderbilt	*	30	5-15	2-6	2-2	2-1-3	1	0	1	0	2	14
TEXAS A&M	*	25	4-12	3-7	1-2	1-2-3	4	0	2	0	0	12
at Missouri	*	28	4-12	3-4	0-0	0-3-3	5	2	2	0	0	11
at Ole Miss	*	27	4-11	2-6	0-0	1-2-3	3	1	0	0	4	10
GEORGIA	*	33	1-11	0-3	1-2	0-2-2	2	1	2	0	4	3
KENTUCKY	*	13	0-2	0-1	2-2	1-1-2	2	0	1	1	0	2
at Arkansas	*	31	7-14	2-6	2-2	2-1-3	4	1	0	0	2	18
at Tennessee	*	35	9-22	4-10	0-0	0-2-2	3	3	1	0	4	22
ALABAMA	*	29	7-12	4-7	4-4	1-6-7	1	4	1	0	3	22
MISSOURI	*	33	7-14	4-8	1-2	0-3-3	3	1	1	0	1	19
SOUTH CAROLINA	*	31	6-20	3-8	0-0	0-4-4	5	1	2	0	2	15
at LSU	*	28	6-12	2-4	2-7	0-2-2	2	1	1	0	2	16

ALEXANDER'S CAREER STATISTICS

Season	gp-gs	min/avg	Total		3-Point		F-Throws		Rebounds				Scoring							
			fg-fga	pct	fg-fga	pct	ft-fta	pct	off	def	tot	avg	pf	fo	ast	to	blk	stl	pts	avg
2016-17	20-0	113/5.7	9-37	.243	1-10	.100	7-10	.700	9	8	17	0.9	18	0	1	10	0	9	26	1.3
2017-18	29-11	746/25.7	157-403	.390	41-122	.336	57-77	.740	17	59	76	2.6	73	0	39	79	3	80	412	14.2
2018-19	29-29	808/27.9	142-347	.409	56-148	.378	41-62	.661	22	72	94	3.2	66	2	51	52	2	67	381	13.1
TOTAL	78-40	1667/21.4	308-787	.391	98-280	.350	105-149	.705	48	139	187	2.4	157	2	91	141	5	156	819	10.5



Robyn BENTON

#1

Freshman • Guard • 5-9

Conyers, Ga.

2019 SEC All-Freshman Team

Greater Atlanta Christian HS

• 2019 SEC All-Freshman Team

• SEC Freshman of the Week (1/22)

- Made game-winning shot + free throw with 8.6 seconds left to finish off 20-point comeback win at Vanderbilt (1/17)
- Hit 5-of-5 3-point attempts and scored 15 points in win at Elon (12/22)
- Scored 14 points and was 4-5 on 3-pointers in win over Oklahoma (12/2)
- Shared team lead with 16 points and hit three 3-pointers in collegiate debut vs. Grambling (11/6)
- Five-star prospect, rated No. 17 overall nationally, No. 6 guard by ESPN HoopGurlz
- Atlanta Journal-Constitution first-team all-state as a junior; GHSA Class AAA Player of the Year as a junior
- Sister of former Tennessee football player Inky Johnson

SEASON/CAREER HIGHS

Points	16	vs. Grambling	11/6/18
Rebounds	5	at XULA	11/28/18
Assists	3	2x; last at XULA	11/28/18
Blocks	1	2x; last vs. Nicholls State	11/9/18
Steals	3	vs. Grambling	11/6/18
Field Goals	6	vs. Grambling	11/6/18
Field Goal Attempts	12	vs. Grambling	11/6/18
3-Point Field Goals	5	at Elon	12/22/18
3-Point FG Attempts	8	vs. Grambling	11/6/18
Free Throws	6	vs. Alabama	2/17/19
Free Throw Attempts	6	vs. Alabama	2/17/19

Opponent	Start	Min.	FG-A	3PT-A	FT-A	O-D-T	PF	Ast.	TO	Blk.	St.	Pts.
GRAMBLING STATE		24	6-12	3-8	1-2	0-1-1	0	3	1	1	3	16
NICHOLLS STATE		18	4-8	1-3	0-0	0-1-1	3	0	1	1	0	9
at New Mexico		18	1-4	0-1	0-0	0-1-1	2	1	1	0	1	2
at Iowa State		19	1-6	1-5	0-0	0-0-0	1	0	2	0	1	3
LOUISIANA-LAFAYETTE		24	5-7	2-3	3-4	1-1-2	2	1	0	0	2	15
at Xavier (La.)		17	2-5	1-2	0-2	3-2-5	1	3	1	0	1	5
OKLAHOMA		15	5-7	4-5	0-0	0-0-0	1	0	0	0	2	14
at St. Joseph's		6	0-0	0-0	0-0	1-0-1	0	0	0	0	0	0
SAMFORD		24	4-10	2-4	0-0	2-1-3	1	0	0	0	2	10
vs. Coastal Carolina		25	1-9	1-4	0-0	1-3-4	0	2	1	0	0	5
vs. North Carolina		11	1-5	0-1	0-0	0-0-0	2	1	0	0	1	2
at Elon		16	5-5	5-5	0-0	0-1-1	3	2	0	0	2	15
ALABAMA STATE		22	3-10	2-7	3-4	1-1-2	1	0	0	0	0	11
TENNESSEE		8	0-3	0-1	0-0	0-0-0	0	0	1	0	0	0
at Florida		4	0-0	0-0	0-0	0-0-0	2	0	1	0	0	0
at Alabama		11	1-5	1-2	0-0	0-2-2	0	0	1	0	1	3
MISSISSIPPI STATE		9	1-6	0-3	1-2	0-1-1	1	0	0	0	1	3
at Vanderbilt		15	2-3	1-2	3-3	2-1-3	1	0	0	0	0	8
TEXAS A&M		17	4-7	3-6	0-0	0-1-1	2	2	1	0	1	11
at Missouri		6	0-0	0-0	0-0	0-1-1	0	0	0	0	0	0
at Ole Miss		17	1-5	0-3	3-4	1-3-4	1	0	0	0	2	5
GEORGIA		4	0-2	0-1	0-0	0-0-0	0	0	1	0	0	0
KENTUCKY		15	3-5	1-3	1-2	0-0-0	2	0	0	0	1	8
at Arkansas		12	4-8	2-4	1-2	1-0-1	1	0	1	0	0	11
at Tennessee		14	3-5	1-2	0-0	0-0-0	2	1	1	0	2	7
ALABAMA		22	2-5	1-3	6-6	1-3-4	1	2	1	1	2	11
MISSOURI		8	0-6	0-2	0-0	1-0-1	1	0	0	0	1	0
SOUTH CAROLINA		8	0-2	0-1	0-0	0-1-1	1	0	0	0	1	0
at LSU		12	1-6	1-4	0-0	1-0-1	1	0	0	0	0	3

BENTON'S CAREER STATISTICS

Season	gp-gs	min/avg	Total		3-Point		F-Throws		Rebounds				Scoring							
			fg-fga	pct	fg-fga	pct	ft-fga	pct	off	def	tot	avg	pf	fo	ast	to	blk	stl	pts	avg
2018-19	29-0	423/14.6	60-156	.385	33-85	.388	24-33	.727	15	23	38	1.3	37	0	18	14	3	28	177	6.1
TOTAL	29-0	423/14.6	60-156	.385	33-85	.388	24-33	.727	15	23	38	1.3	37	0	18	14	3	28	177	6.1



Brooke MOORE

#2

Freshman • Guard • 5-7

McDonough, Ga.

Henry County HS

• SEC Freshman of the Week (12/31)

- Led Auburn with career-high 23 points, hit five 3-pointers in win over Alabama State (12/29); also made half-court shot at halftime
- Scored SEC-best 16 points, making four 3-pointers
- Scored 14 points and hit 4 3-pointers in win at Elon (12/22); helped set single-game 3-point record for 2nd time in less than a month
- Made collegiate debut at Xavier (La.); scored 3 points
- Missed first five games with injury
- Five-star prospect, No. 42 overall prospect and No. 11 guard by ESPN HoopGurlz
- Averaged 22.3 points, 4.0 assists, 3.0 steals per game as HS senior; shot 41% on 3-pointers and 81% on free throws
- Georgia Class AAAA Player of the Year as a senior; 3-time AJC Player of the Year


SEASON/CAREER HIGHS

Points		
23	vs. Alabama State	12/29/18
Rebounds		
4	vs. Coastal Carolina	12/18/18
Assists		
3	at Elon	12/22/18
Blocks		
1	vs. Mississippi State	1/14/19
Steals		
2	at Missouri	1/27/19
Field Goals		
6	2x; last vs. Mississippi State	1/14/19
Field Goal Attempts		
15	vs. Alabama State	12/29/18
3-Point Field Goals		
5	vs. Alabama State	12/29/18
3-Point FG Attempts		
13	vs. Alabama State	12/29/18
Free Throws		
6	vs. Alabama State	12/29/18
Free Throw Attempts		
6	vs. Alabama State	12/29/18

Opponent	Start	Min.	FG-A	3PT-A	FT-A	O-D-T	PF	Ast.	TO	Blk.	St.	Pts.
GRAMBLING STATE						--DNP--						
NICHOLLS STATE						--DNP--						
at New Mexico						--DNP--						
at Iowa State						--DNP--						
LOUISIANA-LAFAYETTE						--DNP--						
at Xavier (La.)	14		1-9	1-6	0-0	0-1-1	0	1	0	0	0	3
OKLAHOMA	11		2-5	2-5	0-0	1-0-1	1	1	1	0	0	6
at St. Joseph's	12		4-9	2-5	0-0	0-2-2	0	0	0	0	0	10
SAMFORD						--DNP--						
vs. Coastal Carolina	14		2-6	1-4	0-0	1-3-4	0	2	1	0	0	5
vs. North Carolina	8		2-5	2-4	0-0	0-0-0	0	0	0	0	0	6
at Elon	18		5-11	4-10	0-0	0-3-3	2	3	2	0	1	14
ALABAMA STATE	23		6-15	5-13	6-6	0-1-1	1	2	0	0	1	23
TENNESSEE	11		0-4	0-3	0-0	0-1-1	0	0	0	0	0	0
at Florida	17		2-9	2-7	0-0	1-1-2	0	0	0	0	0	6
at Alabama	7		0-0	0-0	0-0	0-0-0	1	0	1	0	1	0
MISSISSIPPI STATE	17		6-11	4-9	0-0	0-0-0	2	0	2	1	1	16
at Vanderbilt	5		0-1	0-0	0-0	0-0-0	1	0	1	0	0	0
TEXAS AGM	8		1-2	1-2	0-0	0-0-0	0	0	0	0	0	3
at Missouri	17		3-8	2-5	2-2	0-0-0	2	0	0	0	2	10
at Ole Miss	17		0-8	0-5	0-0	1-1-2	0	0	1	0	0	0
GEORGIA	15		0-4	0-1	0-0	1-1-2	0	0	1	0	1	0
KENTUCKY	16		2-8	1-5	0-0	0-1-1	0	0	0	0	2	5
at Arkansas	4		0-2	0-2	0-0	0-0-0	1	0	0	0	0	0
at Tennessee						--DNP--						
ALABAMA	18		4-8	1-4	2-2	1-2-3	1	0	3	0	1	11
MISSOURI	6		0-3	0-1	0-0	0-0-0	0	0	0	0	0	0
SOUTH CAROLINA	8		0-2	0-1	0-0	0-1-1	0	1	1	0	0	0
at LSU	11		1-4	0-2	0-0	0-0-0	1	0	2	0	1	2

MOORE'S CAREER STATISTICS

Season	gp-gs	min/avg	Total		3-Point		F-Throws		Rebounds				Scoring							
			fg-fga	pct	fg-fga	pct	ft-fta	pct	off	def	tot	avg	pf	fo	ast	to	blk	stl	pts	avg
2018-19	22-0	276/12.5	41-134	.306	28-94	.298	10-10	1.000	6	18	24	1.1	13	0	10	16	1	11	120	5.5
TOTAL	22-0	276/12.5	41-134	.306	28-94	.298	10-10	1.000	6	18	24	1.1	13	0	10	16	1	11	120	5.5



Erica SANDERS

#3

Senior • Guard • 5-10

San Antonio, Texas

Johnson HS

- Made first start of season and second of career vs. Texas A&M (1/24); scored 6 points and had 3 rebounds
- Hit first career 3-pointer to beat 3rd-quarter buzzer in huge comeback win at Vanderbilt (1/17)
- Scored 6 points on 3-3 FG at Alabama (1/10)
- Had 6 rebounds, 3 steals vs. Alabama State (12/29)
- Returned to action vs. North Carolina (12/20); hit two free throws in overtime
- Missed first nine games with knee injury suffered in preseason
- Career-high 6 steals along with 6 points in win over Louisiana Tech (11/19/17)
- Scored career-high 9 points in win over Ole Miss (1/8/17)
- Hit go-ahead jumper with 50 seconds left in comeback win over Indiana (11/27/16)

SEASON HIGHS

Points	6	2x; last vs. Texas A&M	1/24/19
Rebounds	6	vs. Alabama State	12/29/18
Assists	3	vs. Mississippi State	1/14/19
Blocks	1	vs. Mississippi State	1/14/19
Steals	4	2x; last at LSU	3/3/19
Field Goals	3	2x; last vs. Texas A&M	1/24/19
Field Goal Attempts	4	2x; last vs. Texas A&M	1/24/19
3-Point Field Goals	1	at Vanderbilt	1/17/19
3-Point FG Attempts	1	at Vanderbilt	1/17/19
Free Throws	2	2x; last vs. Georgia	2/3/19
Free Throw Attempts	2	2x; last vs. Georgia	2/3/19

Opponent	Start	Min.	FG-A	3PT-A	FT-A	O-D-T	PF	Ast.	TO	Blk.	St.	Pts.
GRAMBLING STATE						--DNP--						
NICHOLLS STATE						--DNP--						
at New Mexico						--DNP--						
at Iowa State						--DNP--						
LOUISIANA-LAFAYETTE						--DNP--						
at Xavier (La.)						--DNP--						
OKLAHOMA						--DNP--						
at St. Joseph's						--DNP--						
SAMFORD						--DNP--						
vs. Coastal Carolina						--DNP--						
vs. North Carolina		11	0-0	0-0	2-2	1-2-3	4	0	1	0	0	2
at Elon		3	0-0	0-0	0-0	0-0-0	0	0	0	0	0	0
ALABAMA STATE		11	0-0	0-0	0-0	4-2-6	1	1	1	0	3	0
TENNESSEE		14	0-1	0-0	0-0	1-1-2	3	1	0	0	0	0
at Florida		14	0-1	0-0	0-0	0-1-1	1	0	0	0	1	0
at Alabama		21	3-3	0-0	0-0	0-0-0	3	1	0	0	2	6
MISSISSIPPI STATE		23	0-0	0-0	0-0	0-1-1	3	3	0	1	0	0
at Vanderbilt		17	2-4	1-1	0-0	0-0-0	4	0	0	0	0	5
TEXAS A&M		* 29	3-4	0-0	0-0	1-3-4	3	1	0	0	0	6
at Missouri		* 26	0-2	0-0	0-0	1-2-3	4	1	1	0	1	0
at Ole Miss		12	0-1	0-0	0-0	0-1-1	2	2	0	0	0	0
GEORGIA		29	1-2	0-0	2-2	0-2-2	1	2	1	0	4	4
KENTUCKY		23	2-3	0-0	0-0	0-3-3	2	2	0	0	1	4
at Arkansas		18	1-2	0-0	0-0	1-1-2	4	0	2	0	0	2
at Tennessee		12	0-3	0-1	0-0	0-2-2	2	1	0	0	1	0
ALABAMA		5	0-1	0-0	0-0	1-1-2	2	0	1	0	1	0
MISSOURI		16	1-2	0-0	0-0	0-0-0	0	1	0	0	1	2
SOUTH CAROLINA		17	0-1	0-0	0-0	0-0-0	3	1	0	0	1	0
at LSU		14	0-0	0-0	0-0	0-0-0	2	2	0	0	4	0

CAREER HIGHS

Points	9	vs. Ole Miss	1/8/17
Rebounds	7	at Arkansas	2/26/17
Assists	5	vs. Tennessee	1/19/17
Blocks	1	4x; last vs. Mississippi State	1/14/19
Steals	6	vs. Louisiana Tech	11/19/17
Field Goals	4	5x; last vs. ULM	11/29/17
Field Goal Attempts	11	vs. Missouri	2/21/16
3-Point Field Goals	1	at Vanderbilt	1/17/19
3-Point FG Attempts	1	10x; last at Vanderbilt	1/17/19
Free Throws	4	vs. St. John's	3/18/16
Free Throw Attempts	4	3x; last at Virginia Tech	11/13/17

SANDERS' CAREER STATISTICS

Season	gp-gs	min/avg	Total		3-Point		F-Throws		Rebounds				Scoring							
			fg-fga	pct	fg-fga	pct	ft-fta	pct	off	def	tot	avg	pf	fo	ast	to	blk	stl	pts	avg
2015-16	33-0	569/17.2	40-103	.388	0-7	.000	15-20	.750	39	46	85	2.6	88	2	30	33	0	33	95	2.9
2016-17	29-1	566/19.5	28-78	.359	0-1	.000	9-12	.750	45	45	90	3.1	78	3	35	21	5	42	65	2.2
2017-18	20-0	307/15.4	14-33	.424	0-1	.000	4-6	.667	12	12	24	1.2	38	0	8	22	0	31	32	1.6
2018-19	19-2	315/16.6	13-30	.433	1-2	.500	4-4	1.000	10	22	32	1.7	44	0	19	7	1	20	31	1.6
TOTAL	101-3	1757/17.4	95-244	.389	1-11	.091	32-42	.762	106	125	231	2.3	248	5	92	83	6	126	223	2.2



Abigayle JACKSON

#4

Sophomore • Forward • 6-3

Little Rock, Ark.

Little Rock Central HS

- Had best game of season in regular-season finale at LSU with 9 points, 6 rebounds in 19 minutes (3/3)
- Scored 6 points on 3-3 shooting at XULA (11/28)
- Had 4 points, 5 rebounds in season-opener vs. Grambling (11/6)
- Played in 28 of 29 games as a freshman; started final 12 games of season
- Averaged 2.0 points, 1.7 rebounds as freshman; led team with 22 blocks (0.8/game)
- Made first collegiate start at LSU (1/18), had 4 points, 4 rebounds and 3 steals in 19 minutes of action
- Career-high 13 points, 3 steals at Texas A&M (2/4); played career-high 26 minutes
- Ranked as No. 1 player in state of Arkansas in class of 2017

SEASON HIGHS

Points	9	at LSU	3/3/19
Rebounds	6	2x; last at LSU	3/3/19
Assists	1	4x; last vs. Samford	12/16/18
Blocks	3	vs. UL-Lafayette	11/25/18
Steals	2	at XULA	11/28/18
Field Goals	4	at LSU	3/3/19
Field Goal Attempts	7	at LSU	3/3/19
3-Point Field Goals	1	vs. UL-Lafayette	11/25/18
3-Point FG Attempts	2	vs. UL-Lafayette	11/25/18
Free Throws	2	vs. Nicholls State	11/9/18
Free Throw Attempts	2	2x; last at LSU	3/3/19

Opponent	Start	Min.	FG-A	3PT-A	FT-A	O-D-T	PF	Ast.	TO	Blk.	St.	Pts.
GRAMBLING STATE		10	2-2	0-0	0-0	3-2-5	2	1	0	1	0	4
NICHOLLS STATE		16	2-3	0-0	2-2	4-2-6	1	1	3	0	0	6
at New Mexico		4	1-1	0-0	0-0	0-0-0	3	0	0	0	0	2
at Iowa State		4	1-3	0-1	0-0	0-1-1	2	0	0	0	0	2
LOUISIANA-LAFAYETTE		14	2-4	1-2	0-0	0-4-4	2	1	0	3	0	5
at Xavier (La.)		9	3-3	0-0	0-0	1-0-1	0	0	1	2	2	6
OKLAHOMA		9	0-1	0-0	0-0	1-3-4	2	0	0	0	0	0
at St. Joseph's		5	0-1	0-0	0-0	1-1-2	2	0	0	0	0	0
SAMFORD		8	0-2	0-0	0-0	0-1-1	1	1	0	0	0	0
vs. Coastal Carolina		9	1-1	0-0	1-1	1-1-2	5	0	1	0	0	3
vs. North Carolina		2	0-1	0-0	0-0	0-0-0	2	0	1	0	0	0
at Elon		13	3-4	0-0	0-0	0-1-1	4	0	1	1	0	6
ALABAMA STATE		13	2-5	0-0	1-1	1-2-3	4	0	0	2	1	5
TENNESSEE		4	0-1	0-0	0-0	0-1-1	0	0	1	1	0	0
at Florida		4	0-1	0-0	0-0	0-0-0	3	0	1	0	0	0
at Alabama		7	1-1	0-0	1-1	0-0-0	1	0	2	1	1	3
MISSISSIPPI STATE		14	0-0	0-0	0-0	0-0-0	2	0	2	0	1	0
at Vanderbilt		3	0-0	0-0	0-0	0-0-0	1	0	0	0	0	0
TEXAS A&M		7	0-0	0-0	0-0	0-0-0	2	0	0	0	1	0
at Missouri						--DNP--						
at Ole Miss		1	0-0	0-0	0-0	0-0-0	0	0	0	0	0	0
GEORGIA						--DNP--						
KENTUCKY						--DNP--						
at Arkansas		8	1-3	0-0	0-0	1-2-3	1	0	1	1	0	2
at Tennessee		9	1-1	0-0	0-0	0-1-1	5	0	2	1	0	2
ALABAMA		15	2-3	0-1	0-0	1-1-2	4	0	0	1	1	4
MISSOURI		6	0-2	0-1	0-0	1-0-1	1	0	1	0	1	0
SOUTH CAROLINA		12	1-1	0-0	0-0	0-1-1	4	0	1	0	1	2
at LSU		19	4-7	0-1	1-2	1-5-6	5	0	1	1	1	9

CAREER HIGHS

Points	13	at Texas A&M	2/4/18
Rebounds	7	vs. ULM	11/29/17
Assists	1	3x; last vs. Nicholls State	11/9/18
Blocks	3	3x; last vs. UL-Lafayette	11/25/18
Steals	3	2x; last at Texas A&M	2/4/18
Field Goals	5	2x; last at Texas A&M	2/4/18
Field Goal Attempts	11	at Texas A&M	2/4/18
3-Point Field Goals	1	3x; last vs. UL-Lafayette	11/25/18
3-Point FG Attempts	5	vs. Vanderbilt	2/12/18
Free Throws	3	at Texas A&M	2/4/18
Free Throw Attempts	5	at Texas A&M	2/4/18

JACKSON'S CAREER STATISTICS

Season	gp-gs	min/avg	Total		3-Point		F-Throws		Rebounds				Scoring							
			fg-fga	pct	fg-fga	pct	ft-fa	pct	off	def	tot	avg	pf	fo	ast	to	blk	stl	pts	avg
2017-18	28-11	270/9.6	23-59	.390	3-24	.125	8-15	.533	14	34	48	1.7	47	1	1	16	22	10	57	2.0
2018-19	26-0	225/8.7	27-51	.529	1-6	.167	6-7	.857	16	29	45	1.7	59	3	4	19	15	10	61	2.3
TOTAL	54-11	495/9.2	50-110	.455	4-30	.133	14-22	.636	30	63	93	1.7	106	4	5	35	37	20	118	2.2



Emari JONES

#5

Senior • Guard • 6-2

Chicago, Ill.

Shawnee CC / Wheaton North HS

• Out for season after suffering knee injury vs. Alabama State (12/29)

- Scored 16 points and hit four 3-pointers in back-to-back games vs. XULA (11/28) and Oklahoma (12/2)
- Career-high 10 rebounds vs. UL-Lafayette (11/25)
- Played career-high 39 minutes at Iowa State, scored 15 points and matched career-high with 4 3-pointers (11/13)
- Played in all 29 games as a junior, starting 16; averaged 5.0 points, 3.2 rebounds in 22.8 minutes
- Tied for second on the team with 29 3-pointers as a junior; shot 29.6% (29-98)
- Career-high 18 points on 6-11 shooting (4-6 3FG) vs. Florida (12/31); matched previous career high (11) by halftime
- Transferred to Auburn from Shawnee CC in Ullin, Ill.; led Shawnee to 30-3 record and conference title as a freshman in 2015-16
- Scored 746 total points as JUCO freshman, which led the nation; scoring average was third nationally

SEASON HIGHS

Points	16	3x; last vs. Coastal Carolina	12/18/18
Rebounds	10	vs. UL-Lafayette	11/25/18
Assists	3	3x; last at Iowa State	11/13/18
Blocks	1	3x; last vs. North Carolina	12/20/18
Steals	3	vs. Coastal Carolina	12/18/18
Field Goals	6	3x; last vs. Oklahoma	12/2/18
Field Goal Attempts	15	vs. Nicholls State	11/9/18
3-Point Field Goals	4	4x; last vs. Coastal Carolina	12/18/18
3-Point FG Attempts	11	vs. Coastal Carolina	12/18/18
Free Throws	3	at Iowa State	11/13/18
Free Throw Attempts	4	at Iowa State	11/13/18

Opponent	Start	Min.	FG-A	3PT-A	FT-A	O-D-T	PF	Ast.	TO	Blk.	St.	Pts.
GRAMBLING STATE	*	28	5-13	3-9	0-0	3-5-8	1	3	3	0	2	13
NICHOLLS STATE	*	31	6-15	1-5	2-2	3-5-8	1	3	2	1	2	15
at New Mexico	*	24	2-10	1-8	0-0	1-1-2	2	2	6	0	1	5
at Iowa State	*	39	4-9	4-8	3-4	3-4-7	4	3	2	0	1	15
LOUISIANA-LAFAYETTE	*	37	3-9	1-4	1-1	5-5-10	3	2	3	0	1	8
at Xavier (La.)	*	31	6-12	4-6	0-0	1-3-4	3	2	2	1	1	16
OKLAHOMA	*	35	6-11	4-9	0-0	0-3-3	2	1	2	0	2	16
at St. Joseph's	*	33	2-4	0-0	0-1	1-2-3	0	1	0	0	0	4
SAMFORD	*	29	2-5	2-3	2-2	0-2-2	3	0	3	0	1	8
vs. Coastal Carolina	*	37	5-13	4-11	2-2	4-2-6	2	0	0	0	3	16
vs. North Carolina	*	38	3-12	1-8	0-0	3-0-3	0	1	2	1	2	7
at Elon	*	22	2-4	1-2	0-0	2-1-3	2	2	1	0	1	5
ALABAMA STATE	*	2	0-1	0-1	0-0	1-0-1	0	0	1	0	0	0
TENNESSEE						--DNP--						
at Florida						--DNP--						
at Alabama						--DNP--						
MISSISSIPPI STATE						--DNP--						
at Vanderbilt						--DNP--						
TEXAS A&M						--DNP--						
at Missouri						--DNP--						
at Ole Miss						--DNP--						
GEORGIA						--DNP--						
KENTUCKY						--DNP--						
at Arkansas						--DNP--						
at Tennessee						--DNP--						
ALABAMA						--DNP--						
MISSOURI						--DNP--						
SOUTH CAROLINA						--DNP--						
at LSU						--DNP--						

CAREER HIGHS

Points	18	vs. Florida	12/31/17
Rebounds	10	vs. UL-Lafayette	11/25/18
Assists	4	at Ole Miss	2/16/17
Blocks	2	at LSU	1/18/18
Steals	3	4x; last vs. Coastal Carolina	12/18/18
Field Goals	6	4x; last vs. Oklahoma	12/2/18
Field Goal Attempts	15	vs. Nicholls State	11/9/18
3-Point Field Goals	4	5x; last vs. Coastal Carolina	12/18/18
3-Point FG Attempts	11	vs. Coastal Carolina	12/18/18
Free Throws	4	vs. Alabama	1/28/18
Free Throw Attempts	5	at Missouri	1/26/17

JONES' CAREER STATISTICS (at Auburn)

Season	gp-gs		min/avg		Total		3-Point		F-Throws		Rebounds				Scoring										
	gp	gs	min	avg	fg	fga	pct	fg	fga	ft	fta	pct	off	def	tot	avg	pf	fo	ast	to	blk	stl	pts	avg	
2016-17	31	0	278	9.0	25	76	.329	11	42	.262	23	30	.767	16	24	40	1.3	28	0	13	18	2	12	84	2.7
2017-18	29	16	660	22.8	49	146	.336	29	98	.296	19	24	.792	41	52	93	3.2	75	4	16	39	2	32	146	5.0
2018-19	13	13	384	29.5	46	118	.390	26	74	.351	10	12	.833	26	33	59	4.5	23	0	20	27	3	17	128	9.8
TOTAL	73	29	1322	18.1	120	340	.353	66	214	.308	52	66	.788	83	109	192	2.6	126	4	49	84	7	61	358	4.9



Kiyae' WHITE

#10

Redshirt Freshman • Forward • 6-2

Macungie, Pa.

Emmaus HS

- Career-high 5 rebounds vs. Alabama (2/17) and Missouri (2/24)
- Scored 4 points at St. Joseph's, including a steal and fast-break basket to cap a 9-0 Auburn run in 4th quarter (12/6)
- Season-high 5 points in 12 minutes vs. Samford; also matched season-high with 4 rebounds (12/12)
- Made first collegiate appearance vs. Grambling (11/6); had 3 points, 4 rebounds in 12 minutes of action
- Redshirted 2017-18 season due to injury
- Ranked as No. 20 forward nationally out of high school
- Three brothers all played football at West Virginia; brother, Kevin White, plays for Chicago Bears

SEASON/CAREER HIGHS

Points	5	vs. Samford	12/16/18
Rebounds	5	2x; last vs. Missouri	2/24/19
Assists	2	4x; last at Ole Miss	1/31/19
Blocks	1	at Ole Miss	1/31/19
Steals	1	2x; last vs. Coastal Carolina	12/18/18
Field Goals	2	4x; last vs. Alabama	2/17/19
Field Goal Attempts	4	vs. Alabama State	12/29/18
3-Point Field Goals			
3-Point FG Attempts			
Free Throws	2	2x; last vs. Missouri	2/24/19
Free Throw Attempts	4	vs. Missouri	2/24/19

Opponent	Start	Min.	FG-A	3PT-A	FT-A	O-D-T	PF	Ast.	TO	Blk.	St.	Pts.
GRAMBLING STATE		12	1-2	0-0	1-2	2-2-4	1	2	1	0	0	3
NICHOLLS STATE		11	1-3	0-0	0-0	0-0-0	1	2	1	0	0	2
at New Mexico		1	0-1	0-0	0-0	1-0-1	0	0	0	0	0	0
at Iowa State		2	0-0	0-0	0-0	0-0-0	0	0	0	0	0	0
LOUISIANA-LAFAYETTE		6	0-1	0-0	0-0	0-0-0	0	0	1	0	0	0
at Xavier (La.)		14	0-3	0-0	0-0	2-1-3	2	2	1	0	0	0
OKLAHOMA		3	1-2	0-0	0-0	1-0-1	1	0	0	0	0	2
at St. Joseph's		10	2-3	0-0	0-0	2-2-4	2	0	0	0	1	4
SAMFORD		12	2-3	0-0	1-1	2-2-4	1	0	0	0	0	5
vs. Coastal Carolina		3	1-2	0-0	0-0	0-0-0	1	0	0	0	1	2
vs. North Carolina						--DNP--						
at Elon		8	0-1	0-0	0-0	1-2-3	2	0	1	0	0	0
ALABAMA STATE		11	1-4	0-0	2-3	3-1-4	2	0	0	0	0	4
TENNESSEE						--DNP--						
at Florida		1	0-0	0-0	0-0	0-0-0	2	0	0	0	0	0
at Alabama		1	0-0	0-0	0-0	0-0-0	0	0	0	0	0	0
MISSISSIPPI STATE		12	0-0	0-0	0-0	0-1-1	2	0	1	0	0	0
at Vanderbilt		0+	0-0	0-0	0-0	0-0-0	0	0	0	0	0	0
TEXAS A&M						--DNP--						
at Missouri		8	1-1	0-0	1-2	1-1-2	1	0	0	0	0	3
at Ole Miss		8	2-3	0-0	0-0	1-1-2	0	2	0	1	0	4
GEORGIA		2	0-0	0-0	0-0	0-0-0	0	0	0	0	0	0
KENTUCKY		4	0-1	0-0	0-0	2-1-3	0	0	1	0	0	0
at Arkansas		6	0-0	0-0	0-0	0-0-0	0	0	1	0	0	0
at Tennessee		4	0-0	0-0	0-0	0-1-1	0	0	1	0	0	0
ALABAMA		16	2-3	0-0	0-0	2-3-5	0	0	1	0	0	4
MISSOURI		16	0-3	0-0	2-4	2-3-5	3	1	0	0	0	2
SOUTH CAROLINA		7	0-0	0-0	0-0	0-2-2	2	0	0	0	0	0
at LSU		7	0-1	0-0	1-2	1-3-4	1	0	0	0	0	1

WHITE'S CAREER STATISTICS

Season	gp-gs	min/avg	Total		3-Point		F-Throws		Rebounds				Scoring							
			fg-fga	pct	fg-fga	pct	ft-fta	pct	off	def	tot	avg	pf	fo	ast	to	blk	stl	pts	avg
2018-19	26-0	186/7.2	14-37	.378	0-0	.000	8-14	.571	23	26	49	1.9	25	0	9	10	1	2	36	1.4
TOTAL	26-0	186/7.2	14-37	.378	0-0	.000	8-14	.571	23	26	49	1.9	25	0	9	10	1	2	36	1.4



Unique THOMPSON

#20

Sophomore • Forward • 6-3

Theodore, Ala.

****2018 SEC All-Freshman Team****

Faith Academy

• 2018-19 Preseason All-SEC; 2018 SEC All-Freshman Team

- Has 12 double-doubles this season, 19 in her career (8th all-time at Auburn)
- Is third player in Auburn history with 500 rebounds in first two seasons
- Season-high 21 points along with 18 rebounds while playing career-high 43 minutes in OT win over North Carolina (12/20)
- Career-high 19 rebounds with 19 points for second double-double of season at New Mexico (11/9)
- Started 27 games as a freshman; was Auburn's third-leading scorer with 11.5 points/game
- Led Auburn and all SEC freshmen with 8.4 rebounds/game; seventh-best among all SEC players
- Had 7 double-doubles as freshman, tying DeWanna Bonner for the Auburn freshman record
- Her 29 points at UL-Lafayette were 2nd most ever by Auburn freshman, most since Becky Jackson had 38 in 1980

SEASON HIGHS

Points	21	vs. North Carolina	12/20/18
Rebounds	19	at New Mexico	11/11/18
Assists	4	at St. Joseph's	12/6/18
Blocks	3	vs. Alabama State	12/29/18
Steals	4	3x; last vs. Georgia	2/3/19
Field Goals	10	vs. North Carolina	12/20/18
Field Goal Attempts	18	vs. North Carolina	12/20/18
3-Point Field Goals			
3-Point FG Attempts			
Free Throws	10	at Ole Miss	1/31/19
Free Throw Attempts	12	at Ole Miss	1/31/19

Opponent	Start	Min.	FG-A	3PT-A	FT-A	O-D-T	PF	Ast.	TO	Blk.	St.	Pts.
GRAMBLING STATE	*	27	5-8	0-0	4-6	3-10-13	4	1	2	2	1	14
NICHOLLS STATE	*	24	3-7	0-0	0-0	1-9-10	4	1	3	2	4	6
at New Mexico	*	35	7-13	0-0	5-7	8-11-19	1	0	4	1	1	19
at Iowa State	*	36	7-11	0-0	5-9	4-10-14	3	2	2	2	1	19
LOUISIANA-LAFAYETTE	*	31	7-12	0-0	2-5	3-10-13	3	0	4	1	4	16
at Xavier (La.)	*	24	6-10	0-0	3-4	3-5-8	2	0	1	1	3	15
OKLAHOMA	*	30	4-7	0-0	6-8	5-12-17	1	3	3	0	1	14
at St. Joseph's	*	34	5-10	0-0	2-4	2-4-6	2	4	2	0	2	12
SAMFORD	*	23	2-7	0-0	1-2	0-6-6	0	0	1	1	3	5
vs. Coastal Carolina	*	21	5-7	0-0	1-3	7-0-7	5	0	1	0	0	11
vs. North Carolina	*	43	10-18	0-0	1-3	11-7-18	2	1	1	1	3	21
at Elon	*	25	6-7	0-0	2-2	3-3-6	1	2	3	0	0	14
ALABAMA STATE	*	20	2-3	0-0	2-2	4-4-8	2	2	1	3	3	6
TENNESSEE	*	36	8-15	0-0	3-4	7-5-12	2	2	1	1	2	19
at Florida	*	31	4-6	0-0	0-0	3-6-9	2	1	5	0	2	8
at Alabama	*	34	6-7	0-0	0-4	3-6-9	1	1	3	0	1	12
MISSISSIPPI STATE	*	22	0-0	0-0	2-2	1-3-4	4	0	3	0	0	2
at Vanderbilt	*	36	8-13	0-0	0-3	5-8-13	3	0	1	1	2	16
TEXAS A&M	*	33	4-7	0-0	0-0	4-6-10	2	0	3	0	2	8
at Missouri	*	32	3-7	0-0	0-2	3-4-7	1	2	0	0	1	6
at Ole Miss	*	31	5-8	0-0	10-12	2-10-12	2	2	0	1	2	20
GEORGIA	*	43	6-10	0-0	2-5	5-4-9	3	0	2	1	4	14
KENTUCKY	*	36	7-11	0-0	6-10	2-4-6	3	0	5	0	1	20
at Arkansas	*	34	4-12	0-0	5-6	4-8-12	1	3	3	1	2	13
at Tennessee	*	36	6-10	0-0	0-2	6-7-13	2	1	1	1	0	12
ALABAMA	*	24	3-5	0-0	1-2	4-2-6	3	1	3	0	3	7
MISSOURI	*	24	4-5	0-0	1-1	5-3-8	2	1	1	0	1	9
SOUTH CAROLINA	*	33	3-8	0-0	5-9	9-2-11	3	1	2	0	0	11
at LSU	*	33	2-6	0-0	5-6	6-4-10	4	1	0	0	2	9

CAREER HIGHS

Points	29	at Louisiana-Lafayette	12/8/17
Rebounds	19	at New Mexico	11/11/18
Assists	4	at St. Joseph's	12/6/18
Blocks	6	vs. Louisiana Tech	11/19/17
Steals	4	3x; last vs. Georgia	2/3/19
Field Goals	11	2x; last vs. Texas A&M	1/7/18
Field Goal Attempts	18	vs. North Carolina	12/20/18
3-Point Field Goals			
3-Point FG Attempts			
Free Throws	10	at Ole Miss	1/31/19
Free Throw Attempts	12	at Ole Miss	1/31/19

THOMPSON'S CAREER STATISTICS

Season	gp-gs	min/avg	Total		3-Point		F-Throws		Rebounds				Scoring							
			fg-fga	pct	fg-fga	pct	ft-fga	pct	off	def	tot	avg	pf	fo	ast	to	blk	stl	pts	avg
2017-18	27-26	811/30.0	131-271	.483	0-0	.000	49-87	.563	112	115	227	8.4	63	0	28	66	21	32	311	11.5
2018-19	29-29	890/30.7	142-250	.568	0-0	.000	74-123	.602	123	173	296	10.2	68	1	32	61	20	51	358	12.3
TOTAL	56-55	1701/30.4	273-521	.524	0-0	.000	123-210	.586	235	288	523	9.3	131	1	60	127	41	83	669	11.9



Crystal PRIMM

#23

Redshirt Junior • Guard • 5-11

West Palm Beach, Fla.

Oxbridge Academy / Duke

- Hit game-tying layup to force OT, then made 4 straight FTs in OT to clinch 59-58 win over Georgia; also had career-high 9 rebounds (2/3)
- Led Auburn with 17 points and career-high 7 rebounds in win at Elon (12/22)
- Career-high 18 points on 9-12 shooting in OT win over North Carolina (12/20)
- 14 points, 6 rebounds, 8-10 FTs - all in second half - vs. Coastal Carolina (12/18)
- Career-high 5 steals along with 8 points, 4 rebounds, 4 assists vs. Nicholls State (11/9)
- Scored 15 points in 22 minutes in Auburn debut vs. Grambling (11/6)
- Enrolled at Auburn in summer of 2017; redshirted 2017-18 season after transferring from Duke
- Played in 33 games off the bench as sophomore at Duke; averaged 2.5 points, 1.6 rebounds
- Started 14 games as freshman, averaging 4.6 points, 2.6 rebounds; career-high 15 points at Kentucky

SEASON HIGHS

Points	18	vs. North Carolina	12/20/18
Rebounds	9	vs. Georgia	2/3/19
Assists	5	vs. Kentucky	2/7/19
Blocks	1	5x; last at Missouri	1/27/19
Steals	7	vs. Mississippi State	1/14/19
Field Goals	9	vs. North Carolina	12/20/18
Field Goal Attempts	17	vs. Georgia	2/3/19
3-Point Field Goals	1	5x; last vs. Alabama	1/10/19
3-Point FG Attempts	8	vs. Coastal Carolina	12/18/18
Free Throws	10	vs. Coastal Carolina	12/18/18

Opponent	Start	Min.	FG-A	3PT-A	FT-A	O-D-T	PF	Ast.	TO	Blk.	St.	Pts.
GRAMBLING STATE	*	22	6-8	0-1	3-3	4-0-4	5	0	4	0	0	15
NICHOLLS STATE	*	27	4-9	0-1	0-0	2-2-4	2	4	3	0	5	8
at New Mexico	*	32	3-7	0-0	4-4	2-4-6	2	1	1	0	1	10
at Iowa State	*	34	3-7	0-1	1-2	0-1-1	2	0	2	1	0	7
LOUISIANA-LAFAYETTE	*	24	4-8	0-1	1-1	0-2-2	4	1	3	0	2	9
at Xavier (La.)	*	24	0-1	0-0	4-6	1-1-2	3	1	1	0	1	4
OKLAHOMA	*	26	6-11	0-0	2-3	2-1-3	4	1	2	1	3	14
at St. Joseph's	*	27	5-6	0-0	4-4	1-3-4	0	2	2	0	1	14
SAMFORD	*	20	3-8	0-0	3-4	1-1-2	1	2	3	1	2	9
vs. Coastal Carolina	*	25	3-8	0-0	8-10	2-4-6	3	1	3	0	2	14
vs. North Carolina	*	30	9-12	0-0	0-0	4-2-6	2	0	4	1	4	18
at Elon	*	26	7-10	0-0	3-3	5-2-7	2	2	1	0	2	17
ALABAMA STATE	*	24	3-4	0-0	6-8	2-2-4	1	2	1	0	3	12
TENNESSEE	*	31	6-10	0-0	4-6	3-2-5	4	2	2	0	1	16
at Florida	*	33	3-8	0-0	3-4	1-6-7	4	0	3	0	0	9
at Alabama	*	30	5-9	0-1	0-0	0-3-3	3	4	5	0	1	10
MISSISSIPPI STATE	*	33	6-15	0-0	2-7	1-0-1	2	1	2	0	7	14
at Vanderbilt	*	38	3-6	0-0	2-3	3-1-4	3	4	2	0	4	8
TEXAS A&M	*	32	3-12	0-0	4-5	2-2-4	4	1	3	0	4	10
at Missouri	*	31	6-10	0-0	0-2	1-3-4	3	1	2	1	2	12
at Ole Miss	*	20	4-12	0-0	3-4	4-2-6	4	1	4	0	2	11
GEORGIA	*	38	4-17	0-0	5-6	4-5-9	2	0	5	0	0	13
KENTUCKY	*	35	3-7	0-0	5-7	0-2-2	4	5	3	0	6	11
at Arkansas	*	23	4-5	0-0	1-1	0-1-1	5	2	2	0	0	9
at Tennessee	*	25	2-9	0-0	0-0	3-1-4	1	2	3	0	0	4
ALABAMA	*	22	1-8	0-0	3-4	2-0-2	4	1	2	0	0	5
MISSOURI	*	25	2-6	0-0	1-3	0-1-1	2	0	1	0	1	5
SOUTH CAROLINA	*	25	6-10	0-0	2-2	0-0-0	4	0	0	0	0	14
at LSU	*	28	4-11	0-0	3-5	4-0-4	4	0	3	0	2	11

CAREER HIGHS (incl. 2 years @ Duke)

Points	18	vs. North Carolina	12/20/18
Rebounds	9	vs. Georgia	2/3/19
Assists	5	vs. Kentucky	2/7/19
Blocks	1	3x; last vs. Samford	12/16/18
Steals	7	vs. Mississippi State	1/14/19
Field Goals	9	vs. North Carolina	12/20/18
Field Goal Attempts	17	vs. Georgia	2/3/19
3-Point Field Goals	1	6x; last vs. Alabama	1/10/19
3-Point FG Attempts	8	vs. Coastal Carolina	12/18/18
Free Throws	10	vs. Coastal Carolina	12/18/18

PRIMM'S CAREER STATISTICS (at Auburn)

Season	gp-gs	min/avg	Total		3-Point		F-Throws		Rebounds				Scoring							
			fg-fga	pct	fg-fga	pct	ft-fta	pct	off	def	tot	avg	pf	fo	ast	to	blk	stl	pts	avg
2018-19	29-29	805/27.8	118-254	.465	0-5	.000	77-107	.720	54	54	108	3.7	84	2	41	72	5	56	313	10.8
TOTAL	29-29	805/27.8	118-254	.465	0-5	.000	77-107	.720	54	54	108	3.7	84	2	41	72	5	56	313	10.8



Erin HOWARD

#24

Freshman • Guard/Forward • 6-1

Madison, Wis.

Madison East HS

- Career-high 12 points on 5-6 shooting (2-2 3FG) in win over Missouri (2/24)
- Career-best 8 rebounds, 3 blocks in win at Arkansas (2/10)
- Returned to starting lineup at Ole Miss; had 8 points, 5 rebounds, 3 steals in career-high 37 minutes (1/31)
- Had career-high 5 assists, 3 steals in win at Alabama (1/10)
- Made first collegiate start vs. Tennessee (1/3); scored career-high 11 points in 33 minutes
- Career-high 7 rebounds; hit record-setting 14th Auburn 3-pointer in win at Elon (12/22)
- Hit first two career 3-pointers, including buzzer-beater at end of 3rd quarter, in win over New Mexico (11/11); finished with 8 points
- Averaged 17.4 points, 11.1 rebounds, 3.9 assists as high school senior
- First Auburn women's basketball player from state of Wisconsin

SEASON HIGHS

Points	12	vs. Missouri	2/24/19
Rebounds	8	at Arkansas	2/10/19
Assists	5	at Alabama	1/10/19
Blocks	3	at Arkansas	2/10/19
Steals	3	3x; last vs. Georgia	2/3/19
Field Goals	5	vs. Missouri	2/24/19
Field Goal Attempts	13	vs. Alabama State	12/29/18
3-Point Field Goals	3	vs. Tennessee	1/3/19
3-Point FG Attempts	9	vs. Alabama State	12/29/18
Free Throws	2	2x; last vs. Alabama	2/17/19
Free Throw Attempts	2	3x; last vs. Alabama	2/17/19

Opponent	Start	Min.	FG-A	3PT-A	FT-A	O-D-T	PF	Ast.	TO	Blk.	St.	Pts.
GRAMBLING STATE		11	1-4	0-2	0-0	2-1-3	1	1	0	0	2	2
NICHOLLS STATE		11	0-2	0-2	0-0	0-2-2	1	0	0	1	2	0
at New Mexico		20	2-4	2-3	2-2	0-1-1	2	1	1	1	0	8
at Iowa State		8	0-1	0-1	0-0	0-0-0	2	1	1	0	0	0
LOUISIANA-LAFAYETTE						--DNP--						
at Xavier (La.)		12	2-6	1-5	0-0	0-0-0	2	1	1	1	0	5
OKLAHOMA		11	2-4	0-1	0-0	2-2-4	1	3	0	0	1	4
at St. Joseph's		10	0-1	0-0	0-0	0-0-0	1	0	1	0	0	0
SAMFORD		12	0-3	0-2	0-0	0-0-0	0	1	1	1	0	0
vs. Coastal Carolina		14	2-4	0-2	0-0	1-3-4	2	0	0	0	0	4
vs. North Carolina		14	1-2	1-2	0-0	0-1-1	0	0	0	0	2	3
at Elon		18	2-5	2-4	0-0	2-5-7	2	3	1	2	0	6
ALABAMA STATE		29	2-13	1-9	0-0	2-5-7	3	2	1	2	2	5
TENNESSEE	*	33	4-8	3-7	0-0	3-1-4	3	0	0	0	1	11
at Florida	*	31	1-3	1-3	0-0	0-5-5	1	2	0	1	0	3
at Alabama	*	30	1-7	0-4	0-0	1-1-2	2	5	0	1	3	2
MISSISSIPPI STATE	*	15	0-0	0-0	0-0	0-0-0	2	0	0	0	0	0
at Vanderbilt	*	19	1-7	0-4	0-0	2-1-3	1	0	2	0	0	2
TEXAS A&M		15	0-2	0-1	0-0	0-3-3	0	2	0	0	1	0
at Missouri		15	0-2	0-1	0-0	1-0-1	1	0	0	0	1	0
at Ole Miss	*	37	3-5	1-3	1-2	2-3-5	3	2	1	0	3	8
GEORGIA	*	22	3-3	1-1	0-0	2-2-4	1	0	1	0	3	7
KENTUCKY	*	20	2-3	0-0	0-0	2-2-4	3	1	3	0	0	4
at Arkansas	*	30	3-9	1-5	0-0	2-6-8	0	3	1	3	2	7
at Tennessee	*	31	1-4	1-3	0-0	0-2-2	3	2	2	0	0	3
ALABAMA	*	24	0-5	0-2	2-2	1-4-5	4	1	0	0	0	2
MISSOURI	*	32	5-6	2-2	0-0	0-3-3	2	2	1	2	1	12
SOUTH CAROLINA	*	27	1-4	1-3	0-0	0-1-1	2	0	2	0	1	3
at LSU	*	19	1-1	0-0	0-0	0-4-4	3	0	2	1	0	2

HOWARD'S CAREER STATISTICS

Season	gp-gs	min/avg	Total		3-Point		F-Throws		Rebounds				Scoring							
			fg-fga	pct	fg-fga	pct	ft-fa	pct	off	def	tot	avg	pf	fo	ast	to	blk	stl	pts	avg
2018-19	28-14	577/20.6	40-118	.339	18-72	.250	5-6	.833	25	58	83	3.0	48	0	33	22	16	25	103	3.7
TOTAL	28-14	577/20.6	40-118	.339	18-72	.250	5-6	.833	25	58	83	3.0	48	0	33	22	16	25	103	3.7



Janiah McKAY

#33

Senior • Guard • 5-6

Gainesville, Fla.

2019 All-SEC Second Team

Gainesville HS

2019 SEC All-Defensive Team

- **2019 All-SEC Second Team & SEC All-Defensive Team**
- **2018 Preseason All-SEC Second Team**
- Auburn is 11-0 this season when McKay has at least 6 assists
- Season-high 23 points at Missouri (1/27)
- 16 points, 6 rebounds, 6 assist, 3 steals at Florida in front of hometown fans for the last time (1/6)
- Three straight 20-point games: 21 at St. Joseph's, 20 vs. Samford, 21 vs. Coastal Carolina; Auburn's leading scorer in each game
- Scored 21 points along with 4 steals and 4 assists at St. Joseph's; was 7-of-8 at FT line in 4th quarter to clinch win (12/6)
- Recorded second career double-double with 16 points, 10 assists in season-opener vs. Grambling (11/6)
- Matched career-high with 29 points along with 5 assists and 5 steals in win over Louisiana Tech (11/19); also had 29 vs. UT and Alabama in 2016-17

SEASON HIGHS

Points	23	at Missouri	1/27/19
Rebounds	5	2x; last at Iowa State	11/13/18
Assists	10	vs. Grambling	11/6/18
Blocks	2	vs. Grambling	11/6/18
Steals	5	vs. Georgia	2/3/19
Field Goals	9	2x; last at Missouri	1/27/19
Field Goal Attempts	20	at Missouri	1/27/19
3-Point Field Goals	3	at Iowa State	11/13/18
3-Point FG Attempts	5	2x; last at Vanderbilt	1/17/19
Free Throws	11	vs. South Carolina	2/28/19
Free Throw Attempts	14	vs. South Carolina	2/28/19

CAREER HIGHS

Points	29	3x; last vs. Louisiana Tech	11/19/17
Rebounds	8	vs. North Carolina A&T	11/16/17
Assists	13	vs. Ole Miss	1/8/17
Blocks	2	vs. Grambling	11/6/18
Steals	6	2x; last vs. Xavier (La.)	12/28/17
Field Goals	11	4x; last at Mississippi State	2/22/18
Field Goal Attempts	25	vs. Alabama	2/20/17
3-Point Field Goals	5	at Towson	12/20/15
3-Point FG Attempts	9	at Towson	12/20/15
Free Throws	12	vs. Arkansas	1/14/18
Free Throw Attempts	14	3x; last vs. South Carolina	2/28/19

Opponent	Start	Min.	FG-A	3PT-A	FT-A	O-D-T	PF	Ast.	TO	Blk.	St.	Pts.
GRAMBLING STATE	*	28	6-8	2-2	2-2	0-2-2	3	10	1	2	3	16
NICHOLLS STATE	*	31	5-12	0-2	4-4	0-3-3	4	7	2	0	3	14
at New Mexico	*	39	6-12	1-1	6-8	1-4-5	2	6	2	0	3	19
at Iowa State	*	36	5-14	3-5	1-2	0-5-5	4	3	4	0	1	14
LOUISIANA-LAFAYETTE	*	34	4-10	1-3	4-4	1-1-2	3	6	5	0	3	13
at Xavier (La.)	*	27	4-7	0-2	1-3	0-0-0	0	7	4	0	2	9
OKLAHOMA	*	29	3-11	0-2	0-0	1-0-1	4	1	1	0	1	6
at St. Joseph's	*	28	6-10	0-2	9-10	0-1-1	1	4	4	0	4	21
SAMFORD	*	26	6-12	1-2	7-8	1-3-4	0	4	2	0	4	20
vs. Coastal Carolina	*	33	7-13	0-4	7-9	0-2-2	1	4	5	0	1	21
vs. North Carolina	*	37	5-18	1-4	10-13	1-3-4	3	4	2	0	4	21
at Elon	*	24	6-8	1-2	0-0	1-2-3	1	4	1	0	1	13
ALABAMA STATE	*	18	0-6	0-0	7-7	0-1-1	2	3	0	0	2	7
TENNESSEE	*	30	2-11	1-3	5-6	1-0-1	2	2	3	0	2	10
at Florida	*	30	6-11	0-1	4-5	1-5-6	2	6	3	0	3	16
at Alabama	*	32	3-7	0-1	2-2	0-5-5	2	3	4	0	2	8
MISSISSIPPI STATE	*	30	3-14	0-3	0-1	1-2-3	3	3	1	0	2	6
at Vanderbilt	*	37	9-18	1-5	0-0	0-0-0	3	6	2	0	4	19
TEXAS A&M	*	34	6-16	1-4	4-4	1-0-1	3	3	3	0	2	17
at Missouri	*	36	9-20	1-2	4-8	1-2-3	3	1	1	0	1	23
at Ole Miss	*	29	2-7	1-3	1-2	1-1-2	3	6	2	0	1	6
GEORGIA	*	39	5-17	0-4	8-10	0-1-1	2	1	4	0	5	18
KENTUCKY	*	38	3-12	0-2	8-8	1-1-2	0	3	2	0	3	14
at Arkansas	*	34	4-6	0-0	5-6	0-3-3	5	6	0	0	1	13
at Tennessee	*	34	5-11	0-3	2-3	0-1-1	1	1	2	0	1	12
ALABAMA	*	23	4-8	2-2	1-2	1-4-5	2	6	2	0	0	11
MISSOURI	*	34	2-11	0-2	5-8	0-2-2	2	6	1	0	1	9
SOUTH CAROLINA	*	32	5-16	0-3	11-14	0-1-1	3	7	2	0	3	21
at LSU	*	29	1-8	0-0	1-2	0-0-0	2	1	1	0	2	3

McKAY'S CAREER STATISTICS

Season	gp-gs	min/avg	Total		3-Point		F-Throws		Rebounds				Scoring							
			fg-fga	pct	fg-fga	pct	ft-fga	pct	off	def	tot	avg	pf	fo	ast	to	blk	stl	pts	avg
2015-16	33-19	894/27.1	104-285	.365	28-100	.280	69-101	.683	17	48	65	2.0	72	1	76	119	4	43	305	9.2
2016-17	32-32	906/28.3	145-397	.365	14-63	.222	110-148	.743	11	50	61	1.9	63	1	109	73	0	43	414	12.9
2017-18	29-28	936/32.3	168-419	.401	14-57	.246	130-157	.828	14	87	101	3.5	62	2	129	96	1	68	480	16.6
2018-19	29-29	912/31.4	132-334	.395	17-69	.246	119-151	.788	14	55	69	2.4	66	1	124	66	2	65	400	13.8
TOTAL	123-108	3648/29.7	549-1435	.383	73-289	.253	428-557	.768	56	240	296	2.4	263	5	438	354	7	219	1599	13.0



Natalie KELLY

#35

Freshman • Forward • 6-3

Albany, La.

Albany HS

- Played 3 minutes in collegiate debut vs. Grambling; had 1 point, 1 rebound (11/6)
- Made first SEC appearance at Missouri (1/27)
- Ranked as No. 38 post player in nation, according to ESPN HoopGuriz
- Averaged 17.1 points, 12.1 rebounds, 3.3 steals as high school senior
- Set school record for single-season rebounds with 379 as a junior

SEASON/CAREER HIGHS

Points	2	vs. UL-Lafayette	11/25/18
Rebounds	3	2x; last vs. Alabama State	12/29/18
Assists			
Blocks	1	2x; last vs. Alabama State	12/29/18
Steals	1	2x; last vs. Alabama	2/17/19
Field Goals	1	vs. UL-Lafayette	11/25/18
Field Goal Attempts	2	vs. UL-Lafayette	11/25/18
3-Point Field Goals			
3-Point FG Attempts			
Free Throws	1	3x; last vs. Alabama State	12/29/18
Free Throw Attempts	2	4x; last vs. Alabama State	12/29/18

Opponent	Start	Min.	FG-A	3PT-A	FT-A	O-D-T	PF	Ast.	TO	Blk.	St.	Pts.
GRAMBLING STATE		3	0-0	0-0	1-2	1-0-1	0	0	3	0	0	1
NICHOLLS STATE						--DNP--						
at New Mexico						--DNP--						
at Iowa State						--DNP--						
LOUISIANA-LAFAYETTE	4		1-2	0-0	0-2	0-0-0	0	0	0	1	0	2
at Xavier (La.)	7		0-1	0-0	1-2	0-0-0	1	0	1	0	1	1
OKLAHOMA	1		0-0	0-0	0-0	0-0-0	0	0	0	0	0	0
at St. Joseph's	1		0-0	0-0	0-0	0-0-0	0	0	0	0	0	0
SAMFORD	10		0-1	0-0	0-0	1-2-3	1	0	1	0	0	0
vs. Coastal Carolina	8		0-0	0-0	0-0	0-1-1	0	0	2	0	0	0
vs. North Carolina						--DNP--						
at Elon	3		0-0	0-0	0-0	0-0-0	0	0	0	0	0	0
ALABAMA STATE	8		0-0	0-0	1-2	3-0-3	1	0	1	1	0	1
TENNESSEE						--DNP--						
at Florida						--DNP--						
at Alabama						--DNP--						
MISSISSIPPI STATE						--DNP--						
at Vanderbilt						--DNP--						
TEXAS A&M						--DNP--						
at Missouri	1		0-0	0-0	0-0	0-0-0	0	0	0	0	0	0
at Ole Miss	1		0-0	0-0	0-0	0-0-0	1	0	0	0	0	0
GEORGIA						--DNP--						
KENTUCKY						--DNP--						
at Arkansas						--DNP--						
at Tennessee						--DNP--						
ALABAMA	2		0-1	0-0	0-0	0-1-1	0	0	0	0	1	0
MISSOURI						--DNP--						
SOUTH CAROLINA						--DNP--						
at LSU						--DNP--						

KELLY'S CAREER STATISTICS

Season	gp-gs	min/avg	Total		3-Point		F-Throws		Rebounds				Steals			Blocks			Scoring	
			fg-fga	pct	fg-fga	pct	ft-fta	pct	off	def	tot	avg	pf	fo	ast	to	blk	stl	pts	avg
2018-19	12-0	49/4.1	1-5	.200	0-0	.000	3-8	.375	6	4	10	0.8	4	0	0	8	2	2	5	0.4
TOTAL	12-0	49/4.1	1-5	.200	0-0	.000	3-8	.375	6	4	10	0.8	4	0	0	8	2	2	5	0.4

Game 1: Nov. 6, 2018

Auburn 97, Grambling 48

Auburn Arena

Auburn, Ala.

Official Basketball Box Score -- Game Totals -- Final Statistics
 Grambling State vs Auburn
 11/06/18 5:30 pm at Auburn Arena -- Auburn, Ala.

#	Player	Total		3-Ptr		Rebounds		PF	TP	A	T	Bk	Stl	Min
		FG	FGA	FT	FTA	Off	Def							
1-5	CONNALLY-BANKS, M	0-0	0-0	1	1	2	3	2	1	0	0	2	17	
2-0	HILL, Shakyia	5-16	0-3	8-12	2	4	6	3	18	5	4	0	34	
11	WILLIAMS, Ariel	2-6	1-2	0-0	0	2	2	3	5	0	4	0	20	
12	COLEMAN, Justice	2-11	0-1	0-0	1	2	3	4	0	3	0	1	29	
23	YANCEY, Mylaysia	1-5	0-1	2-2	2	0	2	4	1	2	0	0	22	
01	FORTE, Jasmine	0-2	0-0	1-1	2	2	2	1	1	0	0	0	17	
03	PARSONS, Tamera	0-1	0-0	1-2	0	1	1	0	1	0	0	0	8	
05	BODY, Markisha	1-4	1-3	2-2	2	0	2	0	5	0	0	0	10	
15	PARRAMORE, Candice	0-2	0-1	0-0	1	2	3	0	0	1	2	0	7	
16	LONDON, Camryn	1-5	0-3	0-0	0	0	0	1	2	0	4	0	21	
22	HENDERSON, Hannah	1-1	1-1	2-2	0	1	1	3	5	0	1	0	15	
Team		15-58	3-15	19-20	13	26	20	48	9	20	0	10	200	
Totals		15-58	3-15	19-20	13	26	20	48	9	20	0	10	200	

1st FG %:	41.3	46.2%	2nd:	3.0	18.0%	3rd:	41.3	22.1%	4th:	15.0	28.0%	Game:	15.0	28.0%	Deadball
3FG %:	3.4	56.0%	0.0	0.0	0.0	0.0	0.0	0.0	3.5	50.0%	1.0	23.5%	Rebounds		
FT %:	1.2	59.0%	1.1	100.0%	6.0	89.0%	5.7	71.4%	15.0	75.0%	2.1				

#	Player	Total		3-Ptr		Rebounds		PF	TP	A	T	Bk	Stl	Min
		FG	FGA	FT	FTA	Off	Def							
20	Unique Thompson	5-8	0-0	4-6	3	10	13	4	14	1	2	0	1	27
00	Daisa Alexander	6-14	1-6	0-0	2	6	8	1	13	3	3	0	0	35
05	Emari Jones	5-13	3-9	0-0	3	5	8	1	13	3	3	0	2	28
23	Crystal Primm	6-8	0-1	3-3	4	0	4	0	15	0	4	0	0	22
33	Janiah McKay	6-8	2-2	2-2	0	2	2	3	16	10	1	2	3	28
01	Robyn Benton	6-12	3-8	1-2	0	1	1	0	16	3	1	1	3	24
04	Abigayle Jackson	2-2	0-0	0	3	2	5	2	4	1	1	0	1	10
10	Kiyae' White	1-4	0-0	1-2	2	2	4	1	3	2	1	0	0	12
24	Erin Howard	1-2	0-2	0-0	2	1	3	1	2	1	0	0	2	11
25	Natalie Kelly	0-0	0-0	1-2	0	1	1	0	1	0	1	0	0	3
Team		38-71	9-28	12-17	20	33	53	18	97	24	18	6	11	200
Totals		38-71	9-28	12-17	20	33	53	18	97	24	18	6	11	200

1st FG %:	9.9	47.4%	2nd:	7.13	33.8%	3rd:	10.18	55.6%	4th:	12.21	57.1%	Game:	38.71	53.5%	Deadball
3FG %:	2.7	28.6%	1.5	3.4	59.0%	3.1	100.0%	9.28	32.3%	12.17	76.6%	4			
FT %:	6.9	66.7%													

Officials: Mark Zentz, Billy Smith, Carmen Portorreal
 Technical fouls: Grambling State-None; Auburn-None.
 Attendance: 1657

Score by periods	1st	2nd	3rd	4th	Total
Grambling State	15	5	16	12	48
Auburn	26	18	24	29	97

Last FG - GRAMWBS 4th-00:35, AU 4th-00:09.
 Largest lead - GRAMWBS by 4:18-09:38, AU by 49:40-00:09.
 GRAMWBS led for 02:56, AU led for 36:47. Game was tied for 00:17.

AUBURN --Janiah McKay and Unique Thompson both recorded double-doubles as the Auburn women's basketball team posted its highest scoring output of the Terri Williams-Flournoy era with a 97-48 victory over Grambling State Tuesday at Auburn Arena.

Led by 16 points from McKay and freshman Robyn Benton, Auburn (1-0) had six players in double figures, the first time for the Tigers to hit that mark since the 2008-09 season.

Along with the 16 points from McKay and Benton, the Tigers got 15 points from redshirt junior Crystal Primm in her Auburn debut, 14 points from Thompson, and 13 each from Daisa Alexander and Emari Jones.

Thompson posted her eighth career double-double with a team-high 13 rebounds to go with her 14 points. And McKay recorded the second double-double of her career, notching 10 assists to go with her 16 points. It was the first time for Auburn to have two players with a double-double in the same game since the 2015-16 season when Tra'Ce'e Tanner and Brandy Montgomery pulled off the feat.

Auburn shot 53.5 percent from the field, scored 97 points and had 53 rebounds - all higher totals than in any game last season. The Tigers' 97 points were the most of the Coach Flo era and the highest output since scoring 119 against Sam Houston State in 2008 - also the last time the Tigers had at least six players in double-figures.

Every player that dressed for Auburn scored. Sophomore Abigayle Jackson had four points along with five rebounds, and freshmen Kiyae' White (3 points, 4 rebounds), Erin Howard (2 points, 3 rebounds) and Natalie Kelly (1 point, 1 rebound) found the stat sheet in their Auburn debuts.

After Grambling scored the first four points of the game and took a 6-3 lead, Auburn went on a 16-1 run over the next four-plus minutes to take a 19-9 lead. Grambling would get no closer than 9 points the rest of the way. Auburn ended the first half on a 12-0 run to take a 44-20 lead to the break.

Game 2: Nov. 9, 2018

Auburn 80, Nicholls State 59

Auburn Arena

Auburn, Ala.

Preseason WNIT - Round 1

Official Basketball Box Score -- Game Totals -- Final Statistics
 Nicholls vs Auburn
 11/09/18 6:00 pm at Auburn Arena -- Auburn, Ala.

#	Player	Total		3-Ptr		Rebounds		PF	TP	A	T	Bk	Stl	Min
		FG	FGA	FT	FTA	Off	Def							
23	Washington, Bryanna	0-2	0-0	0-0	1	4	5	2	0	0	1	0	0	28
05	Hamilton, Airi	2-5	1-2	2-2	0	4	4	2	7	5	2	0	1	33
13	Heineman, Kinzle	3-6	3-5	0-0	0	1	1	9	2	3	0	0	0	29
20	Barrios, Cassidy	6-11	2-6	6-6	3	8	11	2	20	4	5	0	2	40
32	Collins, Destiny	5-16	2-7	1-1	0	1	1	13	2	6	0	3	27	
01	Wilson, Bree	0-2	0-2	0-0	0	1	1	0	0	1	0	0	0	7
11	Mann, Adrian	1-5	1-4	1-2	0	0	0	1	4	2	4	0	0	16
15	Bowie, Lauryn	3-4	0-0	0-0	0	0	0	4	6	0	1	0	0	10
22	Johnson, Loan-Anh	0-1	0-0	0-0	1	0	1	0	0	0	2	0	0	5
25	Ezechukwu, Chrystal	0-1	0-0	0-0	0	1	1	0	0	1	0	0	1	5
Team		20-53	9-24	10-11	6	22	28	14	59	16	24	0	7	200
Totals		20-53	9-24	10-11	6	22	28	14	59	16	24	0	7	200

1st FG %:	41.3	39.8%	2nd:	4.13	39.8%	3rd:	6.15	40.0%	4th:	6.12	50.0%	Game:	20.53	37.7%	Deadball
3FG %:	3.7	28.6%	3.9	42.9%	3.4	59.0%	2.4	59.0%	9.28	37.5%	10-11	90.9%	Rebounds		
FT %:	0.0	0.0%	3.3	89.3%	3.3	100.0%									

#	Player	Total		3-Ptr		Rebounds		PF	TP	A	T	Bk	Stl	Min
		FG	FGA	FT	FTA	Off	Def							
20	Unique Thompson	7-12	2-5	4-5	3	2	5	0	20	1	1	0	2	31
05	Emari Jones	6-15	1-5	2-2	3	5	8	1	15	3	2	1	2	31
23	Crystal Primm	4-9	0-1	0-0	2	4	2	8	4	3	0	5	27	
33	Janiah McKay	5-12	0-2	4-4	0	3	3	4	14	7	2	0	3	31
01	Robyn Benton	4-8	1-3	0-0	0	1	1	3	9	0	1	0	1	18
04	Abigayle Jackson	2-3	0-0	2-2	4	2	6	1	6	1	3	0	0	16
10	Kiyae' White	1-3	0-0	0-0	0	0	1	2	1	0	1	0	0	11
24	Erin Howard	0-2	0-2	0-0	0	2	3	1	0	0	1	0	2	11
Team		32-71	4-18	12-13	14	28	42	17	80	19	16	5	18	200
Totals		32-71	4-18	12-13	14	28	42	17	80	19	16	5	18	200

1st FG %:	41.3	47.1%	2nd:	7.13	53.8%	3rd:	11.19	57.9%	4th:	6.22	27.3%	Game:	32.71	45.1%	Deadball
3FG %:	2.8	28.6%	3.9	63.6%	3.4	75.0%	2.4	59.0%	12.13	92.3%	0.1				
FT %:	6.9	66.7%													

Officials: Neanta Williams, David Jenkins, Simone Reed
 Technical fouls: Nicholls-None; Auburn-None.
 Attendance: 2316
 Preseason WNIT - First Round

Score by periods	1st	2nd	3rd	4th	Total
Nicholls	10	16	17	16	59
Auburn	23	14	27	16	80

Last FG - NICH 4th-00:29, AU 4th-00:48.
 Largest lead - NICH None, AU by 29:40-06:21.
 NICH led for 00:05, AU led for 29:45. Game was tied for 00:14.

AUBURN -- Auburn jumped out to a big early lead and had another strong offensive performance Friday night in an 80-59 win over Nicholls State in the first round of the Preseason Women's NIT.

It was Auburn's second-straight game scoring at least 80 points; the Tigers scored 80 or more just twice all of last season. Despite a cold fourth quarter, Auburn shot 45.1% from the field and made 12-of-13 free throws.

Daisa Alexander led Auburn with 20 points while also racking up five rebounds and two steals. Emari Jones added 15 points and pulled down 8 rebounds for the second straight game along with three assists and two steals. Janiah McKay finished with 14 points and seven assists. And Unique Thompson scored six points and pulled down a game-high 14 rebounds to go along with four steals and two blocks while playing just 24 minutes.

Auburn jumped out to a 9-0 lead in the first two minutes and had another 9-0 run in the first quarter to take a 23-10 lead after 10 minutes. Nicholls took advantage of an Auburn cold stretch in the second to cut the lead to as few as seven points, but the Tigers took a 37-26 lead to the break.

The Tigers pulled away in the third quarter and increased their lead to as many as 29 in the fourth before a cold stretch late saw the final margin trimmed to 21.

The Tigers took full advantage of being several inches taller at most every position, out-rebounding the Colonels 42-28 and racking up five blocked shots. Auburn also had 18 steals in forcing 24 Nicholls turnovers, turning those into 29 points.

Nicholls' Cassidy Barrios, the defending Southland Conference Player of the Year, shared the game lead in scoring with 20 points and pulled down 11 rebounds for her first double-double of the year.

Game 3: Nov. 11, 2018

Auburn 79, New Mexico 76

The Pit

Albuquerque, N.M.

Preseason WNIT - Quarterfinal

Official Basketball Box Score -- Game Totals -- Final Statistics
 Auburn vs New Mexico
 11/11/18 2:00 pm at Albuquerque, N.M. - The Pit

#	Player	Total		3-Ptr		Rebounds		PF	TP	A	T	Bk	Stl	Min
		FG	FGA	FT	FTA	Off	Def							
20	Unique Thompson	7-13	0-0	5-7	8	11	19	1	19	0	4	1	1	35
00	Daisa Alexander	6-16	0-4	2-4	1	3	4	14	0	2	0	3	28	
05	Emari Jones	2-10	1-8	4-4	2	1	2	5	2	6	0	1	24	
23	Crystal Primm	3-7	0-0	0-0	1	2	1	0	1	1	0	1	32	
33	Janiah McKay	6-12	1-1	6-8	1	4	5	2	19	6	2	0	39	
01	Robyn Benton	1-4	0-1	0-0	0	1	1	2	2	1	0	0	18	

Game 4: Nov. 13, 2018 Iowa State 67, Auburn 64 Hilton Coliseum Ames, Iowa Preseason WNIT - Semifinal

Official Basketball Box Score -- Game Totals -- Final Statistics
Auburn vs Iowa State
11/13/18 6:35 p.m. at Hilton Coliseum - Ames, Iowa

#	Player	Total		3-Ptr		Rebounds		PF	TP	A	T	Blk	Stl	Min
		FG	FGA	FT	FTA	Off	Def							
00	Daisa Alexander	2-5	0-3	0-0	0	2	4	4	1	2	0	2	22	
05	Emari Jones	4-9	4-8	3-4	4	7	4	15	3	2	0	1	39	
20	Unique Thompson	7-11	0-0	5-9	4	10	14	3	19	2	2	1	36	
23	Crystal Primm	3-7	1-1	1-2	0	1	2	7	0	2	1	0	34	
33	Janiah McKay	5-14	3-5	1-2	0	5	4	14	3	4	0	1	36	
01	Robyn Benton	1-6	1-5	0-0	0	0	1	3	0	2	0	1	19	
04	Abigayle Jackson	1-3	0-1	0-0	0	1	2	2	0	0	0	0	4	
10	Kiyae White	0-0	0-0	0-0	0	0	0	0	0	0	0	0	2	
24	Erin Howard	0-1	0-1	0-0	0	0	2	0	1	1	0	0	8	
	Team	2	4	6	1	1	1	1	1	1	0	0	1	
	Totals	23-56	24-36	10-17	9	27	36	22	64	10	16	3	6	200

1st FG %: 21.4 50.0% 2nd: 7.1 53.8% 3rd: 1.3 23.1% 4th: 6.16 37.5% Game: 23-56 41.1% Deadball
 3FG %: 1.4 25.0% 3rd: 1.7 42.9% 4th: 4.8 50.0% Game: 3-6 33.3% Rebounds
 FT %: 4.0 66.7% 4.6 66.7% 4.4 100.0% 4.6 66.7% 3.3 100.0% 14-16 87.5% 2

Iowa State 67 • 3 • 0

#	Player	Total		3-Ptr		Rebounds		PF	TP	A	T	Blk	Stl	Min
		FG	FGA	FT	FTA	Off	Def							
01	Wiese, Madison	5-15	3-10	0-0	0	7	7	13	1	3	0	0	18	
21	Carleton, Bridget	4-10	1-5	6-10	0	8	13	0	15	8	2	1	40	
24	Jones, Ashley	6-16	5-12	1-2	0	2	3	18	0	2	1	1	33	
32	Burkhill, Meredith	5-8	0-0	0-2	6	2	8	4	10	0	2	1	30	
33	Middleton, Alexa	2-7	0-2	0-0	0	1	1	0	4	2	0	1	25	
04	Johnson, Rae	0-1	0-1	1-2	0	1	1	1	0	1	0	1	15	
10	Washington, Nia	0-1	0-1	0-0	0	0	0	0	0	0	0	1	1	
13	Camber, Adriana	0-1	0-1	1-2	0	0	0	0	1	0	0	0	4	
15	Neszeva, Ines	1-2	0-0	3-6	2	3	5	1	0	0	0	0	6	
25	Scott, Kristin	0-1	0-0	0-0	1	0	1	0	0	0	0	1	5	
	Team	2	2	4	2	2	4	13	67	13	15	3	8	
	Totals	23-62	9-32	12-24	16	26	42	13	67	13	15	3	8	200

1st FG %: 17.7 37.6% 2nd: 6.5 26.7% 3rd: 6.54 42.0% 4th: 8.16 50.0% Game: 23-62 37.1% Deadball
 3FG %: 1.0 10.0% 2.4 26.7% 1.3 50.0% 3.6 37.5% 12-24 50.0% 8
 FT %: 4.0 66.7% 4.6 66.7% 4.4 100.0% 4.6 66.7% 3.3 100.0% 14-16 87.5% 2

Officials: Brian Hall, Bryan Entlerme, Amy Bomzer
 Technical fouls: Auburn-None, Iowa State-None.
 Attendance: 9274
 Preseason WNIT - Semifinal
 Fouled Out: none

Score by periods	1st	2nd	3rd	4th	Total
Auburn	18	20	7	19	64
Iowa State	13	16	15	22	67

Points	In	Off	2nd	Fast	Bench
Auburn	20	19	7	2	5
ISU	19	14	2	7	7

Last FG - AU 4th:00-41, ISU 4th:00-09.
 Largest lead - AU by 15 2nd:02-28, ISU by 10 4th:02-21.
 AU led for 28:59, ISU led for 09:19. Game was tied for 01:42.

Game 5: Nov. 25, 2018 Auburn 71, Louisiana-Lafayette 59 Auburn Arena Auburn, Ala.

Official Basketball Box Score -- Game Totals -- Final Statistics
Louisiana vs Auburn
11/25/18 2:00 p.m. at Auburn Arena - Auburn, Ala.

#	Player	Total		3-Ptr		Rebounds		PF	TP	A	T	Blk	Stl	Min
		FG	FGA	FT	FTA	Off	Def							
05	Mathis,Jomyra	1-9	0-0	2-2	3	3	6	5	4	2	2	0	1	23
11	Goodwin,Skyler	1-4	0-2	0-0	0	3	3	0	2	0	5	0	0	31
25	Doucet,Ty Reona	6-15	0-0	1-1	4	9	13	3	13	0	2	2	38	
02	Williams,Brandi	3-13	2-7	7-8	0	2	2	15	0	4	0	1	39	
15	Morrison,Diamond	3-5	1-3	0-0	0	2	2	3	7	0	3	0	16	
04	Robyn,Caroline	0-0	0-0	0-0	0	2	2	0	0	0	3	0	15	
10	Cournoyer,Andrea	4-8	2-4	0-0	0	2	3	10	4	4	0	7	22	
25	Womack,Jazmyin	2-6	0-0	4-5	4	5	1	8	0	3	0	0	16	
	Team	2	2	4	2	2	2	0	2	0	2	0	0	
	Totals	20-60	5-17	14-16	13	24	37	19	59	6	26	2	12	200

1st FG %: 4.3 33.3% 2nd: 4.16 25.0% 3rd: 5.19 26.3% 4th: 7.12 58.3% Game: 20-60 33.3% Deadball
 3FG %: 2.6 33.3% 1.4 25.0% 3rd: 3.3 33.3% 4.4 50.0% 6-14 42.9% Rebounds
 FT %: 3.3 100.0% 4.4 100.0% 4.6 66.7% 3.3 100.0% 14-16 87.5% 2

Auburn 71 • 4 • 1

#	Player	Total		3-Ptr		Rebounds		PF	TP	A	T	Blk	Stl	Min
		FG	FGA	FT	FTA	Off	Def							
20	Unique Thompson	1-9	0-0	2-5	3	10	13	3	16	0	4	1	31	
00	Daisa Alexander	4-8	1-1	0-0	0	1	1	3	8	6	0	3	26	
05	Emari Jones	3-9	1-4	1-1	5	5	10	3	8	2	3	0	1	37
23	Crystal Primm	1-8	0-1	1-1	0	2	4	9	1	3	0	2	24	
33	Janiah McKay	4-10	1-3	4-4	1	1	2	3	13	6	0	3	34	
01	Robyn Benton	5-7	2-3	3-4	1	1	2	15	1	0	0	0	24	
04	Abigayle Jackson	2-4	1-2	0-0	0	4	2	5	1	0	3	0	14	
10	Kiyae White	0-1	0-0	0-0	0	0	0	0	0	1	0	0	6	
25	Natalie Kelly	1-2	0-0	0-2	0	0	0	2	0	2	0	1	4	
	Team	2	2	4	2	2	4	13	26	38	20	7	15	
	Totals	27-61	6-14	11-17	12	26	38	20	71	19	22	5	15	200

1st FG %: 7.6 43.8% 2nd: 6.13 46.2% 3rd: 6.13 46.2% 4th: 8.19 42.1% Game: 27-61 44.3% Deadball
 3FG %: 1.2 50.0% 1.2 50.0% 1.4 25.0% 3.6 50.0% 6-14 42.9% Rebounds
 FT %: 3.3 100.0% 4.4 100.0% 4.6 66.7% 2.5 25.0% 10-17 58.3% 4,1

Officials: Beverly Roberts, Cameron Inouye, Bill Larence
 Technical fouls: Louisiana-None, Auburn-None.
 Attendance: 1488

Score by periods	1st	2nd	3rd	4th	Total
Louisiana	13	13	14	19	59
Auburn	17	17	14	23	71

Points	In	Off	2nd	Fast	Bench
Louisiana	14	14	7	12	18
AU	32	27	7	12	22

Last FG - LA 4th:01-25, AU 4th:00-24.
 Largest lead - LA None, AU by 16 4th:06-20.
 LA led for 00:00, AU led for 30:30. Game was tied for 00:27.
 Lead changed - 0 times.

Game 6: Nov. 28, 2018 Auburn 77, Xavier (La.) 58 Convocation Center New Orleans, La.

Official Basketball Box Score -- Game Totals -- Final Statistics
Auburn vs Xavier (N.O.)
11/28/18 6:00 pm at New Orleans, La.

#	Player	Total		3-Ptr		Rebounds		PF	TP	A	T	Blk	Stl	Min
		FG	FGA	FT	FTA	Off	Def							
20	Unique Thompson	6-10	0-0	3-4	3	5	8	2	15	0	1	1	3	23
00	Daisa Alexander	5-9	3-3	0-0	0	3	6	2	13	5	1	0	3	20
05	Emari Jones	6-12	4-6	0-0	0	3	3	16	2	2	1	1	29	
23	Crystal Primm	4-10	0-0	4-6	1	2	3	4	1	0	1	0	22	
33	Janiah McKay	4-7	0-2	1-3	0	0	0	0	0	0	7	4	0	28
01	Robyn Benton	2-5	1-2	0-2	3	2	5	1	5	3	1	0	1	19
02	Brooke Moore	1-9	1-6	0-0	2	1	1	0	3	1	0	0	13	
04	Abigayle Jackson	3-3	0-0	0-0	1	1	0	0	6	0	1	2	10	
10	Kiyae White	0-0	0-0	0-0	2	1	3	2	0	2	1	0	15	
24	Erin Howard	1-5	0-0	1-5	1	0	1	5	1	1	0	1	14	
35	Natalie Kelly	0-1	0-0	1-2	1	0	1	1	0	1	0	1	7	
	Team	0	0	4	4	4	4	4	4	4	4	4	4	
	Totals	29-66	10-24	9-17	14	20	34	16	77	22	14	5	14	200

1st FG %: 41.7 41.2% 2nd: 6.15 53.8% 3rd: 7.17 41.2% 4th: 7.17 41.2% Game: 29-66 43.9% Deadball
 3FG %: 2.4 33.3% 3.7 42.9% 3.6 50.0% 2.5 40.0% 10-24 41.7% Rebounds
 FT %: 3.4 75.0% 1.4 25.0% 3.6 50.0% 2.3 66.7% 9-17 52.9% 3

Xavier (N.O.) 58 • 7 • 3

#	Player	Total		3-Ptr		Rebounds		PF	TP	A	T	Blk	Stl	Min
		FG	FGA	FT	FTA	Off	Def							
24	Smith, Gina	1-1	0-0	0-0	0	1	1	2	0	0	0	0	0	18
35	Duncan, Kylla	1-1	0-0	0-0	0	2	5	7	6	0	4	0	1	17
03	Hill, Jas	5-12	3-5	0-0	1	1	2	2	13	1	3	0	23	
01	Virgil, Da'Jha	3-1	1-2	0-0	0	1	1	1	3	5	3	0	20	
15	Wells, Essence	0-3	0-2	2-2	0	1	3	2	1	3	2	1	23	
04	Trench, Maya	1-2	0-1	2-2	2	5	7	4	2	0	2	0	18	
05	Bates, Mikayla	2-6	2-5	0-0	0	3	3	1	6	4	1	0	21	
10	Taylor, Caprice	0-1	0-1	0-0	0	0	0	0	0	0	0	0	4	
21	Nichols, Jayla	0-0	0-0	0-0	0	1	1</							

Game 10: Dec. 18, 2018

Auburn 84, Coastal Carolina 78

Myrtle Beach Convention Center

Myrtle Beach, S.C.

Carolinas Challenge

Official Basketball Box Score -- Game Totals -- Final Statistics
 Auburn vs Coastal Carolina
 12/18/18 6:15 p.m. at Myrtle Beach (SC) Convention Center

Auburn 84 • 9-1

##	Player	Total	3-Ptr	Rebounds	Off	Def	PF	TP	A	To	Bk	Stl	Min
		FG-FGA	FG-FGA	FT-FTA									
00	Daisa Alexander	1-4	1-2	0-0	0	0	0	3	2	2	0	0	11
05	Emari Jones	5-13	4-11	2-2	4	2	6	16	0	0	0	3	37
20	Unique Thompson	5-7	0-0	1-3	7	0	7	5	11	0	1	0	21
23	Crystal Primm	3-8	0-0	8-10	2	4	6	3	14	1	3	0	25
33	Janiah McKay	7-13	4-0	7-9	0	2	2	1	21	4	5	0	33
01	Robyn Benton	1-9	1-4	2-2	0	1	1	4	5	2	0	0	11
02	Brooke Moore	2-6	1-4	0-0	1	4	0	0	2	3	1	0	14
04	Abigayle Jackson	1-1	0-0	1-1	1	1	2	3	0	1	0	0	9
10	Kiyae' White	1-2	0-0	0-0	0	0	0	1	2	0	0	1	3
24	Erin Howard	2-4	0-0	0-0	1	1	4	2	4	0	0	0	14
25	Natalie Kelly	0-0	0-0	0-0	0	1	1	0	0	2	0	0	8
	Team	28-67	7-27	21-27	17	19	36	23	84	11	15	0	81
	Totals	28-67	7-27	21-27	17	19	36	23	84	11	15	0	81

1st FG %: 33.3% 2nd: 41.2% 3rd: 47.1% 4th: 46.2% Game: 41.8% Deadball
 3PT %: 0.0% 2nd: 0.0% 3rd: 0.0% 4th: 0.0% Rebounds
 FT %: 100.0% 2nd: 100.0% 3rd: 100.0% 4th: 100.0%

Coastal Carolina 78 • 7-2

##	Player	Total	3-Ptr	Rebounds	Off	Def	PF	TP	A	To	Bk	Stl	Min
		FG-FGA	FG-FGA	FT-FTA									
02	BLANDING, Breelyn	1-3	0-2	2-3	0	2	0	4	1	4	0	0	35
03	CASH, Torrie	0-5	0-3	0-0	0	1	1	4	0	3	4	0	25
20	CAMP, Jansae	1-1	0-0	0-0	2	3	5	4	2	0	3	0	23
23	ROCHE, Caitlin	10-24	5-16	1-2	2	1	3	4	26	0	0	0	34
30	HAMILTON, Naheria	6-8	0-0	5-6	7	7	14	4	17	0	1	0	34
01	VISIONE, Mery	1-1	0-0	0-0	0	1	1	0	2	1	1	0	5
04	DAVIS, Tiarra	0-3	0-2	2-2	0	1	1	0	2	0	0	1	6
14	WEST, Kaylin	0-0	0-0	0-0	0	0	0	0	0	2	0	0	2
15	WILLIAMS, DJ	8-12	0-1	9-13	4	3	7	4	25	5	0	5	24
21	BLOUNT, Aja	0-1	0-0	0-0	0	2	2	0	0	0	0	1	6
04	WILLIAMS, Jamie	0-0	0-0	0-0	0	0	0	2	0	0	0	0	2
54	DAVIS, Aise	1-1	0-0	0-0	0	1	1	0	1	0	1	0	7
	Team	27-59	5-25	19-26	16	25	41	23	78	10	21	1	70
	Totals	27-59	5-25	19-26	16	25	41	23	78	10	21	1	70

1st FG %: 41.5% 2nd: 46.7% 3rd: 65.5% 4th: 33.3% Game: 45.8% Deadball
 3PT %: 0.0% 2nd: 0.0% 3rd: 0.0% 4th: 0.0% Rebounds
 FT %: 100.0% 2nd: 100.0% 3rd: 100.0% 4th: 100.0%

Officials: Roy Gulbeyan, Meadow Overstreet, Erael Silva
 Technical fouls: Auburn-None, Coastal Carolina-None.
 Attendance: 2018 CAROLINAS CHALLENGE

Score by periods

1st	2nd	3rd	4th	Total	
Auburn	17	21	24	22	84
Coastal Carolina	16	23	22	17	78

1st FG - AU 4th-02:50, CCU 4th-02:17
 Largest lead - AU 8-0 4th-02:32, CCU by 7 2nd-05:34
 AU led for 16:50, CCU led for 20:33. Game was tied for 02:30.

MYRTLE BEACH, S.C. -- The Auburn women's basketball team overcame foul trouble and a hot-shooting Coastal Carolina team to earn an 84-78 win Tuesday night in the Carolinas Challenge at the Myrtle Beach Convention Center.

The Tigers (9-1) extended their winning streak to six games, but it was not without anxious moments as Auburn lost two post players to fouls in the fourth quarter and had to overcome the Chanticleers (7-2), who hovered near 50-percent shooting most of the night and had two players score 25-plus.

Janiah McKay led Auburn for the third straight game with 21 points, scoring 15 in the first half and salting the game away in the fourth quarter at the free-throw line. Emari Jones had 16 points, knocking down four 3-pointers, and Crystal Primm had a 14-point night, all coming in the second half.

The Tigers trailed at the half for the first time this season as CCU took a 39-38 lead to the break. The lead changed hands 10 times in a first half that saw Auburn attempt 17 3-pointers while Coastal drove to the basket, drew fouls, and made a living at the free-throw line (13-of-16). McKay and Jones combined for 26 of Auburn's 38 points in the half while Thompson, Primm, Jackson and Benton dealt with foul trouble.

The lead changed hands seven more times in the second half with Coastal extending its lead to as many as seven points at 46-39 with 7:51 to play in the third quarter. But the Tigers kept chipping away, and a steal and fast-break layup by Emari Jones just before the buzzer gave Auburn a 62-61 lead after three periods.

Coastal hit a 3-pointer to move back ahead with 8:00 to play, but a layup from Primm and a pair of free throws from Robyn Benton gave the Tigers a 66-64 lead; Auburn would never trail again. With both teams in the bonus and multiple players dealing with foul trouble - Auburn had two players foul out, and Coastal had five players with four fouls when the game ended - free throws were at a premium. Auburn made 10-of-13 attempts in the final period while Coastal was just 4-of-8.

Game 11: Dec. 20, 2018

Auburn 86, North Carolina 81 (OT)

Myrtle Beach Convention Center

Myrtle Beach, S.C.

Carolinas Challenge

Official Basketball Box Score -- Game Totals -- Final Statistics
 Auburn vs North Carolina
 12/20/18 6:30 p.m. at Myrtle Beach (SC) Convention Center

Auburn 86 • 10-1

##	Player	Total	3-Ptr	Rebounds	Off	Def	PF	TP	A	To	Bk	Stl	Min
		FG-FGA	FG-FGA	FT-FTA									
00	Daisa Alexander	3-12	0-3	0-0	1	4	2	6	1	4	0	4	31
05	Emari Jones	3-12	1-8	0-0	3	0	3	0	7	1	2	1	38
20	Unique Thompson	10-18	0-0	1-3	11	7	18	2	21	1	1	3	43
23	Crystal Primm	9-12	0-0	3-3	4	3	2	18	0	4	1	4	30
33	Janiah McKay	5-18	1-4	10-13	1	3	4	3	21	4	2	0	37
01	Robyn Benton	1-5	0-1	0-0	0	0	0	2	2	1	0	0	11
02	Brooke Moore	2-5	2-4	0-0	0	0	0	0	6	0	0	0	18
03	Erica Sanders	0-0	0-0	2-2	0	0	0	4	2	0	1	0	18
04	Abigayle Jackson	0-1	0-0	0-0	0	0	0	2	0	0	1	0	2
24	Erin Howard	1-2	1-2	0-0	0	1	1	0	3	0	0	0	14
	Team	34-85	5-22	13-18	25	21	46	17	86	8	15	3	225
	Totals	34-85	5-22	13-18	25	21	46	17	86	8	15	3	225

1st FG %: 8.2% 38.1% 2nd: 6.0% 3rd: 61.7% 35.3% 4th: 9.4% 64.3% Game: 48.8% 49.0% Deadball
 3PT %: 2.6% 33.3% 1.5% 20.0% 1.7% 14.3% 5.3% 33.3% 5.22 22.7% Rebounds
 FT %: 0.0% 0.0% 3.5% 60.0% 0.0% 0.0%

North Carolina 81 • 8-5

##	Player	Total	3-Ptr	Rebounds	Off	Def	PF	TP	A	To	Bk	Stl	Min
		FG-FGA	FG-FGA	FT-FTA									
00	BENNETT, Shayla	7-12	2-6	3-3	0	3	3	2	19	8	0	1	43
01	KOENEN, Taylor	6-11	1-3	0-0	3	3	6	3	13	2	6	1	24
04	JONES, Jocelyn	0-2	0-0	0-0	1	3	4	2	0	1	2	0	16
05	WATTS, Stephanie	6-13	4-9	0-0	2	7	9	4	16	3	5	1	24
44	BAILEY, Janelle	4-7	0-1	0-0	2	2	4	5	8	0	1	0	23
30	CHURCH, Leah	1-2	1-2	2-2	0	0	0	3	5	2	1	0	18
22	KEA, Paris	6-12	1-5	3-4	0	4	4	0	16	4	3	0	25
03	MURRAY, Jaelynn	2-3	0-0	0-0	0	4	1	4	0	2	1	0	10
	Team	32-62	9-26	8-9	11	29	40	20	81	20	27	4	225
	Totals	32-62	9-26	8-9	11	29	40	20	81	20	27	4	225

1st FG %: 9.5% 60.0% 2nd: 4.0% 40.0% 3rd: 7.4% 50.0% 4th: 8.1% 53.3% Game: 34.6% 51.6% Deadball
 3PT %: 14.3% 25.0% 0.0% 0.0% 1.1% 100.0% 3.4% 75.0% 3.26 36.6% Rebounds
 FT %: 2.0% 100.0% 0.0% 0.0% 1.1% 100.0% 6.9 88.9%

Officials: Eric Brewton, Bruce Morris and Erica Camarota
 Technical fouls: Auburn-None, North Carolina-None.
 Attendance: 2018 CAROLINAS CHALLENGE

Score by periods

1st	2nd	3rd	4th	OT	Total	
Auburn	18	16	13	22	17	86
North Carolina	21	18	17	25	12	81

1st FG - AU 0f-04:44, NC 0f-00:00
 Largest lead - AU by 11 3rd-05:37, NC by 5 2nd-09:42
 AU led for 29:07, NC led for 12:17. Game was tied for 03:27.

MYRTLE BEACH, S.C. -- Janiah McKay and Unique Thompson both scored 21 points, and the Auburn women's basketball team fought back from a late deficit to earn an 86-81 overtime victory over North Carolina Thursday night in the Carolinas Challenge.

Trailing for most of the fourth quarter, Auburn hit their final four shots of the half and forced the extra period when McKay found Robyn Benton for a layup with 10 seconds to play to tie the score at 69-69. The Tigers (10-1) never trailed in overtime, getting nine points and a huge late steal from McKay to win their seventh in a row.

Auburn led by as many as 11 points in the third quarter, but the Tar Heels (8-5) chipped away, including a 7-0 run to end the quarter, to bring the deficit down to one point headed to the fourth. UNC took its first lead of the half with 5:26 to play on a 3-pointer to make it 56-54.

Auburn never led again in regulation, but after a missed UNC free throw led to Benton's layup with 10 seconds left, the Tigers never trailed in overtime. UNC threatened late, hitting a pair of 3-pointers in the final minute, but McKay sank five free throws over the final 44 seconds to salt away the win.

Thompson had 18 rebounds to go along with her 21 points, picking up her sixth double-double of the season. Crystal Primm - the Duke transfer playing against her former team's archrival - scored a career-high 18 points on 9-of-12 shooting while adding six rebounds and four steals.

Senior Erica Sanders also scored her first two points of the season on a pair of free throws in overtime. She missed the first nine games with an injury but made her presence felt on the defensive end in this game with three rebounds in 11 minutes of action.

Auburn saw its trademark high-intensity defense pay dividends as the Tigers turned 27 North Carolina turnovers into 38 points. None was bigger than a steal by McKay with 47 seconds left that turned into a fast-break layup, plus a foul, to give the Tigers an 80-75 lead.

Game 12: Dec. 22, 2018

Auburn 96, Elon 44

Schar Center

Elon, N.C.

Official Basketball Box Score -- Game Totals -- Final Statistics
 Auburn vs Elon
 12/22/18 2 p.m. at Elon, N.C.

Auburn 96 • 11-1

##	Player	Total	3-Ptr	Rebounds	Off	Def	PF	TP	A	To	Bk	Stl	Min
		FG-FGA	FG-FGA	FT-FTA									
20	Unique Thompson	6-7	0-0	2-2	3	3	6	1	14	2	3	0	25
00	Daisa Alexander	2-5	1-3	1-2	0	1	1	1	6	0	1	0	34
05	Emari Jones	2-4	1-2	0-0	2	1	3	2	5	2	1	0	22
23	Crystal Primm	9	7-10	0-0	3	2	7	2	17	0	0	2	26
33	Janiah McKay	9	6-8	1-2	0	2	3	1	13	4	1	0	24
01	Robyn Benton	5-5	0-0	0-1	1	3	15	2	0	2	0	0	16
02	Brooke Moore	5-11	4-10	0-0	3	2	14	3	2	0	1	1	18
03	Erica Sanders	0-0	0-0	0-0	0	0	0	0	0	0	0	0	3
04	Abigayle Jackson	3-4	0-0	0-0	0	1	4	6	0	1	1	0	13
10	Kiyae' White	0-1	0-0	0-0	0	1	2	0	0	1	0	0	8
24	Erin Howard	0-5	2-4	0-0	5	7	2	0	3	1	2	0	18
25	Natalie Kelly	0-0	0-0	0-0	0	0	0	0	0	0	0	0	3
	Team	38-60	14-26										

Game 13: Dec. 29, 2018 Auburn 83, Alabama State 50 Auburn Arena Auburn, Ala.

Official Basketball Box Score -- Game Totals -- Final Statistics
Alabama State vs Auburn
12/29/18 12:00 pm at Auburn Arena -- Auburn, Ala.

Alabama State 50 • 1-10

#	Player	Total		3-Ptr		Rebounds		PF	TP	A	T	Bk	Stl	Min
		FG	FGA	FT	FTA	Off	Def							
00	Emmanuel, Ayana	2-5	2-3	4-4	0	2	2	2	10	2	4	0	1	20
05	Nelson, Alyiah	0-4	0-0	0	2	0	2	3	0	0	1	0	0	16
21	Ward, Shmya	5-12	0-0	2-3	3	7	10	1	12	0	5	0	0	31
02	Smith, Amani	0-0	0-0	0	0	0	2	0	4	0	0	0	0	8
03	Crawford, Jayla	1-6	1-3	3-4	1	2	3	3	6	1	2	0	0	16
01	Rudolph, Yviesha	1-4	0-1	0-0	0	5	5	1	2	0	0	0	0	15
10	Lee, Courtney	1-3	0-2	0-0	1	1	4	2	3	2	0	1	23	
15	Berry, Kaeani	1-3	0-0	2-2	0	0	2	4	0	0	0	0	7	
22	Alkerson, Taylor	2-4	1-3	3-3	0	2	2	1	8	1	2	0	0	15
23	Gipson, Arieletha	1-3	1-2	0-2	0	0	0	3	5	1	0	0	0	18
25	Clark, Zomorja	0-1	0-0	1-2	2	3	5	4	1	1	0	0	0	20
54	Calhoun, Tatyana	0-2	0-0	0-0	1	1	2	0	0	1	1	0	0	11
	Team				3	3	6							
Totals		14-47	5-14	17-20	12	26	38	28	50	9	24	1	2	200

1st FG %:	21.3	33.3%	2nd:	41.0	46.0%	3rd:	51.1	48.7%	4th:	71.5	48.7%	Game:	44.07	39.8%	Deatball
3Pt %:	1.1	33.3%	2nd:	2.6	33.3%	3rd:	2.3	66.7%	4th:	5.14	65.7%	Rebounds			
FT %:	0.0	0.0%	2nd:	5.3	70.0%	3rd:	7.0	70.0%	4th:	5.5	100.0%				2.1

Auburn 83 • 12-1

#	Player	Total		3-Ptr		Rebounds		PF	TP	A	T	Bk	Stl	Min
		FG	FGA	FT	FTA	Off	Def							
20	Unique Thompson	7-23	0-0	2-2	4	4	8	2	6	2	1	3	0	20
00	Daisa Alexander	3-9	2-5	1-3	0	1	0	9	0	1	0	0	0	19
05	Emari Jones	0-1	0-1	0-0	1	0	0	0	0	0	0	0	0	2
23	Crystal Primm	3-4	0-0	6-8	2	2	4	1	12	2	1	0	0	34
33	Janiah McKay	0-6	0-0	7-7	0	1	1	2	7	3	0	0	0	18
01	Robyn Benton	3-10	2-7	3-4	1	1	1	11	0	0	0	0	0	22
02	Brooke Moore	6-15	5-13	6-6	0	1	1	23	2	0	0	0	0	23
03	Erica Sanders	0-0	0-0	0-0	4	2	6	1	0	1	0	0	0	11
04	Abigayle Jackson	0-1	0-0	1-1	1	2	3	4	5	0	0	2	1	13
10	Kiyae White	1-4	0-0	2-3	3	1	4	2	4	0	0	0	0	11
24	Erin Howard	2-13	1-9	0-0	2	5	7	3	5	2	1	2	2	29
25	Natalie Kelly	0-0	0-0	1-2	3	0	3	1	1	0	1	0	0	8
	Team				0	1	1							
Totals		22-70	10-35	29-36	21	21	42	18	83	12	6	9	17	200

1st FG %:	3.5	20.0%	2nd:	7.17	41.2%	3rd:	6.23	28.6%	4th:	6.17	31.4%	Game:	22.70	31.4%	Deatball
3Pt %:	0.0	0.0%	2nd:	1.1	27.3%	3rd:	3.8	33.3%	4th:	3.8	33.3%	Rebounds			
FT %:	0.0	75.0%	2nd:	7.8	87.5%	3rd:	7.9	77.8%	4th:	9.11	83.3%				2.1

Officials: Tina Napier, Carla Fountain, Frank Steratore
Technical fouls: Alabama State-Clark, Zomorja. Auburn-None.
Attendance: 1868

Score by periods	1st	2nd	3rd	4th	Total
Alabama State	5	15	9	21	50
Auburn	13	24	22	24	83

Last FG - ALST 4th-00:30, AU 4th-01:14.
Largest lead - ALST None, AU by 37 4th-01:14.
ALST led for 00:00, AU led for 37:53. Game was tied for 01:53.

AUBURN -- Freshman Brooke Moore scored a career-high 23 points, and the Auburn women's basketball team pulled away early and cruised to an 83-50 victory over Alabama State to close out non-conference play Saturday at Auburn Arena.

The Tigers (12-1), who entered Saturday's game at No. 20 in the latest NCAA RPI with a pair of top-50 wins, will enter SEC play on a nine-game winning streak, their longest since 2012-13. Auburn also finished off a perfect month of December for the second straight season.

Despite shooting a season-low 31.4 percent from the field, the Tigers hit 10 3-pointers and found other ways to score, going 29-of-36 (80.6%) at the free-throw line. It marked the most free throws made in a game by Auburn since 2008.

Moore's 23 points -- the most by an Auburn player this season -- came on five 3-point field goals, one two-point and six free throws. Crystal Primm added 12 points, and Robyn Benton scored 11 off the bench. Unique Thompson pulled down a team-leading eight rebounds despite playing just 20 minutes. Freshman Erin Howard tied a career-high with seven rebounds for the second straight game.

Auburn scored 34 points off 24 Alabama State turnovers and got 49 points from the bench, which played its most minutes of the season. The Tigers out-rebounded ASU 42-38 and had 17 steals -- three apiece from Thompson, Primm and Erica Sanders.

For the second straight game, Auburn never trailed. The Tigers jumped out to a quick 8-0 lead and led 13-5 at the end of one quarter. That turned into a 37-20 halftime lead after a half-court heave from Moore beat the buzzer.

Auburn would outscore the Hornets 22-9 in the third quarter to take a 59-29 lead to the final period. The Tigers would then empty the bench in the fourth, getting double-digit minutes from six of seven bench players.

Game 14: Jan. 3, 2019 #10 Tennessee 78, Auburn 69 Auburn Arena Auburn, Ala.

Official Basketball Box Score -- Game Totals -- Final Statistics
Tennessee vs Auburn
01/03/19 6:00 p.m. at Auburn Arena -- Auburn, Ala.

Tennessee 78 • 12-1, 1-0 SEC

#	Player	Total		3-Ptr		Rebounds		PF	TP	A	T	Bk	Stl	Min
		FG	FGA	FT	FTA	Off	Def							
10	Jackson, Meme	8-13	5-8	6-6	1	2	3	2	27	1	5	0	0	39
15	Green, Cheridene	4-7	0-0	0	1	3	4	4	8	1	2	0	0	25
00	Davis, Rennie	8-13	1-1	6-7	3	11	14	2	23	3	6	1	2	37
02	Westbrook, Evina	2-7	1-3	2-3	0	2	2	1	7	6	2	0	1	33
14	Green, Zayay	4-7	2-2	2-2	3	5	8	3	10	7	3	2	1	26
04	Collins, Mimi	0-0	0-0	0	0	0	0	0	0	0	0	0	0	3
11	Kushkithau, Kasiyahna	0-0	0-0	0-3	1	2	3	2	0	2	1	1	1	15
04	Burrell, Rae	0-0	0-0	0-0	0	0	0	0	0	0	0	0	0	2
13	Massengill, Jazmine	1-5	0-1	1-2	1	1	2	2	3	0	2	0	1	20
	Team				1	6	7							
Totals		27-50	7-15	17-23	11	32	43	18	78	18	23	4	9	200

1st FG %:	7.14	50.0%	2nd:	5.11	45.5%	3rd:	9.14	64.3%	4th:	6.11	54.5%	Game:	27.50	54.0%	Deatball
3Pt %:	1.5	20.0%	2nd:	3.5	66.0%	3rd:	6.29	60.0%	4th:	7.22	27.8%	Rebounds			
FT %:	2.4	50.0%	2nd:	5.5	100.0%	3rd:	2.0	100.0%	4th:	17.53	77.9%				4.1

Auburn 69 • 12-2, 0-1 SEC

#	Player	Total		3-Ptr		Rebounds		PF	TP	A	T	Bk	Stl	Min
		FG	FGA	FT	FTA	Off	Def							
20	Thompson, Unique	8-15	0-0	3-4	7	5	12	2	19	2	1	1	2	36
24	Howard, Erin	4-8	3-7	0-0	3	1	4	3	11	0	0	0	1	33
00	Alexander, Daisa	4-17	2-8	3-4	0	2	2	4	13	3	0	0	3	33
23	Primm, Crystal	6-10	0-0	4-6	3	5	4	16	2	2	0	0	1	31
33	McKay, Janiah	2-11	1-3	5-6	1	0	1	2	10	2	3	0	2	30
01	Benton, Robyn	0-3	0-1	0-0	0	0	0	0	0	0	0	0	0	8
02	Moore, Brooke	0-4	0-3	0-0	1	1	0	0	0	0	0	0	0	11
03	Sanders, Erica	2-4	0-0	0-0	1	1	2	3	0	1	0	0	0	14
04	Jackson, Abigayle	0-1	0-0	0-0	0	1	1	0	0	0	1	0	0	4
	Team				1	0	1							
Totals		24-70	6-22	15-20	16	13	29	18	69	10	1	1	2	200

1st FG %:	7.14	41.2%	2nd:	5.59	26.3%	3rd:	4.14	28.6%	4th:	8.20	40.0%	Game:	24.70	34.3%	Deatball
3Pt %:	1.8	33.3%	2nd:	3.5	75.0%	3rd:	2.7	28.6%	4th:	6.22	27.8%	Rebounds			
FT %:	3.4	75.0%	2nd:	6.8	75.0%	3rd:	5.6	83.3%	4th:	15.20	75.0%				2.1

Officials: Scott Varnhough, Angelica Sufferin, Julie Krommenhoek
Technical fouls: Tennessee-None, Auburn-None.
Attendance: 2204

Score by periods	1st	2nd	3rd	4th	Total
Tennessee	17	18	23	18	78
Auburn	13	17	15	13	69

Last FG - UT 4th-02:33, AU 4th-01:01.
Largest lead - UT by 9 4th-00:09, AU by 3 3rd-09:14.
UT led for 27:36, AU led for 06:23. Game was tied for 06:01.

Score tied - 8 times.
Lead changed - 9 times.

Score tied - 0 times.
Lead changed - 0 times.

AUBURN -- Auburn sophomore Unique Thompson picked up her seventh double-double of the season, but the Tigers came up short in a 78-69 loss to No. 10 Tennessee Thursday night in the SEC opener for both teams at Auburn Arena.

The Tigers (12-2, 0-1 SEC) had trouble getting shots to fall, despite having 20 more attempts from the floor than the Lady Vols (12-1, 1-0). Meanwhile, Tennessee shot 54 percent from the field and pulled away late to secure the win.

Thompson finished with 19 points and 12 rebounds along with two assists, two steals and a block in 36 minutes of action. All five Auburn starters scored in double figures. Crystal Primm had 16 points, Daisa Alexander added 13, and Janiah McKay had 10.

Freshman Erin Howard, making her first career start in place of injured senior Emari Jones, scored a career-high 11 points, including three 3-pointers, to go along with four rebounds.

Auburn forced Tennessee into 23 turnovers but was only able to convert those into 20 points. Neither bench was effective -- Auburn's bench was held scoreless while the Lady Vols got just three points from their reserves. The Lady Vols also out-rebounded Auburn 43-29.

Tennessee went on a 9-3 run over the last four minutes of the third quarter to take a 58-50 lead into the fourth. But Auburn answered quickly with back-to-back 3-pointers from Howard in less than a minute to cut the lead to two and force a quick UT timeout. The Lady Vols would push their lead back to five points, but a 6-0 run with a pair of baskets from Primm gave Auburn a 62-61 lead with 5:41 to play. From there, though, Tennessee would never trail again, going on a 9-2 run over the next three minutes.

Auburn shot 34.3 percent from the field, the second-lowest percentage of the season, while Tennessee hit 54 percent of its shots, including a 7-for-15 (46.7%) clip from 3-point range.

Tennessee's Meme Jackson led all scorers with 27 points, including a 5-for-8 night from beyond the 3-point arc. Rennie Davis added 23 points and 14 rebounds.

Game 15: Jan. 6, 2019 Auburn 64, Florida 56 Stephen C. O'Connell Center Gainesville, Fla.

Official Basketball Box Score -- Game Totals -- Final Statistics
Auburn vs Florida
1/6/2019 1 p.m. at Exactech Arena at O'Connell Center

Auburn 64 • 13-2, 1-1

#	Player	Total		3-Ptr		Rebounds		PF	TP</
---	--------	-------	--	-------	--	----------	--	----	------

Game 16: Jan. 10, 2019
Auburn 66, Alabama 56
Coleman Coliseum
Tuscaloosa, Ala.

Official Basketball Box Score -- Game Totals -- Final Statistics
Auburn vs Alabama
01/10/19 7 p.m. CT at Tuscaloosa, Ala. (Coleman Coliseum)

Auburn 66 • 14-2, 2-1 SEC

#	Player	Total			3-Ptr			Rebounds			PF	TP	A	T	Bk	Stl	Min
		FG	FGA	FT	FTA	FG	FGA	FT	FTA	Off							
20	Unique Thompson	f	6-7	0-0	0-4	3	6	9	1	12	1	3	0	1	34		
24	Erin Howard	f	1-7	0-4	0-0	1	1	2	2	5	0	1	3	30			
00	Daisa Alexander	f	9-13	3-6	1-1	0	3	3	22	2	5	0	1	30			
23	Crystal Primm	g	5-9	0-1	0-0	0	3	3	10	4	5	0	1	27			
33	Janiah McKay	g	3-7	0-1	2-2	0	5	5	8	3	4	0	2	32			
01	Robyn Benton	g	1-5	1-2	0-0	0	2	2	0	3	0	1	0	11			
02	Brooke Moore	g	0-0	0-0	0-0	0	0	0	0	1	0	1	0	7			
03	Erica Sanders	g	3-3	0-0	0-0	0	0	0	3	6	1	0	0	21			
04	Abigayle Jackson	g	1-1	0-0	1-1	0	0	0	1	3	0	1	0	7			
10	Kiyae' White	g	0-0	0-0	0-0	0	0	0	0	0	0	0	0	1			
	Team		1	2													
	Totals		29-52	4-14	4-8	5	22	27	15	66	16	17	2	200			

1st FG %:	31.5	46.7%	2nd:	9-14	64.3%	3rd:	5-11	45.5%	4th:	8-12	66.7%	Game:	29-52	55.8%	Deadball
3FG %:	1-4	25.0%	1-3	33.3%	0-0	0.0%	0-0	0.0%	4-4	28.6%	28.6%	Rebounds			
FT %:	2-2	100.0%	0-4	0.0%	1-1	100.0%			4-8	50.0%		2			

Alabama 56 • 9-7, 1-2 SEC

#	Player	Total			3-Ptr			Rebounds			PF	TP	A	T	Bk	Stl	Min
		FG	FGA	FT	FTA	FG	FGA	FT	FTA	Off							
22	Capeland, Aniyah	f	5-9	0-0	2-2	3	5	8	3	12	0	2	0	1	36		
04	Walker, Jasmine	f	6-16	4-8	2-3	3	2	5	1	18	3	4	1	35			
01	Abrams, Megan	g	1-6	0-2	0-0	0	3	3	2	2	0	0	0	22			
00	Johnson, Cierra	g	4-13	0-6	0-1	2	4	6	2	8	6	0	2	38			
23	Wade, Shaquera	g	5-9	3-5	0-1	0	0	3	13	1	6	0	1	36			
05	Barber, Hannah	g	1-2	1-2	0-0	0	1	1	2	3	1	2	0	18			
10	Berry, Taylor	g	0-0	0-0	0-0	0	0	0	0	0	0	0	0	2			
12	Cruse, Allie Craig	g	0-0	0-0	0-0	0	0	0	0	0	0	0	0	5			
24	Benjamin, De'Sha	g	0-0	0-0	0-0	0	2	2	0	0	3	0	0	4			
25	Knight, Ashley	g	0-0	0-0	0-0	1	0	1	0	0	0	0	1	4			
	Team		1	2													
	Totals		22-55	8-23	4-7	17	30	33	13	56	14	25	9	200			

1st FG %:	5-14	35.7%	2nd:	4-12	33.3%	3rd:	7-17	41.2%	4th:	4-12	33.3%	Game:	22-55	40.0%	Deadball
3FG %:	1-5	20.0%	1-5	20.0%	2-8	25.0%			5-5	40.0%		23			
FT %:	4-9	44.4%	0-4	0.0%	1-1	100.0%			4-7	57.1%		1			

Officials: Felicia Grinter, Meadow Overstreet, Roy Gubeyan
Technical fouls: Auburn-None, Alabama-None.
Attendance: 2575

Score by periods	1st	2nd	3rd	4th	Total
Auburn	17	13	13	17	60
Alabama	13	10	14	19	56

Last FG - AU 4th-00:36, UA 4th-01:00.
Largest lead - AU by 15 2nd-07:35, UA by 2 1st-05:34.
AU led for 35:33, UA led for 01:31. Game was tied for 02:21.

Game 17: Jan. 14, 2019
#7 Mississippi State 85, Auburn 59
Auburn Arena
Auburn, Ala.

Official Basketball Box Score -- Game Totals -- Final Statistics
Mississippi State vs Auburn
01/14/19 6:00 p.m. at Auburn Arena -- Auburn, Ala.

Mississippi State 85 • 16-1, 4-0 SEC

#	Player	Total			3-Ptr			Rebounds			PF	TP	A	T	Bk	Stl	Min
		FG	FGA	FT	FTA	FG	FGA	FT	FTA	Off							
00	Howard, Anriel	f	2-7	0-1	3-4	2	6	8	4	7	5	5	0	1	28		
55	Bibby, Chloe	f	3-9	3-6	2-3	1	4	5	1	11	1	2	0	32			
15	McCowan, Teaira	f	9-10	0-0	4-4	4	6	10	3	22	0	1	3	23			
10	Holmes, Jazzmun	g	3-5	0-0	2-2	0	3	3	2	8	5	2	1	33			
24	Danberry, Jordan	g	5-8	0-0	1-1	0	1	1	2	10	2	4	0	26			
01	Taylor, Myah	g	0-2	0-0	2-4	1	1	2	0	2	1	0	0	7			
02	Espinosa-Hunte, Andra	g	2-6	1-4	2-2	1	0	1	7	1	1	0	0	14			
04	Carter, Jessica	g	4-4	0-0	6-6	3	3	6	2	14	0	0	0	17			
11	Wiggins, Xaria	g	1-1	0-0	1-2	1	1	2	0	3	1	0	0	4			
10	Tate, Nyah	g	0-1	0-1	0-0	0	0	0	0	0	0	0	0	1			
23	Scott, Bre'Amber	g	2-0	0-0	1-2	2	2	2	1	0	3	1	1	15			
	Team		0	0													
	Totals		29-55	4-12	23-30	15	28	43	17	85	16	20	5	8	200		

1st FG %:	6-12	50.0%	2nd:	6-10	60.0%	3rd:	11-18	61.1%	4th:	6-15	40.0%	Game:	29-55	52.7%	Deadball
3FG %:	1-2	50.0%	2-4	50.0%	3-3	33.3%			8-3	69.0%		41-2	33.3%		
FT %:	9-12	75.0%	2-2	100.0%	3-4	75.0%			9-12	75.0%		23-30	76.7%	Rebounds	

Auburn 59 • 14-3, 2-2 SEC

#	Player	Total			3-Ptr			Rebounds			PF	TP	A	T	Bk	Stl	Min
		FG	FGA	FT	FTA	FG	FGA	FT	FTA	Off							
20	Unique Thompson	f	0-0	0-0	2-2	1	3	4	2	0	3	0	0	22			
24	Erin Howard	f	0-0	0-0	0-0	0	0	0	0	2	0	0	0	15			
00	Daisa Alexander	f	7-13	1-5	3-6	2	3	5	4	18	1	5	0	30			
23	Crystal Primm	g	6-15	0-0	2-7	1	0	1	2	14	1	2	0	33			
33	Janiah McKay	g	3-4	0-3	0-1	1	2	3	6	3	1	0	2	30			
01	Robyn Benton	g	1-6	0-3	1-2	0	1	1	3	0	0	0	0	19			
02	Brooke Moore	g	6-11	0-0	0-0	0	0	0	16	0	2	1	1	17			
03	Erica Sanders	g	0-0	0-0	0-0	0	0	0	2	4	0	0	0	5			
04	Abigayle Jackson	g	0-0	0-0	0-0	0	0	0	2	0	2	0	1	14			
10	Kiyae' White	g	0-0	0-0	0-0	0	1	1	2	0	0	1	0	12			
	Team		0	0													
	Totals		23-59	5-20	8-18	10	14	24	25	59	8	16	2	15	200		

1st FG %:	5-12	41.7%	2nd:	7-18	38.9%	3rd:	7-15	46.7%	4th:	4-14	28.6%	Game:	23-59	39.0%	Deadball
3FG %:	0-2	0.0%	1-4	25.0%	2-6	33.3%			2-8	25.0%		5-20	25.0%		
FT %:	2-5	40.0%	1-2	50.0%	1-2	50.0%			8-18	44.4%		8			

Officials: Jesse Dickerson, Maj Forsberg, Angelica Suffman
Technical fouls: Mississippi State-None, Auburn-None.
Attendance: 1908

Score by periods	1st	2nd	3rd	4th	Total
Mississippi State	22	16	26	21	85
Auburn	12	16	17	14	59

Last FG - MS 4th-02:58, AU 4th-01:43.
Largest lead - MS by 27 4th-05:45, AU None.
MS led for 30:56, AU led for 00:00. Game was tied for 00:54.

Game 18: Jan. 17, 2019
Auburn 72, Vanderbilt 70
Memorial Gym
Nashville, Tenn.

Official Basketball Box Score -- Game Totals -- Final Statistics
Auburn vs Vanderbilt University
01/17/19 7 p.m. at Nashville, Tenn.

Auburn 72 • 15-3 (3-2 SEC)

#	Player	Total			3-Ptr			Rebounds			PF	TP	A	T	Bk	Stl	Min
		FG	FGA	FT	FTA	FG	FGA	FT	FTA	Off							
20	Unique Thompson	f	8-13	0-0	0-3	5	8	13	3	16	0	1	1	36			
24	Erin Howard	f	1-7	0-4	0-0	2	1	3	2	0	2	0	0	19			
00	Daisa Alexander	f	5-15	2-6	2-2	2	1	3	14	0	1	0	2	30			
23	Crystal Primm	g	3-6	0-0	2-3	3	1	4	3	8	4	2	0	38			
33	Janiah McKay	g	9-18	1-5	0-0	0	0	0	3	19	6	2	0	43			
01	Robyn Benton	g	2-3	1-2	3-3	2	1	3	1	8	0	0	0	15			
02	Brooke Moore	g	0-1	0-0	0-0	0	0	0	1	0	0	1	0	5			
03	Erica Sanders	g	2-4	1-1	0-0	0	0	0	4	5	0	0	0	17			
04	Abigayle Jackson	g	0-0	0-0	0-0	0	0	0	1	0	0	0	0	3			
10	Kiyae' White	g	0-0	0-0	0-0	0	0	0	0	0	0	0	0	0+			
	Team		0	0													
	Totals		30-67	5-18	7-11	15	12	27	18	72	10	10	1	12	200		

1st FG %:	4-17	23.5%	2nd:	9-17	52.9%	3rd:	6-14
-----------	------	-------	------	------	-------	------	------

Game 19: Jan. 24, 2019
#24 Texas A&M 69, Auburn 67
Auburn Arena
Auburn, Ala.

Official Basketball Box Score -- Game Totals -- Final Statistics
Texas A&M vs Auburn
01/24/19 7:30 p.m. at Auburn Arena -- Auburn, Ala.

Table with columns: Player, FG, 3-PT, Rebounds, FT, PF, TP, A, TO, Bk, Stl, Min. Rows include Jones, N'Dea, Johnson, Ciera, Carter, Chennedy, Washington, Shambria, Wells, Kayla, Walton, Jada.

1st FG %: 41.0 40.0% 2nd: 41.2 33.3% 3rd: 10-14 71.4% Game: 23-48 47.9%
3PT %: 2.7 28.6% 1-5 100.0% 3-3 100.0% 0-1 0.0% 6-16 37.5%
FT %: 2.2 100.0% 2-4 50.0%

Auburn 67 • 15-4, 3-3 SEC
Total 3-Ptr Rebounds
FG-FGA FG-FGA FT-FTA Off Def Tot PF TP A TO Bk Stl Min

Table with columns: Player, FG, 3-PT, Rebounds, FT, PF, TP, A, TO, Bk, Stl, Min. Rows include Unique Thompson, Daisa Alexander, Erica Sanders, Crystal Primm, Janiah McKay, Brooke Moore, Abigail Jackson, Erin Howard.

1st FG %: 24.9 38.8% 2nd: 5-13 38.5% 3rd: 6-15 40.0% 4th: 7-15 46.7% Game: 25-62 40.3%
3PT %: 3.8 37.5% 2-3 66.7% 3-7 42.9% 0-2 0.0% 8-20 40.0%
FT %: 1.1 100.0% 2-4 50.0% 0-8 0.0% 6-16 37.5%

Officials: Michael McConnell, Pualani Spurlock, Roy Gulbeyan
Technical fouls: Texas A&M-None. Auburn-None.

Score by periods table with columns: 1st, 2nd, 3rd, 4th, Total. Rows for Texas A&M and Auburn.

Last FG - TAMU 4th-00:04. AU 4th-00:17.
Largest lead - TAMU by 11 4th-05:46. AU by 8 2nd-01:51.

TAMU led for 38:14. AU led for 17:46. Game was tied for 04:00.

Score tied - 6 times. Lead changed - 4 times.

AUBURN -- Auburn fought back from an 11-point fourth-quarter deficit to tie the game in the closing seconds, but No. 24 Texas A&M scored with four seconds to play to give the Aggies a 69-67 win Thursday night at Auburn Arena.

The Tigers (15-4, 3-3 SEC) tied the game 67-67 on a runner by Janiah McKay with 17 seconds left, but the Aggies' Chennedy Carter scored the final two of her game-high 28 points on a jumper in the paint that proved to be the game-winner with four seconds left.

McKay led Auburn with 17 points while Daisa Alexander added 12. Robyn Benton scored 11 points, and Crystal Primm finished with 10 points and four steals. Unique Thompson led the Tigers with 10 rebounds.

The key stat in the second half was rebounding - the Aggies had 11 offensive rebounds in the second half that turned into 13 second-chance points. For the game, A&M out-rebounded Auburn 39-30.

Auburn shot 40.3 percent from the field and was 9-of-11 (81.8%) at the free-throw line. Texas A&M got to the line 28 times in the game, making 17 (60.7%); the Aggies shot 47.9 percent from the field.

The Tigers forced 21 turnovers - matching a season-high by Texas A&M - and converted those into 26 points. It was the 11th straight game for Auburn to force at least 20 opponent turnovers.

A&M extended their lead to as many as 11 points and led 63-52 with under four minutes to play. But the Tigers chipped away, cutting it to six and then to three on a pair of 3-pointers by Alexander. After her second triple, McKay stole the inbound pass and was fouled, making both free throws to cut the deficit to one point at 65-64. A second straight turnover led to a game-tying free throw by Primm.

Auburn missed a pair of scoring opportunities, but the Aggies missed the front end of two straight free-throw opportunities, giving McKay the chance to tie the game late. But with no timeouts left, Auburn was unable to stop Carter's game-winner, and Alexander's attempt at the buzzer fell short.

Game 20: Jan. 27, 2019
#25 Missouri 74, Auburn 65
Mizzou Arena
Columbia, Mo.

Official Basketball Box Score -- Game Totals -- Final Statistics
Auburn vs #25 Mizzou
01/27-19 2 p.m. CT at Columbia, Mo. (Mizzou Arena)

Table with columns: Player, FG, 3-Ptr, Rebounds, FT, PF, TP, A, TO, Bk, Stl, Min. Rows include Daisa Alexander, Erica Sanders, Unique Thompson, Crystal Primm, Janiah McKay, Robyn Benton, Brooke Moore, Kiyae' White, Erin Howard, Natalie Kelly.

1st FG %: 31.4 71% 2nd: 10-13 76.9% 3rd: 0-15 0.0% 4th: 7-20 35.0% Game: 26-62 41.9%
3PT %: 0-1 0.0% 0-3 0.0% 0-2 0.0% 0-1 0.0% 5-11 45.5% 6-12 50.0%
FT %: 0-0 0.0% 0-3 0.0% 2-2 100.0%

#25 Mizzou 74 • 17-5 (5-3 SEC)
Total 3-Ptr Rebounds
FG-FGA FG-FGA FT-FTA Off Def Tot PF TP A TO Bk Stl Min

Table with columns: Player, FG, 3-Ptr, Rebounds, FT, PF, TP, A, TO, Bk, Stl, Min. Rows include Cunningham, Sophie, Aldridge, Lauren, Porter, Cierra, Roundtree, Jordan, Smith, Amber, Levy, Akira, Troup, Haley, Schuchts, Hannah, Chavis, Jordan, Tahane, Emmanuelle.

1st FG %: 31.4 50.0% 2nd: 6-10 60.0% 3rd: 6-11 54.5% 4th: 3-10 30.0% Game: 22-45 48.9%
3PT %: 0-0 0.0% 0-0 0.0% 0-0 0.0% 0-2 0.0% 6-11 54.5% 6-8 75.0%
FT %: 4-6 66.7% 2-2 100.0% 6-8 75.0%

Officials: Mark Zentz, Bill Laranca, Angelica Suffren
Technical fouls: Auburn-None. #25 Mizzou-None.

Score by periods table with columns: 1st, 2nd, 3rd, 4th, Total. Rows for Auburn and #25 Mizzou.

Last FG - AU 4th-00:07. MU-W 4th-01:43.
Largest lead - AU None. MU-W by 29 3rd-04:39.

AU led for 00:00. MU-W led for 39:09. Game was tied for 00:51.

Score tied - 0 times. Lead changed - 0 times.

COLUMBIA, Mo. -- Janiah McKay scored a season-high 23 points, but Auburn was unable to overcome a big early deficit in a 74-65 loss at No. 25 Missouri Sunday afternoon.

Auburn (15-6, 3-4 SEC) cut what had been a 29-point Missouri lead to as few as eight points in the fourth quarter and outscored the host Tigers by 20 points over the final 14 minutes, but a difficult first quarter was too much for Auburn to overcome.

McKay's 23 led four Tigers in double figures. Crystal Primm added 12 points, Daisa Alexander had 11 and Brooke Moore scored 10.

After missing its first 11 shots, Auburn finished at 42% for the game. Missouri hit 11 3-pointers in the first half but was held to just one in the second half and finished at 49% from the field for the game. Auburn scored 20 points off 17 Missouri turnovers.

Mizzou led 23-2 after one quarter when Auburn went 1-of-14 from the field while Mizzou shot 50% (5-10) on 3-pointers alone. Auburn cut the deficit to as few as 16 late in the second quarter, but Mizzou kept hitting 3-pointers - 11 of them in the first half alone - and took a 43-23 lead at the break.

Missouri had its largest lead at 58-29 with 4:33 to play in the third quarter, but Auburn cut that to a 19-point deficit at the end of the quarter at 62-43. Auburn then outscored Mizzou 22-12 in the fourth, getting as close as eight points when a McKay 3-pointer made it 66-58 with 3:19 to play. But Missouri took care of business at the free-throw line down the stretch and Auburn could get no closer.

Sophie Cunningham led Missouri with 30 points.

Game 21: Jan. 31, 2019
Auburn 64, Ole Miss 51
The Pavilion at Ole Miss
Oxford, Miss.

Official Basketball Box Score -- Game Totals -- Final Statistics
Auburn vs Ole Miss
01-31-19 7 PM at Oxford, Miss. (The Pavilion at Ole Miss)

Table with columns: Player, FG, 3-Ptr, Rebounds, FT, PF, TP, A, TO, Bk, Stl, Min. Rows include Unique Thompson, Daisa Alexander, Crystal Primm, Janiah McKay, Robyn Benton, Brooke Moore, Erica Sanders, Abigail Jackson, Kiyae' White, Natalie Kelly.

1st FG %: 51.6 31.3% 2nd: 3-13 23.1% 3rd: 9-18 50.0% 4th: 4-14 28.6% Game: 21-60 35.0%
3PT %: 1-4 25.0% 0-3 0.0% 3-7 42.9% 1-6 16.7% 4-20 20.0%
FT %: 4-4 100.0% 0-0 0.0% 1-1 100.0% 0-1 0.0% 3-4 75.0%

Ole Miss 51 • 8-14, 2-6 SEC
Total 3-Ptr Rebounds
FG-FGA FG-FGA FT-FTA Off Def Tot PF TP A TO Bk Stl Min

Table with columns: Player, FG, 3-Ptr, Rebounds, FT, PF, TP, A, TO, Bk, Stl, Min. Rows include Salter, La'Karis, Reid, Mimi, Allen, Crystal, Smith, Taylor, Sessom, Shadricka, Crawford, Gabby, Dunlap, Jhileya, Muhate, Cecilia, Matthews, Mahogany, Dozier, Shannon, Kitchens, Iyanila.

1st FG %: 41.7 35.3% 2nd: 4-12 33.3% 3rd: 3-8 37.5% 4th: 5-14 35.7% Game: 18-51 35.3%
3PT %: 1-6 16.7% 0-3 0.0% 3-9 33.3% 1-6 16.7% 4-20 20.0%
FT %: 4-4 100.0% 0-2 0.0% 0-0 0.0% 0-1 0.0% 3-4 75.0%

Officials: Cameron Inouye, Gina Cross, Metta Roberts
Technical fouls: Auburn-None. Ole Miss-None.

Score by periods table with columns: 1st, 2nd, 3rd, 4th, Total. Rows for Auburn and Ole Miss.

Last FG - AU 4th-01:53. OM 4th-00:32.
Largest lead - AU by 22 4th-04:39. OM by 1 2nd-09:11.

AU led for 37:53. OM led for 01:45. Game was tied for 00:16.

Score tied - 1 time. Lead changed - 4 times.

OXFORD, Miss. -- Auburn sophomore Unique Thompson picked up her ninth double-double of the year to lead the Tigers to a 64-51 victory over Ole Miss Thursday night at The Pavilion at Ole Miss.

The Tigers (16-5, 4-4 SEC) struggled from the field early in the game, but outscored the Rebels (8-14, 2-6) 25-10 in the third quarter to break open what had been a three-point game at the half.

Thompson finished with 20 points and 12 rebounds and was a career-best 10-of-12 at the free-throw line. Daisa Alexander scored 10 points, all coming in that pivotal third quarter, and Crystal Primm finished with 11 points and six rebounds.

Freshman Erin Howard moved back into the starting lineup and filled the stat sheet with eight points, five rebounds, three steals and two assists. Janiah McKay finished with six points and six assists.

Both teams shot 35 percent from the field, but Auburn made up for a tough shooting night by hitting 18-of-24 free throws. The Tigers also out-rebounded the Rebels 40-38, snapping a string of five straight games losing the rebounding battle.

Auburn also forced Ole Miss into 20 turnovers with nine of those coming in the third quarter; the Tigers scored 15 points off those 20 turnovers.

Auburn worked the ball inside repeatedly in the opening few minutes as Thompson had 12 of Auburn's first 15 points. And despite Auburn struggling from outside the paint, the Tigers took a 27-24 lead to halftime, thanks in large part to hitting 10-of-14 free throws in the opening 20 minutes.

The Tigers opened the third quarter on a 9-0 run and held Ole Miss without a field goal for nearly nine minutes of the third quarter, extending the lead to as many as 20 points before taking a 52-34 lead to the final period. Meanwhile, the Tigers forced nine third-quarter turnovers, limiting Ole Miss to just eight shot attempts. Auburn led by as many as 22 midway through the fourth quarter before a few late Ole Miss baskets cut the final margin to 13.

Game 22: Feb. 3, 2019
Auburn 59, Georgia 58 (OT)
Auburn Arena
Auburn, Ala.

Official Basketball Box Score -- Game Totals -- Final Statistics
Georgia vs Auburn
02/03/19 2:00 p.m. at Auburn Arena -- Auburn, Ala.

##	Player	Total		3-Ptr		Rebounds		PF	TP	A	TO	Bk	Stl	Min
		FG	FGA	FG	FGA	FT	FTA							
04	ROBINSON, Caliya	r	11-13	0-0	0-2	2	8	10	2	22	2	5	2	41
00	COLE, Taja	g	1-5	1-2	0-0	0	4	4	3	5	2	0	1	24
02	CONNALLY, Gabby	g	3-6	3-5	0-0	1	3	4	3	9	5	8	0	41
11	CALDWELL, Maya	g	2-7	1-4	0-0	1	2	2	5	1	4	0	2	30
23	MORRISON, Que	g	1-5	0-2	0	1	2	2	2	2	5	0	1	27
03	PAUL, Stephanie	g	2-4	0-1	4-6	1	3	3	8	2	0	2	0	15
10	HOSE, Caitlin	g	3-8	3-8	0	0	4	1	9	4	1	0	1	36
12	HUBBARD, Kaila	g	0-1	0-0	0	0	0	0	0	0	0	0	0	7
14	STAATT, Jenna	g	0-1	0-0	0	0	0	0	0	0	0	0	0	4
	Team					2	3	5						
	Totals		23-50	8-22	4-8	8	28	36	18	58	17	28	7	225

1st FG %: 31.2 25.0% 2nd: 61.1 54.5% 3rd: 71.3 53.8% 4th: 41.9 44.4% Game: 33.0 46.0% Deadeball
3FG %: 1.2 20.0% 1-2 50.0% 1-2 50.0% 0-0 0.0% 1-4 25.0% 10-10 50.0% Rebounds
FT %: 0.0 0.0% 1-2 50.0% 1-2 50.0% 0-0 0.0%

Auburn 59 • 17-5, 5-4 SEC

##	Player	Total		3-Ptr		Rebounds		PF	TP	A	TO	Bk	Stl	Min
		FG	FGA	FG	FGA	FT	FTA							
20	Unique Thompson	r	6-10	0-0	2-5	5	4	9	3	14	0	2	1	43
24	Erin Howard	r	3-3	1-1	0-0	2	2	4	1	7	0	1	0	32
00	Daisa Alexander	g	1-11	0-3	1-2	0	2	2	2	3	1	2	0	33
23	Crystal Primm	g	4-17	0-8	5-6	4	5	9	2	13	0	5	0	38
33	Janiah McKay	g	5-17	0-4	8-10	0	1	1	2	18	1	4	0	39
01	Robyn Benton	g	2-2	0-1	0	0	0	0	0	1	0	0	0	4
02	Brooke Moore	g	0-4	0-1	0-0	1	1	2	0	0	1	1	1	15
03	Erica Sanders	g	1-2	0-0	2-2	0	2	1	4	2	1	0	0	29
10	Kiyae' White	g	0-0	0-0	0	0	0	0	0	0	0	0	0	2
	Team					17	18							
	Totals		20-66	1-10	18-25	19	18	37	11	59	4	17	1	225

1st FG %: 34.4 21.4% 2nd: 51.0 59.0% 3rd: 40.7 23.9% 4th: 41.7 47.3% Game: 36.6 30.3% Deadeball
3FG %: 0.0 0.0% 1-2 50.0% 0-3 0.0% 0-1 0.0% 0-2 0.0% 1-0 100.0% Rebounds
FT %: 1.2 20.0% 1-2 50.0% 1-4 25.0% 7-11 63.6% 19-29 72.9% 6.1

Officials: Dee Kestner, Kylie Galloway, Eric Baker
Technical fouls: Georgia-None, Auburn-None.
Attendance: 2170

Score by periods	1st				2nd				3rd				4th				OT	Total
	1st	2nd	3rd	4th	1st	2nd	3rd	4th	1st	2nd	3rd	4th	1st	2nd	3rd	4th		
Georgia	7	15	18	9	15	19	15	11	11	11	11	17	7	4		59		
Auburn	7	12	11	19	10	10	10	10	10	10	10	10	10	10		58		

Last FG - USA 02:02-01, AU 07:01-07.
Largest lead - USA by 13 4th-09:43, AU by 2 2nd-09:13.
USA led for 35:18, AU led for 02:45, Game was tied for 06:57.

AUBURN -- A furious rally to force overtime led and clutch free throws in the extra period led the Auburn women's basketball team to a 59-58 win over Georgia Sunday afternoon at Auburn Arena.

The Tigers (17-5, 5-4 SEC) snapped a four-game skid against Georgia that dated to 2016 and rallied from a double-digit deficit for the second time in SEC play.

After Auburn trailed by as many as 13 points in the fourth quarter, junior Crystal Primm hit a game-tying layup with 13 seconds left to send it to overtime at 49-49. The Tigers then went 6-for-6 at the free-throw line in overtime - including 4-for-4 from Primm in the final 34 seconds - and held off a last-second shot from Georgia to secure their first home SEC win of the season.

With 15.6 seconds left in overtime and Auburn trailing 58-57 with the ball in the frontcourt, Janiah McKay drove for what would have been the go-ahead layup. After she missed, Primm grabbed the rebound and was fouled on the put-back attempt. Both free throws were good, and after Georgia called timeout to advance, the Bulldogs' 3-point attempt missed and time expired to give the Tigers a stirring victory.

Auburn overcame its worst shooting game of the season (30.4%) by forcing 28 Georgia turnovers - 11 in the fourth quarter alone - converting those into 22 points. The Tigers had a season-high 21 steals and out-rebounded Georgia 37-36.

Janiah McKay led the Tigers with 18 points and scored her 1,500th career point in the first quarter. She also had a season-high five steals and was 8-of-10 at the free-throw line. Unique Thompson added 14 points and nine rebounds along with four steals, and Primm finished with 13 points and a career-high nine rebounds.

Four Auburn players had at least four steals - McKay led with five while Thompson, Alexander and Erica Sanders had four apiece. Erin Howard added three steals along with seven points and four rebounds.

Game 23: Feb. 7, 2019
#19 Kentucky 78, Auburn 68
Auburn Arena
Auburn, Ala.

Official Basketball Box Score -- Game Totals -- Final Statistics
Kentucky vs Auburn
02/07/19 6:00 p.m. at Auburn Arena -- Auburn, Ala.

##	Player	Total		3-Ptr		Rebounds		PF	TP	A	TO	Bk	Stl	Min	
		FG	FGA	FG	FGA	FT	FTA								Off
03	McKinney, KeKe	r	1-3	1-1	2-2	2	6	8	4	5	2	3	0	1	26
34	Wyatt, Tatyana	r	4-5	0-0	1-2	1	2	3	5	9	0	0	1	23	
04	Morris, Maci	g	3-12	2-6	0-0	1	4	5	1	8	1	4	1	28	
23	Howard, Rhyné	g	6-12	5-7	2-2	0	4	4	19	6	2	0	3	34	
24	Murray, Taylor	g	7-12	1-2	2-2	0	1	1	2	17	4	2	0	34	
05	Green, Blair	g	5-5	2-2	0-0	0	3	3	1	12	1	2	1	19	
12	Paschke, Amanda	g	2-3	0-0	0	0	1	1	2	4	0	3	0	19	
32	Roper, Jaida	g	0-2	0-2	4-5	0	1	1	0	4	1	0	0	17	
	Team					1	0								
	Totals		28-54	11-20	11-13	5	22	27	19	78	15	17	2	11	200

1st FG %: 71.2 50.3% 2nd: 61.5 53.3% 3rd: 71.0 46.7% 4th: 61.2 50.0% Game: 28.5 51.0% Deadeball
3FG %: 6.6 100.0% 1-4 25.0% 1-4 25.0% 1-4 25.0% 1-1 100.0% Rebounds
FT %: 2.0 100.0% 1-2 50.0% 1-2 50.0% 1-2 50.0%

Auburn 68 • 17-6, 5-5 SEC

##	Player	Total		3-Ptr		Rebounds		PF	TP	A	TO	Bk	Stl	Min	
		FG	FGA	FG	FGA	FT	FTA								Off
20	Unique Thompson	r	7-11	0-0	6-10	2	4	6	3	20	0	5	0	1	36
24	Erin Howard	r	2-3	0-0	0-0	2	2	4	3	4	1	3	0	20	
00	Daisa Alexander	g	2-3	0-1	2-2	1	1	2	2	2	0	1	1	13	
23	Crystal Primm	g	3-7	0-0	5-7	0	2	2	4	11	5	3	0	35	
33	Janiah McKay	g	3-12	0-2	8-8	1	1	1	0	14	3	2	0	38	
01	Robyn Benton	g	3-5	1-3	1-2	0	0	0	2	8	0	0	1	15	
02	Brooke Moore	g	2-8	1-5	0-0	1	1	1	0	5	0	0	2	16	
03	Erica Sanders	g	1-3	0-0	0-0	0	3	3	2	4	2	0	1	23	
10	Kiyae' White	g	2-1	0-0	0	0	2	1	3	0	1	0	0	4	
	Team					4	6								
	Totals		22-52	1-1	22-29	10	19	29	16	68	11	15	1	14	200

1st FG %: 71.5 46.7% 2nd: 41.4 28.6% 3rd: 51.2 41.7% 4th: 61.1 54.5% Game: 25.2 42.3% Deadeball
3FG %: 3.8 37.5% 0-5 0.0% 0-3 0.0% 4-4 100.0% 1-1 100.0% Rebounds
FT %: 4.5 80.0% 1-2 50.0% 1-0 100.0% 8-13 61.5%

Officials: Tina Napier, Luis Gonzalez, Julie Krommenhoek
Technical fouls: Kentucky-None, Auburn-None.
Attendance: 1604

Score by periods	1st				2nd				3rd				4th				Total
	1st	2nd	3rd	4th	1st	2nd	3rd	4th	1st	2nd	3rd	4th	1st	2nd	3rd	4th	
Kentucky	22	20	22	14	7	8	8	7	7	7	7	7	7	7	7	78	
Auburn	18	20	22	14	7	8	8	7	7	7	7	7	7	7	7	68	

Last FG - UK 4th-01:19, AU 4th-04:15.
Largest lead - UK by 16 1st-09:21, AU by 2 1st-09:36.
UK led for 39:04, AU led for 00:32, Game was tied for 00:24.

AUBURN -- Auburn's Unique Thompson scored a game-high 20 points, but a 3-point barrage in the first half by No. 19 Kentucky was the difference in a 75-65 loss Thursday night at Auburn Arena.

The Tigers (17-6, 5-5 SEC) led in most statistical categories and were able to control the paint most of the night, but the Wildcats (19-5, 6-4) hit their first eight 3-point attempts and used a 14-0 run in the second quarter to build a lead Auburn could not overcome.

Auburn shot 42.3 percent from the field and out-rebounded Kentucky 29-27. It was the first time this season that Auburn fell when out-rebounding its opponent. The Tigers also scored 22 points off 17 Kentucky turnovers and controlled the inside game, scoring 36 points in the paint. Auburn also took advantage of free-throw opportunities, hitting 22-of-29 attempts at the line.

Kentucky, meanwhile, shot 51.9 percent for the game, including a 55-percent night (11-for-20) from beyond the arc. The Wildcats were 9-of-12 from 3-point range in the first half before Auburn was able to hold them to just 2-of-8 after halftime.

Thompson's 20 points led all scorers; she also led Auburn with six rebounds. Janiah McKay added 14 points, and Crystal Primm scored 11 and led the Tigers with six steals and five assists. Robyn Benton added eight points off the bench.

After a mostly even first quarter that saw Kentucky take a 22-18 lead, Auburn scored first in the second quarter to cut the lead to two with 8:44 left. But over the next three-plus minutes, the Wildcats forced three Auburn turnovers and hit a pair of 3s as part of a 14-0 run to give Kentucky a 36-20 lead. The Wildcats would finally miss on their ninth 3-point attempt of the night but took a 42-28 lead to the half.

Kentucky extended its lead to as much as 16 at 66-50 with 8:39 to play. Auburn would get as close as nine points midway through the quarter but could pull no closer.

Game 24: Feb. 10, 2019
Auburn 75, Arkansas 73
Bud Walton Arena
Fayetteville, Ark.

Official Basketball Box Score -- Game Totals -- Final Statistics
Auburn vs Arkansas
02/10/19 1 p.m. at Fayetteville, Ark. (Bud Walton Arena)

##	Player	Total		3-Ptr		Rebounds		PF	TP	A	TO	Bk	Stl	Min	
		FG	FGA	FG	FGA	FT	FTA								Off
20	Unique Thompson	r	4-12	0-0	5-6	4	8	12	1	13	3	3	1	2	34
24	Erin Howard	r	3-9	1-5	0-0	2	6	8	0	7	3	1	3	2	30
00	Daisa Alexander	g	7-14	2-6	2-2	2	1	3	4	18	1	0	0	2	31
23	Crystal Primm	g	4-5	0-0	1-1	0	1	1	5	9	2	2	0	20	
33	Janiah McKay	g	4-6	0-0	5-6	0	3	3	5	13	6	0	0	1	34
01	Robyn Benton	g	2-4	1-2	1-2	1	0	1	1	11	0	1	0	12	
02	Brooke Moore	g	0-2	0-0	0	0	0	0	1	0	1	0	0	4	
03	Erica Sanders	g	1-2	0-0	0-0	1	1	2	4	2	0	2	0	18	
04	Abiyaeve Jackson	g	1-3	0-0	0-0	1	2	3	1	2	0	1	1	8	
10	Kiyae' White	g	0-0	0-0	0	0	0	1	0	0	1	0	0	6	
	Team					1	3								
	Totals		28-61	5-17	14-17	12	25	37	23	75	15	11	5	7	200

1st FG %: 71.5 46.7% 2nd: 81.7 47.1% 3rd: 101.9 52.6% 4th: 31.0 30.0% Game: 28.6 45.9% Deadeball
3FG %: 2.6 33.3%

Game 25: Feb. 14, 2019 Tennessee 73, Auburn 62 Thompson-Boling Arena Knoxville, Tenn.

Official Basketball Box Score -- Game Totals -- Final Statistics
Auburn vs Tennessee
02/14/19 7:02 p.m. at Knoxville, Tenn. (Thompson-Boling Arena)

Auburn 62 • 18-7, 6-6 SEC		Total		3-Ptr		Rebounds		FT		PF		A TO Bk		Stl		Min	
##	Player	FG	FGA	FT	FTA	Off	Def	PF	TP	A	TO	Bk	Stl	Min			
20	Unique Thompson	6	10	0	0	6	7	13	2	12	1	1	1	0	36		
24	Erin Howard	1	4	1	3	0	2	3	3	2	2	0	0	31			
00	Daisa Alexander	9	22	4	10	0	2	3	22	3	1	0	4	35			
23	Crystal Primm	6	9	0	0	3	1	4	1	4	2	3	0	25			
33	Janiah McKay	5	11	0	3	1	1	12	1	2	0	1	0	34			
01	Robyn Benton	3	5	1	2	0	0	2	7	1	1	0	2	14			
03	Erica Sanders	0	3	0	1	0	2	2	0	0	1	0	0	12			
04	Abigail Jackson	1	1	0	0	0	1	5	2	0	2	1	0	9			
10	Kiyae White	0	0	0	0	0	1	0	0	0	1	0	0	4			
Team		1		3		4		0		0		0		0			
Totals		27	65	6	19	2	5	10	20	30	19	62	11	13	2	8	200

1st FG %:	31.6%	2nd:	61.9%	3rd:	41.4%	4th:	28.6%	Game:	27.63	42.9%	Rebounds:	41.5%
3FG %:	33.3%	FT %:	66.7%	PF:	1.2	50.0%	A TO Bk:	3.3	33.3%	Stl:	1.1	31.6%
FT %:	0.0%	Rebounds:	1.3	33.3%	PF:	1.3	33.3%	A TO Bk:	2.5	40.0%	Stl:	0.0%

Tennessee 73 • 16-8, 5-6

Tennessee 73 • 16-8, 5-6		Total		3-Ptr		Rebounds		FT		PF		A TO Bk		Stl		Min	
##	Player	FG	FGA	FT	FTA	Off	Def	PF	TP	A	TO	Bk	Stl	Min			
00	Davis, Renna	1	5	1	1	4	4	3	7	10	2	1	0	2	40		
15	Green, Cheridene	6	10	0	0	4	6	5	6	11	0	0	0	34			
02	Westbrook, Evina	9	11	1	5	6	5	1	9	10	4	0	0	36			
00	Jackson, Memie	6	26	2	5	0	0	0	2	6	3	1	0	34			
16	Green, Zsazs	9	12	1	2	0	5	2	7	25	1	2	0	34			
04	Collins, Mimi	0	2	0	0	0	1	0	0	0	2	0	0	4			
05	Harris, Kamera	0	0	0	0	0	0	0	0	0	0	0	0	3			
11	Kushibiki, Kasijahna	0	2	0	0	0	3	0	0	1	0	0	0	10			
12	Burrell, Rae	0	1	0	0	0	0	0	0	0	0	0	0	4			
13	Messingill, Jazmine	1	2	0	0	1	2	2	0	2	0	0	0	5			
Team		4		4		4		0		0		0		0			
Totals		27	63	5	13	14	16	8	73	16	12	0	0	10	200		

1st FG %:	31.8%	2nd:	31.5	3rd:	20.0%	4th:	9.1%	Game:	27.63	42.9%	Rebounds:	41.5%
3FG %:	50.0%	FT %:	66.7%	PF:	1.2	50.0%	A TO Bk:	3.3	33.3%	Stl:	1.1	31.6%
FT %:	0.0%	Rebounds:	2.2	100.0%	PF:	1.8	75.0%	A TO Bk:	4.4	100.0%	Stl:	14.16

Officials: Dee Kantner, Eric Brewton, Amy Bonner
Technical fouls: Auburn-None, Tennessee-None.
Attendance: 7547

Score by periods	1st	2nd	3rd	4th	Total
Auburn	18	14	10	20	62
Tennessee	18	9	22	24	73

Last FG - AU 4th-00:01, UT 4th-02:02.
Largest lead - AU by 7-2nd-01:30, UT by 13-4th-04:18.
AU led for 10:40, UT led for 21:48. Game was tied for 07:30.

KNOXVILLE, Tenn. -- Daisa Alexander matched a season-high with 22 points, but Auburn could not hold onto a halftime lead as Tennessee earned a 73-62 win Thursday night in Knoxville.

The Tigers (18-7, 6-6 SEC) hit an equal number of shots to Tennessee and out-shot the Lady Vols from long range, but Tennessee out-rebounded Auburn 25-11 in the second half, scored 16 second-chance points and took advantage of multiple free-throw opportunities to secure the win.

Alexander's 22 marked her third time in SEC play to score that total, matching her output from the wins at Florida and Alabama. She also hit a season-high four 3-pointers and led the Tigers with three assists. Unique Thompson picked up her 11th double-double of the season and second in a row with 12 points and 13 rebounds, and Janiah McKay added 12 points.

For the game, Auburn hit 27-of-65 attempts (42%) and Tennessee made 27-of-63 (43%). But Tennessee was 14-of-16 at the free-throw line; meanwhile, Auburn did not get to the line until late in the third quarter and made just 2-of-5. The Tigers also forced a season-low 12 turnovers while Tennessee had 10 steals to Auburn's eight.

Tennessee opened the third quarter on a 12-2 run as Auburn missed eight of its first nine shots in the period. Meanwhile, the Tigers did not have an offensive rebound in the quarter as the Lady Vols controlled the boards, outscored Auburn 22-10 in the period and took a 49-42 lead to the fourth.

Auburn opened the fourth quarter with five straight points to cut the lead to two at 49-47. But Tennessee continued to control the boards and pushed their advantage to 13 after three straight fast-break baskets. The Lady Vols' run extended to 11-0 over the next four minutes, and Auburn could get no closer than eight the rest of the way.

Game 26: Feb. 17, 2019 Auburn 77, Alabama 38 Auburn Arena Auburn, Ala.

Official Basketball Box Score -- Game Totals -- Final Statistics
Alabama vs Auburn
02/17/19 3:00 p.m. at Auburn Arena -- Auburn, Ala.

Alabama 38 • 11-14, 3-9 SEC		Total		3-Ptr		Rebounds		FT		PF		A TO Bk		Stl		Min	
##	Player	FG	FGA	FT	FTA	Off	Def	PF	TP	A	TO	Bk	Stl	Min			
22	Copeland, Ariyah	4	5	0	0	3	9	12	1	12	0	0	2	31			
40	Walker, Jasmine	3	11	2	7	1	3	4	2	9	0	0	0	37			
01	Abrams, Megan	0	2	0	0	4	4	1	2	3	2	4	2	32			
04	Johnson, Cierra	1	8	1	5	1	2	0	2	4	4	3	4	28			
23	Wade, Shaquera	0	5	0	3	0	0	0	0	0	0	0	0	14			
00	Worth, Tanyah	1	2	0	0	2	2	1	1	1	0	0	1	3			
05	Barber, Hannah	0	0	0	0	0	0	0	0	0	2	0	0	11			
10	Berry, Taylor	3	0	2	0	0	0	0	0	0	1	0	1	14			
12	Cruce, Allie Craig	1	1	0	0	2	1	2	1	2	1	2	0	10			
24	Benjamin, De'Sha	1	7	1	4	2	4	1	0	1	2	0	1	20			
Team		1		2		3		0		0		0		0			
Totals		10	43	4	21	14	22	8	19	27	19	38	8	22	3	10	200

1st FG %:	1.4%	2nd:	3.3%	3rd:	29.2%	4th:	51.4%	Game:	10.43	23.3%	Rebounds:	43.0%
3FG %:	0.0%	FT %:	100.0%	PF:	1.4	25.0%	A TO Bk:	4.21	50.0%	Stl:	1.1	25.0%
FT %:	0.0%	Rebounds:	9.14	64.3%	PF:	1.5	35.7%	A TO Bk:	4.21	50.0%	Stl:	14.22

Auburn 77 • 19-7, 7-6 SEC

Auburn 77 • 19-7, 7-6 SEC		Total		3-Ptr		Rebounds		FT		PF		A TO Bk		Stl		Min	
##	Player	FG	FGA	FT	FTA	Off	Def	PF	TP	A	TO	Bk	Stl	Min			
20	Unique Thompson	3	5	0	0	1	2	4	2	6	3	7	1	3	0	34	
24	Erin Howard	0	5	0	2	2	1	4	5	4	2	1	0	0	24		
00	Daisa Alexander	7	12	4	7	4	4	1	6	7	1	22	4	1	0	39	
23	Crystal Primm	6	8	0	0	3	4	2	0	2	4	5	1	2	0	22	
33	Janiah McKay	9	4	2	2	1	2	1	4	5	2	11	6	2	0	23	
01	Robyn Benton	2	5	1	3	6	6	1	3	4	1	11	2	1	0	22	
02	Brooke Moore	4	8	1	4	2	2	1	2	3	1	11	0	3	0	18	
03	Erica Sanders	0	1	0	0	0	1	2	0	0	0	1	0	1	5		
04	Abigail Jackson	2	3	0	1	0	1	2	4	4	0	0	1	1	15		
10	Kiyae White	2	3	0	0	0	0	0	0	4	0	1	0	0	16		
20	Natalie Kelly	0	1	0	0	0	0	0	0	0	0	0	0	1	2		
Team		0		0		0		0		0		0		0			
Totals		25	59	8	19	19	22	15	27	42	22	77	15	14	2	12	200

1st FG %:	1.6%	2nd:	7.1%	3rd:	58.3%	4th:	71.5%	Game:	25.59	42.4%	Rebounds:	42.4%
3FG %:	0.0%	FT %:	100.0%	PF:	6.8	75.0%	A TO Bk:	4.4	100.0%	Stl:	1.1	25.0%
FT %:	0.0%	Rebounds:	2.2	100.0%	PF:	1.5	35.7%	A TO Bk:	2.2	100.0%	Stl:	19.22

Officials: Beverly Roberts, Kevin Pettit, Eric Koch
Technical fouls: Alabama-Johnson, Cierra, Auburn-None.
Attendance: 2631

Score by periods	1st	2nd	3rd	4th	Total
Alabama	5	7	14	12	38
Auburn	18	20	21	18	77

Last FG - AU 4th-02:29, AU 4th-00:14.
Largest lead - UA None, AU by 39-04:44.
UA led for 00:00, AU led for 39:44. Game was tied for 00:16.

AUBURN -- Daisa Alexander scored 22 points for the second straight game, and the Auburn women's basketball team never trailed in a 77-38 win over Alabama Sunday afternoon at Auburn Arena.

The Tigers (19-7, 7-6 SEC) swept the season series with Alabama for the third time in the last six years and posted the third-largest margin of victory in the 90-game history of the series with their in-state rivals.

Alexander's 22 led all scorers and equaled her output against the Crimson Tide the last time the teams met on Jan. 10 in Tuscaloosa. She also pulled down an SEC-best seven rebounds along with four assists and three steals. Janiah McKay, Robyn Benton and Brooke Moore all had 11 points on the day; McKay led the Tigers with six assists.

Auburn's defense held Alabama to its season-low scoring total and allowed the Crimson Tide to make just 10 shots on the day. The Tigers also out-rebounded Alabama 42-27, their largest rebounding margin in league play, and every player on Auburn's roster had at least one rebound in the game. Auburn also forced the Tide into 22 turnovers, converting those into 26 points.

Offensively, Auburn shot 42.4 percent (25-59) from the field and made 8-of-19 3-pointers (42.1%), tied for their highest total in SEC play this year. The Tigers also shot 86.4 percent at the free-throw line, knocking down 19-of-22 attempts. Alabama shot 23.3 percent for the day, the lowest by an Auburn opponent this season.

The Tigers never trailed, jumping out to an 18-5 lead at the end of the first quarter. Alabama did not make a field goal for nearly a 12-minute stretch spanning the first and second quarters as the Tigers extended their lead past 20 points with more than five minutes to play in the half. Alabama never got any closer than 20 the rest of the way as Auburn led 38-12 at the half; the Tigers shot 42.9 percent in the opening 20 minutes and held the Tide to 15 percent shooting (3-20).

Auburn saw its lead grow to as much as 39 points in the third quarter as the Tigers took advantage of free-throw opportunities, hitting 7-of-8 in the period, and seven Alabama turnovers that turned into nine Auburn points. The Tigers led 59-26 at the end of three quarters.

Game 27: Feb. 24, 2019 Auburn 58, #25 Missouri 54 Auburn Arena Auburn, Ala.

Official Basketball Box Score -- Game Totals -- Final Statistics
Missouri vs Auburn
02/24/19 2:00 p.m. at Auburn Arena -- Auburn, Ala.

Missouri 54 • 19-9, 8-6 SEC		Total		3-Ptr		Rebounds		FT		PF		A TO Bk		Stl		Min	
##	Player	FG	FGA	FT	FTA	Off	Def	PF	TP	A	TO	Bk	Stl	Min			
21	Porter, Cierra	3	6	0	0	1	1	2	2	4	5	7	1	1	0	20	
03	Cunningham, Sophie	7	15	2	7	3	5	3	19	2	4	0	0	40			
05	Aldridge, Lauren	3	8	1	3	2	2	3	5	4	9	3	0	1	38		
22	Roundtree, Jordan	1	2	0	0	0	0	0	0	0	2	0	1	17			
23	Smith, Amber	5	11	0	2												

Game 28: Feb. 28, 2019
#14 South Carolina 73, Auburn 66
Auburn Arena
Auburn, Ala.

Official Basketball Box Score -- Game Totals -- Final Statistics
 South Carolina vs Auburn
 02/28/19 6:00 p.m. at Auburn Arena -- Auburn, Ala.

South Carolina 73 • 21-7, 13-2 SEC

#	Player	Total			3-Ptr			Rebounds			PF	TP	A	TO	Blk	Stl	Min
		FG	FGA	FT	FTA	FG	FGA	FT	FTA	Off							
25	JENNINGS, Alexis	f	5-6	0-0	5-5	2	8	10	5	15	0	3	1	1	28		
00	PERRY, Nelly	g	1-5	0-2	0-0	0	2	0	2	0	0	1	1	0	12		
01	CUEVAS-MOORE, Blanc	g	2-6	2-2	2-2	1	0	1	3	8	0	2	1	0	17		
04	CLINEY, Doniyah	g	4-6	1-1	2-3	3	5	8	5	11	2	4	0	1	35		
32	HARRIS, Tyasha	g	3-12	0-3	8-0	0	5	2	14	10	2	0	0	0	39		
03	HENDERSON, Destanni	g	0-1	0-0	1-2	1	0	1	1	1	0	2	0	0	5		
05	SAXTON, Victoria	g	0-0	0-0	0-0	0	0	0	2	0	0	0	0	0	5		
10	JACKSON, Bianca	g	2-7	0-3	2-2	2	0	1	2	4	0	1	0	0	28		
11	HERBERT HARRIGAN,	g	7-10	0-0	4-7	0	5	1	18	1	4	0	0	2	28		
24	GRISSETT, LeLe	g	0-0	0-0	0-0	0	1	1	0	0	0	0	0	0	3		
Team			3	2	5												
Totals			23-53	3-11	24-30	12	32	44	20	73	13	19	4	4	200		

1st FG %: 41.5% 2nd: 41.3 3rd: 41.4 4th: 28.6% 4th: 31.3 53.9% Game: 25-52 43.4% Deadball
 3FG %: 0.0 0.0% 2-4 50.0% 0-3 0.0% 0-0 0.0% 3-11 27.3% Rebounds
 FT %: 1.0 100.0% 5-5 100.0% 4-5 80.0% 14-18 77.8% 24-36 66.7% 7-2

Auburn 66 • 20-8, 8-7 SEC

#	Player	Total			3-Ptr			Rebounds			PF	TP	A	TO	Blk	Stl	Min
		FG	FGA	FT	FTA	FG	FGA	FT	FTA	Off							
20	Unique Thompson	f	3-8	0-0	5-9	9	2	11	3	11	1	2	0	0	33		
24	Erin Howard	f	1-4	1-3	0-0	0	1	1	2	3	0	2	0	1	27		
00	Daisa Alexander	g	6-20	3-8	0-0	0	4	4	5	15	1	2	0	2	31		
23	Crystal Primm	g	6-10	0-0	2-2	0	0	0	4	14	0	0	0	0	25		
01	Janiyah McKay	g	5-16	0-3	11-14	0	1	1	3	21	7	2	0	3	32		
01	Robyn Benton	g	0-2	0-1	0-0	0	1	1	0	0	0	0	1	1	8		
02	Brooke Moore	g	0-2	0-1	0-0	0	1	1	0	1	0	0	0	0	8		
03	Erica Sanders	g	0-1	0-0	0-0	0	0	0	3	0	1	0	0	1	17		
04	Abigayle Jackson	g	0-0	0-0	0-0	0	1	1	4	2	1	1	1	12			
10	Kiyae' White	g	0-0	0-0	0-0	0	2	2	2	0	0	0	0	0	7		
Team			3	3	6												
Totals			22-64	4-16	18-25	12	16	28	27	66	11	10	0	9	200		

1st FG %: 41.7 23.5% 2nd: 51.3 38.5% 3rd: 7-15 46.7% 4th: 6-19 31.6% Game: 22-64 34.4% Deadball
 3FG %: 0.0 0.0% 2-4 50.0% 1-5 20.0% 0-0 0.0% 1-9 11.1% Rebounds
 FT %: 0.0 0.0% 4-5 80.0% 11-16 68.8% 18-25 72.0% 3-1

Officials: Felicia Grinter, Kevin Pethel, Jennifer Rezac
 Technical fouls: South Carolina None; Auburn None.
 Attendance: 1912

Score by periods	1st	2nd	3rd	4th	Total
South Carolina	18	19	12	28	73
Auburn	8	16	18	24	66

Last FG - SC 4th-01:33; AU 4th-00:16.
 Largest lead - SC by 13 2nd-01:57; AU by 2 4th-06:58.
 SC led for 36:02; AU led for 00:38. Game was tied for 02:43.

Game 29: March 3, 2019
Auburn 56, LSU 46
Pete Maravich Assembly Center
Baton Rouge, La.

Official Basketball Box Score -- Game Totals -- Final Statistics
 Auburn vs LSU
 03/03/19 2 p.m. at Maravich Center (Baton Rouge, La.)

Auburn 56 • 21-8 (9-7)

#	Player	Total			3-Ptr			Rebounds			PF	TP	A	TO	Blk	Stl	Min
		FG	FGA	FT	FTA	FG	FGA	FT	FTA	Off							
20	Unique Thompson	f	2-6	0-0	5-6	6	4	10	4	9	1	0	0	2	33		
24	Erin Howard	f	1-1	0-0	0-0	0	0	0	4	4	3	2	0	19			
00	Daisa Alexander	g	6-12	2-4	2-7	0	2	2	2	16	1	1	0	2	28		
23	Crystal Primm	g	4-11	0-0	3-5	4	0	4	4	11	0	3	0	2	28		
33	Janiyah McKay	g	1-8	0-0	3-2	0	0	2	3	1	0	2	29				
01	Robyn Benton	g	1-6	1-4	0-0	1	0	1	1	3	0	0	0	12			
02	Brooke Moore	g	1-4	0-2	0-0	0	0	0	1	2	0	2	0	11			
03	Erica Sanders	g	0-0	0-0	0-0	0	0	0	0	0	0	0	0	14			
04	Abigayle Jackson	g	4-7	0-1	1-2	1	5	6	5	0	1	1	19				
10	Kiyae' White	g	0-1	0-0	1-2	1	3	4	1	1	0	0	0	7			
Team			0	1	1												
Totals			20-56	3-11	13-24	13	19	32	25	56	5	10	2	14	200		

1st FG %: 51.5 33.3% 2nd: 61.4 37.1% 3rd: 31.8 21.4% 4th: 41.3 36.9% Game: 20-56 35.7% Deadball
 3FG %: 0.0 0.0% 2-4 50.0% 1-5 20.0% 0-0 0.0% 3-11 27.3% Rebounds
 FT %: 1.2 50.0% 2-4 50.0% 4-7 57.1% 6-11 54.5% 13-34 54.2% 7-2

LSU 46 • 16-12 (7-9)

#	Player	Total			3-Ptr			Rebounds			PF	TP	A	TO	Blk	Stl	Min
		FG	FGA	FT	FTA	FG	FGA	FT	FTA	Off							
05	Ayana Mitchell	f	7-11	0-1	1-5	9	12	21	3	15	0	1	0	3	39		
15	Biddikindia	g	0-1	0-0	0-0	0	0	0	0	0	0	0	0	2			
01	Jailin Cherry	g	0-2	0-2	1-2	1	2	3	1	3	5	0	0	24			
02	Shanice Norton	g	1-4	0-1	1-2	0	0	0	2	3	1	3	0	19			
03	Khaylia Pointer	g	2-6	0-0	4-7	2	1	3	3	8	1	5	0	35			
12	Mercedes Brooks	g	0-5	0-2	2-2	0	1	1	2	1	2	0	0	12			
13	J. Richard-Harris	g	0-1	0-1	0-0	0	1	1	2	0	1	0	1	13			
14	Latoya Ashman	g	1-2	1-2	1-2	0	1	1	2	4	0	0	0	8			
23	Karli Seay	g	0-0	0-0	0-0	0	2	2	0	1	0	0	0	13			
24	Faustine Aifuwa	g	5-10	0-0	3-4	4	5	7	3	13	0	4	4	35			
Team			0	1	1												
Totals			16-44	1-9	13-24	14	26	40	19	46	7	24	4	5	200		

1st FG %: 61.6 37.5% 2nd: 31-10 30.0% 3rd: 2-8 25.0% 4th: 5-10 50.0% Game: 16-44 36.4% Deadball
 3FG %: 0.0 0.0% 0-1 0.0% 1-2 50.0% 0-0 0.0% 1-9 11.1% Rebounds
 FT %: 2-3 66.7% 1-4 25.0% 4-6 66.7% 6-11 54.5% 13-24 54.2% 6-1

Officials: Scott Yarbrough, Brian Garland, Karen Preato
 Technical fouls: Auburn-None; LSU-None.
 Attendance: 2607
 Happy Mardi Gras!

Score by periods	1st	2nd	3rd	4th	Total
Auburn	11	20	11	14	56
LSU	14	7	9	16	46

Last FG - AU 4th-00:59; LSU 4th-01:51.
 Largest lead - AU by 16 3rd-01:23; LSU by 8 1st-03:48.
 AU led for 26:28; LSU led for 12:38. Game was tied for 00:53.

AUBURN -- Auburn rallied from a 15-point deficit to take a lead in the fourth quarter, but No. 14 South Carolina pulled away late for a 73-66 win Thursday night at Auburn Arena.

In their final home game of the season, the Tigers (20-8, 8-7 SEC) struggled to make shots early and saw South Carolina (21-9, 13-2) jump out to a big early lead.

But Auburn cut the deficit to three points at the end of the third quarter, then took a 50-48 lead - its first of the game - with just under seven minutes to play. From there, however, the Gamecocks went on a 12-0 run over the next three minutes to put the game away.

Senior Janiah McKay, playing in her final home game at Auburn Arena, led all scorers with 21 points. She also had seven assists and three steals; tonight marked Auburn's first loss this season when McKay had at least six assists.

Daisa Alexander shook off a slow start to finish with 15 points. Crystal Primm scored 14 points, her second-best total in SEC play, and Unique Thompson posted her 12th double-double of the season with 11 points and 11 rebounds.

The Gamecocks controlled the boards, outrebounding Auburn 44-28. For the game, Auburn shot 34.4 percent (22-64) while South Carolina finished at 43.4 percent (23-53). The teams combined to shoot 55 free throws with 47 fouls called in the contest; Auburn shot 72 percent from the line (18-25) on the night. And for just the second time this season, Auburn's opponent scored more points off turnovers than the Tigers - Carolina had 13 points off Auburn's 10 turnovers while the Tigers scored a season-low 11 points off 19 Gamecock turnovers.

South Carolina jumped out to an 18-8 lead after the first quarter and led by as many as 15 in the second quarter, but Auburn cut the deficit to nine at halftime, 33-24. The Tigers then got five straight points from Alexander to start the second half, cutting it to four points at 33-29. After Carolina pushed the lead back to as many as nine, Primm made two jumpers in the final minute of the quarter, including one at the buzzer, to cut the deficit to 45-42 after three.

AUBURN -- A low-scoring defensive struggle went Auburn's way on the final day of the regular season as the Tigers earned a 56-46 win at LSU Sunday afternoon.

Auburn (21-8, 9-7 SEC) earned the No. 6 seed in next week's SEC Tournament in Greenville, S.C., and the Tigers will face the winner of Alabama and Vanderbilt at approximately 7:30 p.m. CT Thursday, March 7. At 9-7 in SEC play, the Tigers also clinched a winning record in SEC play for the first time since 2009.

The Tigers used a 20-7 second quarter to build a double-digit lead, extending that lead to as many as 16 points in the fourth.

Daisa Alexander led all scorers with 16 points on the day and Crystal Primm added 11 to lead the Auburn offense. Abigayle Jackson added a season-high nine points, all in the first half, and Unique Thompson was one point shy of a double-double with nine points and 10 rebounds. Erica Sanders added a season-high four steals.

Auburn shot 35.7 percent from the field to LSU's 36.4 percent, but the Tigers took advantage of 24 LSU turnovers, converting those into 25 points. Auburn finished with 14 steals on the day.

After a slow first quarter for both teams ended with LSU leading 14-11, Auburn outscored LSU 20-7 in the second quarter as Jackson topped her season-high in the first half alone, leading Auburn to a 31-21 halftime lead. Auburn scored 17 points off 13 LSU turnovers in the opening half.

A low-scoring third quarter from both teams gave Auburn a 42-30 lead after 30 minutes, and Auburn moved ahead by as many as 16 in the fourth. LSU cut the advantage to as few as seven points late in the period, but a jumper from Primm pushed the lead back to nine and all but sealed the victory.

Ayana Mitchell led LSU with 15 points and 21 rebounds. Faustine Aifuwa added 13 points.

Auburn's win was its sixth road victory in SEC play this year, breaking the previous school record of five from 1989 and 2009. The Tigers' 21 regular-season wins are also a new high mark under Williams-Flournoy.

2018-19 Auburn Women's Basketball
Auburn Combined Team Statistics (as of Mar 03, 2019)
All games

RECORD:	OVERALL	HOME	AWAY	NEUTRAL
ALL GAMES	21-8	9-5	10-3	2-0
CONFERENCE	9-7	3-5	6-2	0-0
NON-CONFERENCE	12-1	6-0	4-1	2-0

#	Player	gp-gs	min	Total		3-Point		F-Throw		Rebounds				pf	dq	a	to	blk	stl	pts	avg	
				fg-fga	fg%	3fg-fga	3fg%	ft-fa	ft%	off	def	tot	avg									
33	Janiah McKay	29-29	912	31.4	132-334	.395	17-69	.246	119-151	.788	14	55	69	2.4	66	1	124	66	2	65	400	13.8
00	Daisa Alexander	29-29	808	27.9	142-347	.409	56-148	.378	41-62	.661	22	72	94	3.2	66	2	51	52	2	67	381	13.1
20	Unique Thompson	29-29	890	30.7	142-250	.568	0-0	.000	74-123	.602	123	173	296	10.2	68	1	32	61	20	51	358	12.3
23	Crystal Primm	29-29	805	27.8	118-254	.465	0-5	.000	77-107	.720	54	54	108	3.7	84	2	41	72	5	56	313	10.8
05	Emari Jones	13-13	384	29.5	46-118	.390	26-74	.351	10-12	.833	26	33	59	4.5	23	0	20	27	3	17	128	9.8
01	Robyn Benton	29-0	423	14.6	60-156	.385	33-85	.388	24-33	.727	15	23	38	1.3	37	0	18	14	3	28	177	6.1
02	Brooke Moore	22-0	276	12.5	41-134	.306	28-94	.298	10-10	1.000	6	18	24	1.1	13	0	10	16	1	11	120	5.5
24	Erin Howard	28-14	577	20.6	40-118	.339	18-72	.250	5-6	.833	25	58	83	3.0	48	0	33	22	16	25	103	3.7
04	Abigayle Jackson	26-0	225	8.7	27-51	.529	1-6	.167	6-7	.857	16	29	45	1.7	59	3	4	19	15	10	61	2.3
03	Erica Sanders	19-2	315	16.6	13-30	.433	1-2	.500	4-4	1.000	10	22	32	1.7	44	0	19	7	1	20	31	1.6
10	Kiyae' White	26-0	186	7.2	14-37	.378	0-0	.000	8-14	.571	23	26	49	1.9	25	0	9	10	1	2	36	1.4
35	Natalie Kelly	12-0	49	4.1	1-5	.200	0-0	.000	3-8	.375	6	4	10	0.8	4	0	0	8	2	2	5	0.4
Team											51	55	106				3					
Total.....		29	5850		776-1834	.423	180-555	.324	381-537	.709	391	622	1013	34.9	537	9	361	377	71	354	2113	72.9
Opponents.....		29	5850		637-1544	.413	208-600	.347	364-507	.718	329	707	1036	35.7	489	-	389	604	65	210	1846	63.7

TEAM STATISTICS

	AU	OPP	Date	Opponent	Score	Att.
SCORING	2113	1846	11/06/18	GRAMBLING STATE	w 97-48	1657
Points per game	72.9	63.7	^ 11/09/18	NICHOLLS	w 80-59	2316
Scoring margin	+9.2	-	^ 11/11/18	at New Mexico	w 79-76	4419
FIELD GOALS-ATT	776-1834	637-1544	^ 11/13/18	at Iowa State	L 64-67	9274
Field goal pct	.423	.413	11/25/18	LOUISIANA	w 71-59	1488
3 POINT FG-ATT	180-555	208-600	11/28/18	at Xavier (N.O.)	w 77-58	201
3-point FG pct	.324	.347	12/02/18	OKLAHOMA	w 95-79	1877
3-pt FG made per game	6.2	7.2	12/06/18	at Saint Joseph's	w 81-70	443
FREE THROWS-ATT	381-537	364-507	12/16/18	SAMFORD	w 73-46	1675
Free throw pct	.709	.718	& 12/18/18	vs Coastal Carolina	w 84-78	517
F-Throws made per game	13.1	12.6	& 12/20/18	vs North Carolina	Wot 86-81	794
REBOUNDS	1013	1036	12/22/18	at Elon	w 96-44	368
Rebounds per game	34.9	35.7	12/29/18	ALABAMA STATE	w 83-50	1868
Rebounding margin	-0.8	-	* 01/03/19	TENNESSEE	L 69-78	2204
ASSISTS	361	389	* 01/06/19	at Florida	w 64-56	2109
Assists per game	12.4	13.4	* 01/10/19	at Alabama	w 66-56	2575
TURNOVERS	377	604	* 01/14/19	MISSISSIPPI STATE	L 59-85	1908
Turnovers per game	13.0	20.8	* 01/17/19	at Vanderbilt	w 72-70	1835
Turnover margin	+7.8	-	* 01/24/19	TEXAS A&M	L 67-69	1656
Assist/turnover ratio	1.0	0.6	* 01/27/19	at Missouri	L 65-74	5119
STEALS	354	210	* 01-31-19	at Ole Miss	w 64-51	1296
Steals per game	12.2	7.2	* 02/03/19	GEORGIA	Wot 59-58	2170
BLOCKS	71	65	* 02/07/19	KENTUCKY	L 68-78	1604
Blocks per game	2.4	2.2	* 02/10/19	at Arkansas	w 75-72	2455
ATTENDANCE	27259	41559	* 02/14/19	at Tennessee	L 62-73	7547
Home games-Avg/Game	14-1947	13-3096	* 02/17/19	ALABAMA	w 77-38	2631
Neutral site-Avg/Game	-	2-656	* 02/24/19	MISSOURI	w 58-54	2293
			* 02/28/19	SOUTH CAROLINA	L 66-73	1912
			* 03/03/19	at LSU	w 56-46	2607
Score by Periods	1st	2nd	3rd	4th	OT	Totals
Auburn	480	499	516	591	27	2113
Opponents	429	380	508	508	21	1846

* = Conference game

^ = Preseason WNIT

& = Carolinas Challenge (Myrtle Beach, S.C.)

**2018-19 Auburn Women's Basketball
Auburn Combined Team Statistics (as of Mar 03, 2019)
Conference games only**

RECORD:	OVERALL	HOME	AWAY	NEUTRAL
ALL GAMES	9-7	3-5	6-2	0-0
CONFERENCE	9-7	3-5	6-2	0-0
NON-CONFERENCE	0-0	0-0	0-0	0-0

#	Player	gp-gs	min	avg	Total		3-Point		F-Throw		Rebounds				pf	dq	a	to	blk	stl	pts	avg
					fg-fga	fg%	3fg-fga	3fg%	ft-fa	ft%	off	def	tot	avg								
00	Daisa Alexander	16-16	466	29.1	88-215	.409	38-96	.396	25-39	.641	10	39	49	3.1	47	2	21	25	1	39	239	14.9
33	Janiah McKay	16-16	521	32.6	69-193	.358	7-38	.184	61-81	.753	8	28	36	2.3	38	1	61	33	0	33	206	12.9
20	Unique Thompson	16-16	518	32.4	73-130	.562	0-0	.000	40-68	.588	69	82	151	9.4	38	0	16	33	6	25	186	11.6
23	Crystal Primm	16-16	466	29.1	62-155	.400	0-1	.000	38-59	.644	28	29	57	3.6	53	1	24	42	1	30	162	10.1
01	Robyn Benton	16-0	182	11.4	22-68	.324	11-37	.297	15-19	.789	7	13	20	1.3	16	0	5	8	1	12	70	4.4
24	Erin Howard	16-14	400	25.0	26-69	.377	11-39	.282	3-4	.750	16	38	54	3.4	31	0	20	15	8	16	66	4.1
02	Brooke Moore	15-0	177	11.8	19-74	.257	11-47	.234	4-4	1.000	4	8	12	0.8	9	0	1	12	1	9	53	3.5
03	Erica Sanders	16-2	290	18.1	13-30	.433	1-2	.500	2-2	1.000	5	18	23	1.4	39	0	18	5	1	17	29	1.8
04	Abigayle Jackson	13-0	109	8.4	10-20	.500	0-3	.000	2-3	.667	4	11	15	1.2	29	2	0	12	6	7	22	1.7
10	Kiyae' White	14-0	92	6.6	5-12	.417	0-0	.000	4-8	.500	9	16	25	1.8	12	0	3	5	1	0	14	1.0
35	Natalie Kelly	3-0	4	1.3	0-1	.000	0-0	.000	0-0	.000	0	1	1	0.3	1	0	0	0	0	1	0	0.0
Team											34	24	58					2				
Total.....		16	3225		387-967	.400	79-263	.300	194-287	.676	194	307	501	31.3	313	6	169	192	26	189	1047	65.4
Opponents.....		16	3225		353-809	.436	109-297	.367	216-297	.727	173	413	586	36.6	258	-	215	320	47	109	1031	64.4

TEAM STATISTICS

	AU	OPP	Date	Opponent	Score	Att.
SCORING	1047	1031	* 01/03/19	TENNESSEE	L 69-78	2204
Points per game	65.4	64.4	* 01/06/19	at Florida	W 64-56	2109
Scoring margin	+1.0	-	* 01/10/19	at Alabama	W 66-56	2575
FIELD GOALS-ATT	387-967	353-809	* 01/14/19	MISSISSIPPI STATE	L 59-85	1908
Field goal pct	.400	.436	* 01/17/19	at Vanderbilt	W 72-70	1835
3 POINT FG-ATT	79-263	109-297	* 01/24/19	TEXAS A&M	L 67-69	1656
3-point FG pct	.300	.367	* 01/27/19	at Missouri	L 65-74	5119
3-pt FG made per game	4.9	6.8	* 01-31-19	at Ole Miss	W 64-51	1296
FREE THROWS-ATT	194-287	216-297	* 02/03/19	GEORGIA	Wot 59-58	2170
Free throw pct	.676	.727	* 02/07/19	KENTUCKY	L 68-78	1604
F-Throws made per game	12.1	13.5	* 02/10/19	at Arkansas	W 75-72	2455
REBOUNDS	501	586	* 02/14/19	at Tennessee	L 62-73	7547
Rebounds per game	31.3	36.6	* 02/17/19	ALABAMA	W 77-38	2631
Rebounding margin	-5.3	-	* 02/24/19	MISSOURI	W 58-54	2293
ASSISTS	169	215	* 02/28/19	SOUTH CAROLINA	L 66-73	1912
Assists per game	10.6	13.4	* 03/03/19	at LSU	W 56-46	2607
ASSISTS	169	215				
ASSISTS	169	215				
TURNOVERS	192	320				
Turnovers per game	12.0	20.0				
Turnover margin	+8.0	-				
Assist/turnover ratio	0.9	0.7				
STEALS	189	109				
Steals per game	11.8	6.8				
BLOCKS	26	47				
Blocks per game	1.6	2.9				
ATTENDANCE	16378	25543				
Home games-Avg/Game	8-2047	8-3193				
Neutral site-Avg/Game	-	0-0				

* = Conference game

^ = Preseason WNIT

& = Carolinas Challenge (Myrtle Beach, S.C.)

Score by Periods	1st	2nd	3rd	4th	OT	Totals
Auburn	216	253	270	298	10	1047
Opponents	245	216	289	272	9	1031



Daisa Alexander
Junior • G • 5-8
Decatur, Ga.
Southwest DeKalb HS



Robyn Benton
Freshman • G • 5-9
Conyers, Ga.
Greater Atlanta Christian School



Brooke Moore
Freshman • G • 5-7
McDonough, Ga.
Henry County HS



Erica Sanders
Senior • G • 5-10
San Antonio, Texas
Johnson HS




Abigayle Jackson
Sophomore • F • 6-3
Little Rock, Ark.
Little Rock Central HS



Emari Jones
Senior • G • 6-2
Chicago, Ill.
Shawnee CC



Kiyae' White
RS Freshman • F • 6-2
Macungie, Pa.
Emmaus HS



Unique Thompson
Sophomore • F • 6-3
Theodore, Ala.
Faith Academy



Crystal Primm
RS Junior • G • 5-11
West Palm Beach, Fla.
Duke



Erin Howard
Freshman • F/G • 6-1
Madison, Wis.
Madison East HS



Janiah McKay
Senior • G • 5-6
Gainesville, Fla.
Gainesville HS




Natalie Kelly
Freshman • F • 6-3
Albany, La.
Albany HS



Terri Williams-FLOURNOY
Head Coach
Penn State (1991)
Seventh Season



Ty Evans
Associate Head Coach
Wisconsin-Whitewater (1995)
Seventh Season



Adrian Walters
Assistant Coach
St. Francis (Pa.) (1987)
Seventh Season



Clarisse Garcia
Assistant Coach
Villanova (2007)
Third Season