

# ALABAMA

## CRIMSON TIDE

### WOMEN'S BASKETBALL



#### 2015-16 SCHEDULE/RESULTS

Opponent	TV	Time/Result
November		
9 FAULKNER (EXHIBITION)	SECN+	W, 93-34
13 ALABAMA A&M <sup>1</sup>	SECN+	W, 96-44
16 APPALACHIAN STATE	SECN+	W, 93-59
22 MISSISSIPPI VALLEY STATE	SECN+	W, 98-35
24 GEORGIA STATE	SECN+	W, 72-56
27 vs. Middle Tennessee <sup>2</sup>	Mountain West Network	W, 64-46
28 vs. Utah Valley <sup>2</sup>	Mountain West Network	W, 67-60

#### December

2 at UT Martin	OVC Digital Network	L, 65-83
6 ALCORN STATE	SECN+	W, 97-50
12 GEORGETOWN	SEC Network	W, 78-66
14 NORTH FLORIDA <sup>1</sup>	SECN+	W, 69-47
18 at Georgia Tech		L, 58-70
20 GRAMBLING STATE	SECN+	W, 72-57
28 LIPSCOMB	SECN+	W, 68-49

#### January

3 LSU *	SEC Network	W, 62-45
7 at 10/9 Kentucky *	SEC Network	L, 48-73
10 VANDERBILT *	SECN+	L, 48-54
14 at Auburn *	SECN+	6 p.m.
17 NR/RV GEORGIA *	SEC Network	4 p.m.
21 at 24/21 Florida *	SECN+	6 p.m.
25 at Vanderbilt *	SEC Network	6 p.m.
28 15/11 TEXAS A&M *	SECN+	6 p.m.
31 at 13/15 Tennessee *	SEC Network	2 p.m.

#### February

4 OLE MISS *	SECN+	6 p.m.
7 AUBURN *	SEC Network	1 p.m.
11 at 24/21 Missouri *	SECN+	7 p.m.
18 at Arkansas *	SECN+	7 p.m.
22 2/2 SOUTH CAROLINA *	SEC Network	6 p.m.
25 13/15 TENNESSEE *	SEC Network	7:30 p.m.
28 at 7/6 Mississippi State *	SECN+	1:30 p.m.

#### March

2-6 at SEC Tournament <sup>3</sup>	SEC Network/ESPNU/ESPN	TBA
------------------------------------	------------------------	-----

1 Game played at Coleman Coliseum

2 Nugget Classic (Reno, Nev.)

3 Southeastern Conference Tournament (Jacksonville, Fla.)

\* Southeastern Conference game

**BOLD indicates home game**

Rankings listed are AP/Coaches

All times listed as Central and subject to change

#### GAME 17: ALABAMA AT AUBURN

JAN. 14, 2016 | 6 P.M. CT | AUBURN, ALA. | AUBURN ARENA (9,121)

TV: SEC NETWORK + (PLAY-BY-PLAY: ROD BRAMBLETT; ANALYST: JOE CIAMPI)

RADIO: CRIMSON TIDE SPORTS NETWORK (ROGER HOOVER)



**ALABAMA**  
**CRIMSON TIDE**

2015-16 Record: \_\_\_\_\_ 12-4  
 2015-16 SEC Record: \_\_\_\_\_ 1-2  
 Leading Scorer: \_\_\_\_\_ Cook (12.6)  
 Leading Rebounder: \_\_\_\_\_ Hegstetter (7.4)  
 Leading in Assists: \_\_\_\_\_ Middlebrook (3.3)  
 Head Coach: \_\_\_\_\_ Kristy Curry  
 Record at Alabama (Years): \_\_\_\_\_ 39-39 (3)  
 SEC Record (Years): \_\_\_\_\_ 10-25 (3)  
 Career Record (Years): \_\_\_\_\_ 348-188 (17)



**AUBURN**  
**TIGERS**

2015-16 Record: \_\_\_\_\_ 11-5  
 2015-16 SEC Record: \_\_\_\_\_ 1-2  
 Leading Scorer: \_\_\_\_\_ Montgomery (17.3)  
 Leading Rebounder: \_\_\_\_\_ Tanner (8.6)  
 Leading in Assists: \_\_\_\_\_ Frerking (2.9)  
 Head Coach: \_\_\_\_\_ Terri Williams-Flournoy  
 Record at Auburn (Years): \_\_\_\_\_ 62-53 (4)  
 SEC Record (Years): \_\_\_\_\_ 16-35 (4)  
 Career Record (Years): \_\_\_\_\_ 205-157 (12)

#### INSIDE THE SERIES

Overall: 82nd Meeting (Auburn leads 46-35)

In Tuscaloosa: 23-14 | In Auburn: 8-28 | At Neutral Sites: 4-4 | Current Streak: Auburn +1

Last Meeting: March 1, 2015 (L, 73-80 in Auburn, Ala.)

Series Notes: Auburn has won four of the last five meetings in the series. Alabama won the last game in Tuscaloosa, 51-50, on Jan. 22, 2015, and its last win in Auburn came on Feb. 17, 2011 (59-51).

#### OPENING TIP

► Alabama (12-4, 1-2 SEC) will play its second Southeastern Conference road game of the season on Thursday when it takes on the Auburn Tigers (11-5, 1-2 SEC) in Auburn Arena. The game will tip off at 6 p.m. CT.

► Thursday's game will air live on SEC Network + with Rod Bramblett on play-by-play and Joe Ciampi as the analyst. The game will also be available via the Crimson Tide Sports Network on Tide 99.1 locally, with Roger Hoover calling all the action. Fans will be able to follow along with live scoring on RollTide.com and game updates will be available on Twitter via @AlabamaWBB.

► This is the 82nd meeting between Alabama and Auburn and the 37th on The Plains. The Tigers lead the overall series, 46-35, and have won 28 of the 26 matchups in Auburn. AU has come out on top in four of the last five contests, including last year's regular season finale, 80-73. The Crimson Tide won the last meeting in Tuscaloosa, 51-50, while its last win in Auburn came on Feb. 17, 2011, 59-51.

► Alabama dropped its second straight Southeastern Conference game with a 54-48 loss to Vanderbilt on Sunday afternoon. Junior Breanna Hayden, who made her first start of the season, led the Crimson Tide in scoring with 10 points. She was followed by sophomores Quanetria Bolton and Karyla Middlebrook, who added nine points each. Hayden also collected a career-high and game-best eight rebounds. For the game, Alabama actually had a better percentage from the floor than Vanderbilt did, hitting 34.6 percent (18-52) compared to 31.9 percent (15-47), however the Commodores hit seven three-pointers and were 17-of-21 from the free throw line. The Tide made five threes and was 7-of-13 from the stripe.

#### FOLLOW US

Follow Alabama women's basketball on social media sites listed below for up-to-date news, exclusive content and more.



FOLLOW US ON TWITTER AND  
INSTAGRAM @ALABAMAWBB













LIKE US ON FACEBOOK AT  
ALABAMAWBB

**OVERALL • 12-4**  
**SEC • 1-2**  
**LAST 10 • 6-4**

**HOME • 10-1**  
**AWAY • 0-3**  
**NEUTRAL • 2-0**

**PREVIOUS GAME'S STARTERS**  
**HIGHLIGHTED IN SHADED BOX**

1		QUANETRIA (NeNe) BOLTON						LAST GAME: 9 pts, 3 rebs, 1 stl vs. Vanderbilt NOTE: Scored a career-high 21 points vs. Mississippi Valley State ... pulled down a career-best 12 rebounds against Georgetown ... has three double-doubles this season.	CAREER HIGHS Pts: 21 vs. Miss. Valley St. (11/22/15) Reb: 12 vs. Georgetown (12/12/15) Blk: 4, three times
		F • 6-0 • So. • Anniston, Ala.							
		PPG	RPG	APG	SPG	BPG	MPG		
		9.6	4.8	0.4	0.4	1.3	17.3		
2		TRISTA MAGEE						LAST GAME: 1 reb vs. Vanderbilt NOTE: Saw the first action of her collegiate career vs. Georgia State after being sideline the first three games with an injury (shin splints) ... season-high nine points at UT Martin ... Kristy Curry's first verbal commitment at Alabama.	CAREER HIGHS Pts: 9 at UT Martin (12/2/15) Reb: 4 vs. Georgia State (11/24/15) Ast: 1, four times
		G •6-0 • Fr. • Ellisville, Miss.							
		PPG	RPG	APG	SPG	BPG	MPG		
		2.9	1.6	0.4	0.4	0.0	15.8		
3		KHADIJAH CARTER						LAST GAME: 1 reb vs. Vanderbilt NOTE: Is 100 percent from the free throw line this season after hitting all 11 of her attempts from the stripe thus far.	CAREER HIGHS Pts: 15 vs. Wisconsin (11/21/13) Reb: 8, twice Ast: 3 vs. Cal St. Fullerton (11/30/13)
		G • 6-1 • Sr. • Goodrich, Texas							
		PPG	RPG	APG	SPG	BPG	MPG		
		2.7	1.3	0.2	0.5	0.5	7.5		
5		BREANNA (BreBre) HAYDEN						LAST GAME: 10 pts, 8 rebs, 2 assts, 2 stls vs. Vanderbilt NOTE: Scored a career-high 20 points vs. Utah Valley ... went 8-for-10 from the floor and 4-for-4 from the free throw line in the win ... had a career-high seven assists at UT Martin ... made her first start of the season against Vanderbilt.	CAREER HIGHS Pts: 20 vs. Utah Valley (11/28/15) Reb: 8 vs. Vanderbilt (1/10/16) Ast: 7 at UT Martin (12/2/15)
		G • 5-8 • Sr. • Dallas, Texas							
		PPG	RPG	APG	SPG	BPG	MPG		
		8.9	4.1	2.1	0.7	0.4	21.8		
11		HANNAH COOK						LAST GAME: 7 pts, 3 rebs, 1 stl vs. Vanderbilt NOTE: Nugget Classic MVP ... recorded her first double-double with 15 points and 15 rebounds vs. Middle Tennessee ... season-high 22 points vs. Georgetown ... scored 20 or more points in three games this season.	CAREER HIGHS Pts: 24 at Auburn (3/1/15) Reb: 15 vs. Middle Tenn. (11/27/15) Ast: 5, twice
		G • 6-0 • So. • Ozark, Mo.							
		PPG	RPG	APG	SPG	BPG	MPG		
		12.6	5.8	1.1	1.6	0.1	27.2		
12		C'CORIEA (CC) FOY						LAST GAME: Did not play vs. Vanderbilt NOTE: Seen reserve action in 11 games ... big spark off the bench against Alcorn State where she scored a season-high 14 points in only 11 minutes.	CAREER HIGHS Pts: 14 vs. Alcorn State (12/6/15) Reb: 3 vs. Alcorn State (12/6/15) Ast: 2 vs. UNF (12/14/15)
		G • 5-11 • Fr. • Fayetteville, N.C.							
		PPG	RPG	APG	SPG	BPG	MPG		
		3.5	0.7	0.4	0.7	0.2	6.8		
13		NIKKI HEGSTETTER						LAST GAME: 3 pts, 7 rebs, 1 asst, 2 blks vs. Vanderbilt NOTE: Team captain ... started 83 consecutive games ... scored a career-high 17 points against Appalachian State and Grambling State ... recorded first career double-double vs. Grambling State.	CAREER HIGHS Pts: 17 vs. App. State (11/16/15) Reb: 14 vs. Kentucky (1/2/15) Ast: 7 vs. Coppin State (12/29/13)
		F • 6-2 • Sr. • Kennesaw, Ga.							
		PPG	RPG	APG	SPG	BPG	MPG		
		8.5	7.4	1.4	1.4	1.4	29.2		
15		MEOSHONTI (Meo) KNIGHT						LAST GAME: 4 pts, 3 rebs, 1 asst, 3 stls vs. Vanderbilt NOTE: Voted a team captain by teammates ... Nugget Classic All-Tournament Team ... scored a career-high 20 points against App. State ... recorded first double-double vs. UNF ... 17 pts vs. LSU were SEC high and six steals were career best.	CAREER HIGHS Pts: 20 vs. App. State (11/16/15) Reb: 10 vs. UNF (12/14/15) Ast: 5 vs. Middle Tenn. (11/27/15)
		G • 5-8 • So. • Morgan City, La.							
		PPG	RPG	APG	SPG	BPG	MPG		
		9.8	4.1	2.2	1.8	0.4	25.9		
21		TAYLOR BERRY						LAST GAME: Did not play vs. Vanderbilt NOTE: Had one basket and one steal against Alabama A&M ... walk-on, who earned an academic scholarship to UA ... class Valedictorian at Mount Carmel in New Orleans.	CAREER HIGHS Pts: 2 vs. Alabama A&M (11/13/15) Reb: -- Ast: 1 vs. Lipscomb (12/28/15)
		G • 5-9 • Fr. • New Orleans, La.							
		PPG	RPG	APG	SPG	BPG	MPG		
		0.3	0.0	0.1	0.3	0.0	3.0		
22		KARYLA MIDDLEBROOK						LAST GAME: 9 pts, 2 rebs, 3 assts, 2 stls vs. Vanderbilt NOTE: Two-year starter at point guard for Alabama ... team captain ... scored double figures in eight of the 16 games this season ... career-high nine rebounds against Alcorn State.	CAREER HIGHS Pts: 17 vs. Missouri (2/12/15) Reb: 9 vs. Alcorn State (12/6/15) Ast: 7, twice
		PG • 5-7 • So. • Blue Springs, Mo.							
		PPG	RPG	APG	SPG	BPG	MPG		
		9.3	4.1	3.3	1.6	0.1	29.6		
23		SHAQUERA (Shaq) WADE						LAST GAME: 6 pts, 3 rebs, 2 asst vs. Vanderbilt NOTE: Typically in the first rotation of subs off the bench for UA, averaging the sixth-most minutes per game (18.8) ... 2015 Alabama Miss Basketball.	CAREER HIGHS Pts: 10 vs. Alabama A&M (11/13/15) Reb: 8, three times Stl: 5 vs. Alcorn State (12/6/15)
		G • 6-0 • Fr. • Huntsville, Ala.							
		PPG	RPG	APG	SPG	BPG	MPG		
		5.4	3.9	1.2	1.1	0.3	18.8		
35		DIAMANTÉ (DeDe) MARTINEZ						LAST GAME: 1 pt, 1 reb at Kentucky NOTE: Scored a career-high eight points vs. Georgia State ... her six blocks against Alabama A&M tied her for third in the Alabama record book for most blocks in a single game.	CAREER HIGHS Pts: 8 vs. Georgia State (11/24/15) Reb: 8 vs. Florida A&M (11/14/14) Blk: 6 vs. Alabama A&M (11/13/15)
		F • 6-3 • So. • New Orleans, La.							
		PPG	RPG	APG	SPG	BPG	MPG		
		1.7	1.4	0.2	0.1	1.5	6.9		

## TALE OF THE TAPE: ALABAMA AT AUBURN



2015-16	Season	2015-16
12-4	<b>Overall</b>	11-5
1-2	<b>Conference</b>	1-2
6-4	<b>Last 10</b>	6-4
3-2	<b>Last 5</b>	3-2
72.2	<b>PPG</b>	67.6
55.9	<b>OPP PPG</b>	60.6
+16.3	<b>Margin</b>	+7.0
.414	<b>FG%</b>	.423
.337	<b>FG% DEF</b>	.385
.295	<b>3PT%</b>	.285
.279	<b>3PT% DEF</b>	.282
.719	<b>FT%</b>	.625
42.2	<b>RPG</b>	38.3
38.0	<b>OPP RPG</b>	36.2
+4.2	<b>Margin</b>	+2.1
12.5	<b>APG</b>	14.2
15.5	<b>TOs PG</b>	18.1
5.8	<b>BPG</b>	3.2
9.9	<b>SPG</b>	12.1

### ALABAMA-AUBURN SERIES INFORMATION

Overall Series Record ..... Auburn leads 46-35  
 Last five contests.....Auburn, 4-1  
 Last 10 contests.....Auburn, 7-3  
 Most points by UA..... 90 (March 10, 1976)  
 Fewest points by UA ..... 39 (Jan. 16, 2014)  
 UA Largest Win Margin.....32 (89-57 on Feb. 11, 1997)  
 Most points by AU..... 93 (3 times, last - Feb. 1, 2007)  
 Fewest points by AU ..... 45 (Feb. 11, 1998)  
 AU Largest Win Margin.....45 (89-44 on Feb. 22, 1989)  
 At UA .....Alabama leads 23-14  
 At AU ..... Auburn leads 28-8  
 Neutral site..... Series tied 4-4  
 Series Streak ..... Auburn +1  
 First Meeting..... Feb. 14, 1975 (L, 71-93)  
 Last Meeting .....March 1, 2015 (L, 73-80)

### LAST TIME VS. AUBURN - MARCH 1, 2015

Official Basketball Box Score -- Game Totals -- Final Statistics  
 Alabama vs Auburn  
 03/01/15 2:00 pm at Auburn Arena -- Auburn, Ala.

Alabama 73 • 13-18, 2-14 SEC

#	Player		Total	3-Ptr	Rebounds							PF	TP	A	TO	Blk	Stl	
			FG-FGA	FG-FGA	FT-FTA	Off	Def	Total										
13	Hegstetter, Nikki	f	1-4	0-1	2-2	2	5	7	2	4	1	4	0	0	33			
20	Williams, Ashley	f	6-9	0-0	3-10	3	3	6	3	15	0	3	0	3	25			
25	Hutchen, Briana	f	0-3	0-1	0-0	0	3	3	3	0	2	1	0	0	15			
11	Cook, Hannah	g	7-11	5-7	5-6	2	2	4	3	24	1	4	1	2	36			
22	Middlebrook, Karyla	g	1-4	1-1	6-6	0	1	1	5	9	2	6	0	1	27			
01	Bolton, Quanetria		4-6	1-2	1-2	1	0	1	4	10	0	1	0	0	18			
03	Carter, Khadijah		0-0	0-0	0-0	0	0	0	0	0	0	0	0	0	1			
05	Hayden, Breanna		3-6	0-0	0-0	0	3	3	4	6	2	4	0	1	24			
15	Knight, Meoshonti		2-6	0-1	1-2	0	1	1	0	5	3	1	0	1	21			
Team						1	4	5										
Totals			24-49	7-13	18-28	9	22	31	24	73	11	24	1	8	200			

FG % 1st Half: 10-17 58.8% 2nd half: 14-32 43.8% Game: 24-49 49.0% Deadball Rebounds 3  
 3FG % 1st Half: 4-5 80.0% 2nd half: 3-8 37.5% Game: 7-13 53.8%  
 FT % 1st Half: 5-8 62.5% 2nd half: 13-20 65.0% Game: 18-28 64.3%

Auburn 80 • 12-17, 3-13 SEC

#	Player		Total		3-Ptr		Rebounds			PF	TP	A	TO	Blk	Stl	Min
			FG-FTA	FG-FGA	FT-FTA	Off	Def	Tot								
44	Tra'Cee Tanner	c	2-7	0-0	2-2	0	7	7	4	6	2	2	3	1	31	
10	Brandy Montgomery	g	12-17	5-7	1-2	2	3	5	3	30	0	3	0	1	32	
13	Katie Frerking	g	4-9	0-3	2-2	1	3	4	4	10	8	4	2	5	33	
25	Neydja Petithomme	g	4-9	1-2	3-7	1	2	3	2	12	5	5	0	1	26	
40	Khady Dieng	g	1-6	0-1	0-0	2	2	4	5	2	3	0	0	3	23	
15	Jazmine Jones	g	3-7	0-0	4-7	3	1	4	3	10	0	1	0	2	27	
22	Kiani Parker		0-2	0-0	0-0	0	0	0	1	0	0	0	0	2	11	
23	Jessica Jones		2-2	0-0	3-3	1	1	2	3	7	0	1	0	0	9	
50	Cabriana Capers		1-1	0-0	1-2	0	1	1	0	3	0	1	0	0	8	
	Team					2	2	4								
Totals			29-60	6-13	16-25	12	22	34	25	80	18	17	5	15	200	

FG % 1st Half: 16-34 47.1% 2nd half: 13-26 50.0% Game: 29-60 48.3% Deadball Rebounds 6.1  
 3FG % 1st Half: 3-6 50.0% 2nd half: 3-7 42.9% Game: 6-13 46.2%  
 FT % 1st Half: 3-3 100.0% 2nd half: 13-22 59.1% Game: 16-25 64.0%

Officials: Felicia Grinter, Mary Day, Wesley Dean  
 Technical fouls: Alabama-None. Auburn-None.  
 Attendance: 3721

Score by periods	1st	2nd	Total
Alabama	29	44	73
Auburn	38	42	80

Last FG - UA 2nd-00:02, AU 2nd-01:25.  
 Largest lead - UA by 3 1st-19:49, AU by 21 2nd-11:30.  
 UA led for 02:43. AU led for 34:55. Game was tied for 02:22.

Points	In Paint	Off T/O	2nd Chance	Fast Break	Bench
UA	30	15	11	4	21
AU	40	30	15	12	20

Score tied - 3 times.  
 Lead changed - 3 times.

### ABOUT ALABAMA'S OPPONENT – AUBURN

► The Tigers are under the direction of fourth-year head coach Terri Williams-Flournoy, who in her first season at Auburn, reached the quarterfinals of the Women's National Invitation Tournament and the third round in 2014. In her 11 complete seasons as a head coach, Williams-Flournoy has guided her teams to the postseason six times, advancing to the NCAA Tournament in three of those years. Prior to taking over at Auburn, she was head coach at Georgetown from 2004-12. Assistant coaching stops for Williams-Flournoy include Southwest Missouri State (2002-04), Georgia (1996-2002) and Georgetown (1992-96).

► Last time out, Auburn dropped a 79-52 decision at Tennessee for the Tigers' third loss in its last four games (52-45 loss at Florida Gulf Coast on Dec. 30; 60-45 loss at Mississippi State on Jan. 7). Auburn took 68 shots in the game, however it was only able to convert on 29.4 percent of those attempts, while the Lady Volunteers finished the game 59.6 percent (34-57) from the floor. Despite the loss, senior center Tra'Cee Tanner came up with her sixth double-double of the season, recording 12 points and 10 rebounds.

► The Tigers are led in scoring by junior Brandy Montgomery, who averages 17.3 points. She is followed by senior Tra'Cee Tanner, who averages 14.0 points and a team-best 8.6 rebounds per contest. Junior Katie Frerking is the team's leader in assists with 2.9 per game. As a team, Auburn is averaging 67.6 points and 38.3 rebounds per game.

## LAST TIME OUT: ALABAMA 48, VANDERBILT 54 - JAN. 10, 2016



### Official Basketball Box Score -- Game Totals -- Final Statistics Vanderbilt vs Alabama 01/10/16 2 p.m. at Tuscaloosa, Ala. (Foster Auditorium)



#### Vanderbilt 54 • 12-4, 1-2 SEC

#	Player	Total		3-Ptr		Rebounds			PF	TP	A	TO	Blk	Stl	Min
		FG-FGA	FG-FGA	FG-FGA	FG-FGA	Off	Def	Tot							
44	Rayte'a Long	f	0-2	0-0	0-0	1	0	1	3	0	0	2	0	0	14
01	Rebekah Dahlman	g	1-4	0-2	0-0	0	2	2	2	2	0	2	0	1	28
03	Rachel Bell	g	3-11	1-5	1-1	1	3	4	1	8	0	4	1	2	25
23	Minta Spears	g	1-4	1-3	5-6	0	7	7	4	8	4	1	0	1	34
33	Christa Reed	g	5-12	4-9	3-6	4	2	6	2	17	4	1	0	0	35
15	Jasmine Jenkins	g	2-4	1-1	4-4	1	2	3	1	9	0	2	0	0	21
22	Marq'ues Webb	g	0-1	0-0	0-0	3	2	5	2	0	1	0	0	0	12
24	Kristen Gaffney	g	0-0	0-0	0-0	0	1	1	0	0	0	1	0	0	1
25	Morgan Batey	g	2-6	0-0	4-4	1	0	1	0	8	1	2	0	1	24
35	Kendall Shaw	g	1-3	0-0	0-0	0	1	1	2	2	0	0	0	0	6
Team						1	5	6							
Totals			15-47	7-20	17-21	12	25	37	17	54	10	15	1	5	200
1st FG %		2-14	14.3%	2nd: 3-9	33.3%	3rd: 5-15	33.3%	4th: 5-9	55.6%	Game: 15-47	31.9%	Deadball			
3FG %		0-4	0.0%	1-5	20.0%	3-7	42.9%	3-4	75.0%	7-20	35.0%	Rebounds			
FT %		4-4	100.0%	2-2	100.0%	1-2	50.0%	10-13	76.9%	17-21	81.0%	2			

#### Alabama 48 • 12-4, 1-2 SEC

#	Player	Total		3-Ptr		Rebounds			PF	TP	A	TO	Blk	Stl	Min
		FG-FGA	FG-FGA	FG-FGA	FG-FGA	Off	Def	Tot							
13	Hegstetter, Nikki	f	1-7	0-0	1-2	3	4	7	1	3	1	1	2	0	32
05	Hayden, Breanna	g	5-10	0-1	0-0	4	4	8	4	10	2	4	0	2	28
11	Cook, Hannah	g	2-4	1-2	2-2	1	2	3	4	7	0	2	0	1	31
15	Knight, Meoshonti	g	2-8	0-2	0-2	0	3	3	5	4	1	2	0	3	31
22	Middlebrook, Karyla	g	2-8	1-2	4-5	0	2	2	4	9	3	3	0	2	40
01	Bolton, Quanetria	g	4-8	1-3	0-0	2	1	3	1	9	0	0	0	1	16
02	Magee, Trista	g	0-2	0-2	0-0	0	1	1	0	0	0	0	0	0	4
03	Carter, Khadijah	g	0-0	0-0	0-0	0	1	1	0	0	0	0	0	0	1
23	Wade, Shaquera	g	2-5	2-4	0-2	1	2	3	2	6	2	2	0	0	17
Team						0	2	2							
Totals			18-52	5-16	7-13	11	22	33	21	48	9	14	2	9	200
1st FG %		4-13	30.8%	2nd: 3-15	20.0%	3rd: 7-11	63.6%	4th: 4-13	30.8%	Game: 18-52	34.6%	Deadball			
3FG %		0-3	0.0%	2-8	25.0%	1-1	100.0%	2-4	50.0%	5-16	31.3%	Rebounds			
FT %		1-1	100.0%	3-6	50.0%	1-4	25.0%	2-2	100.0%	7-13	53.8%	4			

Officials: Mark Zentz, Carla Fountain, Charlie Hust  
Technical fouls: Vanderbilt-None. Alabama-None.  
Attendance: 3023

Score by periods	1st	2nd	3rd	4th	Total
Vanderbilt	8	9	14	23	54
Alabama	9	11	16	12	48

Last FG - VANDY 4th-02:36, UA 4th-00:07.  
Largest lead - VANDY by 8 4th-00:21, UA by 5 1st-05:29.  
VANDY led for 09:35, UA led for 27:30. Game was tied for 02:55.

Points	In	Off	2nd	Fast	Bench
VANDY	6	20	7	2	19
UA	24	11	10	2	15

Score tied - 3 times.  
Lead changed - 3 times.

**TUSCALOOSA, Ala.** - Alabama lost its first game of the season at home on Sunday, falling 54-48, to Vanderbilt in Southeastern Conference action at Foster Auditorium. The Crimson Tide (12-4, 1-2 SEC) led for the majority of the game, but the Commodores (12-4, 1-2 SEC) outscored UA, 23-12, in the final quarter for the win.

Junior Breanna Hayden, making her first start of the season, nailed a jumper on the opening possession, sparking a 7-2 run for Alabama over the first 4:30. Vanderbilt responded, scoring six of the final eight points of the quarter, but the Tide remained in front at the end of the first, 9-8.

Alabama would, again, score on its first trip down the court as freshman Shaquera Wade drained a three-pointer at the 9:19 mark. The Tide went on to lead by as many as five in the quarter and would take a 20-17 advantage into the locker room at the half.

The Commodores strung together a 9-5 run at the start of the third to take its first lead of the game, 26-25, with 7:01 remaining in the quarter. Vanderbilt held on for the next few minutes, but eight unanswered points for Alabama to end the third gave the Tide the lead back and a 36-31 edge heading into the final quarter.

The Commodores used another strong start, outscoring Alabama 9-0, to take a 40-36 lead. Vanderbilt would hold on for the duration, leading by as many as eight down the stretch.

Hayden led the Tide in scoring with 10 points. She was followed by sophomores Quanetria Bolton and Karyla Middlebrook, who added nine points each. Hayden also collected a career-high and game-best eight rebounds. The Commodores were led by sophomore Christa Reed, who scored 17 points.

For the game, Alabama actually had a better percentage from the floor than Vanderbilt did, hitting 34.6 percent (18-52) compared to 31.9 percent (15-47), however the Commodores hit seven three-pointers and were 17-of-21 from the free throw line. The Tide made five threes and was 7-of-13 from the stripe.

## 2015-16 NUMERICAL ROSTER

No.	Name	Pos.	Ht.	Cl.	Hometown (Previous School)
1	Quanetria Bolton	F	6-0	So.	Anniston, Ala. (Anniston HS)
2	Trista Magee	G	6-0	Fr.	Ellisville, Miss. (Presbyterian Christian)
3	Khadijah Carter	G	6-1	Sr.	Goodrich, Texas (Jacksonville College)
5	Breanna Hayden	G	5-9	Jr.	Dallas, Texas (Baylor)
11	Hannah Cook	G	6-0	So.	Ozark, Mo. (Ozark HS)
12	C'Coriea Foy	G	5-11	Fr.	Fayetteville, N.C. (Jack Britt HS)
13	Nikki Hegstetter	F	6-2	Sr.	Kennesaw, Ga. (Harrison HS)
15	Meoshonti Knight	G	5-8	So.	Morgan City, La. (Central Catholic HS)
20	Ashley Williams #	F	6-0	Jr.	Covington, Ga. (Alcovy HS)
21	Taylor Berry	G	5-9	Fr.	New Orleans, La. (Mount Carmel Academy)
22	Karyla Middlebrook	PG	5-7	So.	Blue Springs, Mo. (Blue Springs HS)
23	Shaquera Wade	G	6-0	Fr.	Huntsville, Ala. (Huntsville HS)
35	Diamanté Martinez	F	6-3	So.	New Orleans, La. (Edna Karr HS)

# Out for the 2015-16 season

## 2015-16 PRONUNCIATION GUIDE

<b>Quanetria Bolton</b>	kwan-EE-tree-uh
<b>Khadijah Carter</b>	kuh-DEE-jah
<b>C'Coriea Foy</b>	suh-CORE-ee-uh
<b>Breanna Hayden</b>	bre-ANN-uh
<b>Meoshonti Knight</b>	mee-oh-SHON-tee
<b>Diamanté Martinez</b>	dee-uh-MON-tay
<b>Karyla Middlebrook</b>	kuh-RYE-luh
<b>Shaquera Wade</b>	shuh-KEER-uh
<b>Shereka Wright</b>	sure-EE-kah
<b>Grant Fausset</b>	faucet





**KRISTY CURRY**

Head Coach

Third Season

NORTHEAST LOUISIANA, 1988

## COACHING HIGHLIGHTS

- **Nine NCAA Tournament appearances**
  - **One NCAA Final Four**
  - **Two NCAA Elite Eights**
  - **Four NCAA Sweet 16s**
- **Three Women's National Invitation Tournament appearances**
- **Two Big Ten regular season titles**
- **Nine 20-win seasons**

## CAREER HISTORY AND RESULTS

### UNIVERSITY OF ALABAMA, HEAD COACH, 2013-PRESENT

Year	Record	Pct.	SEC Record	Pct.	Postseason/Honors
2013-14	14-16	.467	7-9	.438	
2014-15	13-19	.406	2-14	.125	
2015-16	12-4	.750	1-2	.333	
<b>Total (3)</b>	<b>39-39</b>	<b>.500</b>	<b>10-25</b>	<b>.286</b>	

### TEXAS TECH UNIVERSITY, HEAD COACH, 2006-13

Year	Record	Pct.	Big 12 Record	Pct.	Postseason/Honors
2006-07	15-16	.484	6-10	.375	
2007-08	17-16	.515	4-12	.250	WNIT Third Round
2008-09	16-15	.516	6-10	.375	
2009-10	18-15	.545	5-11	.313	WNIT Second Round
2010-11	22-11	.667	8-8	.500	NCAA First Round
2011-12	21-14	.600	6-12	.333	WNIT Third Round
2012-13	21-11	.656	11-7	.611	NCAA First Round
<b>Total (7)</b>	<b>130-98</b>	<b>.570</b>	<b>46-70</b>	<b>.397</b>	

### PURDUE UNIVERSITY, HEAD COACH, 1999-2006

Year	Record	Pct.	Big Ten Record	Pct.	Postseason/Honors
1999-2000	23-8	.742	11-5	.688	NCAA Second Round
2000-01	31-7	.816	14-2	.875	NCAA Runner Up
2001-02	24-6	.800	13-3	.813	NCAA Second Round
2002-03	29-6	.829	12-4	.750	NCAA Elite Eight
2003-04	29-4	.879	14-2	.875	NCAA Sweet 16
2004-05	17-13	.567	9-7	.563	NCAA Second Round
2005-06	26-7	.788	13-3	.813	NCAA Sweet 16
<b>Total (7)</b>	<b>179-51</b>	<b>.778</b>	<b>86-26</b>	<b>.768</b>	

**CAREER (17)**    **348-188**    **.649**    **142-121**    **.540**

## ON THE BENCH



### KELLY CURRY

Assistant Coach, Third Season

Kelly Curry is entering his third season with the Crimson Tide women's basketball team, working primarily with the post players, while also handling scheduling, recruiting and scouting.



### SHEREKA WRIGHT

Assistant Coach, Third Season

Shereka Wright, former collegiate standout at Purdue and member of the WNBA, enters her third season at Alabama as assistant coach and recruiting coordinator. Wright works primarily with the guards and also assists with scouting.



### GRANT FAUSSET

Operations and Video, Third Season

Grant Fausset enters his third year at Alabama coordinating all travel, serving as the team liaison within athletics; coordinating logistics for all official and unofficial visits and the team's video needs including practice footage and exchange.



### TERRY JONES

Strength and Conditioning, 27th Season

Terry Jones, Sr. enters his second stint as strength and conditioning coach for the women's basketball team and has been a member of the Crimson Tide staff for 27 years. In 2003, he was certified as a Master Strength & Conditioning Coach.



### MALLORI CROCKETT

Athletic Trainer, Third Season

Mallori Crockett enters her third season as athletic trainer for the women's basketball team. She also oversees the graduate assistant athletic trainer working with volleyball.

## ALABAMA WOMEN'S BASKETBALL NOTES

### TOP 30 NATIONAL TEAM RANKINGS

Through games played on Jan. 12, Alabama ranks in the top 30 in eight categories as a team.

Category	Ranking	Value
Blocked Shots	10th	92
Block Shots Per Game	15th	5.8
Field Goal Percentage Defense	16th	.337
Free Throw Attempts	29th	335
Free Throws Made	22nd	241
Scoring Margin	23rd	+16.3
Turnover Margin	24th	4.81
Turnovers Forced	28th	20.31

### TOP 100 NATIONAL INDIVIDUAL RANKINGS

Name	Category	Ranking	Value
Karyla Middlebrook	Free Throw Percentage	68th	.840
Hannah Cook	Three-Point Field Goals Attempted	86th	100
Hannah Cook	Three-Point Field Goals Made	50th	39
Hannah Cook	Three-Point Field Goals Per Game	78th	2.44
Hannah Cook	Three-Point Field Goal Percentage	71st	.390

### ALABAMA WINS 10<sup>th</sup> STRAIGHT AT HOME

With its 62-45 victory over LSU on Jan. 3, Alabama won its 10th home game of the season. The last time the Crimson Tide went 10-0 to start the season at home was in 1997-98 when it won 12 consecutive games.

### HOME SCORING

Through 10 home games, Alabama is averaging 80.5 points per game and has scored 90 or more points four times. A year ago, the Crimson Tide only averaged 60.1 points per game in Tuscaloosa.

### MARTINEZ CRACKS MOST BLOCKS IN A GAME TOP 10 LIST TWICE IN TWO GAMES

Sophomore Diamanté Martinez cemented her name in the top 10 in blocks in a single game twice this season. Her six rejections on Nov. 13 versus Alabama A&M tied for third in Alabama history for blocks in a single game and was the most since Yolanda Watkins collected the same amount on Dec. 4, 1994, against Tennessee State. She followed that up with five against Appalachian State, which ranks seventh in the Tide annals.

### BALANCED ATTACK

The Crimson Tide has had at least three players score in double figures in 10 of its 16 games this season. Alabama had a whopping seven reach 10 points or more in the season opener versus Alabama A&M, four in the win over Appalachian State, five in the victory against Mississippi Valley State, four against Georgia State, three versus Utah Valley, six against Alcorn State, four versus Georgetown and three against North Florida, Grambling State and Lipscomb.

### ALL ABOUT THAT PACE

It doesn't take long to pick up on the importance of the word "pace" with this season's squad. It is one thing that head coach Kristy Curry preaches, and it has certainly paid dividends. Through 16 games, Alabama has forced 325 turnovers, nearly half of those (159) coming from steals and is outrebounding its opponents, 676-608. The Tide has also shot the ball over 50 times more than its opponents, making 41.4 percent of its attempts. Curry attributes a lot of the improvement to strength and conditioning coach Terry Jones. Although a veteran coach with over 28 years of experience at Alabama, Jones joined the women's basketball team in the spring of 2015 and has made an immediate impact on the squad.

### GETTING TO THE LINE

Alabama ranks 29th in the nation in free throw attempts (335) and 22nd in free throws made (241) while averaging 71.9 percent made per game. Last year, the Tide finished the regular season ranked third in free throw attempts, taking 723 shots from the line in 2014-15.

### YOUTH LEADS TIDE IN NUMBERS

Throughout the 2014-15, Alabama was led statistically by its youth, and that trend is continuing this season. After 16 games, the Tide's freshmen and sophomores have accounted for 850 of its 1,155 points (73.6 percent), 412 of its 676 rebounds (60.9 percent), 143 of its 200 assists (71.5 percent), 58 of its 92 blocks (63.0 percent) and 120 of its 159 steals (75.5 percent).

### GRIT AND GRATITUDE

One of the team's mottos for this season that you will hear head coach Kristy Curry talk a lot about is grit and gratitude. At the beginning of the season she said, "We talk a lot about grit, and we talk a lot about gratitude. We want to be the grittiest and the most thankful in everything that we do, on and off the floor. If we can do those two things the scoreboard will take care of itself."

### THE HARD HAT

Over the summer, the team read Jon Gordon's book titled *The Hard Hat*, which is the true story of George Boiardi, a selfless, loyal, joyful, hard-working, competitive and compassionate leader and teammate and the

## QUICK FACTS

### UNIVERSITY

Location	Tuscaloosa, Ala.
Founded	April 12, 1831
Enrollment	37,100
Conference	Southeastern
Colors	Crimson and White
Nickname	Crimson Tide
President	Dr. Stuart Bell
Athletic Director	Bill Battle
Faculty Athletics Representative	Dr. James King
Arena	Foster Auditorium (3,800)

### COACHING STAFF

Head Coach	Kristy Curry
Alma Mater	Northeast Louisiana, 1988
Record at Alabama	39-39 (Third Season)
SEC Record	10-25 (Third Season)
Career Record	348-188 (17th Season)
Assistant Coach	Kelly Curry
Assistant Coach	Shereka Wright
Director of Operations/Video	Grant Fausset
Strength and Conditioning	Terry Jones
Athletic Trainer	Mallori Crockett

### TEAM INFORMATION

2014-15 Record	13-19
2014-15 SEC Record/Finish	2-14/14th
2014-15 H/A/N Record	10-9/1-8/2-2
Starters Returning/Lost	3/2
Letterwinners Returning/Lost	8/3
Newcomers	4

### PROGRAM HISTORY

All-Time Record	697-537 (.565)/41 Seasons
SEC Record	144-268 (.350)
Overall Home Record	344-166 (.675)
Foster Auditorium Record	68-40 (.630)
Coleman Coliseum Record	276-126 (.687)
First Season	1974-75
SEC Tournament Record	25-36 (.409)
NCAA Appearances	10 (1984, 88, 92, 93, 94, 95, 96, 97, 98, 99)
NCAA Record	16-10 (.615)
WNIT Appearances	4 (2000, 01, 02, 11)
WNIT Record	5-4 (.556)

### ATHLETICS COMMUNICATIONS

Basketball Contact	Jessica Paré
Office	205-348-6084
Cell	205-394-5985
E-mail	jpare@ia.ua.edu
Fax	205-348-8841
Website	www.RollTide.com
Mailing Address	1201 Coliseum Drive Room 170 Tuscaloosa, AL 35487

impact he had on his team and program. Head coach Kristy Curry had a white hard hat with the script crimson A put on it before the season, and each week, the team votes on its hard hat winner for that respective week. This week's winner was senior Nikki Hegstetter.

#### FORZA TIDE

The Alabama women's basketball team embarked on a 10-day tour of Italy in August, visiting Rome, Florence, Venice and Como. Not only did the Crimson Tide come home with a wealth of knowledge about the country and its history, but it also gained valuable on-court time, playing three games against three different teams of varying levels. Sophomore Hannah Cook averaged 17.0 points per game to lead the UA offense largely in part to going 13-for-21 from three-point range. Junior Breanna Hayden was solid all-around for the Tide as she finished with an average of 9.3 points per game, a team-best 6.3 rebounds and 2.7 assists per contest.

#### HEGSTETTER NAMED ALLSTATE WBCA GOOD WORKS NOMINEE FOR THIRD CONSECUTIVE SEASON

Senior forward Nikki Hegstetter was named a nominee for the 2016 Allstate WBCA Good Works Teams, marking the third time she has been recognized. The award recognizes a select group of college basketball student-athletes who have made significant contributions to the greater good of their communities through volunteerism and civic service. Hegstetter continues to be involved in several aspects of the community, including Habitat for Humanity, The Miracle League of Tuscaloosa and Alabama women's basketball's Fifth Grade Fastbreak program. She has also spent time volunteering at local high school basketball camps, elementary schools, the DCH Manderson Cancer Center and Capstone Village Retirement Community.

#### HEGSTETTER HONORED BY CULVERHOUSE COLLEGE OF COMMERCE

Forward Nikki Hegstetter earned a pair of prestigious awards from Alabama's Culverhouse College of Commerce as part of the University's Honors Day celebration. Hegstetter was named the Austin Scholar for Outstanding Senior in the Culverhouse College of Commerce, which is presented annually to the outstanding undergraduate student in the Culverhouse College of Commerce and Business Administration, as selected by the entire college faculty. In addition, she received the James Larry Carmichael Department of Marketing Outstanding Student Service Award, which is given to the student with the most distinguished reputation for service to the entire University community.

#### FANS EXCITED ABOUT WOMEN'S BASKETBALL

Season ticket sales have increased over 50 percent since Kristy Curry took over at the Capstone. Foster Auditorium drew a crowd of 2,678 for its win over Georgia on Jan. 26, 2014, setting a new record attendance for women's basketball in the historic building. Fans then answered the call to top that number the next week against Tennessee, and would set another record as 3,002 packed into Foster to watch the Tide and Lady Vols. The record was broken, yet again, in 2015 when 3,133 were on hand for the Mississippi State game. Alabama's average attendance has continued to grow and is up an average of 1,405 per game since Curry's arrival (1,145 in 2012-13; 1,992 in 2013-14; 2,550 in 2014-15).

#### ALABAMA INKS THREE DURING EARLY SIGNING PERIOD

The Alabama women's basketball team added three of the top prospects in the 2016 class with the signing of Cierra Johnson, Ashley Knight and Jordan Lewis.

"All three of these young ladies bring a style of play that is fun to watch, and all three are truly committed to making an immediate impact in our process," said Curry. "This class compliments our current roster and will compete on a daily basis to impact our program both on and off the court in a major way as freshmen."

#### What they're saying about the Tide's signing class:

"Since arriving in Tuscaloosa, Coach Kristy Curry and her staff have continuously landed the pieces needed to compete in the SEC. The Class of 2016 is no different. In Cierra Johnson, Ashley Knight and Jordan Lewis, Curry will welcome three players capable of providing quality minutes early in their careers."

-Brandon Clay, Peach State Basketball

"Alabama Head Coach Kristy Curry continues her outstanding recruiting for the 2016 class after her stellar five player class in 2015. The incoming three players include two of the top 100 national prospects in Blue Star Report. Leading the way is No. 55 5-8 PG Cierra Johnson from Blount High School (AL), No. 65 5-8 G Jordan Lewis from Lake Highland Prep (FL) and No. 108 6-5 C Ashley Johnson from LBJ (TX). All three players will make an impact at Alabama as Coach Curry's class is ranked No. 3 in the Southeast Conference by Blue Star."

-Kevin Lynch, Blue Star Report

"Alabama Coach Kristy Curry signed three kids that make her team better. All three should be contributors right away. She will have the luxury to play Johnson and Lewis at the same time. Their backcourt will be potent. Knight gives them that true center that every team needs to establish an inside game."

-Brett McCormick, All-Star Girls Report

## SPECIALTY STATS

Opponent	Paint	Pts off			
		T/O	2ndCh	FastB	Bench
ALABAMA	50	35	21	20	35
Alabama A&M	22	8	12	0	19
ALABAMA	44	32	7	20	31
Appalachian State	20	10	20	6	26
ALABAMA	46	38	16	27	37
Miss. Valley State	10	5	6	0	6
ALABAMA	36	14	10	14	16
Georgia State	28	9	8	5	35
ALABAMA vs.	18	18	7	9	15
Middle Tennessee	16	16	12	0	15
ALABAMA vs.	42	14	6	10	20
Utah Valley	28	13	13	2	22
ALABAMA at	34	15	4	8	23
UT Martin	22	23	6	2	2
ALABAMA	48	29	15	10	38
Alcorn State	30	15	12	6	20
ALABAMA	28	23	11	10	19
Georgetown	28	30	6	16	13
ALABAMA	28	19	15	6	26
North Florida	10	9	14	0	13
ALABAMA at	30	12	14	4	18
Georgia Tech	18	20	6	16	40
ALABAMA	46	10	10	13	28
Grambling State	20	8	0	2	18
ALABAMA	20	31	16	4	14
Lipscomb	6	7	5	0	13
ALABAMA	20	24	16	4	16
LSU	20	6	16	4	12
ALABAMA	10	13	2	0	8
at Kentucky	30	10	18	4	10
ALABAMA	24	11	10	2	15
Vanderbilt	6	20	7	2	19
ALABAMA					
at Auburn					
ALABAMA					
Georgia					
ALABAMA					
at Florida					
ALABAMA					
at Vanderbilt					
ALABAMA					
Texas A&M					
ALABAMA					
at Tennessee					
ALABAMA					
Ole Miss					
ALABAMA					
Auburn					
ALABAMA					
at Missouri					
ALABAMA					
at Arkansas					
ALABAMA					
South Carolina					
ALABAMA					
Tennessee					
ALABAMA					
at Mississippi State					
ALABAMA Totals	524	338	180	161	359
Average/Game	32.8	21.1	11.3	10.1	22.4
Opponent Totals	314	209	161	64	283
Average/Game	19.6	13.1	10.1	4.0	17.7

## STARTING LINEUPS

OPPONENT	RESULT	POINT GUARD	GUARD	GUARD	FORWARD	FORWARD
Alabama A&M	W, 96-44	Karyla Middlebrook	Meoshonti Knight	Hannah Cook	Nikki Hegstetter	Quanetria Bolton
Appalachian State	W, 93-59	Karyla Middlebrook	Meoshonti Knight	Hannah Cook	Nikki Hegstetter	Quanetria Bolton
Mississippi Valley State	W, 98-35	Karyla Middlebrook	Meoshonti Knight	Hannah Cook	Nikki Hegstetter	Quanetria Bolton
Georgia State	W, 72-56	Karyla Middlebrook	Meoshonti Knight	Hannah Cook	Nikki Hegstetter	Quanetria Bolton
vs. Middle Tennessee	W, 64-46	Karyla Middlebrook	Meoshonti Knight	Hannah Cook	Nikki Hegstetter	Quanetria Bolton
vs. Utah Valley	W, 67-60	Karyla Middlebrook	Meoshonti Knight	Hannah Cook	Nikki Hegstetter	Quanetria Bolton
at UT Martin	L, 65-83	Karyla Middlebrook	Meoshonti Knight	Hannah Cook	Nikki Hegstetter	Quanetria Bolton
Alcorn State	W, 97-50	Karyla Middlebrook	Meoshonti Knight	Hannah Cook	Nikki Hegstetter	Quanetria Bolton
Georgetown	W, 78-66	Karyla Middlebrook	Meoshonti Knight	Hannah Cook	Nikki Hegstetter	Quanetria Bolton
North Florida	W, 69-47	Karyla Middlebrook	Meoshonti Knight	Hannah Cook	Nikki Hegstetter	Quanetria Bolton
at Georgia Tech	L, 58-70	Karyla Middlebrook	Meoshonti Knight	Hannah Cook	Nikki Hegstetter	Quanetria Bolton
Grambling State	W, 72-57	Karyla Middlebrook	Meoshonti Knight	Hannah Cook	Nikki Hegstetter	Quanetria Bolton
Lipscomb	W, 68-49	Karyla Middlebrook	Meoshonti Knight	Hannah Cook	Nikki Hegstetter	Quanetria Bolton
LSU	W, 62-45	Karyla Middlebrook	Meoshonti Knight	Hannah Cook	Nikki Hegstetter	Quanetria Bolton
at Kentucky	L, 48-73	Karyla Middlebrook	Meoshonti Knight	Hannah Cook	Nikki Hegstetter	Quanetria Bolton
Vanderbilt	L, 48-54	Karyla Middlebrook	Meoshonti Knight	Hannah Cook	Breanna Hayden	Nikki Hegstetter
at Auburn						
Georgia						
at Florida						
at Vanderbilt						
Texas A&M						
at Tennessee						
Ole Miss						
Auburn						
at Missouri						
at Arkansas						
South Carolina						
Tennessee						
at Mississippi State						

## ALABAMA RECORD WHEN ...

At home .....	10-1	Less FT att. than opp. ....	2-3
At Foster Auditorium .....	8-1	Same FT att. as opp. ....	
At Coleman Coliseum .....	2-0	40% or better on 3PT .....	2-0
On the road .....	0-3	Less than 40% on 3PT .....	10-4
At neutral sites .....	2-0		
In SEC games .....	1-2	More turnovers than opp. ....	3-2
SEC home games .....	1-1	Less turnovers than opp. ....	9-2
SEC road games .....	0-1	Same turnovers as opp. ....	
In non-conference games .....	11-2		
In overtime .....		Scoring 80 or more points .....	4-0
		Scoring 70-79 points .....	3-0
In games decided by ...		Scoring 60-69 points .....	5-1
5 points or less .....		Scoring 50-59 points .....	0-1
6-10 points .....	1-1	Scoring less than 50 points .....	0-2
11 points or more .....	11-3		
Leading at the half .....	12-1	Allowing 80 or more points .....	0-1
Trailing at the half .....	0-3	Allowing 70-79 points .....	0-2
Tied at the half .....		Allowing 60-69 points .....	2-0
		Allowing 50-59 points .....	4-1
		Allowing less than 50 points .....	6-0
Shooting 40% or better .....	8-1		
Shooting less than 40% .....	4-3	On Sunday .....	4-1
Opp. better than 40% .....	1-3	On Monday .....	3-0
Opp. 40% or less .....	11-1	On Tuesday .....	1-0
Shooting better than opp. ....	12-1	On Wednesday .....	0-1
Shooting worse than opp. ....	0-3	On Thursday .....	0-1
		On Friday .....	2-1
Outrebounding opp. ....	8-1	On Saturday .....	2-0
Opp. outrebounds UA .....	2-3		
Rebounds are tied .....	2-0	In November .....	6-0
		In December .....	5-2
70% or better on FT .....	10-0	In January .....	1-2
70% or less on FT .....	2-4	In February .....	
More FT att. than opp. ....	10-1	In March .....	



# **PLAYER GAME-BY-GAME (POINTS - REBOUNDS - ASSISTS)**

OPPONENT	1 BOLTON	2 MAGEE	3 CARTER	5 HAYDEN	11 COOK	12 FOY	13 HEGSTETTER	15 KNIGHT	21 BERRY	22 MIDDLEBROOK	23 WADE	35 MARTINEZ
Alabama A&M	19-10-0	INJ	13-3-2	DNP	14-6-1	10-2-1	3-8-1	10-2-1	2-0-0	15-6-6	10-8-0	0-3-0
Appalachian State	2-3-2	INJ	5-5-0	13-5-1	15-9-1	3-0-0	17-5-2	20-8-3	0-0-0	8-2-3	8-1-1	2-2-0
Mississippi Valley State	21-2-0	INJ	11-4-1	7-3-1	10-7-1	6-0-0	5-8-0	13-3-4	0-0-0	12-5-3	9-3-1	4-4-1
Georgia State	12-5-1	3-4-0	2-0-0	0-1-0	5-4-5	DNP	14-9-1	13-4-4	DNP	12-7-3	3-8-1	8-2-0
vs. Middle Tennessee	8-2-0	3-3-0	0-0-0	4-3-2	15-15-0	0-0-0	10-6-2	7-3-5	0-0-0	9-4-1	8-4-0	0-2-0
vs. Utah Valley	2-4-0	0-0-0	0-0-0	20-4-2	9-10-0	DNP	8-6-1	16-6-1	DNP	12-2-2	0-2-1	0-0-0
at UT Martin	6-1-1	9-1-1	0-1-0	6-2-7	21-8-0	2-0-0	6-5-0	3-4-2	DNP	6-3-2	4-3-1	2-2-0
Alcorn State	14-10-1	3-2-0	DNP	10-5-3	14-0-0	14-3-0	13-5-1	6-1-1	0-0-0	12-6-5	6-8-5	5-3-1
Georgetown	13-12-0	0-2-0	DNP	11-6-1	22-4-1	0-0-0	8-6-2	4-3-4	DNP	12-2-5	8-3-2	0-0-0
North Florida	5-2-0	5-1-1	0-2-0	10-2-2	17-5-1	0-0-2	5-13-4	10-10-0	0-0-0	6-2-5	9-3-0	2-1-0
at Georgia Tech	8-4-2	8-1-0	DNP	3-3-1	11-2-1	4-2-0	7-10-0	14-8-2	DNP	0-6-4	3-6-1	0-0-0
Grambling State	14-4-0	5-2-1	0-0-0	15-6-4	3-4-1	0-1-0	17-10-3	6-6-5	DNP	4-3-2	6-3-2	2-0-0
Lipscomb	10-6-0	0-3-0	0-0-0	13-6-2	20-7-2	0-0-1	9-7-0	6-0-0	0-0-1	9-3-5	1-6-1	0-1-0
LSU	4-3-0	2-1-1	0-0-0	8-5-3	9-5-2	INJ	6-6-2	17-3-1	0-0-0	10-5-2	6-0-1	0-0-0
at Kentucky	6-5-0	0-0-1	4-1-0	3-2-1	10-4-1	DNP	5-8-2	7-2-1	DNP	12-4-2	0-1-0	1-1-0
Vanderbilt	9-1-0	0-1-0	0-1-0	10-8-2	7-3-0	DNP	3-7-1	4-3-1	DNP	9-2-3	6-3-2	DNP
at Auburn												
Georgia												
at Florida												
at Vanderbilt												
Texas A&M												
at Tennessee												
Ole Miss												
Auburn												
at Missouri												
at Arkansas												
South Carolina												
Tennessee												
at Mississippi State												

# **POINT PRODUCTION**

OPPONENT	BACK COURT	FRONT COURT	STARTERS	RESERVES	SENIORS	JUNIOR	SOPHOMORES	FRESHMEN
Alabama A&M	74	22	61	35	16	0	58	22
Appalachian State	72	21	62	31	22	13	47	11
Mississippi Valley State	68	30	61	37	16	7	60	15
Georgia State	38	34	56	16	16	0	50	6
vs. Middle Tennessee	46	18	49	15	10	4	39	11
vs. Utah Valley	57	10	47	20	8	20	39	0
at UT Martin	51	14	42	23	6	6	38	15
Alcorn State	65	32	59	38	13	10	51	23
Georgetown	57	21	59	19	8	11	51	8
North Florida	57	12	43	26	5	10	40	14
at Georgia Tech	43	15	40	18	7	3	33	15
Grambling State	39	33	44	28	17	15	29	11
Lipscomb	49	19	54	14	9	13	45	1
LSU	52	10	46	16	6	8	40	8
at Kentucky	36	12	8	40	9	3	36	0
Vanderbilt	36	12	33	15	3	10	29	6
at Auburn								
Georgia								
at Florida								
at Vanderbilt								
Texas A&M								
at Tennessee								
Ole Miss								
Auburn								
at Missouri								
at Arkansas								
South Carolina								
Tennessee								
at Mississippi State								
TOTALS	840	315	764	391	171	133	685	166

# GAME-BY-GAME HIGHS

OPPONENT	RESULT	POINTS	REBOUNDS	ASSISTS	STEALS	BLOCKS
Alabama A&M	W, 96-44	19, Bolton	10, Bolton	6, Middlebrook	4, Carter	6, Martinez
Appalachian State	W, 93-59	20, Knight	9, Cook	3, Knight	3, Cook	5, Martinez
				3, Middlebrook	3, Wade	
Mississippi Valley State	W, 98-35	21, Bolton	8, Hegstetter	4, Knight	3, Foy	4, Martinez
Georgia State	W, 72-56	14, Hegstetter	9, Hegstetter	5, Cook	4, Middlebrook	2, Hegstetter
vs. Middle Tennessee	W, 64-46	15, Cook	15, Cook	5, Knight	3, Knight	1, Bolton
						1, Hegstetter
						1, Martinez
vs. Utah Valley	W, 67-60	20, Hayden	10, Cook	2, Hayden	3, Middlebrook	4, Hegstetter
				2, Middlebrook		
at UT Martin	L, 65-83	21, Cook	8, Cook	7, Hayden	2, Magee	2, Hegstetter
Alcorn State	W, 97-50	14, Bolton	10, Bolton	5, Middlebrook	5, Wade	4, Bolton
		14, Cook		5, Wade		
		14, Foy				
Georgetown	W, 78-66	22, Cook	12, Bolton	5, Middlebrook	2, Cook	1, Hegstetter
					2, Knight	
North Florida	W, 69-47	17, Cook	13, Hegstetter	5, Middlebrook	3, Cook	1, Hayden
					3, Hegstetter	1, Hegstetter
					3, Knight	1, Knight
						1, Martinez
at Georgia Tech	L, 58-70	14, Knight	10, Hegstetter	4, Middlebrook	2, Foy	1, Bolton
					2, Hegstetter	1, Cook
					2, Middlebrook	1, Hegstetter
						1, Knight
						1, Middlebrook
Grambling State	W, 72-57	17, Hegstetter	10, Hegstetter	5, Knight	2, Hegstetter	2, Hayden
					2, Wade	2, Hegstetter
						2, Knight
Lipscomb	W, 68-49	20, Cook	7, Cook	5, Middlebrook	3, Cook	1, Bolton
			7, Hegstetter		3, Middlebrook	1, Hegstetter
LSU	W, 62-45	17, Knight	6, Hegstetter	3, Hayden	6, Knight	1, Hegstetter
at Kentucky	L, 48-73	12, Middlebrook	8, Hegstetter	2, Hegstetter	3, Knight	2, Bolton
				2, Middlebrook		
Vanderbilt	L, 48-54	10, Hayden	8, Hayden	3, Middlebrook	3, Knight	2, Hegstetter
at Auburn						
Georgia						
at Florida						
at Vanderbilt						
Texas A&M						
at Tennessee						
Ole Miss						
Auburn						
at Missouri						
at Arkansas						
South Carolina						
Tennessee						
at Mississippi State						



1

6-0 • Sophomore

Forward

**QUANETRIA BOLTON**

Anniston, Ala. (Anniston HS)

**CAREER HIGHS**

Points	21 vs. Mississippi Valley State (11/22/15)
Rebounds	12 vs. Georgetown (12/12/15)
FG Made	9 vs. Mississippi Valley State (11/22/15)
FG Att.	14 vs. Alabama A&M (11/13/15)
3PT FG Made	2 - 4X, last vs. Alcorn State (12/6/15)
3PT FG Att.	5 - 2X, last at Georgia (1/4/15)
FT Made	6 vs. New Orleans (12/21/14)
FT Att.	8 vs. Alabama A&M (11/13/15)
Assists	3 vs. Kentucky (1/2/15)
Steals	2 - 3X, last vs. Lipscomb (12/28/15)
Blocks	4 - 3X, last vs. Alcorn State (12/6/15)
Minutes	27 vs. Georgetown (12/12/15)

**SEC HIGHS**

Points	12 at Georgia (1/4/15)
Rebounds	5 - 3X, last at Kentucky (1/7/16)
FG Made	5 at Georgia (1/4/15)
FG Att.	12 at Georgia (1/4/15)
3PT FG Made	2 vs. South Carolina (1/8/15)
3PT FG Att.	5 at Georgia (1/4/15)
FT Made	4 - 2X, last at Tennessee (2/19/15)
FT Att.	5 at Ole Miss (1/11/15)
Assists	3 vs. Kentucky (1/2/15)
Steals	2 vs. Miss. State (2/22/15)
Blocks	4 at Texas A&M (2/16/15)
Minutes	25 at Texas A&M (2/16/15)

**2015-16 SEASON HIGHS**

Points	21 vs. Mississippi Valley State (11/22)
Rebounds	12 vs. Georgetown (12/12/15)
FG Made	9 vs. Mississippi Valley State (11/22)
FG Att.	14 vs. Alabama A&M (11/13)
3PT FG Made	2 - 2X, last vs. Alcorn State (12/6)
3PT FG Att.	3 - 2X, last vs. Vanderbilt (1/10)
FT Made	5 vs. Alabama A&M (11/13)
FT Att.	8 vs. Alabama A&M (11/13)
Assists	2 - 2X, last at Georgia Tech (12/18)
Steals	2 - 2X, last vs. Lipscomb (12/28)
Blocks	4 - 2X, last vs. Alcorn State (12/6)
Minutes	27 vs. Georgetown (12/12)

**2015-16 NOTES**

**Alabama A&M (11/13):** In her first start recorded her first career double-double with 19 points and career-high tying 10 rebounds against the Bulldogs ... also had four blocks. **Appalachian State (11/16):** Found herself in foul trouble early and finished with two points, three rebounds and a pair of assists. **Mississippi Valley State (11/22):** Led the Tide offense with a career-high 21 points while also adding three blocks, two rebound and two steals. **Georgia State (11/24):** Finished with 12 points, five rebounds, one assist and one block in the win. **Middle Tennessee (11/27):** Had eight points, two rebounds, one block and one steal against the Blue Raiders. **Utah Valley (11/28):** Added four rebounds, two points and a block. **UT Martin (12/2):** Recorded six points, one rebound, one assist and one block. **Alcorn State (12/6):** Notched her second double-double with 14 points and 10 rebounds against the Braves ... also tied her career high in blocks with four and added an assist. **Georgetown (12/12):** Collected her third double-double with 13 points and a career-high 12 rebounds in the win. **Georgia Tech (12/18):** Had eight points, four rebounds, two assists, one block and one steal. **Grambling State (12/20):** Scored 14 points and added four rebounds and one block. **Lipscomb (12/28):** Recorded 10 points, six rebounds, two steals and a block in 15 minutes of action. **Kentucky (1/7):** Registered six points, five rebounds and two blocks. **Vanderbilt (1/10):** Finished with nine points, three rebounds and a steal in 16 minutes.

**2015-16 GAME-BY-GAME STATS**

OPPONENT	DATE	GS	MIN	FG	FBA	PCT	3FG	FBA	PCT	FT	FTA	PCT	OFF	DEF	TOT	AVG	PF	A	TO	BLK	STL	PTS	AVG
Alabama A&M	11/13	*	22	7	14	.500	0	1	.000	5	8	.625	6	4	10	10.0	1	0	1	4	0	19	19.0
App. State	11/16	*	11	1	6	.167	0	0	.000	0	0	.000	2	1	3	6.5	5	2	3	0	0	2	10.5
Miss. Valley St.	11/22	*	23	9	10	.900	2	2	1.000	1	4	.250	1	1	2	5.0	2	0	0	3	2	21	14.0
Georgia State	11/24	*	17	6	9	.667	0	0	.000	0	0	.000	2	3	5	5.0	4	1	0	1	0	12	13.5
Middle Tenn.	11/27	*	16	3	8	.375	0	0	.000	2	2	1.000	1	1	2	4.4	2	0	2	1	1	8	12.4
Utah Valley	11/28	*	13	1	5	.200	0	1	.000	0	0	.000	3	1	4	4.3	4	0	0	1	0	2	10.7
UT Martin	12/2	*	17	3	4	.750	0	0	.000	0	0	.000	0	1	1	3.9	2	1	0	1	0	6	10.0
Alcorn State	12/6	*	18	5	8	.625	2	2	1.000	2	2	1.000	3	7	10	4.6	0	1	0	4	0	14	10.5
Georgetown	12/12	*	27	6	10	.600	0	3	.000	1	2	.500	3	9	12	5.4	2	0	1	0	0	13	10.8
North Florida	12/14	*	13	1	4	.250	0	0	.000	3	4	.750	1	1	2	5.1	2	0	0	0	0	5	10.2
Georgia Tech	12/18	*	16	4	7	.571	0	1	.000	0	0	.000	2	2	4	5.0	3	2	2	1	1	8	10.0
Grambling St.	12/20	*	18	7	11	.636	0	1	.000	0	0	.000	3	1	4	4.9	2	0	1	1	0	14	10.3
Lipscomb	12/28	*	15	5	11	.455	0	0	.000	0	0	.000	3	3	6	5.0	1	0	4	1	2	10	10.3
LSU	1/3	*	18	2	5	.400	0	3	.000	0	0	.000	1	2	3	4.9	2	0	2	0	0	4	9.9
Kentucky	1/7	*	17	3	8	.375	0	3	.000	0	0	.000	1	4	5	4.9	4	0	1	2	0	6	9.6
Vanderbilt	1/10		16	4	8	.500	1	3	.333	0	0	.000	2	1	3	4.8	1	0	0	0	1	9	9.6

**CAREER STATS**

Year	GP	GS	Min	Avg	FG	FBA	Pct	3FG	3FBA	Pct	FT	FTA	Pct	Off	Def	Tot	Avg	PF	FO	A	TO	Blk	Stl	Pts	Avg
2014-15	29	0	427	14.7	55	149	.369	10	56	.179	27	41	.659	33	69	102	3.5	66	2	15	27	25	11	147	5.1
2015-16	16	15	277	17.3	67	128	.523	5	20	.250	14	22	.636	34	42	76	4.8	37	1	7	17	20	7	153	9.6
TOTAL	45	15	704	15.6	122	277	.440	15	76	.197	41	63	.651	67	111	178	4.0	103	3	22	44	45	18	300	6.7



2

6-0 • Freshman

Guard

## TRISTA MAGEE

Ellisville, Miss. (Presbyterian Christian)

### CAREER HIGHS

Points	9 at UT Martin (12/2/15)
Rebounds	4 vs. Georgia State (11/24/15)
FG Made	3 - 2X, last at Georgia Tech (12/18/15)
FG Att.	7 - 2X, last at Georgia Tech (12/18/15)
3PT FG Made	3 at UT Martin (12/2/15)
3PT FG Att.	5 - 2X, last at Georgia Tech (12/18/15)
FT Made	2 - 3X, last vs. LSU (1/3/16)
FT Att.	2 - 3X, last vs. LSU (1/3/16)
Assists	1 - 5X, last at Kentucky (1/7/16)
Steals	2 - 2X, last at UT Martin (12/2/15)
Blocks	
Minutes	23 vs. Alcorn State (12/6/15)

### SEC HIGHS

Points	2 vs. LSU (1/3/16)
Rebounds	1 - 2X, last vs. Vanderbilt (1/10/16)
FG Made	
FG Att.	3 vs. LSU (1/3/16)
3PT FG Made	
3PT FG Att.	3 vs. LSU (1/3/16)
FT Made	2 vs. LSU (1/3/16)
FT Att.	2 vs. LSU (1/3/16)
Assists	1 - 2X, last at Kentucky (1/7/16)
Steals	
Blocks	
Minutes	13 at Kentucky (1/7/16)

### 2015-16 SEASON HIGHS

Points	9 at UT Martin (12/2)
Rebounds	4 vs. Georgia State (11/24)
FG Made	3 - 2X, last at Georgia Tech (12/18)
FG Att.	7 - 2X, last at Georgia Tech (12/18)
3PT FG Made	3 at UT Martin (12/2)
3PT FG Att.	5 - 2X, last at Georgia Tech (12/18)
FT Made	2 - 3X, last vs. LSU (1/3)
FT Att.	2 - 3X, last vs. LSU (1/3)
Assists	1 - 5X, last at Kentucky (1/7)
Steals	2 - 2X, last at UT Martin (12/2)
Blocks	
Minutes	23 vs. Alcorn State (12/6)

### 2015-16 NOTES

**Georgia State (11/24):** Saw the first action of her collegiate career on Nov. 24 after being sidelined the first three games due to injury (shin splints) ... played 17 minutes against the Panthers and finished with three points, four rebounds and two steals. **Middle Tennessee (11/27):** Hit a three-pointer and added three rebounds and a steal in the win over the Blue Raiders. **UT Martin (12/2):** Scored a season-best nine points, all coming from three-point range, and added two steals, one rebound and an assist. **North Florida (12/14):** Had five points, one rebound and an assist in the win over the Ospreys. **Georgia Tech (12/18):** Scored eight points and added a rebound. **Grambling State (12/28):** Recorded five points, two rebounds and an assist. **LSU (1/3):** Had two points, one rebound and one assist in her SEC debut.

### 2015-16 GAME-BY-GAME STATS

OPPONENT	DATE	GS	MIN	FG	FGA	PCT	3FG	3FGA	PCT	FT	FTA	PCT	OFF	DEF	TOT	AVG	PF	A	TO	BLK	STL	PTS	AVG
Alabama A&M	11/13																						
App. State	11/16																						
Miss. Valley St.	11/22																						
Georgia State	11/24	17	1	4	.250	1	3	.333	0	0	.000	1	3	4	4.0	1	0	1	0	2	3	3.0	
Middle Tenn.	11/27	14	1	2	.500	1	1	1.000	0	0	.000	1	2	3	3.5	1	0	0	0	1	3	3.0	
Utah Valley	11/28	10	0	3	.000	0	3	.000	0	0	.000	0	0	0	2.3	2	0	1	0	0	0	2.0	
UT Martin	12/2	21	3	7	.429	3	5	.600	0	0	.000	0	1	1	2.0	2	1	0	0	2	9	3.8	
Alcorn State	12/6	23	1	4	.250	1	4	.250	0	0	.000	0	2	2	2.0	1	0	1	0	0	3	3.6	
Georgetown	12/12	17	0	2	.000	0	2	.000	0	0	.000	1	1	2	2.0	2	0	2	0	0	0	3.0	
North Florida	12/14	22	1	3	.333	1	3	.333	2	2	1.000	0	1	1	1.9	2	1	0	0	0	5	3.3	
Georgia Tech	12/18	20	3	7	.429	2	5	.400	0	0	.000	0	1	1	1.8	2	0	2	0	0	8	3.9	
Grambling St.	12/20	19	1	2	.500	1	1	1.000	2	2	1.000	0	2	2	1.8	1	1	0	0	0	5	4.0	
Lipscomb	12/28	17	0	1	.000	0	1	.000	0	0	.000	0	3	3	1.9	2	0	0	0	0	0	3.6	
LSU	1/3	8	0	3	.000	0	3	.000	2	2	1.000	1	0	1	1.8	1	1	0	0	0	2	3.5	
Kentucky	1/7	13	0	2	.000	0	1	.000	0	0	.000	0	0	0	1.7	0	1	0	0	0	0	3.2	
Vanderbilt	1/10	4	0	2	.000	0	2	.000	0	0	.000	0	1	1	1.6	0	0	0	0	0	0	2.9	

### CAREER STATS

Year	GP	GS	Min	Avg	FG	FGA	Pct	3FG	3FGA	Pct	FT	FTA	Pct	Off	Def	Tot	Avg	PF	FO	A	TO	Blk	Stl	Pts	Avg
2015-16	13	0	205	15.8	11	42	.262	10	34	.294	6	6	1.000	4	17	21	1.6	17	0	5	7	0	5	38	2.9





3

6-1 • Senior

Guard

**KHADIJAH CARTER**

Goodrich, Texas (Jacksonville College)

**CAREER HIGHS**

Points	15 vs. Wisconsin (11/21/13)
Rebounds	8 - 2X, last vs. Houston (12/8/13)
FG Made	6 vs. Wisconsin (11/21/13)
FG Att.	10 vs. Wisconsin (11/21/13)
3PT FG Made	3 - 2X, last vs. Wisconsin (11/21/13)
3PT FG Att.	6 - 2X, last vs. Miss. Valley St. (11/22/15)
FT Made	5 vs. Mississippi Valley State (11/22/15)
FT Att.	6 vs. Jacksonville (12/17/13)
Assists	3 vs. Cal State Fullerton (11/30/13)
Steals	4 vs. Alabama A&M (11/13/15)
Blocks	3 - 4X, last vs. Alabama A&M (11/13/15)
Minutes	35 vs. Houston (12/8/13)

**SEC HIGHS**

Points	8 - 2X, last vs. Auburn (1/22/15)
Rebounds	5 vs. Georgia (1/26/14)
FG Made	3 - 2X, last vs. Auburn (1/22/15)
FG Att.	6 - 3X, last vs. Auburn (1/22/15)
3PT FG Made	1 - 4X, last vs. Vanderbilt (1/25/15)
3PT FG Att.	4 at Texas A&M (1/5/14)
FT Made	4 at South Carolina (1/19/14)
FT Att.	4 at South Carolina (1/19/14)
Assists	2 vs. Georgia (1/26/14)
Steals	2 - 4X, last vs. Auburn (1/22/15)
Blocks	3 vs. Kentucky (1/2/14)
Minutes	28 - 2X, last at South Carolina (1/19/14)

**2015-16 SEASON HIGHS**

Points	13 vs. Alabama A&M (11/13)
Rebounds	5 vs. Appalachian State (11/16)
FG Made	4 vs. Alabama A&M (11/13)
FG Att.	8 vs. Alabama A&M (11/13)
3PT FG Made	2 vs. Mississippi Valley State (11/22)
3PT FG Att.	6 vs. Mississippi Valley State (11/22)
FT Made	5 vs. Mississippi Valley State (11/22)
FT Att.	5 vs. Mississippi Valley State (11/22)
Assists	2 vs. Alabama A&M (11/13)
Steals	4 vs. Alabama A&M (11/13)
Blocks	3 vs. Alabama A&M (11/13)
Minutes	21 vs. Alabama A&M (11/13)

**2015-16 NOTES**

**Alabama A&M (11/13):** Scored 13 points and added a career-high four steals, career-high tying three blocks and two assists in 21 minutes off the bench in the season opener. **Appalachian State (11/16):** Had five points and five rebounds in 15 minutes of reserve action. **Mississippi Valley State (11/22):** Recorded her second double-digit scoring game of the season finishing with 11 points while adding four rebounds, two blocks, two steals and an assist ... went 5-for-5 from the line to improve her season count to a perfect 11-for-11. **Georgia State (11/24):** Had two points in eight minutes vs. the Panthers. **Kentucky (1/7):** Added four points and a rebound.

**2015-16 GAME-BY-GAME STATS**

OPPONENT	DATE	GS	MIN	FG	FGA	PCT	3FG	FGA	PCT	FT	FTA	PCT	OFF	DEF	TOT	AVG	PF	A	TO	BLK	STL	PTS	AVG
Alabama A&M	11/13	21	4	8	.500	1	5	.200	4	4	1.000	0	3	3	3.0	0	2	2	3	4	13	13.0	
App. State	11/16	15	1	5	.200	1	3	.333	2	2	1.000	0	5	5	4.0	1	0	0	0	0	5	9.0	
Miss. Valley St.	11/22	18	2	7	.286	2	6	.333	5	5	1.000	1	3	4	4.0	1	1	0	2	2	11	9.7	
Georgia State	11/24	8	1	4	.250	0	3	.000	0	0	.000	0	0	0	3.0	2	0	0	0	0	2	7.8	
Middle Tenn.	11/27	5	0	0	.000	0	0	.000	0	0	.000	0	0	0	2.4	1	0	1	0	0	0	6.2	
Utah Valley	11/28	4	0	0	.000	0	0	.000	0	0	.000	0	0	0	2.0	0	0	0	0	0	0	5.2	
UT Martin	12/2	3	0	1	.000	0	1	.000	0	0	.000	0	1	1	1.9	0	0	0	0	0	0	4.4	
Alcorn State	12/6		DNP - Coach's Decision																				
Georgetown	12/12		DNP - Coach's Decision																				
North Florida	12/14	5	0	1	.000	0	1	.000	0	0	.000	1	1	2	1.9	0	0	0	0	0	0	3.9	
Georgia Tech	12/18		DNP - Coach's Decision																				
Grambling St.	12/20	5	0	0	.000	0	0	.000	0	0	.000	0	0	0	1.7	1	0	0	1	0	0	3.4	
Lipscomb	12/28	1	0	0	.000	0	0	.000	0	0	.000	0	0	0	1.5	0	0	0	0	0	0	3.1	
LSU	1/3	1	0	0	.000	0	0	.000	0	0	.000	0	0	0	1.4	0	0	0	0	0	0	2.8	
Kentucky	1/7	11	2	5	.400	0	2	.000	0	0	.000	0	1	1	1.3	0	0	1	0	0	4	2.9	
Vanderbilt	1/10	1	0	0	.000	0	0	.000	0	0	.000	0	1	1	1.3	0	0	0	0	0	0	2.7	

**CAREER STATS**

Year	GP	GS	Min	Avg	FG	FGA	Pct	3FG	3FGA	Pct	FT	FTA	Pct	Off	Def	Tot	Avg	PF	FO	A	TO	Blk	Stl	Pts	Avg
2013-14	30	19	548	18.3	39	117	.333	20	74	.270	19	27	.704	20	70	90	3.0	40	0	17	25	19	21	117	3.9
2014-15	20	0	104	5.2	9	32	.281	2	19	.105	4	9	.444	4	15	19	1.0	5	0	0	11	2	7	24	1.2
2015-16	13	0	98	7.5	10	31	.323	4	21	.190	11	11	1.000	2	15	17	1.3	6	0	3	4	6	6	35	2.7
TOTAL	63	19	750	11.9	58	180	.322	26	114	.228	34	47	.723	26	100	126	2.0	51	0	20	40	27	34	176	2.8

13

ALABAMA BASKETBALL



5-9 • Junior

Guard

## BREANNA HAYDEN

Dallas, Texas (Baylor)

### CAREER HIGHS

Points	20 vs. Utah Valley (11/28/15)
Rebounds	8 vs. Vanderbilt (1/10/16)
FG Made	8 vs. Utah Valley (11/28/15)
FG Att.	13 vs. Mercer (12/14/14)
3PT FG Made	1 - 5X, last at Kentucky (1/7/16)
3PT FG Att.	3 - 2X, last vs. Arkansas-Pine Bluff (12/16/14)
FT Made	7 vs. Appalachian State (11/16/15)
FT Att.	8 - 2X, last vs. Appalachian State (11/16/15)
Assists	7 at UT Martin (12/2/15)
Steals	4 at Ole Miss (1/11/15)
Blocks	2 - 2X, last vs. Grambling State (12/20/15)
Minutes	32 vs. Vanderbilt (3/4/15)

### SEC HIGHS

Points	16 at Ole Miss (1/11/15)
Rebounds	8 vs. Vanderbilt (1/10/16)
FG Made	7 at Ole Miss (1/11/15)
FG Att.	10 - 2X, last vs. Vanderbilt (1/10/16)
3PT FG Made	1 - 2X, last at Kentucky (1/7/16)
3PT FG Att.	1 - 6X, last vs. Vanderbilt (1/10/16)
FT Made	3 at Miss. State (1/18/15)
FT Att.	4 - 2X, last at Miss. State (1/18/15)
Assists	5 at Texas A&M (2/16/15)
Steals	4 at Ole Miss (1/11/15)
Blocks	1 vs. Kentucky (1/2/15)
Minutes	32 vs. Vanderbilt (3/4/15)

### 2015-16 SEASON HIGHS

Points	20 vs. Utah Valley (11/28)
Rebounds	8 vs. Vanderbilt (1/10)
FG Made	8 vs. Utah Valley (11/28)
FG Att.	12 vs. Grambling State (12/20)
3PT FG Made	1 - 4X, last at Kentucky (1/7)
3PT FG Att.	2 - 3X, last vs. Lipscomb (12/28)
FT Made	7 vs. Appalachian State (11/16)
FT Att.	8 vs. Appalachian State (11/16)
Assists	7 at UT Martin (12/2)
Steals	3 vs. Alcorn State (12/6)
Blocks	2 - 2X, last vs. Grambling State (12/20)
Minutes	31 vs. Grambling State (12/20)

### 2015-16 NOTES

**Appalachian State (11/16):** Added 13 points, five rebounds, one assist and one steal in the win over the Mountaineers. **Mississippi Valley State (11/22):** Had seven points, three rebounds, one assist and one steal in 21 minutes of action off the bench. **Georgia State (11/24):** Collected one rebounds in three minutes against the Panthers. **Middle Tennessee (11/27):** Recorded four points, three rebounds and two assists for the Tide against the Blue Raiders. **Utah Valley (11/28):** Scored a career-high 20 points, shooting 8-for-10 from the field and 4-for-4 from the free throw line. **UT Martin (12/2):** Dished out a career-high seven assists and added six points, two rebounds and a pair of blocks in 23 minutes off the bench. **Alcorn State (12/6):** Contributed 10 points, five rebounds, three assists, three steals and a block in 17 minutes. **Georgetown (12/12):** Added 11 points, six rebounds, one assist and one steal in the win over the Hoyas. **North Florida (12/14):** Had 10 points, two rebounds, two assists and a block. **Grambling State (12/20):** Recorded 15 points, six rebounds, four assists, two blocks and a steal in the win. **Lipscomb (12/28):** Chipped in 13 point, six rebounds and two assists. **LSU (1/3):** Netted eight points, five rebounds, three assists and a steal. **Vanderbilt (1/10):** In her first start of the season, finished with a team-high 10 points and a career-best eight rebounds while adding two assists and two steals.

### 2015-16 GAME-BY-GAME STATS

OPPONENT	DATE	GS	MIN	FG	FGA	PCT	3FG	FGA	PCT	FT	FTA	PCT	OFF	DEF	TOT	AVG	PF	A	TO	BLK	STL	PTS	AVG
Alabama A&M	11/13																						
App. State	11/16	18	3	7	.429	0	0	.000		7	8	.875	2	3	5	5.0	1	1	0	0	1	13	13.0
Miss. Valley St.	11/22	21	2	5	.400	0	1	.000		3	4	.750	1	2	3	4.0	2	1	0	0	1	7	10.0
Georgia State	11/24	3	0	1	.000	0	0	.000		0	2	.000	1	0	1	3.0	0	0	0	0	0	0	6.7
Middle Tenn.	11/27	22	1	6	.167	0	1	.000		2	2	1.000	1	2	3	3.0	2	2	5	0	0	4	6.0
Utah Valley	11/28	22	8	10	.800	0	1	.000		4	4	1.000	0	4	4	3.2	1	2	1	0	0	20	8.8
UT Martin	12/2	23	3	9	.333	0	2	.000		0	0	.000	0	2	2	3.0	4	7	2	2	0	6	8.3
Alcorn State	12/6	17	5	9	.556	0	0	.000		0	0	.000	1	4	5	3.3	0	3	3	1	3	10	8.6
Georgetown	12/12	25	2	6	.333	1	1	1.000		6	6	1.000	2	4	6	3.6	2	1	2	0	1	11	8.9
North Florida	12/14	22	4	8	.500	0	1	.000		2	4	.500	0	2	2	3.4	1	2	2	1	0	10	9.0
Georgia Tech	12/18	18	1	4	.250	0	1	.000		1	2	.500	1	2	3	3.4	0	1	3	0	1	3	8.4
Grambling St.	12/20	31	6	12	.500	1	2	.500		2	3	.667	1	5	6	3.6	0	4	1	2	1	15	9.0
Lipscomb	12/28	25	5	9	.556	1	2	.500		2	2	1.000	1	5	6	3.8	0	2	2	0	0	13	9.3
LSU	1/3	27	4	4	1.000	0	0	.000		0	2	.000	3	2	5	3.9	0	3	2	0	1	8	9.2
Kentucky	1/7	25	1	8	.125	1	1	1.000		0	0	.000	1	1	2	3.8	3	1	3	0	0	3	8.8
Vanderbilt	1/10	*	28	5	10	.500	0	1	.000		0	.000	4	4	8	4.1	4	2	4	0	2	10	8.9

### CAREER STATS

Year	GP	GS	Min	Avg	FG	FGA	Pct	3FG	3FGA	Pct	FT	FTA	Pct	Off	Def	Tot	Avg	PF	FO	A	TO	Blk	Stl	Pts	Avg
2014-15	18	1	376	20.9	29	93	.312	1	18	.056	26	39	.667	15	40	55	3.1	30	0	34	42	1	26	85	4.7
2015-16	15	1	327	21.8	50	108	.463	4	14	.286	29	39	.744	19	42	61	4.1	20	0	32	30	6	11	133	8.9
TOTAL	33	2	703	21.3	79	201	.393	5	32	.156	55	78	.705	34	82	116	3.5	50	0	66	72	7	37	218	6.6



11

6-0 • Sophomore

Guard

HANNAH COOK

Ozark, Mo. (Ozark HS)

## CAREER HIGHS

Points	24 at Auburn (3/1/15)
Rebounds	15 vs. Middle Tennessee (11/27/15)
FG Made	8 at UT Martin (12/2/15)
FG Att.	19 vs. Duke (11/16/14)
3PT FG Made	6 vs. Georgetown (12/12/15)
3PT FG Att.	13 vs. Alabama A&M (11/13/15)
FT Made	6 vs. Lipscomb (12/28/15)
FT Att.	8 vs. Georgetown (11/22/14)
Assists	5 - 2X, last vs. Georgia State (11/24/15)
Steals	4 vs. Alcorn State (12/6/15)
Blocks	1 - 9X, last at Georgia Tech (12/18/15)
Minutes	37 vs. UT Martin (12/4/14)

## SEC HIGHS

Points	24 at Auburn (3/1/15)
Rebounds	6 at South Carolina (1/29/15)
FG Made	7 at Auburn (3/1/15)
FG Att.	14 vs. Kentucky (1/2/15)
3PT FG Made	5 at Auburn (3/1/15)
3PT FG Att.	10 at Tennessee (2/19/15)
FT Made	5 at Auburn (3/1/15)
FT Att.	6 at Auburn (3/1/15)
Assists	2 - 2X, last vs. LSU (1/3/16)
Steals	3 - 2X, last vs. LSU (1/3/16)
Blocks	1 - 4X, last at Auburn (3/1/15)
Minutes	36 at Auburn (3/1/15)

## 2015-16 SEASON HIGHS

Points	22 vs. Georgetown (12/12)
Rebounds	15 vs. Middle Tennessee (11/27)
FG Made	8 at UT Martin (12/2)
FG Att.	16 vs. North Florida (12/14)
3PT FG Made	6 vs. Georgetown (12/12)
3PT FG Att.	13 vs. Alabama A&M (11/13)
FT Made	6 vs. Lipscomb (12/28)
FT Att.	7 vs. Lipscomb (12/28)
Assists	5 vs. Georgia State (11/24)
Steals	4 vs. Alcorn State (12/6)
Blocks	1 - 2X, last at Georgia Tech (12/18)
Minutes	35 vs. Utah Valley (11/28)

## 2015-16 AWARDS

- 2015 Nugget Classic Most Valuable Player

## 2015-16 NOTES

**Alabama A&M (11/13):** Added 14 points, six rebounds, two steals and an assist for the Crimson Tide. **Appalachian State (11/16):** Had 15 points, nine rebounds, three steals, one assist and one block against the Mountaineers. **Mississippi Valley State (11/22):** Collected 10 points, seven rebounds and an assist. **Georgia State (11/24):** Tied her career high with five assists and added five points, four rebounds and one steal in the win. **Middle Tennessee (11/27):** Recorded her first career double-double with 15 points and a career-best 15 rebounds in the victory over the Blue Raiders. **Utah Valley (11/28):** Just missed out on a double-double with nine points and 10 rebounds ... also added two steals in the win. **UT Martin (12/2):** Scored 21 points, 12 of which came from three-point range, and added eight rebounds. **Alcorn State (12/6):** Added 14 points and a career-high four steals in the win. **Georgetown (12/12):** Led Alabama with a season-high 22 points, four rebounds, two steals and one assist ... hit a career-best six three-pointers in the win. **North Florida (12/14):** Chipped in 17 points, five rebounds, one assist and three steals. **Georgia Tech (12/18):** Scored 11 points and added two rebounds, one assist and one block. **Lipscomb (12/28):** Notched her third 20-plus point performance of the season, while also adding a team-high seven rebounds, three steals and two assists. **LSU (1/3):** Had nine points, five rebounds, three steals and two assists in the win. **Kentucky (1/7):** Finished with 10 points, four rebounds, one assist and one steal.

## 2015-16 GAME-BY-GAME STATS

OPPONENT	DATE	GS	MIN	FG	FGA	PCT	3FG	F3GA	PCT	FT	FTA	PCT	OFF	DEF	TOT	AVG	PF	A	TO	BLK	STL	PTS	AVG
Alabama A&M	11/13	*	28	5	15	.333	4	13	.308	0	0	.000	2	4	6	6.0	3	1	1	0	2	14	14.0
App. State	11/16	*	25	6	13	.462	2	7	.286	1	3	.333	2	7	9	7.5	3	1	4	1	3	15	14.5
Miss. Valley St.	11/22	*	20	2	8	.250	1	5	.200	5	6	.833	0	7	7	7.3	1	1	0	0	0	10	13.0
Georgia State	11/24	*	25	2	7	.286	1	5	.200	0	0	.000	0	4	4	6.5	0	5	1	0	1	5	11.0
Middle Tenn.	11/27	*	27	5	8	.625	4	4	1.000	1	2	.500	3	12	15	8.2	1	0	4	0	1	15	11.8
Utah Valley	11/28	*	35	4	10	.400	0	4	.000	1	2	.500	3	7	10	8.5	2	0	5	0	2	9	11.3
UT Martin	12/2	*	32	8	13	.615	4	7	.571	1	2	.500	2	6	8	8.4	3	0	1	0	0	21	12.7
Alcorn State	12/6	*	24	4	14	.286	2	8	.250	4	4	1.000	0	0	0	7.4	2	0	4	0	4	14	12.9
Georgetown	12/12	*	32	7	12	.583	6	8	.750	2	2	1.000	0	4	4	7.0	4	1	4	0	2	22	13.9
North Florida	12/14	*	30	6	16	.375	3	9	.333	2	3	.667	0	5	5	6.8	4	1	1	0	3	17	14.2
Georgia Tech	12/18	*	25	2	8	.250	2	5	.400	5	5	1.000	0	2	2	6.4	0	1	1	1	0	11	13.9
Grambling St.	12/20	*	20	1	5	.200	1	2	.500	0	0	.000	2	2	4	6.2	3	1	2	0	0	3	13.0
Lipscomb	12/28	*	31	5	10	.500	4	8	.500	6	7	.857	4	3	7	6.2	1	2	2	0	3	20	13.5
LSU	1/3	*	26	3	12	.250	2	9	.222	1	2	.500	1	4	5	6.1	3	2	1	0	3	9	13.2
Kentucky	1/7	*	24	4	8	.500	2	4	.500	0	2	.000	0	4	4	6.0	3	1	1	0	1	10	13.0
Vanderbilt	1/10	*	31	2	4	.500	1	2	.500	2	2	1.000	1	2	3	5.8	4	0	2	0	1	7	12.6

## CAREER STATS

Year	GP	GS	Min	Avg	FG	FGA	Pct	3FG	F3GA	Pct	FT	FTA	Pct	Off	Def	Tot	Avg	PF	FO	A	TO	Blk	Stl	Pts	Avg
2014-15	32	25	819	25.6	93	285	.326	51	171	.298	44	71	.620	16	89	105	3.3	76	1	43	60	7	38	281	8.8
2015-16	16	16	435	27.2	66	163	.405	39	100	.390	31	42	.738	20	73	93	5.8	37	0	17	34	2	26	202	12.6
TOTAL	48	41	1254	26.1	159	448	.355	90	271	.332	75	113	.664	36	162	198	4.1	113	1	60	94	9	64	483	10.1



12

5-11 • Freshman

Guard

**C'CORIEA FOY**

Fayetteville, N.C. (Jack Britt HS)

#### CAREER HIGHS

Points	14 vs. Alcorn State (12/6/15)
Rebounds	3 vs. Alcorn State (12/6/15)
FG Made	6 vs. Alcorn State (12/6/15)
FG Att.	8 vs. Alabama A&M (11/13/15)
3PT FG Made	2 vs. Alcorn State (12/6/15)
3PT FG Att.	3 - 2X, last vs. Appalachian State (11/16/15)
FT Made	2 - 2X, last vs. Miss. Valley State (11/22/15)
FT Att.	3 vs. Alabama A&M (11/13/15)
Assists	2 vs. North Florida (12/14/15)
Steals	3 vs. Mississippi Valley State (11/22/15)
Blocks	1 vs. Alabama A&M (11/13/15)
Minutes	12 - 2X, last at Georgia Tech (12/18/15)

#### SEC HIGHS

Points	
Rebounds	
FG Made	
FG Att.	
3PT FG Made	
3PT FG Att.	
FT Made	
FT Att.	
Assists	
Steals	
Blocks	
Minutes	

#### 2015-16 SEASON HIGHS

Points	14 vs. Alcorn State (12/6)
Rebounds	3 vs. Alcorn State (12/6)
FG Made	6 vs. Alcorn State (12/6)
FG Att.	8 vs. Alabama A&M (11/13)
3PT FG Made	2 vs. Alcorn State (12/6)
3PT FG Att.	3 - 2X, last vs. Appalachian State (11/16)
FT Made	2 - 2X, last vs. Mississippi Valley State (11/22)
FT Att.	3 vs. Alabama A&M (11/13)
Assists	2 vs. North Florida (12/14)
Steals	3 vs. Mississippi Valley State (11/22)
Blocks	1 vs. Alabama A&M (11/13)
Minutes	12 - 2X, last at Georgia Tech (12/18)

#### 2015-16 NOTES

**Alabama A&M (11/13):** Added 10 points, two rebounds, one assist, one steal and one block in 12 minutes off the bench in the Tide's season opener. **Appalachian State (11/16):** Had three points and one steal against the Mountaineers. **Mississippi Valley State (11/22):** Finished with six points and three steals in eight minutes of reserve action. **UT Martin (12/2):** Scored two points in three minutes against the Skyhawks. **Alcorn State (12/6):** Collected a season-high 14 points, hitting six of her seven shots, while adding three rebounds and a block in only 11 minutes. **North Florida (12/14):** Had a season-high two assists in the win over the Ospreys. **Georgia Tech (12/18):** Recorded four points, two steals and two rebounds in 12 minutes.

#### 2015-16 GAME-BY-GAME STATS

OPPONENT	DATE	GS	MIN	FG	FBA	PCT	3FG	FBA	PCT	FT	FTA	PCT	OFF	DEF	TOT	AVG	PF	A	TO	BLK	STL	PTS	AVG
Alabama A&M	11/13	12	4	8	.500	0	3	.000	2	3	.667	1	1	2	2.0	1	1	1	1	1	10	10.0	
App. State	11/16	11	1	3	.333	1	3	.333	0	0	.000	0	0	0	1.0	1	0	0	0	1	3	6.5	
Miss. Valley St.	11/22	8	2	4	.500	0	1	.000	2	2	1.000	0	0	0	0.7	0	0	0	0	3	6	6.3	
Georgia State	11/24	DNP - Coach's Decision																					
Middle Tenn.	11/27	5	0	1	.000	0	0	.000	0	0	.000	0	0	0	0.5	3	0	1	0	1	0	4.8	
Utah Valley	11/28	DNP - Coach's Decision																					
UT Martin	12/2	3	1	1	1.000	0	0	.000	0	0	.000	0	0	0	0.4	1	0	1	0	0	2	4.2	
Alcorn State	12/6	11	6	7	.857	2	2	1.000	0	0	.000	1	2	3	0.8	0	0	1	1	0	14	5.8	
Georgetown	12/12	5	0	1	.000	0	1	.000	0	0	.000	0	0	0	0.7	1	0	1	0	0	0	5.0	
North Florida	12/14	4	0	0	.000	0	0	.000	0	0	.000	0	0	0	0.6	0	2	0	0	0	0	4.4	
Georgia Tech	12/18	12	2	6	.333	0	2	.000	0	0	.000	1	1	2	0.8	1	0	0	0	2	4	4.3	
Grambling St.	12/20	3	0	0	.000	0	0	.000	0	0	.000	1	0	1	0.8	0	0	1	0	0	0	3.9	
Lipscomb	12/28	1	0	0	.000	0	0	.000	0	0	.000	0	0	0	0.7	0	1	0	0	0	0	3.5	
LSU	1/3	DNP - Injury																					
Kentucky	1/7	DNP - Coach's Decision																					
Vanderbilt	1/10	DNP - Coach's Decision																					

#### CAREER STATS

Year	GP	GS	Min	Avg	FG	FBA	Pct	3FG	3FBA	Pct	FT	FTA	Pct	Off	Def	Tot	Avg	PF	FO	A	TO	Blk	Stl	Pts	Avg
2015-16	11	0	75	6.8	16	31	.516	3	12	.250	4	5	.800	4	4	8	0.7	8	0	4	6	2	8	39	3.5





6-2 • Senior

Forward

## NIKKI HEGSTETTER

Kennesaw, Ga. (Harrison HS)

### CAREER HIGHS

Points	17 - 2X, last vs. Grambling State (12/20/15)
Rebounds	14 vs. Kentucky (1/2/15)
FG Made	8 vs. Grambling State (12/20/15)
FG Att.	15 vs. Grambling State (12/20/15)
3PT FG Made	2 vs. Auburn (1/22/15)
3PT FG Att.	5 at Kentucky (1/7/16)
FT Made	7 vs. Alcorn State (12/6/15)
FT Att.	8 - 2X, last vs. Alcorn State (12/6/15)
Assists	7 vs. Coppin State (12/29/13)
Steals	3 - 3X, last vs. LSU (1/3/16)
Blocks	4 - 2X, last vs. Utah Valley (11/28/15)
Minutes	37 - 4X, last at Kentucky (1/7/16)

### SEC HIGHS

Points	10 - 3X, last vs. Auburn (1/22/15)
Rebounds	14 vs. Kentucky (1/2/15)
FG Made	4 - 5X, last vs. Missouri (2/12/15)
FG Att.	11 vs. Vanderbilt (1/25/15)
3PT FG Made	2 vs. Auburn (1/22/15)
3PT FG Att.	5 at Kentucky (1/7/16)
FT Made	4 vs. LSU (3/2/14)
FT Att.	6 vs. LSU (3/2/14)
Assists	4 at Kentucky (1/23/14)
Steals	3 - 2X, last vs. LSU (1/3/16)
Blocks	3 vs. Vanderbilt (1/25/15)
Minutes	37 - 3X, last at Kentucky (1/7/16)

### 2015-16 SEASON HIGHS

Points	17 - 2X, last vs. Grambling State (12/20)
Rebounds	13 vs. North Florida (12/14)
FG Made	8 vs. Grambling State (12/20)
FG Att.	14 vs. Grambling State (12/20)
3PT FG Made	1 - 3X, last at Kentucky (1/7)
3PT FG Att.	5 at Kentucky (1/7)
FT Made	7 vs. Alcorn State (12/6)
FT Att.	8 - 2X, last vs. Alcorn State (12/6)
Assists	4 vs. North Florida (12/14)
Steals	3 - 2X, last vs. LSU (1/3)
Blocks	4 vs. Utah Valley (11/28)
Minutes	37 at Kentucky (1/7)

### 2015-16 AWARDS

- 2016 Allstate WBCA All Works Team nominee (third consecutive season)

### 2015-16 NOTES


**Alabama A&M (11/13):** Pulled down eight rebounds and added three points and an assist in 21 minutes against the Bulldogs. **Appalachian State (11/16):** Recorded a career-high 17 points, five rebounds, two assists, two blocks and two steals against the Mountaineers. **Mississippi Valley State (11/22):** Hauled in a team-best eight rebounds while adding five points, two steals and a block. **Georgia State (11/24):** Led Alabama in scoring with 14 points and in rebounds with nine boards in the win ... scored 11 of her points in the second half. **Middle Tennessee (11/27):** Added 10 points, six rebounds, two assists, two steals and a block in the victory over the Blue Raiders. **Utah Valley (11/28):** Recorded eight points, six rebounds, one assist and a career-high tying four blocks. **UT Martin (12/2):** Had six points, five rebounds and two blocks against the Skyhawks. **Alcorn State (12/6):** Finished with 13 points, five rebounds, one assist and one steal in the win. **Georgetown (12/12):** Collected eight points, six rebounds, two assists, one block and one steal. **North Florida (12/14):** Had season highs in rebounds (13), assists (4) and steals (3) while added five points and a block in the win. **Georgia Tech (12/18):** Pulled down 10 rebounds and added seven points, two steals and a block. **Grambling State (12/20):** Notched her first career double-double with 17 points and 10 rebounds in addition to three assists, two blocks and two steals. **Lipscomb (12/28):** Added nine point, a team-high seven rebounds, two steals and one block. **LSU (1/3):** Chipped in six points, six rebounds, three steals, two assists and a block. **Kentucky (1/7):** Team-high eight rebounds in addition to five points, two assists, one block and one steal.

### 2015-16 GAME-BY-GAME STATS

OPPONENT	DATE	GS	MIN	FG	FGA	PCT	3FG	3FGA	PCT	FT	FTA	PCT	OFF	DEF	TOT	AVG	PF	A	TO	BLK	STL	PTS	AVG
Alabama A&M	11/13	*	21	1	4	.250	1	1	1.000	0	0	.000	4	4	8	8.0	0	1	2	0	0	3	3.0
App. State	11/16	*	30	6	8	.750	0	0	.000	5	8	.625	4	1	5	6.5	5	2	1	2	2	17	10.0
Miss. Valley St.	11/22	*	18	1	2	.500	0	0	.000	3	4	.750	4	4	8	7.0	1	0	4	1	2	5	8.3
Georgia State	11/24	*	28	4	6	.667	0	0	.000	6	8	.750	2	7	9	7.5	3	1	0	2	1	14	9.8
Middle Tenn.	11/27	*	30	2	4	.500	0	0	.000	6	7	.857	2	4	6	7.2	3	2	1	1	2	10	9.8
Utah Valley	11/28	*	36	3	8	.375	0	0	.000	2	2	1.000	3	3	6	7.0	5	1	2	4	0	8	9.5
UT Martin	12/2	*	21	3	5	.600	0	0	.000	0	0	.000	1	4	5	6.7	2	0	2	2	0	6	9.0
Alcorn State	12/6	*	24	3	7	.429	0	1	.000	7	8	.875	3	2	5	6.5	1	1	1	0	1	13	9.5
Georgetown	12/12	*	30	3	7	.429	0	1	.000	2	2	1.000	1	5	6	6.4	3	2	5	1	1	8	9.3
North Florida	12/14	*	28	2	6	.333	1	1	1.000	0	0	.000	6	7	13	7.1	1	4	4	1	3	5	8.9
Georgia Tech	12/18	*	35	3	11	.273	0	0	.000	1	4	.250	4	6	10	7.4	3	0	3	1	2	7	8.7
Grambling St.	12/20	*	31	8	14	.571	0	1	.000	1	2	.500	5	5	10	7.6	1	3	4	2	2	17	9.4
Lipscomb	12/28	*	32	2	8	.250	0	1	.000	5	6	.833	3	4	7	7.5	2	0	3	1	2	9	9.4
LSU	1/3	*	34	2	6	.333	0	1	.000	2	2	1.000	3	3	6	7.4	3	2	3	1	3	6	9.1
Kentucky	1/7	*	37	1	8	.125	1	5	.200	2	2	1.000	2	6	8	7.5	3	2	2	1	1	5	8.9
Vanderbilt	1/10	*	32	1	7	.143	0	0	.000	1	2	.500	3	4	7	7.4	1	1	1	2	0	3	8.5

### CAREER STATS

Year	GP	GS	Min	Avg	FG	FGA	Pct	3FG	3FGA	Pct	FT	FTA	Pct	Off	Def	Tot	Avg	PF	FO	A	TO	Blk	Stl	Pts	Avg
2012-13	29	6	479	16.5	30	105	.286	0	10	.000	16	26	.615	41	33	74	2.6	46	0	12	31	9	9	76	2.6
2013-14	30	30	769	25.6	65	168	.387	1	10	.100	27	44	.614	56	76	132	4.4	82	3	48	60	23	16	158	5.3
2014-15	32	32	889	27.8	62	170	.365	8	38	.211	39	57	.684	71	97	168	5.3	84	4	42	63	25	22	171	5.3
2015-16	16	16	467	29.2	45	111	.405	3	12	.250	43	57	.754	50	69	119	7.4	37	2	22	38	22	136	8.5	
TOTAL	107	84	2604	24.3	202	554	.365	12	70	.171	125	184	.679	218	275	493	4.6	249	9	124	192	79	69	541	5.1



15

5-8 • Sophomore

Guard

**MEOSHONTI KNIGHT**

Morgan City, La. (Central Catholic HS)

**CAREER HIGHS**

Points	20 vs. Appalachian State (11/16/15)
Rebounds	10 vs. North Florida (12/14/15)
FG Made	7 - 3X, last vs. LSU (1/3/16)
FG Att.	14 - 2X, last at Georgia Tech (12/18/15)
3PT FG Made	2 vs. LSU (1/3/16)
3PT FG Att.	4 vs. Arkansas-Pine Bluff (12/16/14)
FT Made	9 - 2X, last vs. Appalachian State (11/16/15)
FT Att.	14 vs. Appalachian State (11/16/15)
Assists	5 - 2X, last vs. Grambling State (12/20/15)
Steals	6 vs. LSU (1/3/16)
Blocks	2 vs. Grambling State (12/20/15)
Minutes	35 vs. LSU (1/3/16)

**SEC HIGHS**

Points	17 vs. LSU (1/3/16)
Rebounds	5 vs. Miss. State (1/18/15)
FG Made	7 vs. LSU (1/3/16)
FG Att.	10 - 2X, last vs. LSU (1/3/16)
3PT FG Made	2 vs. LSU (1/3/16)
3PT FG Att.	3 - 3X, last at Kentucky (1/7/16)
FT Made	9 at Miss. State (1/18/15)
FT Att.	11 vs. South Carolina (1/8/15)
Assists	3 at Auburn (3/1/15)
Steals	6 vs. LSU (1/3/16)
Blocks	1 - 3X, last vs. Missouri (2/12/15)
Minutes	35 vs. LSU (1/3/16)

**2015-16 SEASON HIGHS**

Points	20 vs. Appalachian State (11/16)
Rebounds	10 vs. North Florida (12/14)
FG Made	7 - 3X, last vs. LSU (1/3)
FG Att.	14 - 2X, last at Georgia Tech (12/18)
3PT FG Made	2 vs. LSU (1/3)
3PT FG Att.	3 - 3X, last at Kentucky (1/7)
FT Made	9 vs. Appalachian State (11/16)
FT Att.	14 vs. Appalachian State (11/16)
Assists	5 - 2X, last vs. Grambling State (12/20)
Steals	6 vs. LSU (1/3)
Blocks	2 vs. Grambling State (12/20)
Minutes	35 vs. LSU (1/3)

**2015-16 AWARDS**

- 2015 Nugget Classic All-Tournament Team

**2015-16 NOTES**

**Alabama A&M (11/13):** Contributed 10 points, two rebounds and one assist in 19 minutes vs. the Bulldogs. **Appalachian State (11/16):** Scored a career-high 20 points along with eight rebounds, three assists, one block and one steal. **Mississippi Valley State (11/22):** Went 7-for-7 from the free throw line to help her score 13 points in the win ... also added a team-high and career-best four assists, three rebounds, one block and one steal. **Georgia State (11/24):** Had 13 points, four rebounds, a career-high tying four assists and a steal. **Middle Tennessee (11/27):** Finished with seven points, three, rebounds, three steals and a career-high five assists against the Blue Raiders. **Utah Valley (11/28):** Recorded 16 points, six rebounds and one assist in the win. **UT Martin (12/2):** Had three points, four rebounds and two assists. **North Florida (12/14):** Notched her first career double-double with 10 points and 10 rebounds in addition to three steals and a block against the Ospreys. **Georgia Tech (12/18):** Scored a team-high 14 points, eight of which came in the fourth quarter, and added eight rebounds, two assists and a block. **Grambling State (12/20):** Contributed six points, six rebounds, a career-high tying five assists, a career-best two blocks and a steal in the win. **LSU (1/3):** Scored an SEC-high 17 points, in addition to a career-best six steals, three rebounds and an assist. **Kentucky (1/7):** Seven points, three steals, two rebounds and an assist.

**2015-16 GAME-BY-GAME STATS**

OPPONENT	DATE	GS	MIN	FG	FGA	PCT	3FG	FGA	PCT	FT	FTA	PCT	OFF	DEF	TOT	AVG	PF	A	TO	BLK	STL	PTS	AVG
Alabama A&M	11/13	*	19	3	4	.750	0	1	.000	4	9	.444	0	2	2	2.0	4	1	2	0	0	10	10.0
App. State	11/16	*	29	5	8	.625	1	2	.500	9	14	.643	2	6	8	5.0	2	3	3	1	1	20	15.0
Miss. Valley St.	11/22	*	27	3	7	.429	0	3	.000	7	7	1.000	0	3	3	4.3	1	4	3	1	1	13	14.3
Georgia State	11/24	*	34	4	10	.400	1	2	.500	4	5	.800	0	4	4	4.3	4	4	4	0	1	13	14.0
Middle Tenn.	11/27	*	29	2	10	.200	0	2	.000	3	3	1.000	2	1	3	4.0	1	5	4	0	3	7	12.6
Utah Valley	11/28	*	34	7	14	.500	1	2	.500	1	2	.500	1	5	6	4.3	1	1	1	0	0	16	13.2
UT Martin	12/2	*	24	1	6	.167	0	1	.000	1	4	.250	0	4	4	4.3	2	2	2	0	0	3	11.7
Alcorn State	12/6	*	18	3	8	.375	0	2	.000	0	0	.000	1	0	1	3.9	2	1	1	0	2	6	11.0
Georgetown	12/12	*	22	2	6	.333	0	0	.000	0	4	.000	0	3	3	3.8	1	4	3	0	2	4	10.2
North Florida	12/14	*	20	4	10	.400	0	2	.000	2	4	.500	2	8	10	4.4	1	0	1	1	3	10	10.2
Georgia Tech	12/18	*	27	7	14	.500	0	2	.000	0	0	.000	3	5	8	4.7	0	2	3	1	0	14	10.5
Grambling St.	12/20	*	24	1	6	.167	0	2	.000	4	4	1.000	0	6	6	4.8	1	5	3	2	1	6	10.2
Lipscomb	12/18	*	21	2	8	.250	0	2	.000	2	2	1.000	0	0	0	4.5	0	0	2	0	2	6	9.8
LSU	1/3	*	35	7	10	.700	2	3	.667	1	2	.500	1	2	3	4.4	0	1	4	0	6	17	10.4
Kentucky	1/7	*	20	1	6	.167	1	3	.333	4	6	.667	1	1	2	4.2	4	1	3	0	3	7	10.1
Vanderbilt	1/10	*	31	2	8	.250	0	2	.000	0	2	.000	0	3	3	4.1	5	1	2	0	3	4	9.8

**CAREER STATS**

Year	GP	GS	Min	Avg	FG	FGA	Pct	3FG	3FGA	Pct	FT	FTA	Pct	Off	Def	Tot	Avg	PF	FO	A	TO	Blk	Stl	Pts	Avg
2014-15	32	3	627	19.6	73	187	.390	10	34	.294	79	121	.653	22	59	81	2.5	40	0	38	64	5	43	235	7.3
2015-16	16	16	414	25.9	54	135	.400	6	31	.194	42	68	.618	13	53	66	4.1	29	1	35	41	6	28	156	9.8
TOTAL	48	19	1041	21.7	127	322	.394	16	65	.246	121	189	.640	35	112	147	3.1	69	1	73	105	11	71	391	8.1



21

5-9 • Freshman

Guard

TAYLOR BERRY

New Orleans, La. (Mount Carmel)

## CAREER HIGHS

Points	2 vs. Alabama A&M (11/13/15)
Rebounds	
FG Made	1 vs. Alabama A&M (11/13/15)
FG Att.	4 vs. Alabama A&M (11/13/15)
3PT FG Made	
3PT FG Att.	3 vs. Alabama A&M (11/13/15)
FT Made	
FT Att.	
Assists	1 vs. Lipscomb (12/28/15)
Steals	1 - 2X, last vs. Appalachian State (11/16/15)
Blocks	
Minutes	8 vs. Alabama A&M (11/13/15)

## SEC HIGHS

Points	
Rebounds	
FG Made	
FG Att.	
3PT FG Made	
3PT FG Att.	
FT Made	
FT Att.	
Assists	
Steals	
Blocks	
Minutes	1 vs. LSU (1/3/16)

## 2015-16 SEASON HIGHS

Points	2 vs. Alabama A&M (11/13)
Rebounds	
FG Made	1 vs. Alabama A&M (11/13)
FG Att.	4 vs. Alabama A&M (11/13)
3PT FG Made	
3PT FG Att.	3 vs. Alabama A&M (11/13)
FT Made	
FT Att.	
Assists	1 vs. Lipscomb (12/28)
Steals	1 - 2X, last vs. Appalachian State (11/16)
Blocks	
Minutes	8 vs. Alabama A&M (11/13)

## 2015-16 NOTES

**Alabama A&M (11/13):** Had two points and a steal in eight minutes off the bench against the Bulldogs.

**Appalachian State (11/16):** Recorded one steal in three minutes of play. **Mississippi Valley State**

**(11/22):** Played six minutes, but did not record any stats against the Devilettes. **Lipscomb (12/28):**


Recorded her first career assist in the win over the Lady Bison.

## 2015-16 GAME-BY-GAME STATS

OPPONENT	DATE	GS	MIN	FG	FGA	PCT	3FG	FGA	PCT	FT	FTA	PCT	OFF	DEF	TOT	AVG	PF	A	TO	BLK	STL	PTS	AVG
Alabama A&M	11/13		8	1	4	.250	0	3	.000	0	0	.000	0	0	0	0.0	0	0	1	0	1	2	2.0
App. State	11/16		3	0	0	.000	0	0	.000	0	0	.000	0	0	0	0.0	0	0	0	0	1	0	1.0
Miss. Valley St.	11/22		6	0	2	.000	0	1	.000	0	0	.000	0	0	0	0.0	0	0	0	0	0	0	0.7
Georgia State	11/24																						
Middle Tenn.	11/27		1	0	0	.000	0	0	.000	0	0	.000	0	0	0	0.0	2	0	1	0	0	0	0.5
Utah Valley	11/28																						
UT Martin	12/2																						
Alcorn State	12/6		3	0	0	.000	0	0	.000	0	0	.000	0	0	0	0.0	0	0	0	0	0	0	0.4
Georgetown	12/12																						
North Florida	12/14		1	0	0	.000	0	0	.000	0	0	.000	0	0	0	0.0	0	0	0	0	0	0	0.3
Georgia Tech	12/18																						
Grambling St.	12/20																						
Lipscomb	12/28		1	0	0	.000	0	0	.000	0	0	.000	0	0	0	0.0	0	1	0	0	0	0	0.3
LSU	1/3		1	0	0	.000	0	0	.000	0	0	.000	0	0	0	0.0	0	0	0	0	0	0	0.3
Kentucky	1/7																						
Vanderbilt	1/10																						

## CAREER STATS

Year	GP	GS	Min	Avg	FG	FGA	Pct	3FG	3FGA	Pct	FT	FTA	Pct	Off	Def	Tot	Avg	PF	FO	A	TO	Blk	Stl	Pts	Avg
2015-16	8	0	24	3.0	1	6	.167	0	4	.000	0	0	.000	0	0	0	0.0	2	0	1	2	0	2	2	0.3



22

5-7 • Sophomore

Guard

**KARYLA MIDDLEBROOK**

Blue Springs, Mo. (Blue Springs HS)

**CAREER HIGHS**

Points	17 vs. Missouri (2/12/15)
Rebounds	9 vs. Alcorn State (12/6/15)
FG Made	6 - 2X, last vs. Florida (2/26/15)
FG Att.	16 vs. Missouri (2/12/15)
3PT FG Made	2 - 5X, last at Kentucky (1/7/16)
3PT FG Att.	8 vs. Florida (2/26/15)
FT Made	9 at Duke (11/17/13)
FT Att.	10 vs. Kentucky (1/2/15)
Assists	7 - 2X, last vs. New Orleans (12/21/14)
Steals	4 - 2X, last vs. Georgia State (11/24/15)
Blocks	1 - 2X, last at Georgia Tech (12/18/15)
Minutes	40 vs. Vanderbilt (1/10/16)

**SEC HIGHS**

Points	17 vs. Missouri (2/12/15)
Rebounds	7 vs. Florida (2/26)
FG Made	6 - 2X, last vs. Florida (2/26/15)
FG Att.	16 vs. Missouri (2/12/15)
3PT FG Made	2 - 3X, last at Kentucky (1/7/16)
3PT FG Att.	8 vs. Florida (2/26/15)
FT Made	8 vs. Miss. State (2/22/15)
FT Att.	10 vs. Kentucky (1/2/15)
Assists	5 - 2X, last vs. Auburn (1/22/15)
Steals	2 - 3X, last vs. Vanderbilt (1/10/16)
Blocks	
Minutes	40 vs. Vanderbilt (1/10/16)

**2015-16 SEASON HIGHS**

Points	15 vs. Alabama A&M (11/13)
Rebounds	9 vs. Alcorn State (12/6)
FG Made	5 - 3X, last vs. Alcorn State (12/6)
FG Att.	13 vs. Georgia State (11/24)
3PT FG Made	2 - 2X, last at Kentucky (1/7)
3PT FG Att.	4 - 2X, last at Kentucky (1/7)
FT Made	6 vs. Georgia State (11/24)
FT Att.	8 vs. Middle Tennessee (11/27)
Assists	6 vs. Alabama A&M (11/13)
Steals	4 vs. Georgia State (11/24)
Blocks	1 at Georgia Tech (12/18)
Minutes	40 vs. Vanderbilt (1/10)

**2015-16 NOTES**

**Alabama A&M (11/13):** Added 15 points, six rebounds, six assists and a steal in the opener against Alabama A&M. **Appalachian State (11/16):** Recorded eight points, three assists, two rebounds and one steal vs. the Mountaineers. **Mississippi Valley State (11/22):** Had 12 points, five rebound, three assists and two steals. **Georgia State (11/24):** Tied her career high to that point in rebounds and steals with seven and four, respectively, while adding 12 points and three assists in 37 minutes against the Panthers. **Middle Tennessee (11/27):** Finished with nine points, four rebounds, one assist and one steal in the win. **Utah Valley (11/28):** Contributed 12 points, two rebounds, two assists and three steals. **UT Martin (12/2):** Had six points, three rebounds and two assists against the Skyhawks. **Alcorn State (12/6):** Nearly finished with a double-double as she had 12 points and nine rebounds, setting a new career best in boards, to go along with five assists and two steals. **Georgetown (12/12):** Had 12 points, two rebounds, five assists and one steal. **North Florida (12/14):** Recorded a game-high five assists in addition to six points, two rebounds and two steals. **Georgia Tech (12/18):** Pulled down six rebounds, dished out four assists and added two steals and a block. **Lipscomb (12/28):** Added nine points, five assists, three rebounds and three steals. **LSU (1/3):** Collected 10 points, five rebounds, two assists and a steal. **Kentucky (1/7):** Led Alabama with 12 points, four rebounds and a pair of assists. **Vanderbilt (1/10):** Contributed nine points, two rebounds, three assists and two steals in a career-high 40 minutes of action.

**2015-16 GAME-BY-GAME STATS**

OPPONENT	DATE	GS	MIN	FG	FGA	PCT	3FG	FGA	PCT	FT	FTA	PCT	OFF	DEF	TOT	AVG	PF	A	TO	BLK	STL	PTS	AVG
Alabama A&M	11/13	*	29	5	12	.417	0	2	.000	5	6	.833	0	6	6	6.0	3	6	2	0	1	15	15.0
App. State	11/16	*	23	3	9	.333	0	1	.000	2	2	1.000	0	2	2	4.0	4	3	2	0	1	8	11.5
Miss Valley St.	11/22	*	23	5	10	.500	0	2	.000	2	4	.500	1	4	5	4.3	0	3	1	0	2	12	11.7
Georgia State	11/24	*	37	3	13	.231	0	1	.000	6	6	1.000	1	6	7	5.0	1	3	4	0	4	12	11.8
Middle Tenn.	11/27	*	22	2	2	1.000	0	0	.000	5	8	.625	0	4	4	4.8	2	1	0	0	1	9	11.2
Utah Valley	11/28	*	37	4	9	.444	0	2	.000	4	4	1.000	0	2	2	4.3	1	2	2	0	3	12	11.3
UT Martin	12/2	*	30	3	8	.375	0	1	.000	0	0	.000	1	2	3	4.1	2	2	1	0	0	6	10.6
Alcorn State	12/6	*	30	5	8	.625	1	1	1.000	1	2	.500	3	6	9	4.8	2	5	1	0	2	12	10.8
Georgetown	12/12	*	24	3	9	.333	2	3	.667	4	4	1.000	1	1	2	4.4	3	5	4	0	1	12	10.9
North Florida	12/14	*	27	1	5	.200	0	2	.000	4	4	1.000	2	0	2	4.2	2	5	0	0	2	6	10.4
Georgia Tech	12/18	*	28	0	2	.000	0	0	.000	0	0	.000	3	3	6	4.4	1	4	5	1	2	0	9.5
Grambling St.	12/20	*	27	2	7	.286	0	4	.000	0	0	.000	2	1	3	4.3	3	2	3	0	0	4	9.0
Lipscomb	12/28	*	34	3	8	.375	1	4	.250	2	2	1.000	0	3	3	4.2	0	5	3	0	3	9	9.0
LSU	1/3	*	33	3	8	.375	1	2	.500	3	3	1.000	0	5	5	4.2	1	2	4	0	1	10	9.1
Kentucky	1/7	*	30	5	11	.455	2	4	.500	0	0	.000	1	3	4	4.2	4	2	2	0	0	12	9.3
Vanderbilt	1/10	*	40	2	8	.250	1	2	.500	4	5	.800	0	2	2	4.1	4	3	3	0	2	9	9.3

**CAREER STATS**

Year	GP	GS	Min	Avg	FG	FGA	Pct	3FG	3FGA	Pct	FT	FTA	Pct	Off	Def	Tot	Avg	PF	FO	A	TO	Blk	Stl	Pts	Avg
2013-14	9	7	182	20.2	13	47	.277	2	14	.143	20	27	.741	6	12	18	2.0	20	0	13	17	1	5	48	5.3
2014-15	32	32	919	28.7	66	211	.313	20	62	.323	74	98	.755	24	58	82	2.6	79	4	101	110	0	31	226	7.1
2015-16	16	16	474	29.6	49	129	.380	8	31	.258	42	50	.840	15	50	65	4.1	33	0	53	37	1	25	148	9.3
TOTAL	57	55	1575	27.6	128	387	.331	30	107	.280	136	175	.777	45	120	165	2.9	132	4	167	164	2	61	422	7.4





23

6-0 • Freshman

Guard

SHAQUERA WADE

Huntsville, Ala. (Huntsville HS)

CAREER HIGHS

Points	10 vs. Alabama A&M (11/13/15)
Rebounds	8 - 3X, last vs. Alcorn State (12/6/15)
FG Made	4 - 4X, last vs. North Florida (12/14/15)
FG Att.	9 - 3X, last vs. Georgetown (12/12/15)
3PT FG Made	2 - 2X, last vs. Vanderbilt (1/10/16)
3PT FG Att.	4 vs. Vanderbilt (1/10/16)
FT Made	4 vs. Georgetown (12/12/15)
FT Att.	4 - 2X, last vs. Georgetown (12/12/15)
Assists	5 vs. Alcorn State (12/6/15)
Steals	5 vs. Alcorn State (12/6/15)
Blocks	2 vs. Alcorn State (12/6/15)
Minutes	28 vs. Alabama A&M (11/13/15)

SEC HIGHS

Points	6 - 2X, last vs. Vanderbilt (1/10/16)
Rebounds	3 vs. Vanderbilt (1/10/16)
FG Made	3 vs. LSU (1/3/16)
FG Att.	4 - 2X, last vs. Vanderbilt (1/10/16)
3PT FG Made	2 vs. Vanderbilt (1/10/16)
3PT FG Att.	4 vs. Vanderbilt (1/10/16)
FT Made	
FT Att.	2 vs. Vanderbilt (1/10/16)
Assists	2 vs. Vanderbilt (1/10/16)
Steals	
Blocks	1 at Kentucky (1/7/16)
Minutes	17 vs. Vanderbilt (1/10/16)

2015-16 SEASON HIGHS

Points	10 vs. Alabama A&M (11/13)
Rebounds	8 - 3X, last vs. Alcorn State (12/6)
FG Made	4 - 4X, last vs. North Florida (12/14)
FG Att.	9 - 3X, last vs. Georgetown (12/12)
3PT FG Made	2 - 2X, last vs. Vanderbilt (1/10)
3PT FG Att.	4 vs. Vanderbilt (1/10)
FT Made	4 vs. Georgetown (12/12)
FT Att.	4 - 2X, last vs. Georgetown (12/12)
Assists	5 vs. Alcorn State (12/6)
Steals	5 vs. Alcorn State (12/6)
Blocks	2 vs. Alcorn State (12/6)
Minutes	28 vs. Alabama A&M (11/13)


2015-16 NOTES

**Alabama A&M (11/13):** Collected 10 points, eight rebounds and three steals in her first game in the crimson and white. **Appalachian State (11/16):** Had eight points, three steals, one rebound and one assist in the Tide victory. **Mississippi Valley State (11/22):** Recorded nine points, three rebounds, two steals, one block and one assist. **Georgia State (11/24):** Hauled in eight rebounds and added three points, two steals and an assist in the win. **Middle Tennessee (11/27):** Finished with eight points and four rebounds in the victory over the Blue Raiders. **Utah Valley (11/28):** Had two rebounds and one assist against the Wolverines. **UT Martin (12/2):** Added four points, three rebounds, one assist, one block and one steal. **Alcorn State (12/6):** Did a little bit of everything for UA in its win over the Braves as she finished with six points, eight rebounds and career highs in assists (five), blocks (two) and steals (five). **Georgetown (12/12):** Had eight points, three rebounds and two assists in 16 minutes. **North Florida (12/14):** Scored nine points and pulled down three rebounds in the win. **Georgia Tech (12/18):** Notched six rebounds, three points and an assist. **Grambling State (12/20):** Recorded six points, three rebounds, two assists and two steals. **Lipscomb (12/28):** Hauled in six rebounds and had one point and one assist. **LSU (1/3):** Had six points and an assist in her SEC debut. **Vanderbilt (1/10):** Contributed six points, three rebounds and two assists.

2015-16 GAME-BY-GAME STATS

OPPONENT	DATE	GS	MIN	FG	FGA	PCT	3FG	FGA	PCT	FT	FTA	PCT	OFF	DEF	TOT	AVG	PF	A	TO	BLK	STL	PTS	AVG
Alabama A&M	11/13	28	4	8	.500	0	1	.000	2	4	.500	6	2	8	8.0	4	0	0	0	3	10	10.0	
App. State	11/16	23	4	9	.444	0	0	.000	0	0	.000	0	1	1	4.5	2	1	0	0	3	8	9.0	
Miss. Valley St.	11/22	23	4	6	.667	1	2	.500	0	0	.000	2	1	3	4.0	2	1	1	1	2	9	9.0	
Georgia State	11/24	22	1	9	.111	0	3	.000	1	2	.500	2	6	8	5.0	2	1	3	0	2	3	7.5	
Middle Tenn.	11/27	23	3	8	.375	2	3	.667	0	0	.000	0	4	4	4.8	3	0	3	0	0	8	7.6	
Utah Valley	11/28	9	0	2	.000	0	1	.000	0	0	.000	1	1	2	4.3	0	1	1	0	0	0	6.3	
UT Martin	12/2	20	1	3	.333	0	1	.000	2	2	1.000	0	3	3	4.1	1	1	2	1	1	4	6.0	
Alcorn State	12/6	16	3	8	.375	0	1	.000	0	2	.000	3	5	8	4.6	4	5	3	2	5	6	6.0	
Georgetown	12/12	16	2	9	.222	0	0	.000	4	4	1.000	1	2	3	4.4	1	2	1	0	0	8	6.2	
North Florida	12/14	20	4	8	.500	1	2	.500	0	0	.000	1	2	3	4.3	0	0	0	0	0	9	6.5	
Georgia Tech	12/18	19	1	3	.333	0	0	.000	1	2	.500	3	3	6	4.5	3	1	1	0	0	3	6.2	
Grambling St.	12/20	20	3	6	.500	0	1	.000	0	1	.000	2	1	3	4.3	2	2	1	0	2	6	6.2	
Lipscomb	12/28	21	0	2	.000	0	0	.000	1	2	.500	4	2	6	4.5	0	1	1	0	0	1	5.8	
LSU	1/3	15	3	4	.750	0	0	.000	0	0	.000	0	0	0	4.1	2	1	0	0	0	6	5.8	
Kentucky	1/7	9	0	0	.000	0	0	.000	0	0	.000	1	0	1	3.9	2	0	2	1	0	0	5.4	
Vanderbilt	1/10	17	2	5	.400	2	4	.500	0	2	.000	1	2	3	3.9	2	2	2	0	0	6	5.4	

CAREER STATS																									
Year	GP	GS	Min	Avg	FG	FGA	Pct	3FG	3FGA	Pct	FT	FTA	Pct	Off	Def	Tot	Avg	PF	FO	A	TO	Blk	Stl	Pts	Avg
2015-16	16	0	301	18.8	35	90	.389	6	19	.316	11	21	.524	27	35	62	3.9	30	0	19	21	5	18	87	5.4



35

6-3 • Sophomore

Forward

**DIAMANTÉ MARTINEZ**

New Orleans, La. (Edna Karr HS)

#### CAREER HIGHS

Points	8 vs. Georgia State (11/24/15)
Rebounds	8 vs. Florida A&M (11/14/14)
FG Made	3 vs. Georgia State (11/24/15)
FG Att.	5 vs. Georgia State (11/24/15)
3PT FG Made	
3PT FG Att.	
FT Made	2 - 3X, last vs. Georgia State (11/24/15)
FT Att.	4 vs. Mississippi Valley State (11/22/15)
Assists	1 - 2X, last vs. Alcorn State (12/6/15)
Steals	1 vs. Mississippi Valley State (11/22/15)
Blocks	6 vs. Alabama A&M (11/13/15)
Minutes	17 vs. Florida A&M (11/14/14)

#### SEC HIGHS

Points	2 vs. South Carolina (1/8/15)
Rebounds	3 vs. South Carolina (1/8/15)
FG Made	1 vs. South Carolina (1/8/15)
FG Att.	2 vs. South Carolina (1/8/15)
3PT FG Made	
3PT FG Att.	
FT Made	1 at Kentucky (1/7/16)
FT Att.	2 at Kentucky (1/7/16)
Assists	
Steals	
Blocks	
Minutes	14 at Kentucky (1/7/16)

#### 2015-16 SEASON HIGHS

Points	8 vs. Georgia State (11/24)
Rebounds	4 vs. Mississippi Valley State (11/22)
FG Made	3 vs. Georgia State (11/24)
FG Att.	5 vs. Georgia State (11/24)
3PT FG Made	
3PT FG Att.	
FT Made	2 - 3X, last vs. Georgia State (11/24)
FT Att.	4 vs. Mississippi Valley State (11/22)
Assists	1 - 2X, last vs. Alcorn State (12/6)
Steals	1 vs. Mississippi Valley State (11/22)
Blocks	6 vs. Alabama A&M (11/13)
Minutes	16 vs. Alcorn State (12/6)

#### 2015-16 NOTES

**Alabama A&M (11/13):** Had six blocks and three rebounds in 12 minutes of reserve action in the season opener ... her six blocks tied for the third most in a single game in Alabama history and were the most since Yolanda Watkins had the same number on Dec. 4, 1994, vs. Tennessee State. **Appalachian State (11/16):** Was, once again, a force inside, recording five blocks for the Tide ... also had two points and two rebounds in 12 minutes off the bench. **Mississippi Valley State (11/22):** Continued her dominance in the paint, blocking four shots to bring her season total to 15 through three games ... chipped in a career-high four points, four rebounds, one assist and one steal as well. **Georgia State (11/24):** Scored a career-high eight points while adding two rebounds and a block in nine minutes of action against the Panthers. **Middle Tennessee (11/27):** Recorded two rebounds and a block in the win. **UT Martin (12/2):** Had two points and two rebounds in six minutes versus the Skyhawks. **Alcorn State (12/6):** Added five points, three rebounds, three blocks and an assist.

#### 2015-16 GAME-BY-GAME STATS

OPPONENT	DATE	GS	MIN	FG	FGA	PCT	3FG	FGA	PCT	FT	FTA	PCT	OFF	DEF	TOT	AVG	PF	A	TO	BLK	STL	PTS	AVG
Alabama A&M	11/13	12	0	1	.000	0	0	.000	0	0	.000	0	3	3	3.0	5	0	2	6	0	0	0.0	
App. State	11/16	12	0	2	.000	0	0	.000	2	3	.667	1	1	2	2.5	3	0	1	5	0	2	1.0	
Miss. Valley St.	11/22	13	1	3	.333	0	0	.000	2	4	.500	3	1	4	3.0	2	1	1	4	1	4	2.0	
Georgia State	11/24	9	3	5	.600	0	0	.000	2	3	.667	2	0	2	2.8	1	0	0	1	0	8	3.5	
Middle Tenn.	11/27	6	0	2	.000	0	0	.000	0	0	.000	0	2	2	2.6	5	0	1	1	0	0	2.8	
Utah Valley	11/28	1	0	0	.000	0	0	.000	0	0	.000	0	0	0	2.2	1	0	0	0	0	0	2.3	
UT Martin	12/2	6	1	1	1.000	0	0	.000	0	0	.000	1	1	2	2.1	0	0	1	0	0	2	2.3	
Alcorn State	12/6	16	2	4	.500	0	0	.000	1	2	.500	2	1	3	2.3	3	1	3	3	0	5	2.6	
Georgetown	12/12	2	0	0	.000	0	0	.000	0	0	.000	0	0	0	2.0	1	0	1	0	0	0	2.3	
North Florida	12/14	8	1	4	.250	0	0	.000	0	0	.000	0	1	1	1.9	2	0	0	1	0	2	2.3	
Georgia Tech	12/18	1	0	0	.000	0	0	.000	0	0	.000	0	0	0	1.7	0	0	0	0	0	0	2.1	
Grambling St.	12/20	2	1	1	1.000	0	0	.000	0	0	.000	0	0	0	1.6	1	0	0	1	0	2	2.1	
Lipscomb	12/28	1	0	0	.000	0	0	.000	0	0	.000	0	1	1	1.5	0	0	0	0	0	0	1.9	
LSU	1/3	2	0	0	.000	0	0	.000	0	0	.000	0	0	0	1.4	0	0	0	0	0	0	1.8	
Kentucky	1/7	14	0	0	.000	0	0	.000	1	2	.500	1	0	1	1.4	0	0	0	0	0	1	1.7	
Vanderbilt	1/10	DNP - Coach's Decision																					

DNP - Coach's Decision

#### CAREER STATS

Year	GP	GS	Min	Avg	FG	FGA	Pct	3FG	3FGA	Pct	FT	FTA	Pct	Off	Def	Tot	Avg	PF	FO	A	TO	Blk	Stl	Pts	Avg
2014-15	11	0	71	6.5	1	6	.167	0	0	.000	2	5	.400	10	11	21	1.9	13	1	0	7	6	0	4	0.4
2015-16	15	0	103	6.9	9	23	.391	0	0	.000	8	14	.571	10	11	21	1.4	24	2	2	10	22	1	26	1.7
<b>TOTAL</b>	<b>26</b>	<b>0</b>	<b>174</b>	<b>6.7</b>	<b>10</b>	<b>29</b>	<b>.345</b>	<b>0</b>	<b>0</b>	<b>.000</b>	<b>10</b>	<b>19</b>	<b>.526</b>	<b>20</b>	<b>22</b>	<b>42</b>	<b>1.6</b>	<b>37</b>	<b>3</b>	<b>2</b>	<b>17</b>	<b>28</b>	<b>1</b>	<b>30</b>	<b>1.2</b>

## 2015-16 CUMULATIVE STATS - OVERALL

RECORD:	OVERALL	HOME	AWAY	NEUTRAL
ALL GAMES	12-4	10-1	0-3	2-0
CONFERENCE	1-2	1-1	0-1	0-0
NON-CONFERENCE	11-2	9-0	0-2	2-0

##	Player	gp-gs	min	avg	Total		3-Point		F-Throw		Rebounds				pf	dq	a	to	blk	stl	pts	avg
					fg-fga	fg%	3fg-fga	3fg%	ft-fa	ft%	off	def	tot	avg								
11	Cook, Hannah	16-16	435	27.2	66-163	.405	39-100	.390	31-42	.738	20	73	93	5.8	37	0	17	34	2	26	202	12.6
15	Knight, Meoshonti	16-16	414	25.9	54-135	.400	6-31	.194	42-68	.618	13	53	66	4.1	29	1	35	41	6	28	156	9.8
01	Bolton, Quanetria	16-15	277	17.3	67-128	.523	5-20	.250	14-22	.636	34	42	76	4.8	37	1	7	17	20	7	153	9.6
22	Middlebrook, Karyla	16-16	474	29.6	49-129	.380	8-31	.258	42-50	.840	15	50	65	4.1	33	0	53	37	1	25	148	9.3
05	Hayden, Breanna	15-1	327	21.8	50-108	.463	4-14	.286	29-39	.744	19	42	61	4.1	20	0	32	30	6	11	133	8.9
13	Hegstetter, Nikki	16-16	467	29.2	45-111	.405	3-12	.250	43-57	.754	50	69	119	7.4	37	2	22	38	22	22	136	8.5
23	Wade, Shaquera	16-0	301	18.8	35-90	.389	6-19	.316	11-21	.524	27	35	62	3.9	30	0	19	21	5	18	87	5.4
12	Foy, C'Coriea	11-0	75	6.8	16-31	.516	3-12	.250	4-5	.800	4	4	8	0.7	8	0	4	6	2	8	39	3.5
02	Magee, Trista	13-0	205	15.8	11-42	.262	10-34	.294	6-6	1.000	4	17	21	1.6	17	0	5	7	0	5	38	2.9
03	Carter, Khadijah	13-0	98	7.5	10-31	.323	4-21	.190	11-11	1.000	2	15	17	1.3	6	0	3	4	6	6	35	2.7
35	Martinez, Diamante	15-0	103	6.9	9-23	.391	0-0	.000	8-14	.571	10	11	21	1.4	24	2	2	10	22	1	26	1.7
21	Berry, Taylor	8-0	24	3.0	1-6	.167	0-4	.000	0-0	.000	0	0	0	0.0	2	0	1	2	0	2	2	0.3
Team											29	38	67					1				
Total.....		16	3200		413-997	.414	88-298	.295	241-335	.719	227	449	676	42.2	280	6	200	248	92	159	1155	72.2
Opponents.....		16	3200		318-943	.337	82-294	.279	176-251	.701	210	398	608	38.0	330	-	162	325	54	106	894	55.9

TEAM STATISTICS	UA	OPP
SCORING	1155	894
Points per game	72.2	55.9
Scoring margin	+16.3	-
FIELD GOALS-ATT	413-997	318-943
Field goal pct	.414	.337
3 POINT FG-ATT	88-298	82-294
3-point FG pct	.295	.279
3-pt FG made per game	5.5	5.1
FREE THROWS-ATT	241-335	176-251
Free throw pct	.719	.701
F-Throws made per game	15.1	11.0
REBOUNDS	676	608
Rebounds per game	42.2	38.0
Rebounding margin	+4.3	-
ASSISTS	200	162
Assists per game	12.5	10.1
TURNOVERS	248	325
Turnovers per game	15.5	20.3
Turnover margin	+4.8	-
Assist/turnover ratio	0.8	0.5
STEALS	159	106
Steals per game	9.9	6.6
BLOCKS	92	54
Blocks per game	5.8	3.4
ATTENDANCE	27612	12459
Home games-Avg/Game	11-2510	3-3213
Neutral site-Avg/Game	-	2-1410

Date	Opponent		Score	Att.
1 11/13/15	ALABAMA A&M	w	96-44	2120
11/16/15	APPALACHIAN STATE	w	93-59	2228
11/22/15	MISSISSIPPI VALLEY STATE	w	98-35	2392
11/24/15	GEORGIA STATE	w	72-56	2261
2 11/27/15	vs Middle Tennessee	w	64-46	1857
2 11/28/15	vs Utah Valley	w	67-60	964
12/2/15	at UT Martin	L	65-83	3018
12/06/15	ALCORN STATE	w	97-50	1394
12/12/15	GEORGETOWN	w	78-66	2291
1 12/14/15	NORTH FLORIDA	w	69-47	4284
12/18/15	at Georgia Tech	L	58-70	1828
12/20/15	GRAMBLING STATE	w	72-57	2474
12/28/15	LIPSCOMB	w	68-49	2440
* 01/03/16	LSU	w	62-45	2705
* 01/07/16	at #10/9 KENTUCKY	L	48-73	4792
* 01/10/16	VANDERBILT	L	48-54	3023

1 Game played at Coleman Coliseum

2 Nugget Classic (Reno, Nev.)

\* Southeastern Conference game

Score by Periods	1st	2nd	3rd	4th	Totals
Alabama	253	304	288	310	1155
Opponents	229	191	227	247	894

## 2015-16 CUMULATIVE STATS - CONFERENCE GAMES

RECORD:	OVERALL	HOME	AWAY	NEUTRAL
ALL GAMES	1-2	1-1	0-1	0-0
CONFERENCE	1-2	1-1	0-1	0-0
NON-CONFERENCE	0-0	0-0	0-0	0-0

##	Player	gp-gs	min	avg	Total	3-Point	F-Throw	Rebounds													pts	avg
					fg-fga	fg%	3fg-fga	3fg%	ft-fa	ft%	off	def	tot	avg	pf	dq	a	to	blk	stl		
22	Middlebrook, Karyla	3-3	103	34.3	10-27	.370	4-8	.500	7-8	.875	1	10	11	3.7	9	0	7	9	0	3	31	10.3
15	Knight, Meoshonti	3-3	86	28.7	10-24	.417	3-8	.375	5-10	.500	2	6	8	2.7	9	1	3	9	0	12	28	9.3
11	Cook, Hannah	3-3	81	27.0	9-24	.375	5-15	.333	3-6	.500	2	10	12	4.0	10	0	3	4	0	5	26	8.7
05	Hayden, Breanna	3-1	80	26.7	10-22	.455	1-2	.500	0-2	.000	8	7	15	5.0	7	0	6	9	0	3	21	7.0
01	Bolton, Quanetria	3-2	51	17.0	9-21	.429	1-9	.111	0-0	.000	4	7	11	3.7	7	0	0	3	2	1	19	6.3
13	Hegstetter, Nikki	3-3	103	34.3	4-21	.190	1-6	.167	5-6	.833	8	13	21	7.0	7	0	5	6	4	4	14	4.7
23	Wade, Shaquera	3-0	41	13.7	5-9	.556	2-4	.500	0-2	.000	2	2	4	1.3	6	0	3	4	1	0	12	4.0
03	Carter, Khadijah	3-0	13	4.3	2-5	.400	0-2	.000	0-0	.000	0	2	2	0.7	0	0	0	1	0	0	4	1.3
02	Magee, Trista	3-0	25	8.3	0-7	.000	0-6	.000	2-2	1.000	1	1	2	0.7	1	0	2	0	0	0	2	0.7
35	Martinez, Diamante	2-0	16	8.0	0-0	.000	0-0	.000	1-2	.500	1	0	1	0.5	0	0	0	0	0	0	1	0.5
21	Berry, Taylor	1-0	1	1.0	0-0	.000	0-0	.000	0-0	.000	0	0	0	0.0	0	0	0	0	0	0	0	0.0
Team											5	3	8					1				
Total.....		3	600		59-160	.369	17-60	.283	23-38	.605	34	61	95	31.7	56	1	29	46	7	28	158	52.7
Opponents.....		3	600		62-158	.392	13-35	.371	35-44	.795	39	72	111	37.0	51	-	39	56	9	17	172	57.3

### TEAM STATISTICS

	UA	OPP
SCORING	158	172
Points per game	52.7	57.3
Scoring margin	-4.7	-
FIELD GOALS-ATT	59-160	62-158
Field goal pct	.369	.392
3 POINT FG-ATT	17-60	13-35
3-point FG pct	.283	.371
3-pt FG made per game	5.7	4.3
FREE THROWS-ATT	23-38	35-44
Free throw pct	.605	.795
F-Throws made per game	7.7	11.7
REBOUNDS	95	111
Rebounds per game	31.7	37.0
Rebounding margin	-5.3	-
ASSISTS	29	39
Assists per game	9.7	13.0
TURNOVERS	46	56
Turnovers per game	15.3	18.7
Turnover margin	+3.3	-
Assist/turnover ratio	0.6	0.7
STEALS	28	17
Steals per game	9.3	5.7
BLOCKS	7	9
Blocks per game	2.3	3.0
ATTENDANCE	5728	4792
Home games-Avg/Game	2-2864	1-4792
Neutral site-Avg/Game	-	0-0

Date	Opponent		Score	Att.
* 01/03/16	LSU	W	62-45	2705
* 01/07/16	at #10/9 KENTUCKY	L	48-73	4792
* 01/10/16	VANDERBILT	L	48-54	3023

1 Game played at Coleman Coliseum

2 Nugget Classic (Reno, Nev.)

\* Southeastern Conference game

Score by Periods	1st	2nd	3rd	4th	Totals
Alabama	29	39	44	46	158
Opponents	37	35	46	54	172



# 2015-16 CUMULATIVE STATS - NON-CONFERENCE GAMES

RECORD:	OVERALL	HOME	AWAY	NEUTRAL
ALL GAMES	11-2	9-0	0-2	2-0
CONFERENCE	0-0	0-0	0-0	0-0
NON-CONFERENCE	11-2	9-0	0-2	2-0

##	Player	gp-gs	min	avg	Total	3-Point	F-Throw	Rebounds										pts	avg
					fg-fga	fg%	3fg-fga	3fg%	ft-fa	ft%	off	def	tot	avg	pf	dq	a	to	blk
11	Cook, Hannah	13-13	354	27.2	57-139	.410	34-85	.400	28-36	.778	18	63	81	6.2	27	0	14	30	2
01	Bolton, Quanetria	13-13	226	17.4	58-107	.542	4-11	.364	14-22	.636	30	35	65	5.0	30	1	7	14	18
15	Knight, Meoshonti	13-13	328	25.2	44-111	.396	3-23	.130	37-58	.638	11	47	58	4.5	20	0	32	32	6
13	Hegstetter, Nikki	13-13	364	28.0	41-90	.456	2-6	.333	38-51	.745	42	56	98	7.5	30	2	17	32	18
05	Hayden, Breanna	12-0	247	20.6	40-86	.465	3-12	.250	29-37	.784	11	35	46	3.8	13	0	26	21	6
22	Middlebrook, Karyla	13-13	371	28.5	39-102	.382	4-23	.174	35-42	.833	14	40	54	4.2	24	0	46	28	1
23	Wade, Shaquera	13-0	260	20.0	30-81	.370	4-15	.267	11-19	.579	25	33	58	4.5	24	0	16	17	4
02	Magee, Trista	10-0	180	18.0	11-35	.314	10-28	.357	4-4	1.000	3	16	19	1.9	16	0	3	7	0
12	Foy, C'Coriea	11-0	75	6.8	16-31	.516	3-12	.250	4-5	.800	4	4	8	0.7	8	0	4	6	2
03	Carter, Khadijah	10-0	85	8.5	8-26	.308	4-19	.211	11-11	1.000	2	13	15	1.5	6	0	3	3	6
35	Martinez, Diamante	13-0	87	6.7	9-23	.391	0-0	.000	7-12	.583	9	11	20	1.5	24	2	2	10	22
21	Berry, Taylor	7-0	23	3.3	1-6	.167	0-4	.000	0-0	.000	0	0	0	0.0	2	0	1	2	0
Team											24	35	59						
Total.....		13	2600		354-837	.423	71-238	.298	218-297	.734	193	388	581	44.7	224	5	171	202	85
Opponents.....		13	2600		256-785	.326	69-259	.266	141-207	.681	171	326	497	38.2	279	-	123	269	45

TEAM STATISTICS	UA	OPP	Date	Opponent	Score	Att.
SCORING	997	722	1	11/13/15	ALABAMA A&M	w 96-44 2120
Points per game	76.7	55.5		11/16/15	APPALACHIAN STATE	w 93-59 2228
Scoring margin	+21.2	-		11/22/15	MISSISSIPPI VALLEY STATE	w 98-35 2392
FIELD GOALS-ATT	354-837	256-785		11/24/15	GEORGIA STATE	w 72-56 2261
Field goal pct	.423	.326	2	11/27/15	vs Middle Tennessee	w 64-46 1857
3 POINT FG-ATT	71-238	69-259	2	11/28/15	vs Utah Valley	w 67-60 964
3-point FG pct	.298	.266		12/2/15	at UT Martin	L 65-83 3018
3-pt FG made per game	5.5	5.3		12/06/15	ALCORN STATE	w 97-50 1394
FREE THROWS-ATT	218-297	141-207		12/12/15	GEORGETOWN	w 78-66 2291
Free throw pct	.734	.681	1	12/14/15	NORTH FLORIDA	w 69-47 4284
F-Throws made per game	16.8	10.8		12/18/15	at Georgia Tech	L 58-70 1828
REBOUNDS	581	497		12/20/15	GRAMBLING STATE	w 72-57 2474
Rebounds per game	44.7	38.2		12/28/15	LIPSCOMB	w 68-49 2440
Rebounding margin	+6.5	-				
ASSISTS	171	123				
Assists per game	13.2	9.5				
TURNOVERS	202	269				
Turnovers per game	15.5	20.7				
Turnover margin	+5.2	-				
Assist/turnover ratio	0.8	0.5				
STEALS	131	89				
Steals per game	10.1	6.8				
BLOCKS	85	45				
Blocks per game	6.5	3.5				
ATTENDANCE	21884	7667				
Home games-Avg/Game	9-2432	2-2423				
Neutral site-Avg/Game	-	2-1410				

Score by Periods	1st	2nd	3rd	4th	Totals
Alabama	224	265	244	264	997
Opponents	192	156	181	193	722

# 2015-16 CUMULATIVE STATS - HOME GAMES

RECORD:	OVERALL	HOME	AWAY	NEUTRAL
ALL GAMES	10-1	10-1	0-0	0-0
CONFERENCE	1-1	1-1	0-0	0-0
NON-CONFERENCE	9-0	9-0	0-0	0-0

##	Player	gp-gs	min	avg	Total		3-Point		F-Throw		Rebounds				pf	dq	a	to	blk	stl	pts	avg
					fg-fga	fg%	3fg-fga	3fg%	ft-fa	ft%	off	def	tot	avg								
11	Cook, Hannah	11-11	292	26.5	43-116	.371	27-76	.355	23-29	.793	12	42	54	4.9	28	0	15	22	1	22	136	12.4
01	Bolton, Quanetria	11-10	198	18.0	53-96	.552	5-15	.333	12-20	.600	27	33	60	5.5	22	1	4	12	14	5	123	11.2
22	Middlebrook, Karyla	11-11	327	29.7	35-97	.361	6-24	.250	33-38	.868	10	36	46	4.2	23	0	42	27	0	19	109	9.9
15	Knight, Meoshonti	11-11	280	25.5	36-85	.424	4-21	.190	33-53	.623	6	37	43	3.9	21	1	24	28	5	22	109	9.9
05	Hayden, Breanna	10-1	217	21.7	36-71	.507	3-8	.375	22-31	.710	16	31	47	4.7	10	0	19	16	4	10	97	9.7
13	Hegstetter, Nikki	11-11	308	28.0	33-75	.440	2-7	.286	32-42	.762	38	46	84	7.6	21	1	17	28	13	17	100	9.1
23	Wade, Shaquera	11-0	221	20.1	30-74	.405	4-14	.286	8-17	.471	22	24	46	4.2	21	0	16	12	3	17	72	6.5
12	Foy, C'Coriea	8-0	55	6.9	13-23	.565	3-10	.300	4-5	.800	3	3	6	0.8	3	0	4	4	2	5	33	4.1
03	Carter, Khadijah	9-0	75	8.3	8-25	.320	4-18	.222	11-11	1.000	2	13	15	1.7	5	0	3	2	6	6	31	3.4
35	Martinez, Diamante	10-0	77	7.7	8-20	.400	0-0	.000	7-12	.583	8	8	16	1.6	18	1	2	8	21	1	23	2.3
02	Magee, Trista	8-0	127	15.9	4-21	.190	4-19	.211	6-6	1.000	3	13	16	2.0	10	0	3	4	0	2	18	2.3
21	Berry, Taylor	7-0	23	3.3	1-6	.167	0-4	.000	0-0	.000	0	0	0	0.0	0	0	1	1	0	2	2	0.3
Team											24	31	55					1				
Total.....		11	2200		300-709	.423	62-216	.287	191-264	.723	171	317	488	44.4	182	4	150	165	69	128	853	77.5
Opponents.....		11	2200		205-637	.322	44-172	.256	108-160	.675	142	274	416	37.8	247	-	90	252	33	71	562	51.1

TEAM STATISTICS	UA	OPP
SCORING	853	562
Points per game	77.5	51.1
Scoring margin	+26.5	-
FIELD GOALS-ATT	300-709	205-637
Field goal pct	.423	.322
3 POINT FG-ATT	62-216	44-172
3-point FG pct	.287	.256
3-pt FG made per game	5.6	4.0
FREE THROWS-ATT	191-264	108-160
Free throw pct	.723	.675
F-Throws made per game	17.4	9.8
REBOUNDS	488	416
Rebounds per game	44.4	37.8
Rebounding margin	+6.5	-
ASSISTS	150	90
Assists per game	13.6	8.2
TURNOVERS	165	252
Turnovers per game	15.0	22.9
Turnover margin	+7.9	-
Assist/turnover ratio	0.9	0.4
STEALS	128	71
Steals per game	11.6	6.5
BLOCKS	69	33
Blocks per game	6.3	3.0
ATTENDANCE	27612	0
Home games-Avg/Game	11-2510	0-0
Neutral site-Avg/Game	-	0-0

Date	Opponent		Score	Att.
1 11/13/15	ALABAMA A&M	w	96-44	2120
11/16/15	APPALACHIAN STATE	w	93-59	2228
11/22/15	MISSISSIPPI VALLEY STATE	w	98-35	2392
11/24/15	GEORGIA STATE	w	72-56	2261
12/06/15	ALCORN STATE	w	97-50	1394
12/12/15	GEORGETOWN	w	78-66	2291
1 12/14/15	NORTH FLORIDA	w	69-47	4284
12/20/15	GRAMBLING STATE	w	72-57	2474
12/28/15	LIPSCOMB	w	68-49	2440
* 01/03/16	LSU	w	62-45	2705
* 01/10/16	VANDERBILT	L	48-54	3023

1 Game played at Coleman Coliseum

2 Nugget Classic (Reno, Nev.)

\* Southeastern Conference game

Score by Periods	1st	2nd	3rd	4th	Totals
Alabama	191	233	205	224	853
Opponents	154	113	126	169	562

# 2015-16 CUMULATIVE STATS - AWAY GAMES

RECORD:	OVERALL	HOME	AWAY	NEUTRAL
ALL GAMES	0-3	0-0	0-3	0-0
CONFERENCE	0-1	0-0	0-1	0-0
NON-CONFERENCE	0-2	0-0	0-2	0-0

##	Player	gp-gs	min	avg	Total		3-Point		F-Throw		Rebounds				pf	dq	a	to	blk	stl	pts	avg
					fg-fga	fg%	3fg-fga	3fg%	ft-fa	ft%	off	def	tot	avg								
11	Cook, Hannah	3-3	81	27.0	14-29	.483	8-16	.500	6-9	.667	2	12	14	4.7	6	0	2	3	1	1	42	14.0
15	Knight, Meoshonti	3-3	71	23.7	9-26	.346	1-6	.167	5-10	.500	4	10	14	4.7	6	0	5	8	1	3	24	8.0
01	Bolton, Quanetria	3-3	50	16.7	10-19	.526	0-4	.000	0-0	.000	3	7	10	3.3	9	0	3	3	4	1	20	6.7
22	Middlebrook, Karyla	3-3	88	29.3	8-21	.381	2-5	.400	0-0	.000	5	8	13	4.3	7	0	8	8	1	2	18	6.0
13	Hegstetter, Nikki	3-3	93	31.0	7-24	.292	1-5	.200	3-6	.500	7	16	23	7.7	8	0	2	7	4	3	18	6.0
02	Magee, Trista	3-0	54	18.0	6-16	.375	5-11	.455	0-0	.000	0	2	2	0.7	4	0	2	2	0	2	17	5.7
05	Hayden, Breanna	3-0	66	22.0	5-21	.238	1-4	.250	1-2	.500	2	5	7	2.3	7	0	9	8	2	1	12	4.0
12	Foy, C'Coriea	2-0	15	7.5	3-7	.429	0-2	.000	0-0	.000	1	1	2	1.0	2	0	0	1	0	2	6	3.0
23	Wade, Shaquera	3-0	48	16.0	2-6	.333	0-1	.000	3-4	.750	4	6	10	3.3	6	0	2	5	2	1	7	2.3
03	Carter, Khadijah	2-0	14	7.0	2-6	.333	0-3	.000	0-0	.000	0	2	2	1.0	0	0	0	1	0	0	4	2.0
35	Martinez, Diamante	3-0	20	6.7	1-1	1.000	0-0	.000	1-2	.500	2	1	3	1.0	0	0	0	1	0	0	3	1.0
Team											3	1	4									
Total.....		3	600		67-176	.381	18-57	.316	19-33	.576	33	71	104	34.7	55	0	33	47	15	16	171	57.0
Opponents.....		3	600		81-181	.448	32-75	.427	32-41	.780	31	78	109	36.3	48	-	53	41	15	17	226	75.3

TEAM STATISTICS	UA	OPP
SCORING	171	226
Points per game	57.0	75.3
Scoring margin	-18.3	-
FIELD GOALS-ATT	67-176	81-181
Field goal pct	.381	.448
3 POINT FG-ATT	18-57	32-75
3-point FG pct	.316	.427
3-pt FG made per game	6.0	10.7
FREE THROWS-ATT	19-33	32-41
Free throw pct	.576	.780
F-Throws made per game	6.3	10.7
REBOUNDS	104	109
Rebounds per game	34.7	36.3
Rebounding margin	-1.7	-
ASSISTS	33	53
Assists per game	11.0	17.7
TURNOVERS	47	41
Turnovers per game	15.7	13.7
Turnover margin	-2.0	-
Assist/turnover ratio	0.7	1.3
STEALS	16	17
Steals per game	5.3	5.7
BLOCKS	15	15
Blocks per game	5.0	5.0
ATTENDANCE	0	9638
Home games-Avg/Game	0-0	3-3213
Neutral site-Avg/Game	-	0-0

Date	Opponent		Score	Att.
12/2/15	at UT Martin	L	65-83	3018
12/18/15	at Georgia Tech	L	58-70	1828
* 01/07/16	at #10/9 KENTUCKY	L	48-73	4792

1 Game played at Coleman Coliseum

2 Nugget Classic (Reno, Nev.)

\* Southeastern Conference game

Score by Periods	1st	2nd	3rd	4th	Totals
Alabama	35	39	45	52	171
Opponents	57	52	73	44	226

## 2015-16 CUMULATIVE STATS - NEUTRAL SITE GAMES

RECORD:	OVERALL	HOME	AWAY	NEUTRAL
ALL GAMES	2-0	0-0	0-0	2-0
CONFERENCE	0-0	0-0	0-0	0-0
NON-CONFERENCE	2-0	0-0	0-0	2-0

##	Player	gp-gs	min	avg	Total		3-Point		F-Throw		Rebounds				pf	dq	a	to	blk	stl	pts	avg
					fg-fga	fg%	3fg-fga	3fg%	ft-fa	ft%	off	def	tot	avg								
11	Cook, Hannah	2-2	62	31.0	9-18	.500	4-8	.500	2-4	.500	6	19	25	12.5	3	0	0	9	0	3	24	12.0
05	Hayden, Breanna	2-0	44	22.0	9-16	.563	0-2	.000	6-6	1.000	1	6	7	3.5	3	0	4	6	0	0	24	12.0
15	Knight, Meoshonti	2-2	63	31.5	9-24	.375	1-4	.250	4-5	.800	3	6	9	4.5	2	0	6	5	0	3	23	11.5
22	Middlebrook, Karyla	2-2	59	29.5	6-11	.545	0-2	.000	9-12	.750	0	6	6	3.0	3	0	3	2	0	4	21	10.5
13	Hegstetter, Nikki	2-2	66	33.0	5-12	.417	0-0	.000	8-9	.889	5	7	12	6.0	8	1	3	3	5	2	18	9.0
01	Bolton, Quanetria	2-2	29	14.5	4-13	.308	0-1	.000	2-2	1.000	4	2	6	3.0	6	0	0	2	2	1	10	5.0
23	Wade, Shaquera	2-0	32	16.0	3-10	.300	2-4	.500	0-0	.000	1	5	6	3.0	3	0	1	4	0	0	8	4.0
02	Magee, Trista	2-0	24	12.0	1-5	.200	1-4	.250	0-0	.000	1	2	3	1.5	3	0	0	1	0	1	3	1.5
21	Berry, Taylor	1-0	1	1.0	0-0	.000	0-0	.000	0-0	.000	0	0	0	0.0	2	0	0	1	0	0	0	0.0
35	Martinez, Diamante	2-0	6	3.0	0-2	.000	0-0	.000	0-0	.000	0	2	2	1.0	6	1	0	1	1	0	0	0.0
03	Carter, Khadijah	2-0	9	4.5	0-0	.000	0-0	.000	0-0	.000	0	0	0	0.0	1	0	0	1	0	0	0	0.0
12	Foy, C'Coriea	1-0	5	5.0	0-1	.000	0-0	.000	0-0	.000	0	0	0	0.0	3	0	0	1	0	1	0	0.0
Team											2	6	8									
Total.....		2	400		46-112	.411	8-25	.320	31-38	.816	23	61	84	42.0	43	2	17	36	8	15	131	65.5
Opponents.....		2	400		32-125	.256	6-47	.128	36-50	.720	37	46	83	41.5	35	-	19	32	6	18	106	53.0

TEAM STATISTICS	UA	OPP
SCORING	131	106
Points per game	65.5	53.0
Scoring margin	+12.5	-
FIELD GOALS-ATT	46-112	32-125
Field goal pct	.411	.256
3 POINT FG-ATT	8-25	6-47
3-point FG pct	.320	.128
3-pt FG made per game	4.0	3.0
FREE THROWS-ATT	31-38	36-50
Free throw pct	.816	.720
F-Throws made per game	15.5	18.0
REBOUNDS	84	83
Rebounds per game	42.0	41.5
Rebounding margin	+0.5	-
ASSISTS	17	19
Assists per game	8.5	9.5
TURNOVERS	36	32
Turnovers per game	18.0	16.0
Turnover margin	-2.0	-
Assist/turnover ratio	0.5	0.6
STEALS	15	18
Steals per game	7.5	9.0
BLOCKS	8	6
Blocks per game	4.0	3.0
ATTENDANCE	0	2821
Home games-Avg/Game	0-0	0-0
Neutral site-Avg/Game	-	2-1410

Date	Opponent		Score	Att.
2 11/27/15	vs Middle Tennessee	w	64-46	1857
2 11/28/15	vs Utah Valley	w	67-60	964

1 Game played at Coleman Coliseum  
 2 Nugget Classic (Reno, Nev.)  
 \* Southeastern Conference game

Score by Periods	1st	2nd	3rd	4th	Totals
Alabama	27	32	38	34	131
Opponents	18	26	28	34	106



## 2015-16 CUMULATIVE STATS - LAST FIVE GAMES

RECORD:	OVERALL	HOME	AWAY	NEUTRAL
ALL GAMES	3-2	3-1	0-1	0-0
CONFERENCE	1-2	1-1	0-1	0-0
NON-CONFERENCE	2-0	2-0	0-0	0-0

#	Player	gp-gs	min	avg	Total		3-Point		F-Throw		Rebounds										pts	avg
					fg-fga	fg%	3fg-fga	3fg%	ft-fga	ft%	off	def	tot	avg	pf	dq	a	to	blk	stl		
05	Hayden, Breanna	5-1	136	27.2	21-43	.488	3-6	.500	4-7	.571	10	17	27	5.4	7	0	12	12	2	4	49	9.8
11	Cook, Hannah	5-5	132	26.4	15-39	.385	10-25	.400	9-13	.692	8	15	23	4.6	14	0	6	8	0	8	49	9.8
22	Middlebrook, Karyla	5-5	164	32.8	15-42	.357	5-16	.313	9-10	.900	3	14	17	3.4	12	0	14	15	0	6	44	8.8
01	Bolton, Quanetria	5-4	84	16.8	21-43	.488	1-10	.100	0-0	.000	10	11	21	4.2	10	0	0	8	4	3	43	8.6
15	Knight, Meoshonti	5-5	131	26.2	13-38	.342	3-12	.250	11-16	.688	2	12	14	2.8	10	1	8	14	2	15	40	8.0
13	Hegstetter, Nikki	5-5	166	33.2	14-43	.326	1-8	.125	11-14	.786	16	22	38	7.6	10	0	8	13	7	8	40	8.0
23	Wade, Shaquera	5-0	82	16.4	8-17	.471	2-5	.400	1-5	.200	8	5	13	2.6	8	0	6	6	1	2	19	3.8
02	Magee, Trista	5-0	61	12.2	1-10	.100	1-8	.125	4-4	1.000	1	6	7	1.4	4	0	3	0	0	0	7	1.4
03	Carter, Khadijah	5-0	19	3.8	2-5	.400	0-2	.000	0-0	.000	0	2	2	0.4	1	0	0	1	1	0	4	0.8
35	Martinez, Diamante	4-0	19	4.8	1-1	1.000	0-0	.000	1-2	.500	1	1	2	0.5	1	0	0	0	1	0	3	0.8
21	Berry, Taylor	2-0	2	1.0	0-0	.000	0-0	.000	0-0	.000	0	0	0	0.0	0	0	1	0	0	0	0	0.0
12	Foy, C'Coriea	2-0	4	2.0	0-0	.000	0-0	.000	0-0	.000	1	0	1	0.5	0	0	1	1	0	0	0	0.0
	Team										9	7	16				1					
	Total.....	5	1000		111-281	.395	26-92	.283	50-71	.704	69	112	181	36.2	77	1	59	79	18	46	298	59.6
	Opponents.....	5	1000		102-264	.386	26-69	.377	48-61	.787	55	109	164	32.8	84	-	59	90	16	27	278	55.6

### TEAM STATISTICS

	UA	OPP
SCORING	298	278
Points per game	59.6	55.6
Scoring margin	+4.0	-
FIELD GOALS-ATT	111-281	102-264
Field goal pct	.395	.386
3 POINT FG-ATT	26-92	26-69
3-point FG pct	.283	.377
3-pt FG made per game	5.2	5.2
FREE THROWS-ATT	50-71	48-61
Free throw pct	.704	.787
F-Throws made per game	10.0	9.6
REBOUNDS	181	164
Rebounds per game	36.2	32.8
Rebounding margin	+3.4	-
ASSISTS	59	59
Assists per game	11.8	11.8
TURNOVERS	79	90
Turnovers per game	15.8	18.0
Turnover margin	+2.2	-
Assist/turnover ratio	0.7	0.7
STEALS	46	27
Steals per game	9.2	5.4
BLOCKS	18	16
Blocks per game	3.6	3.2
ATTENDANCE	10642	4792
Home games-Avg/Game	4-2660	1-4792
Neutral site-Avg/Game	-	0-0

Date	Opponent		Score	Att.
12/20/15	GRAMBLING STATE	W	72-57	2474
12/28/15	LIPSCOMB	W	68-49	2440
* 01/03/16	LSU	W	62-45	2705
* 01/07/16	at #10/9 KENTUCKY	L	48-73	4792
* 01/10/16	VANDERBILT	L	48-54	3023

1 Game played at Coleman Coliseum

2 Nugget Classic (Reno, Nev.)

\* Southeastern Conference game

Score by Periods	1st	2nd	3rd	4th	Totals
Alabama	63	81	62	92	298
Opponents	76	47	71	84	278

# 2015-16 CUMULATIVE STATS - WINS

RECORD:	OVERALL	HOME	AWAY	NEUTRAL
ALL GAMES	12-0	10-0	0-0	2-0
CONFERENCE	1-0	1-0	0-0	0-0
NON-CONFERENCE	11-0	9-0	0-0	2-0

#	Player	gp-gs	min	avg	Total		3-Point		F-Throw		Rebounds										pts	avg
					fg-fga	fg%	3fg-fga	3fg%	ft-fa	ft%	off	def	tot	avg	pf	dq	a	to	blk	stl		
11	Cook, Hannah	12-12	323	26.9	50-130	.385	30-82	.366	23-31	.742	17	59	76	6.3	27	0	15	29	1	24	153	12.8
15	Knight, Meoshonti	12-12	312	26.0	43-101	.426	5-23	.217	37-56	.661	9	40	49	4.1	18	0	29	31	5	22	128	10.7
01	Bolton, Quanetria	12-12	211	17.6	53-101	.525	4-13	.308	14-22	.636	29	34	63	5.3	27	1	4	14	16	5	124	10.3
05	Hayden, Breanna	11-0	233	21.2	40-77	.519	3-9	.333	28-37	.757	13	33	46	4.2	9	0	21	18	4	8	111	10.1
22	Middlebrook, Karyla	12-12	346	28.8	39-100	.390	5-24	.208	38-45	.844	10	40	50	4.2	22	0	42	26	0	21	121	10.1
13	Hegstetter, Nikki	12-12	342	28.5	37-80	.463	2-7	.286	39-49	.796	40	49	89	7.4	28	2	19	30	16	19	115	9.6
23	Wade, Shaquera	12-0	236	19.7	31-79	.392	4-14	.286	8-15	.533	22	27	49	4.1	22	0	15	14	3	17	74	6.2
12	Foy, C'Coriea	9-0	60	6.7	13-24	.542	3-10	.300	4-5	.800	3	3	6	0.7	6	0	4	5	2	6	33	3.7
03	Carter, Khadijah	10-0	83	8.3	8-25	.320	4-18	.222	11-11	1.000	2	12	14	1.4	6	0	3	3	6	6	31	3.1
02	Magee, Trista	9-0	147	16.3	5-24	.208	5-21	.238	6-6	1.000	4	14	18	2.0	13	0	3	5	0	3	21	2.3
35	Martinez, Diamante	12-0	83	6.9	8-22	.364	0-0	.000	7-12	.583	8	10	18	1.5	24	2	2	9	22	1	23	1.9
21	Berry, Taylor	8-0	24	3.0	1-6	.167	0-4	.000	0-0	.000	0	0	0	0.0	2	0	1	2	0	2	2	0.3
Team											26	35	61				1					
Total.....		12	2400		328-769	.427	65-225	.289	215-289	.744	183	356	539	44.9	204	5	158	187	75	134	936	78.0
Opponents.....		12	2400		222-715	.310	43-199	.216	127-189	.672	167	295	462	38.5	265	-	99	269	38	84	614	51.2

## TEAM STATISTICS

	UA	OPP
SCORING	936	614
Points per game	78.0	51.2
Scoring margin	+26.8	-
FIELD GOALS-ATT	328-769	222-715
Field goal pct	.427	.310
3 POINT FG-ATT	65-225	43-199
3-point FG pct	.289	.216
3-pt FG made per game	5.4	3.6
FREE THROWS-ATT	215-289	127-189
Free throw pct	.744	.672
F-Throws made per game	17.9	10.6
REBOUNDS	539	462
Rebounds per game	44.9	38.5
Rebounding margin	+6.4	-
ASSISTS	158	99
Assists per game	13.2	8.3
TURNOVERS	187	269
Turnovers per game	15.6	22.4
Turnover margin	+6.8	-
Assist/turnover ratio	0.8	0.4
STEALS	134	84
Steals per game	11.2	7.0
BLOCKS	75	38
Blocks per game	6.3	3.2
ATTENDANCE	24589	2821
Home games-Avg/Game	10-2459	0-0
Neutral site-Avg/Game	-	2-1410

	Date	Opponent		Score	Att.
1	11/13/15	ALABAMA A&M	w	96-44	2120
	11/16/15	APPALACHIAN STATE	w	93-59	2228
	11/22/15	MISSISSIPPI VALLEY STATE	w	98-35	2392
	11/24/15	GEORGIA STATE	w	72-56	2261
2	11/27/15	vs Middle Tennessee	w	64-46	1857
2	11/28/15	vs Utah Valley	w	67-60	964
	12/06/15	ALCORN STATE	w	97-50	1394
	12/12/15	GEORGETOWN	w	78-66	2291
1	12/14/15	NORTH FLORIDA	w	69-47	4284
	12/20/15	GRAMBLING STATE	w	72-57	2474
	12/28/15	LIPSCOMB	w	68-49	2440
*	01/03/16	LSU	w	62-45	2705

1 Game played at Coleman Coliseum

2 Nugget Classic (Reno, Nev.)

\* Southeastern Conference game

Score by Periods	1st	2nd	3rd	4th	Totals
Alabama	209	254	227	246	936
Opponents	164	130	140	180	614

## 2015-16 CUMULATIVE STATS - LOSSES

RECORD:	OVERALL	HOME	AWAY	NEUTRAL
ALL GAMES	0-4	0-1	0-3	0-0
CONFERENCE	0-2	0-1	0-1	0-0
NON-CONFERENCE	0-2	0-0	0-2	0-0

#	Player	gp-gs	min	avg	Total		3-Point		F-Throw		Rebounds				pf	dq	a	to	blk	stl	pts	avg
					fg-fga	fg%	3fg-fga	3fg%	ft-fa	ft%	off	def	tot	avg								
11	Cook, Hannah	4-4	112	28.0	16-33	.485	9-18	.500	8-11	.727	3	14	17	4.3	10	0	2	5	1	2	49	12.3
01	Bolton, Quanetria	4-3	66	16.5	14-27	.519	1-7	.143	0-0	.000	5	8	13	3.3	10	0	3	3	4	2	29	7.3
15	Knight, Meoshonti	4-4	102	25.5	11-34	.324	1-8	.125	5-12	.417	4	13	17	4.3	11	1	6	10	1	6	28	7.0
22	Middlebrook, Karyla	4-4	128	32.0	10-29	.345	3-7	.429	4-5	.800	5	10	15	3.8	11	0	11	11	1	4	27	6.8
05	Hayden, Breanna	4-1	94	23.5	10-31	.323	1-5	.200	1-2	.500	6	9	15	3.8	11	0	11	12	2	3	22	5.5
13	Hegstetter, Nikki	4-4	125	31.3	8-31	.258	1-5	.200	4-8	.500	10	20	30	7.5	9	0	3	8	6	3	21	5.3
02	Magee, Trista	4-0	58	14.5	6-18	.333	5-13	.385	0-0	.000	0	3	3	0.8	4	0	2	2	0	2	17	4.3
23	Wade, Shaquera	4-0	65	16.3	4-11	.364	2-5	.400	3-6	.500	5	8	13	3.3	8	0	4	7	2	1	13	3.3
12	Foy, C'Coriea	2-0	15	7.5	3-7	.429	0-2	.000	0-0	.000	1	1	2	1.0	2	0	0	1	0	2	6	3.0
03	Carter, Khadijah	3-0	15	5.0	2-6	.333	0-3	.000	0-0	.000	0	3	3	1.0	0	0	0	1	0	0	4	1.3
35	Martinez, Diamante	3-0	20	6.7	1-1	1.000	0-0	.000	1-2	.500	2	1	3	1.0	0	0	0	1	0	0	3	1.0
Team											3	3	6									
Total.....		4	800		85-228	.373	23-73	.315	26-46	.565	44	93	137	34.2	76	1	42	61	17	25	219	54.8
Opponents.....		4	800		96-228	.421	39-95	.411	49-62	.790	43	103	146	36.5	65	-	63	56	16	22	280	70.0

TEAM STATISTICS	UA	OPP
SCORING	219	280
Points per game	54.8	70.0
Scoring margin	-15.2	-
FIELD GOALS-ATT	85-228	96-228
Field goal pct	.373	.421
3 POINT FG-ATT	23-73	39-95
3-point FG pct	.315	.411
3-pt FG made per game	5.8	9.8
FREE THROWS-ATT	26-46	49-62
Free throw pct	.565	.790
F-Throws made per game	6.5	12.3
REBOUNDS	137	146
Rebounds per game	34.2	36.5
Rebounding margin	-2.2	-
ASSISTS	42	63
Assists per game	10.5	15.8
TURNOVERS	61	56
Turnovers per game	15.3	14.0
Turnover margin	-1.2	-
Assist/turnover ratio	0.7	1.1
STEALS	25	22
Steals per game	6.3	5.5
BLOCKS	17	16
Blocks per game	4.3	4.0
ATTENDANCE	3023	9638
Home games-Avg/Game	1-3023	3-3213
Neutral site-Avg/Game	-	0-0

Date	Opponent	Score	Att.
12/2/15	at UT Martin	L 65-83	3018
12/18/15	at Georgia Tech	L 58-70	1828
* 01/07/16	at #10/9 KENTUCKY	L 48-73	4792
* 01/10/16	VANDERBILT	L 48-54	3023

1 Game played at Coleman Coliseum  
 2 Nugget Classic (Reno, Nev.)  
 \* Southeastern Conference game

Score by Periods	1st	2nd	3rd	4th	Totals
Alabama	44	50	61	64	219
Opponents	65	61	87	67	280

## GAME 1

**ALABAMA A&M** 44  
**ALABAMA** 96

Nov. 13, 2015 • Tuscaloosa, Ala.  
Coleman Coliseum • 2,120

Alabama won its 2015-16 season opener by a score of 96-44 over Alabama A&M in Coleman Coliseum. The Tide had seven players finish in double figures. It was the largest margin of victory in program history since a 49-point victory over Alabama State, 80-31, on Dec. 1, 2010.

Sophomore Quanetria Bolton recorded her first double-double, scoring a career-high 19 points along with reeling in 10 rebounds. Sophomore Karyla Middlebrook had a complete game with 15 points as well as earning six rebounds and dishing out five assists. Sophomore Hannah Cook also recorded 14 points while senior Khadijah Carter added 13. Sophomore Meoshonti Knight, freshman C'Coriea Foy, and freshman Shaquera Wade all tallied 10 points as well.

Defensively, sophomore Diamante Martinez recorded six blocks, tying her for third in a game in the Alabama record book. As a team, the Tide finished with 14 rejections.

Alabama got off to a hot start, leading 32-10 at the end of the first quarter. Middlebrook had 13 points after the opening 10 minutes ignite the offense. The Tide's defense was also active from the start, forcing 10 turnovers in the first period of play.

The second quarter was just as dominating, with Alabama outscoring Alabama A&M 21-7. Going into the locker room, the Tide had a 53-17 lead over the Bulldogs, controlling both ends of the court. The Tide had forced 18 turnovers and blocked seven shots by halftime. Alabama hit the offensive glass hard in the first half, bringing down 11 offensive rebounds.

The second half was more balanced, as the Tide worked more players into its rotation. Alabama stayed aggressive, getting to the free throw line 22 times in the half. Alabama A&M only attempted 20 foul shots for the game. The Tide finished with at least 20 points in all four quarters.

For the game, Alabama shot 43.6 percent (34-78) while holding the Bulldogs to 27.1 percent (16-59) from the floor and forcing 28 turnovers. The Tide collected 52 rebounds, 20 of which came on the offensive end.

ALABAMA							96
Player	FG	3FG	FT	R	TP	A	MIN
Bolton*	7-14	0-1	5-8	10	19	0	22
Hegstetter*	1-4	1-1	0-0	8	3	1	21
Cook*	5-15	4-13	0-0	6	14	1	28
Knight*	3-4	0-1	4-9	2	10	1	19
Middlebrook*	5-12	0-2	5-6	6	15	6	29
Carter	4-8	1-5	4-4	3	13	2	21
Foy	4-8	0-3	2-3	2	10	1	12
Berry	1-4	0-3	0-0	2	0	0	8
Wade	4-8	0-1	2-4	8	10	0	28
Martinez	0-1	0-0	0-0	3	0	0	12
TEAM	4						
Totals	34-78	6-30	22-34	52	96	12	200
	Half (53)			Final			
FG%	.463 (19-41)			.436			
3FG%	.429 (6-14)			.200			
FT%	.750 (9-12)			.647			

## GAME 5

**MIDDLE TENNESSEE** 46  
**ALABAMA** 64

Nov. 27, 2015 • Reno, Nev.  
Lawlor Events Center • 1,857

Sophomore Hannah Cook recorded her first career double-double with 15 points and a career-high 15 rebounds to lead the Alabama women's basketball team to a 64-46 victory over Middle Tennessee in game one of the Nugget Classic, which is being played on the campus of the University of Nevada at the Lawlor Events Center. With the win, the Crimson Tide moves to 5-0 on the season, while the loss drops the Blue Raiders to 1-3.

Joining Cook in double figures was senior Nikki Hegstetter, who finished with 10. Hegstetter was also second to Cook in rebounds with six. Sophomore Meoshonti Knight led the Tide in assists with five while also recording a team-high three steals.

Both teams struggled to score in the first quarter, but it would be Alabama holding a narrow 8-7 edge following the first 10 minutes of play. The Tide began to find its rhythm in the second quarter as UA used a 15-2 run over the span of six minutes to take a 24-11 advantage over Middle Tennessee. The Blue Raiders chipped away at the Tide lead, but it would be Alabama with the seven-point buffer at the break, 26-19.

The Tide scored seven unanswered points to start the third quarter, pushing its lead out to 14. Alabama continued to pour on the points, pulling in front by as many as 27 in the game.

As a team, Alabama shot 37.3 percent from the field (19-51), including 47.8 percent (11-23) in the second half, while limiting Middle Tennessee to 16.9 percent (11-65) from the floor. The Tide had its best outing of the season thus far from beyond the arc, shooting 63.6 percent, large in part to Cook's 4-for-4 performance.

MIDDLE TENNESSEE										46
Player	FG	3FG	FT	R	TP	A	MIN			
Sissom*	0-8	0-3	1-2	2	1	0	20			
Edwards*	4-15	3-7	7-9	9	18	2	37			
Petty*	1-10	0-3	6-6	3	8	0	20			
Reuter*	2-2	0-0	0-2	4	4	0	17			
Jones*	0-14	0-8	0-0	7	0	2	30			
Johnson	2-6	0-0	3-4	3	7	2	19			
Louro	0-2	0-2	0-2	0	0	0	8			
Majors	0-0	0-0	0-0	1	0	1	5			
Collier	0-4	0-1	0-0	2	0	0	10			
Lyon	1-1	0-0	0-0	3	2	0	21			
Porter	0-0	0-0	2-2	1	2	0	3			
Warden	1-3	0-1	2-6	0	4	1	10			
TEAM	11									
Totals	11-65	3-25	21-33	46	46	8	200			
Half (19)										
FG%	.111 (3-27)						.169			
3FG%	.091 (1-11)						.120			
FT%	.667 (12-18)						.636			

ALABAMA							64
Player	FG	3FG	FT	R	TP	A	MIN
Bolton*	3-8	0-0	2-2	2	8	0	16
Cook*	5-8	4-4	1-2	15	15	0	27
Hegstetter*	2-4	0-0	6-7	6	10	2	30
Knight*	2-10	0-2	3-3	3	7	5	29
Middlebrook*	2-2	0-0	5-8	4	9	1	22
Magee	1-2	1-1	0-0	3	3	0	14
Carter	0-0	0-0	0-0	0	0	0	5
Hayden	1-6	0-1	2-2	3	4	2	22
Foy	0-1	0-0	0-0	0	0	0	5
Berry	0-0	0-0	0-0	0	0	0	1
Wade	3-8	2-3	0-0	4	8	0	23
Martinez	0-2	0-0	0-0	2	0	0	6
TEAM				5			
Totals	19-51	7-11	19-24	47	64	10	200
Half (26)				Final			
FG%	.286 (8-28)			.373			
3FG%	.500 (3-6)			.636			
FT%	.778 (7-9)			.792			

Fouls: UA 26 (Martinez, 5), MT 21 (Two with 4). Turnovers: UA 23 (Hayden, 5), MT 17 (Jones, 4). Blocks: UA 3 (Three with 1), MT 3 (Lyon, 2). Steals: UA 10 (Knight, 3), MT 11 (Sissom, 3).

## GAME 6

**UTAH VALLEY** 60  
**ALABAMA** 67

Nov. 28, 2015 • Reno, Nev.  
Lawlor Events Center • 964

The Alabama women's basketball team, behind a career-high 20 points from junior Breanna Hayden, won the 2015 Nugget Classic after topping Utah Valley, 67-60, on Saturday at the Lawlor Events Center on the campus of the University of Nevada. With the win, the Crimson Tide moves to 6-0 for the first time since the 2002 season, while the loss drops the Wolverines to 6-2.

In addition to Hayden, Alabama had two others in double figures as sophomores Meoshonti Knight and Karyla Middlebrook finished with 16 and 12, respectively. Once again, sophomore Hannah Cook was a force on the boards as she roped in 10 to lead the game, and senior Nikki Hegstetter collected a career-high tying four blocks in her 36 minutes of action.

Utah Valley scored first, but Alabama strung together a 13-3 run over the next four minutes to take a 13-5 lead in the opening quarter. The Wolverines pulled within two at the 2:45 mark, however the Tide scored the final six points to take a 19-11 advantage heading into the second.

Alabama continued to lead throughout the next quarter, eventually reaching double digits following the three-point play from Middlebrook. Minutes later, the Tide took a 33-25 lead in to the locker room at the half.

Utah Valley outscored Alabama, 14-5, over the opening five minutes of the third quarter to take its first lead since the beginning of the game, but UA would bounce back with 10 unanswered points over a two minute span to jump back in front and lead 48-43 heading into the final quarter.

The Wolverines cut the Tide edge down to three on two occasions early in the fourth, but once again, Alabama pushed its lead out to double digits after scoring eight unanswered points, six of which were from Hayden. Utah Valley would come no closer than seven for the duration of the contest.

For the game, the Tide hit 44.3 percent (27-61) of its attempts while limiting the Wolverines to 35 percent (21-60) for the game. The teams tied in rebounds with 27 apiece. Both squads shot the ball well from the free throw line as Alabama hit 85.7 percent (12-14) and Utah Valley connected on 88.2 percent (15-17).

UTAH VALLEY								60
Player	FG	3FG	FT	R	TP	A	MIN	
Seals*	4-18	1-10	5-5	5	14	1	36	
Agnew*	1-1	0-0	2-2	5	4	7	36	
MaWhinney*	1-5	1-5	0-0	0	3	0	17	
Gordon*	3-7	1-3	0-0	7	7	0	35	
Loggins*	4-8	0-0	2-4	4	10	1	19	
Huggins	0-0	0-0	0-0	0	0	0	1	
Norris	2-3	0-0	0-0	3	4	0	15	
Toston	0-1	0-1	0-0	0	0	0	1	
Spooner-Knight	6-14	0-3	2-2	7	14	1	28	
Blanks	0-0	0-0	4-4	2	4	1	13	
TEAM					4			
Totals	21-60	3-22	15-17	37	60	11	200	
Half (25)								Final
FG%	.310 (9-29)				.350			
3FG%	.111 (1-9)				.136			
FT%	.750 (6-8)				.882			

ALABAMA										67
Player	FG	3FG	FT	R	TP	A	MIN			
Bolton*	1-5	0-1	0-0	4	2	0	13			
Cook*	4-10	0-4	1-2	10	9	0	35			
Hegstetter*	3-8	0-0	2-2	6	8	1	36			
Knight*	7-14	1-2	1-2	6	16	1	34			
Middlebrook*	4-9	0-2	4-4	2	12	2	37			
Magee	0-3	0-3	0-0	0	0	0	10			
Carter	0-0	0-0	0-0	0	0	0	4			
Hayden	8-10	0-1	4-4	4	20	2	22			
Wade	0-2	0-1	0-0	2	0	1	9			
Martinez	0-0	0-0	0-0	0	0	0	1			
TEAM					3					
Totals	27-61	1-14	12-14	37	67	7	200			
Half (33)										
FG%	.371 (13-35)					.443				
3FG%	.100 (1-10)					.071				
FT%	.857 (6-7)					.857				

Fouls: UA 17 (Hegstetter, 5), UV 14 (Three with 3). Turnovers: UA 13 (Cook, 5), UV 15 (Spooner-Knight, 5). Blocks: UA 5 (Hegstetter, 4), UV 3 (Loggins, 2). Steals: UA 5 (Middlebrook, 3), UV 7 (Three with 2).

## GAME 7

**ALABAMA** 65  
**UT MARTIN** 83

Dec. 2, 2015 • Martin, Tenn.  
Elam Center • 3,018

Alabama dropped its first game of the season with an 83-65 loss to UT Martin on Wednesday at the Elam Center. The Skyhawks made 16 of their 28 field goals from beyond the arc to move to 3-4 on the year, while the loss put the Crimson Tide at 6-1.

Sophomore Hannah Cook led UA in scoring with a game-high tying 21 points. She also led the team in rebounds with eight, while junior Breanna Hayden dished out a career-best seven assists. UT Martin had four finish in double figures, led by redshirt DaiJia Ruffin and senior Haley Howard, who each had 21.

The Skyhawks led by as many as 20 during the opening 10 minutes largely due to the three-point shooting as they hit seven shots from beyond the arc in a six-minute span. Alabama, however, finished the quarter on a 9-0 run to cut its deficit to 11, 27-16, at the end of the first.

The Tide continued its run at the start of the second quarter with a three from Cook only 10 second in to pull within eight. Alabama came as close as six, but UT Martin would remain in front after the two teams traded baskets for the duration of the period and led, 40-30, at the half.

The Skyhawks continued to knock down shots, many of them threes, and pushed their lead back out to 20 at the 2:40 mark of the third quarter and remained on top by at least that many until Hayden hit the final basket with one second to spare.

As a team, Alabama shot 46.6 percent (27-58) from the floor, while UT Martin made 50.0 percent (28-56) of its attempts. The Skyhawks narrowly outrebounded the Tide, 33-30.

UT MARTIN								83
Player	FG	3FG	FT	R	TP	A	MIN	
Ruffin*	7-13	1-1	6-8	8	21	2	40	
Roberts*	5-8	3-4	2-2	12	15	2	39	
Schubert*	2-8	2-8	2-2	2	8	7	39	
Ward*	6-11	4-9	0-0	0	16	3	38	
Howard*	7-11	6-9	1-2	4	21	4	30	
Robertson	0-1	0-1	0-0	1	0	0	3	
Taylor	1-4	0-3	0-0	1	2	0	10	
Smith	0-0	0-0	0-0	0	0	0	1	
TEAM	5							
Totals	28-56	16-35	11-14	33	83	18	200	
	Half (40)				Final			
FG%	.467 (14-30)				.500			
3FG%	.429 (9-21)				.457			
FT%	.750 (3-4)				.786			



## GAME 9

**GEORGETOWN** 66  
**ALABAMA** 78

Dec. 12, 2015 • Tuscaloosa, Ala.  
Foster Auditorium • 2,291

Alabama remains unbeaten at home after defeating Georgetown at Foster Auditorium. The Crimson Tide made a season-high nine three-pointers and used a 19-0 run in the third quarter to secure the victory. Alabama held the Hoyas scoreless over the final seven minutes of the third to take a 60-39 lead.

It was a sluggish opening period for both teams, as the first points of the game came more than two minutes in thanks to a jumper by sophomore Karyla Middlebrook. Georgetown would score the next four points of the frame and eventually took its largest lead of the game at 10-6 when sophomore Dorothy Adomako converted a basket. Sophomore Meeshonti Knight recorded a steal and took it all the way for a layup in the final seconds, but the Hoyas still held a 14-13 advantage after 10 minutes.

The Tide took the lead for good early in the second quarter thanks to a trey from sophomore Hannah Cook. She drained another shot from deep to give Alabama a six-point lead (25-19), and Georgetown would get no closer than two points from there. The Tide went into the locker room leading the Hoyas 35-29 after Middlebrook made two free throws with five seconds to play in the half.

Alabama took control of the game in the third quarter, outscoring Georgetown 25-10 on the strength of a dominating 19-0 run. The Tide extended its lead to eight on a Cook three, but a quick six-point run by the Hoyas trimmed the advantage to two at 41-39. That would be the final points of the quarter for the visitors, as a made shot from behind the arc by Middlebrook kicked off the decisive run.

The Hoyas did not go quietly in the final period, outscoring Alabama, 27-18. Georgetown pulled within 10 points at the 3:51 mark, but that was as close as the score would get.

Cook led the Tide with a season-high 22 points and her six three-point baskets were a career best. Sophomore Quanetria Bolton finished with a team-best and career-high 12 rebounds and added 13 points for her third double-double of the season.

GEORGETOWN							66
Player	FG	3FG	FT	R	TP	A	MIN
Woodard*	5-14	0-1	3-3	6	13	0	30
Vitalis*	3-6	0-0	0-1	3	6	0	13
Burton*	0-1	0-0	3-4	6	3	6	27
White*	8-19	1-7	0-1	7	17	5	37
Adomako*	6-14	1-2	1-2	3	14	1	29
McCormick	1-4	0-1	0-0	1	2	0	9
King	2-4	1-2	0-0	1	5	0	11
Martin	0-0	0-0	0-0	2	0	0	10
Jackson	0-0	0-0	0-0	0	0	0	2
Battle	0-2	0-1	2-2	2	2	0	12
Belk	0-0	0-0	0-0	0	0	0	2
Ramil	2-6	0-1	0-0	3	4	0	18
TEAM				2			
Totals	27-70	3-15	9-13	36	66	12	200

Half (29)				Final			
FG%	.343 (12-35)			.386			
3FG%	.111 (1-9)			.200			
FT%	.800 (4-5)			.692			

ALABAMA								78
Player	FG	3FG	FT	R	TP	A	MIN	
Bolton*	6-10	0-3	1-2	12	13	0	27	
Hegstetter*	3-7	0-1	2-2	6	8	2	30	
Cook*	7-12	6-8	2-2	4	22	1	32	
Knight*	2-6	0-0	0-4	3	4	4	22	
Middlebrook*	3-9	2-3	4-4	2	12	5	24	
Magee	0-2	0-2	0-0	2	0	0	17	
Hayden	2-6	1-1	6-6	6	11	1	25	
Foy	0-1	0-1	0-0	0	0	0	5	
Wade	2-9	0-0	4-4	3	8	2	16	
Martinez	0-0	0-0	0-0	0	0	0	2	
TEAM	10							
Totals	25-62	9-19	19-24	48	78	15	200	

Half (35)				Final			
FG%	.361 (13-36)			.403			
3FG%	.375 (3-8)			.474			
FT%	.600 (6-10)			.792			

Fouls: UA 20 (Cook, 4), GT 24 (Burton, 5). Turnovers: UA 24 (Hegstetter, 5), GT 22 (Two with 5). Blocks: UA 1 (Hegstetter, 1), GT 6 (Woodard, 3). Steals: UA 7 (Two with 2), GT 13 (Burton, 3).

## GAME 10

**NORTH FLORIDA** 47  
**ALABAMA** 69

Dec. 14, 2015 • Tuscaloosa, Ala.  
Coleman Coliseum • 4,284

Alabama topped North Florida with a 69-47 victory in Coleman Coliseum. The Crimson Tide finished with three players in double figures and forced 20 turnovers including six in the first five minutes of the second half.

Alabama started by making only one of its first 10 attempts from the floor, but a put back off of an offensive rebound by freshman Shaquera Wade ended a scoring drought of nearly four minutes. The Ospreys would carry a 12-10 lead into the second quarter after leading by as many as seven points. Both teams were 4-of-16 from the field and grabbed 13 rebounds in the opening 10 minutes.

The Tide played from behind for almost the entire second quarter, as North Florida extended its lead back to six points on a jumper by freshman Hadley Kiefer in the opening minutes. Alabama eventually pulled even when sophomore Hannah Cook made two free throws at the 1:47 mark after being fouled on an attempt behind the arc. Sophomore Quanetria Bolton put the Tide ahead for good at 24-22 when she converted a jumper on Alabama's next possession. The Tide took a 29-22 lead into the locker room on the strength of an 11-0 run to close the half. Senior Nikki Hegstetter hauled in nine rebounds before halftime, tying her season-high in that category, while Cook tallied 11 points.

Both teams struggled early after returning from the break. Alabama and North Florida each scored one basket in the first 90 seconds, but over 2:30 would elapse off the clock before the next points were recorded. After the Ospreys closed within four points (31-27), the Tide put together another 11-0 run to surge ahead, 42-27. The quarter saw five made field goals for each squad, but Alabama took advantage of its trips to the foul line, draining nine of its 10 attempts and also had six steals in the third.

North Florida scored the opening points of the final frame to put the score at 49-38 in favor of the Tide, but that was as close as the Ospreys would get the rest of the way. A trio of treys late in the game resulted in the lead swelling to 20 points before freshman Trista Magee closed the scoring with two foul shots with 13 seconds remaining.

For the game, Alabama shot 24-of-65 (36.9 percent) from the floor and brought down 43 rebounds while North Florida was 16-of-57 (28.1 percent) from the field and recorded 45 rebounds. The Ospreys' 20 turnovers resulted in 19 points for Alabama.

Cook led the Tide in scoring with 17 points, while Hegstetter's 13 rebounds were a game-high and personal season-high. Sophomore Meeshonti Knight recorded her first career double-double, finishing with 10 points and 10 rebounds.

NORTH FLORIDA							47
Player	FG	3FG	FT	R	TP	A	MIN
Madekivi*	0-5	0-5	0-0	3	0	0	35
Rumph*	0-3	0-0	0-2	11	0	1	30
Ioannidis*	5-18	3-9	8-8	5	21	1	37
Shepherd*	5-12	1-4	2-2	2	13	1	28
Kad. Johnson*	0-6	0-1	0-0	12	0	0	20
Kiefer	5-11	1-5	0-1	1	11	1	31
Kar. Johnson	1-2	0-0	0-1	6	2	1	17
Meckus	0-0	0-0	0-0	0	0	0	2
TEAM				5			
Totals	16-57	5-24	10-14	45	47	5	200

Half (22)				Final			
FG%	.296 (8-27)			.281			
3FG%	.200 (2-10)			.208			
FT%	.800 (4-5)			.714			

ALABAMA							69
Player	FG	3FG	FT	R	TP	A	MIN
Bolton*	1-4	0-0	3-4	2	5	0	13
Hegstetter*	2-6	1-1	0-0	13	5	4	28
Cook*	6-16	3-9	2-3	5	17	1	30
Knight*	4-10	0-2	2-4	10	10	0	20
Middlebrook*	1-5	0-2	4-4	2	6	5	27
Magee	1-3	1-3	2-2	1	5	1	22
Carter	0-1	0-1	0-0	2	0	0	5
Hayden	4-8	0-1	2-4	2	10	2	22
Foy	0-0	0-0	0-0	0	0	2	4
Berry	0-0	0-0	0-0	0	0	0	1
Wade	4-8	1-2	0-0	3	9	0	20
Martinez	1-4	0-0	0-0	1	2	0	8
TEAM				2			
Totals	24-65	6-21	15-21	43	69	15	200

Half (29)				Final			
FG%	.343 (12-35)			.369			
3FG%	.167 (2-12)			.286			
FT%	.429 (3-7)			.714			

Fouls: UA 15 (Cook, 4), UNF 22 (Kad. Johnson, 5). Turnovers: UA 8 (Hegstetter, 4), UNF 20 (Madekivi, 4). Blocks: UA 4 (Four with 1), UNF 4 (Kar. Johnson, 2). Steals: UA 11 (Three with 3), UNF 3 (Three with 1).

## GAME 11

**ALABAMA** 58  
**GEORGIA TECH** 70

Dec. 18, 2015 • Atlanta, Ga.  
McCamish Pavilion • 1,828

Alabama cut a 25-point deficit down to 12 before running out of time in a 70-58 loss to Georgia Tech on Friday night at McCamish Pavilion. With the loss, the Crimson Tide moves to 9-2 on the season, while the win lifts the Yellow Jackets to 9-3.

Georgia Tech led by five, 15-10, following a back-and-forth first quarter, but the Yellow Jackets used a 19-5 run in the second to push their lead out to 17. Sophomore Hannah Cook knocked down back-to-back three pointers for Alabama to cut the lead down to 11 with 1:04 to go in the quarter, but Georgia Tech scored six of the final eight points down the stretch to take a 40-25 lead into the locker room at the half.

The Yellow Jackets continued to make shots from long range in the third quarter, extending their advantage out to 23 with sophomore Antonia Peresson's fifth three-point shot of the game. Alabama outscored Georgia Tech, 18-9, in the final quarter but would run out of clock before it was able to get closer than 12.

Sophomore Meeshonti Knight scored 14 points, eight of which came in the final quarter, to lead the Tide in scoring. She was joined in double figures by Cook, who finished with 11. Senior Nikki Hegstetter pulled down a team-best 10 rebounds, marking her second consecutive game with double digit boards.

The Yellow Jackets were led in scoring by freshman Ciani Cryor and Peresson, who each had 17 points, while senior Roddreka Rogers posted a game-best 12 rebounds.

Georgia Tech hit 26 of its 63 attempts (41 percent) from the floor, while Alabama connected on 23 of 62 attempts (37 percent). Twelve of the Yellow Jackets' 26 made field goals came from beyond the arc. The Tide outrebounded Tech, 44-31, and outscored the Yellow Jackets, 30-18, in the paint.

GEORGIA TECH 70												
Player	FG	3FG	FT	R	TP	A	MIN					
Vuckovic*	5-8	1-4	2-3	6	13	4	34					
Rogers*	2-10	0-0	2-4	12	6	1	29					
Tilford*	0-3	0-0	0-0	0	0	2	10					
Whitseite*	3-10	2-5	0-0	0	8	4	32					
Gari*	1-5	1-4	0-0	0	3	1	18					
Cryor	7-10	3-6	0-0	3	17	5	29					
Guimaraes	2-3	0-0	0-0	3	4	0	16					
O'Neil	1-2	0-0	0-0	1	2	1	8					
Peresson	5-12	5-10	2-2	1	17	1	24					
TEAM								5				

## GAME 13

**LIPSCOMB** 49  
**ALABAMA** 68

Dec. 28, 2015 • Tuscaloosa, Ala.  
Foster Auditorium • 2,440

Alabama remains undefeated at home, picking up a 68-49 victory over Lipscomb on Monday evening in its final non-conference game of the season. The Crimson Tide used a 21-5 run to close the first half and produced a total of 31 points off of 21 Lady Bison turnovers. The nine straight wins at home is the best start in Tuscaloosa since 2006.

Alabama held the lead by as many as six points in the opening quarter, but went scoreless for the remaining three minutes of the period to allow Lipscomb to pull within two at 14-12. The Tide dominated the second quarter, outscoring the Lady Bison 27-10, including an extended 21-5 run over the final 5:50 to head into the locker room with a comfortable 41-22 advantage.

Alabama forced 14 turnovers in the first 20 minutes of play and scored 11 points at the foul line while Lipscomb did not attempt a free throw. Junior Breanna Hayden pooked in 11 points in the half and sophomore Hannah Cook chipped in 10.

Cook made two free throws to open the second half, but the Tide would go scoreless for the next 8:02 as the Lady Bison slowly cut into the lead. Alabama missed its first 12 shots from the field in the third quarter and finished just 1-of-14, as Hegstetter's layup put an end to an 11-0 Lipscomb stretch. The Lady Bison scored 14 points to just four for the Tide in the third period to trail by only nine points at 45-36 going into the final 10 minutes.

Cook drained a trey to spark a decisive 13-0 Alabama run that put the game away. The sophomore capped the run with another shot from behind the arc, which pushed the lead back up to 20 points at 57-37 with 6:10 remaining. Lipscomb tried to make one final push by firing a flurry of three point attempts, but could only get as close as 15.

Cook paced the offense with 20 points along with a team-best seven rebounds. Hayden finished with 13 points and tied her season high with six rebounds, while sophomore Quanetria Bolton tallied 10 points and grabbed six rebounds. Hegstetter also hauled in seven rebounds along with shutting down Lipscomb's leading scorer, Ashley Southern, who came into the game averaging a double-double at 21.8 points and 10.5 rebounds. Southern finished with only two points and eight rebounds.

LIPSCOMB							49
Player	FG	3FG	FT	R	TP	A	MIN
Southern*	1-9	0-0	0-0	8	2	2	28
Banks*	6-9	4-5	0-0	4	16	1	27
Cooper*	5-8	4-6	1-2	1	15	0	24
Smith*	0-3	0-3	0-0	2	0	0	22
Cagle*	1-3	0-2	1-2	2	3	3	37
Potts	0-1	0-1	2-2	2	2	0	9
Davies	0-0	0-0	0-0	0	0	0	3
Melton	0-0	0-0	0-0	0	0	0	1
Fuqua	1-1	1-1	0-0	1	3	1	14
Turner	1-1	0-0	0-0	1	2	1	14
Northway	3-13	0-0	0-0	2	6	3	21
TEAM	2						
Totals	18-48	9-18	4-6	25	49	11	200

Half (22)				Final			
FG%	.360 (9-25)			.375			
3FG%	.400 (4-10)			.500			
FT%	.000 (0-0)			.667			

ALABAMA							68
Player	FG	3FG	FT	R	TP	A	MIN
Bolton*	5-11	0-0	0-0	6	10	0	15
Hegstetter*	2-8	0-1	5-6	7	9	0	32
Cook*	5-10	4-8	6-7	7	20	2	31
Knight*	2-8	0-2	2-2	0	6	0	21
Middlebrook*	3-8	1-4	2-2	3	9	5	34
Magee	0-1	0-1	0-0	3	0	0	17
Carter	0-0	0-0	0-0	0	0	0	1
Hayden	5-9	1-2	2-2	6	13	2	25
Foy	0-0	0-0	0-0	0	0	1	1
Berry	0-0	0-0	0-0	0	0	1	1
Wade	0-2	0-0	1-2	6	1	1	21
Martinez	0-0	0-0	0-0	1	0	0	1
TEAM				2			
Totals	22-57	6-18	18-21	41	68	12	200

Half (41)				Final			
FG%	.448 (13-29)			.386			
3FG%	.364 (4-11)			.333			
FT%	.846 (11-13)			.857			

Fouls: UA 7 (Two with 2), LIP 14 (Three with 3). Turnovers: UA 17 (Bolton, 4), LIP 21 (Cagle, 7). Blocks: UA 2 (Two with 1), LIP 3 (Three with 1). Steals: UA 12 (Two with 3), LIP 6 (Cagle, 3).

## GAME 14

**LSU** 45  
**ALABAMA** 62

Jan. 3, 2016 • Tuscaloosa, Ala.  
Foster Auditorium • 2,705

Alabama began Southeastern Conference play by knocking off the LSU Lady Tigers, 62-45, inside Foster Auditorium. The Crimson Tide forced 25 LSU turnovers for the game, resulting in 24 points. The victory gives Alabama its first win in an SEC opener since 2008.

LSU started the game shooting well, making seven of its first 11 shot attempts, but turnovers plagued the Lady Tigers from the start. There were a combined 17 turnovers in the opening period, with LSU committing 10. Alabama was 5-of-14 from the field in the quarter, but trailed by only three at 14-11.

Alabama pulled within one point twice early in the second quarter, but each time the Lady Tigers scored on consecutive possessions to increase the lead back to five. The Tide took its first lead of the game at 27-26 thanks to a pair of free throws by senior Nikki Hegstetter. Alabama closed the half on a 7-0 run to take a 29-26 lead into the locker room, capped off by a Meoshonti Knight layup in the final seconds. LSU held a distinct advantage in shooting percentage (59.1 percent to 39.3 percent), but turned the ball over 15 times and did not score a point from the foul line.

The Tide scored five straight points coming out of halftime and eventually extended its lead to nine at 41-32. The Lady Tigers would never get closer than five points after that. LSU went cold from the floor in the second half, converting only four of its 14 attempts in the third period.

Alabama finally pushed its lead to double digits at 50-39 with 6:25 to play when Knight stole the ball near midcourt and took it all the way to the basket for an easy lay in. The Tide dominated the final quarter of play, as LSU went scoreless for over eight minutes during a 15-0 stretch that gave the home team a 60-39 margin.

Knight poured in 17 points, the most the sophomore has scored in her career against a conference opponent. Fellow sophomore Karyla Middlebrook also reached double figures, scoring 10 points. Hegstetter was the Tide's leading rebounder with six, while sophomore Hannah Cook, junior Breanna Hayden and Middlebrook all hauled in five boards each.

LSU							45
Player	FG	3FG	FT	R	TP	A	MIN
Jones*	2-2	0-0	2-2	6	6	0	20
Norton*	1-7	0-1	0-0	2	2	3	22
Pedersen*	1-4	0-0	0-0	4	2	3	20
Rhodes*	4-7	0-0	0-0	3	8	2	33
Hill*	7-13	1-1	0-0	4	15	3	38
Deemer	1-2	1-2	0-0	0	3	0	16
Bethel	3-8	0-0	1-1	4	7	1	28
Hyder	1-4	0-0	0-2	1	2	1	16
Quinn	0-2	0-0	0-0	0	0	0	7
TEAM				5			
Totals	20-49	2-4	3-5	29	45	13	200

Half (26)				Final			
FG%	.591 (13-22)			.408			
3FG%	.000 (0-1)			.500			
FT%	.000 (0-2)			.600			

ALABAMA							62
Player	FG	3FG	FT	R	TP	A	MIN
Bolton*	2-5	0-3	0-0	3	4	0	18
Hegstetter*	2-6	0-1	2-2	6	6	2	34
Cook*	3-12	2-9	1-2	5	9	2	26
Knight*	7-10	2-3	1-2	3	17	1	35
Middlebrook*	3-8	1-2	3-3	5	10	2	33
Magee	0-3	0-3	2-2	1	2	1	8
Carter	0-0	0-0	0-0	0	0	0	1
Hayden	4-4	0-0	0-2	5	8	3	27
Berry	0-0	0-0	0-0	0	0	0	1
Wade	3-4	0-0	0-0	0	6	1	15
Martinez	0-0	0-0	0-0	0	0	0	2
TEAM	4						
Totals	24-52	5-21	9-13	32	62	12	200

Half (29)				Final			
FG%	.393 (11-28)			.462			
3FG%	.167 (2-12)			.238			
FT%	.714 (5-7)			.692			

Fouls: UA 12 (Two with 3), LSU 17 (Three with 3). Turnovers: UA 17 (Two with 4), LSU 25 (Four with 4). Blocks: UA 1 (Hegstetter, 1), LSU 2 (Two with 1). Steals: UA 14 (Knight, 6), LSU 8 (Three with 2).

## GAME 15

**ALABAMA** 48  
**10/9 KENTUCKY** 73

Jan. 7, 2016 • Lexington, Ky.  
Memorial Coliseum • 4,792

Alabama lost its first Southeastern Conference road game of the season, falling 73-48 at No. 10/9 Kentucky on Thursday in Memorial Coliseum. With the loss, the Crimson Tide dips to 12-3 overall and 1-1 in league play, while the win lifts the Wildcats to 12-1 on the season and 1-1 against conference foes.

Alabama and Kentucky traded baskets for the majority of the first quarter, but an 8-0 run for the Wildcats over the final two minutes gave the home team a 15-9 lead at the break. UK pushed its lead out to as many as 14 in the second quarter before the Tide cut it to 10, 29-19, at halftime.

Sophomore Hannah Cook connected on a jumper to bring Alabama within eight on the opening possession of the third, however Kentucky extended its lead back out to double digits shortly after. The Wildcats outscored the Tide, 11-3, to the end quarter and take a 51-33 advantage into the final 10 minutes of play.

With Kentucky leading 53-33, Alabama embarked on an 11-2 run to cut its deficit to 11 with 6:51 to go, but that's as close as the Tide would get in the final quarter.

Sophomore Karyla Middlebrook led Alabama in scoring with 12 points, while Cook followed with 10. Senior Nikki Hegstetter pulled down a team-best eight rebounds. The Wildcats had five finish in double figures, led by junior Evelyn Akhator, who had 21 points. Sophomore Alexis Jennings finished with a double-double of 12 points and 10 rebounds.

For the game, Kentucky hit 43.5 percent (27-62), while Alabama was 30.4 percent (17-56) from the floor. The Wildcats outrebounded the Tide, 45-30, and outscored Alabama, 30-10, in the paint.

KENTUCKY							73
Player	FG	3FG	FT	R	TP	A	MIN
Jennings*	3-9	0-0	6-6	10	12	0	27
Akhatov*	8-13	0-0	5-7	8	21	0	29
Thompson*	3-8	2-5	2-2	2	10	7	34
Morris*	4-7	2-4	0-0	0	10	0	21
Epps*	5-14	0-2	0-1	6	10	5	39
Camara	1-4	0-0	0-0	5	2	0	15
Murray	2-4	0-0	0-0	6	4	2	21
Rice	1-3	0-0	2-2	4	4	2	14
TEAM					4		
Totals	27-62	4-11	15-18	45	73	16	200

Half (29)				Final			
FG%	.333 (11-33)			.435			
3FG%	.250 (1-4)			.364			
FT%	.750 (6-8)			.833			

ALABAMA 48	
------------	--