



2010-11 Auburn Women's Basketball

Game 19 • January 20, 2011

at Mississippi State

18 NCAA Tournament Appearances • Three Final Fours • Five SEC Titles • Four SEC Tournament Titles



AUBURN MEDIA RELATIONS

Associate Director/WBB Contact: Matt Crouch • mcrouch@auburn.edu

Auburn Athletic Complex / 392 South Donahue / Auburn, AL 36849

O: 334.844.9800 • C: 334.740.4109 • F: 334.844.9807

www.AuburnTigers.com

Twitter: @AuburnWBB

2010-11 SCHEDULE/RESULTS

NOVEMBER

12	Mercer	W, 79-61
15	#16/14 Florida State	L, 61-67
18	#6/6 Duke	L, 62-75
22	at South Florida	L, 49-67
26	1-vs. Sacred Heart	L, 53-65
27	1-vs. Seton Hall	W, 85-51

DECEMBER

2	South Alabama	W, 75-70
4	Temple	L, 61-62
15	at George Washington	W, 52-45
18	2-vs. Purdue	L, 59-76
21	at Chicago State	W, 67-63
28	Alabama A&M	W, 84-45
30	Jacksonville State	W, 79-60

JANUARY

2	at Alabama* [CSS]	W, 66-55
6	Florida*	W, 73-56
9	at Vanderbilt*	L, 59-67
13	Ole Miss*	W, 85-73
16	LSU* [CSS]	W, 65-53
20	at Mississippi State*	7 p.m.
23	Tennessee* [CSS]	2 p.m.
30	South Carolina*	2 p.m.

FEBRUARY

3	at Kentucky*	6 p.m.
6	Mississippi State*	2 p.m.
10	at LSU* [Cox Sports Television]	7 p.m.
13	at Arkansas* [ESPN2]	4 p.m.
17	Alabama*	6 p.m.
20	at South Carolina* [FSN]	1 p.m.
24	at Georgia*	6 p.m.
27	Kentucky* [SEC Network]	1 p.m.

MARCH

3-6	Southeastern Conference Tournament
	Nashville, Tenn. • Bridgestone Arena
20 & 22	NCAA Tournament First and Second Rounds
	Auburn, Ala. • Auburn Arena
26-29	NCAA Tournament Regionals

APRIL

3-5	NCAA Final Four
	Indianapolis, Ind. • Consecro Fieldhouse

* - SEC Game

All Times are Central

1 - Junkanoo Jam (Freeport, Bahamas)

2 - Boilermaker Blockbuster (Indianapolis, Ind.)

All home games played at Auburn Arena

Bold indicates home games

www.AuburnTigers.com

GAME 19

[NR/NR] Auburn (11-7, 4-1 SEC) at [NR/NR] Mississippi State (8-8, 0-4 SEC)

When: Thursday, January 20 • 7 p.m. CT

Where: Humphrey Coliseum (10,500) • Starkville, Miss.

TV/Webcast: MStateAthletics.com

Radio: WMXA 96.7 FM; Andy Burcham (play-by-play), Arnika Edwards (color)

Audio Webcast: AuburnTigers.com

Live Stats: MStateAthletics.com

Series: Auburn leads 31-13 (12-9 in Starkville)

Last Meeting: Auburn def. Mississippi State 50-36 in Starkville, Miss. (2-21-10)

Up Next: Auburn will return home to face sixth-ranked Tennessee at 2 p.m., Sunday in Auburn Arena; the game will air live on CSS

AUBURN PROJECTED STARTERS

No.	Pos.	Name	Ht.	Year	PPG	RPG	Hometown
1	G	Morgan Toles	5-9	So.	8.2	(apg) 5.7	Fayetteville, Ga.
4	G	Parrisha Simmons	6-0	Jr.	3.1	3.4	Macon, Ga.
5	G	Alli Smalley	5-8	Sr.	11.8	2.9	Arab, Ala.
14	F	Blanche Alverson	6-3	So.	11.9	4.3	Andalusia, Ala.
21	F	Jordan Greenleaf	6-1	Sr.	10.1	7.6	Rex, Ga.

OFF THE BENCH

2	G	Morgan Jennings	5-8	Jr.	3.4	1.8	Atlanta, Ga.
11	G	Courtney Strain	5-9	Fr.	1.9	0.5	Woodland, Ala.
20	C	Pascale West	6-8	So.	0.9	0.5	LaGrange, Ga.
22	G	Camille Glymph	5-10	Fr.	2.0	(apg) 0.5	Greenville, S.C.
23	F	Chantel Hilliard	6-2	Jr.	6.2	2.7	Biloxi, Miss.
25	F	Jassany Williams	6-2	Fr.	4.1	3.6	Davie, Fla.
32	G/F	Tyrese Tanner	6-2	Fr.	5.3	2.8	Birmingham, Ala.
34	C	Peyton Davis	6-5	Fr.	1.8	1.3	Birmingham, Ala.

Head Coach: Nell Fortner / Associate Head Coach: Kerry Cremeans / Assistant Coaches: Mark Simons and Carla McGhee

MISSISSIPPI STATE PROJECTED STARTERS

No.	Pos.	Name	Ht.	Year	PPG	RPG	Hometown
3	G	Diamber Johnson	5-7	Jr.	11.7	(apg) 3.7	Pontotoc, Miss.
4	G	Porsha Porter	5-6	Jr.	8.3	5.4	Chicago, Ill.
25	F	Ashley Brown	5-11	Jr.	7.3	9.3	Chicago, Ill.
33	F	Mary Kathryn Govero	5-11	Sr.	11.3	4.0	Clinton, Miss.
34	C	Catina Bett	6-5	Jr.	8.1	5.4	Gadsden, Ala.

Head Coach: Sharon Fanning-Otis / Assistant Coaches: Franqua Bedell, Greg Franklin and Wanika Owsley

Media Information

The Auburn media relations department considers its work with the media a top priority. The 2010-11 Auburn Women's Basketball Media Supplement has been prepared to assist the working media in their coverage of Tiger basketball. If you have not received a copy, or if you need additional information, interview or photograph requests, or have any questions, please contact Matt Crouch in the media relations office at 334.844.9709.

Interview Policy

Coach Fortner, her assistants and all women's basketball players are available for phone and personal interviews by contacting Matt Crouch in the media relations office. Post-game interviews will be allowed following a 10-minute cooling off period. Non-game day requests will be met based on the players class and practice schedules.

Credentials

Anyone wishing to cover an Auburn women's basketball game should contact Matt Crouch in the media relations office at least one day in advance in order to make the proper arrangements.

On the Air

The Tigers can be heard live locally in Auburn on Mix 96.7 FM for the entire regular and postseasons. Andy Burcham, in his 23rd season with the women's basketball program and handles play-by-play duties. Arnika Edwards joins Burcham for her fourth season and provides color commentary. Each game can also be heard live on the internet at www.AuburnTigers.com.

Weekly Live Radio Show

Starting in January, every Tuesday at 6 p.m. CT Nell Fortner will host a live show from Logan's Roadhouse in Tiger Town with Andy Burcham. Fans can listen to the show on 96.7 FM. The number to call in to the show is 1-800-282-2557.

Game-Day Services

Statistics, rosters and game notes will be provided prior to the game in the media work room. Box scores will also be handed out during and following the game. Phones and fax machines are available in the media work room.

Photo/Video Services

Todd Van Emst of the Auburn Media Relations office handles all photo requests. Please contact Van Emst at 334-844-9514. Satellite feeds of selected Auburn women's basketball games are available for the media. A number of studio and satellite services may be arranged for electronic media by calling Steve Sain in the Auburn Media Relations office at 334.844.9809.

On the Web

The home for Auburn Athletics on the web, www.AuburnTigers.com, is your source for Auburn Women's Basketball. The website offers the most recent information and news on the Tigers. At www.AuburnTigers.com, you can also listen to each women's basketball game broadcast live and follow along on live scoring for every home game.

2010-11 Numerical Roster

No.	Name	Height	Position	Class	Hometown/High School
1	Morgan Toles	5-9	Guard	SO	Fayetteville, Ga./Sandy Creek
2	Morgan Jennings	5-8	Guard	JR	Atlanta, Ga./Frederick Douglass
4	Parrisha Simmons	6-0	Guard	JR	Macon, Ga./Southwest Macon
5	Alli Smalley	5-8	Guard	SR	Arab, Ala./Arab
11	Courtney Strain	5-9	Guard	FR	Woodland, Ala./Woodland
14	Blanche Alverson	6-3	Foward/Guard	SO	Andalusia, Ala./Buford (Ga.)
20	Pascale "P.J." West	6-8	Center	SO	LaGrange, Ga./Troup County
21	Jordan Greenleaf	6-1	Forward	SR	Rex, Ga./Morrow
22	Camille Glymph	5-10	Guard	FR	Greenville, S.C./J.L. Mann
23	Chantel Hilliard	6-2	Forward/Center	JR	Biloxi, Miss./St. Martin
25	Jassany Williams	6-2	Forward	FR	Davie, Fla./Nova
32	Tyrese Tanner	6-2	Forward	FR	Birmingham, Ala./Hoover
34	Peyton Davis	6-5	Center	FR	Birmingham, Ala./Mortimer Jordan

2010-11 Alphabetical Roster

No.	Name	Height	Pos.	Ht.	Hometown
14	Blanche Alverson	6-3	Foward/Guard	SO	Andalusia, Ala./Buford (Ga.)
34	Peyton Davis	6-5	Center	FR	Birmingham, Ala./Mortimer Jordan
22	Camille Glymph	5-10	Guard	FR	Greenville, S.C./J.L. Mann
21	Jordan Greenleaf	6-1	Forward	SR	Rex, Ga./Morrow
23	Chantel Hilliard	6-2	Forward/Center	JR	Biloxi, Miss./St. Martin
2	Morgan Jennings	5-8	Guard	JR	Atlanta, Ga./Frederick Douglass
4	Parrisha Simmons	6-0	Guard	JR	Macon, Ga./Southwest Macon
5	Alli Smalley	5-8	Guard	SR	Arab, Ala./Arab
11	Courtney Strain	5-9	Guard	FR	Woodland, Ala./Woodland
32	Tyrese Tanner	6-2	Forward	FR	Birmingham, Ala./Hoover
1	Morgan Toles	5-9	Guard	SO	Fayetteville, Ga./Sandy Creek
20	Pascale "P.J." West	6-8	Center	SO	LaGrange, Ga./Troup County
25	Jassany Williams	6-2	Forward	FR	Davie, Fla./Nova

STAFF:

Head Coach: Nell Fortner (Texas, 1982)

Assistant Coach: Kerry Cremeans (Florida, 1994)

Assistant Coach: Mark Simons (Aquinas College, 1972)

Assistant Coach: Carla McGhee (Tennessee, 1990)

Director of Basketball Operations: Melissa Maines (Texas Tech, 1998)

Video Coordinator: Kelly Komara (Purdue, 2002)

Administrative Assistant: Ashley Langford (Tulane, 2009)

Director of Administrative Support Services: Arnika Edwards (Alabama A&M, 1991)

Athletic Trainer: Angie Lawrence (Appalachian State, 1997)

Student Assistant: Reneisha Hobbs (Auburn, 2010)

BY CLASS:

Seniors (2): Jordan Greenleaf, Alli Smalley

Juniors (3): Chantel Hilliard, Morgan Jennings, Parrisha Simmons

Sophomores (3): Blanche Alverson, Morgan Toles, Pascale "P.J." West

Freshmen (5): Peyton Davis, Camille Glymph, Courtney Strain, Tyrese Tanner, Jassany Williams

Projected Auburn Starters



Morgan Toles

Guard
5-9
Sophomore
Fayetteville, Ga.
Sandy Creek High School
8.2 ppg / 5.7 apg / 3.3 rpg

1

- Averaged 7.5 ppg, 5.5 apg and 4.5 rpg in two games last year vs. MSU
- Has at least 5 assists in 10 of last 11 games
- Scored in double figures seven times this season
- Leads the SEC in assists and assist-to-turnover ratio



Parrisha Simmons

Guard
6-0
Junior
Macon, Ga.
Southwest Macon High School
3.1 ppg / 3.4 rpg / 1.9 orpg

4

- Averaged 4.5 rpg last season vs. Mississippi State
- A rebounding and defensive specialist
- Is second on the team with 1.9 offensive rebounds per game
- Scored season-high 6 points vs. Purdue; tied that mark vs. Florida



Alli Smalley

Guard
5-8
Senior
Arab, Ala.
Arab High School
11.8 ppg / 1.7 spg / 2.9 rpg

5

- A Preseason All-SEC First Team selection
- Set AU career 3-point record against Temple; hit 200th of career vs. Ole Miss
- Moved into top 10 in career scoring at AU vs. LSU; has 1,419 career points
- Averaged 15.5 ppg and 5.5 rpg last season vs. MSU



Blanche Alverson

Guard/Forward
6-3
Sophomore
Andalusia, Ala.
Buford (Ga.) High School
11.9 ppg / 4.3 rpg / .324 3fg%

14

- This week's SEC Player of the Week
- Scored career-high 27 pts vs. Ole Miss, including career-high five 3-pointers
- Has also scored in double figures in 12 games this season
- Averaged 5.5 ppg, including three 3-pointers, last season vs. MSU



Jordan Greenleaf

Forward
6-1
Senior
Rex, Ga.
Morrow High School
10.1 ppg / 7.6 rpg / 1.7 spg

21

- Leads Auburn with 7.6 rebounds, 1.7 steals and 1.2 blocks per game
- Has scored in double figures in nine games this season, including 19 at Ala.
- Pulled down double-digit rebounds five times this season
- After shooting 2-of-18 the previous three games, is 39-of-66 in the last seven
- Averaged 6.0 ppg and 9.0 rpg last season vs. MSU, including career-high 16 rebounds in Starkville

Auburn Women's Basketball Quick Hitters

- Auburn sophomore Blanche Alverson was named this week's SEC Player of the Week
- Senior Alli Smalley moved into the top 10 in career scoring at Auburn against LSU; she now has 1,419 points
- Smalley recorded her 200th career 3-pointer vs. Ole Miss, becoming the first Auburn player ever to reach the plateau
- Sophomore point guard Morgan Toles leads the SEC in assists and assist-to-turnover ratio
- Auburn had four or more players score in double figures in five games this season, including the Florida game
- The Tigers are 10-3 in their last 13 games after starting the season 1-4
- This will be the 45th meeting between Auburn and Mississippi State with Auburn leading 31-13; 12-9 when in Starkville
- Auburn is coming off a 65-53 win over LSU; MSU is coming off a 72-60 loss at Kentucky
- Auburn won the last meeting, 50-36, in Starkville on Feb. 21, 2010
- The 36 points scored by MSU was the lowest for an SEC opponent against Auburn since Arkansas scored 36 in 2003
- This will be the eighth meeting between Fortner and MSU's Sharon Fanning-Otis with Fortner leading the series tied 5-2
- Auburn is 9-4 all-time when playing on Jan. 20, Nell Fortner is 0-2
- The Tigers are 184-97 all-time in the month of January, 21-25 under Fortner
- Auburn is 68-46 all-time against teams from the state of Mississippi
- The Tigers are 25-32 all-time when playing in Mississippi, 13-12 when playing in Starkville
- Junior Chantel Hilliard (Biloxi) and head coach Nell Fortner (Jackson) are both Mississippi natives
- Hilliard's older sister, Chalandra, played at Mississippi State from 2003-06
- AU Associate Head Coach Kerry Cremeans got her start as a graduate assistant under MSU's Fanning-Otis at Kentucky
- Six different Tigers have led the team in scoring this season
- Auburn is 85-2 under Fortner when scoring 70 or more points
- The Tigers are averaging 20.3 points per game scored on turnovers and have scored 20 or more points off turnovers on eight occasions this season
- Auburn is playing its first season in the new \$86 million Auburn Arena
- The season-opening win over Mercer was the first regular-season Auburn win, men or women, in the new facility
- Alli Smalley broke the Auburn career 3-point record against Temple, she now has 202 on her career
- Alli Smalley and Tyrese Tanner were named to the Junkanoo Jam All-Tournament Team on Nov. 27
- Auburn was picked sixth in the SEC Preseason Media and Coaches' polls, Tennessee was picked to win the league
- Alli Smalley was picked the the Coaches' Preseason All-SEC First Team and to the media's Second Team
- Nell Fortner is beginning her seventh season at Auburn, marking her longest tenure at any job
- The Chicago State game was Nell Fortner's 200th as Auburn's head coach, she was 121-79 in her first 200 games
- The Tigers welcome five newcomers: Peyton Davis, Camille Glymph, Courtney Strain, Tyrese Tanner, Jassany Williams
- Carla McGhee returns to Auburn for her second stint as an assistant coach
- Auburn will be a first- and second-round host of the 2011 NCAA Tournament in the new Auburn Arena



Follow Auburn Women's Basketball on Twitter

@AuburnWBB

INDIVIDUAL CATEGORY LEADERS

Auburn	Mississippi State
Blanche Alverson - 11.9.....	Points..... Diamber Johnson - 11.7
Jordan Greenleaf - 7.6.....	Rebounds..... Ashley Brown - 9.3
Morgan Toles - 5.7.....	Assists..... Diamber Johnson - 3.7
Jordan Greenleaf - 1.7.....	Steals..... Porsha Porter - 1.9
Jordan Greenleaf - 1.2.....	Blocks..... Catina Bett - 1.5
Jordan Greenleaf - 32.1.....	Minutes Played..... Diamber Johnson - 34.6
Chantel Hilliard - .538.....	Field Goal Percentage..... Danielle Rector - .441
Alli Smalley - .380.....	3-Point Percentage..... Mary Kathryn Govero - .344
Blanche Alverson - .773.....	Free-Throw Percentage..... Danielle Rector - .733

AUBURN WOMEN'S BASKETBALL WEEKLY SCHEDULE

	Monday 17	Tuesday 18	Wednesday 19	Thursday 20	Friday 21	Saturday 22	Sunday 23
Jan. 17 through Jan. 23	OFF	Practice 2:30 - 4:30 p.m. Auburn Arena	Practice 1:30 - 3:30 p.m. Auburn Arena	Auburn at Mississippi State 7 p.m. Humphrey Coliseum	Practice 2:30 - 4:30 p.m. Auburn Arena	Practice 10 a.m. - 12 p.m. Auburn Arena	Auburn vs. Tennessee 2 p.m. Auburn Arena CSS

General Information

School.....	Auburn University
City / Zip.....	Auburn, Ala. / 36849
Founded.....	Oct. 1, 1856
Enrollment.....	24,602
Nickname.....	Tigers
Colors.....	Burnt Orange and Navy Blue
Home Court.....	Auburn Arena (9,121)
Affiliation.....	NCAA Division I
Conference.....	Southeastern Conference
President.....	Dr. Jay Gogue
Athletic Director.....	Jay Jacobs
Senior Women's Administrator.....	Meredith Jenkins
Faculty Athletics Representative.....	Dr. Mary Boudeaux
University Website.....	www.Auburn.edu

Team Information

2009-10 Record (SEC Record).....	15-16 (5-11)
SEC Finish / Tournament Finish.....	10th / Second Round
All-time SEC Record.....	183-151 (.548)
All-time SEC Tournament Record.....	34-27
Starters Returning/Lost.....	5/1
Letterwinners Returning/Lost.....	9/2
Newcomers.....	5
First Year of Basketball.....	1971
Overall Record.....	791-351 (.693)
NCAA Tournament Appearances/Last.....	18/2009
NCAA Tournament Record.....	29-18
WNIT Appearances/Last.....	2/2007
WNIT Record.....	7-1

Basketball Staff

Head Coach (Alma Mater).....	Nell Fortner (Texas, 1982)
Record at Auburn.....	127-80 (7th season)
Career Record.....	144-91 (8th season)
Associate Head Coach (Alma Mater).....	Kerry Cremeans (Florida, 1994)
Assistant Coaches (Alma Mater).....	Mark Simons (Aquinas College, 1972)
.....	Carla McGhee (Tennessee, 1990)
Director of Basketball Operations.....	Melissa Maines
Director of Administrative Support Services.....	Arnika Edwards
Administrative Assistant.....	Ashley Langford
Student Assistant.....	Reneisha Hobbs
Video Coordinator.....	Kelly Komara
Secretary.....	Ann Yates
Basketball Office Phone.....	(334) 844-9200
Basketball Office Fax.....	(334) 844-9862
Strength and Conditioning.....	Megan Young
Athletic Trainer.....	Angie Lawrence
Academic Counselor.....	Mary Ann Taylor-Sims

Radio Broadcast Information

Radio Station.....	WMXA (96.7 FM)
Play-by-Play.....	Andy Burcham
Color.....	Arnika Edwards
Burcham Email.....	aburcham@auburnnetwork.com
Burcham Office Phone.....	(334) 826-2929
Network Address.....	Auburn Network, Inc.
.....	P.O. Box 950
.....	Auburn, AL 36831-0950

MISSISSIPPI STATE MEDIA RELATIONS

For information on the Mississippi State Bulldog women's basketball team, contact Jay Middleton in the media relations office. His number is 662.418.9139 and his email is jgm71@mstate.edu.

The press row number at Humphrey Coliseum is 662.325.3776. For more information, go to www.MStateAthletics.com.

OFFICIALS

TBA

RANKINGS

Auburn and Mississippi State are not ranked.

NEXT UP FOR THE TIGERS

Auburn will return home for a 2 p.m., Sunday game against sixth-ranked Tennessee. The game will air live on CSS.

AUBURN'S POST-GAME PROCEDURE

The Auburn locker room is closed. Coach Nell Fortner and selected Tiger players will be brought to the interview room after the 10-minute "cooling off" period.

QUICK HITS

Auburn is in its 40th season of women's basketball and sports an all-time record of 791-351... AU has made 18 NCAA Tournament appearances, two WNIT appearances and three Final Fours in the program's history... Head Coach Nell Fortner is in her seventh season at Auburn with a 144-91 career record and a 127-80 record on the Plains... The Tigers are coming off a 15-16 season in 2009-10.

AUBURN-LSU SERIES

This will be the 45th meeting between Auburn and Mississippi State with the Tigers leading, 31-13. Auburn has a 12-9 advantage when playing in Starkville and has won five of the last six overall meetings. The Tigers also have a three-game win streak going when playing in Starkville, Miss.

Previous meetings against Mississippi State:

Jan. 3, 1977	W	71-70 (OT)	Auburn
Jan. 4, 1978	L	56-73	Starkville, Miss.
Jan. 22, 1979	L	56-65	Auburn
Feb. 19, 1979	L	61-64	Starkville, Miss.
Jan. 9, 1980	W	70-65	Starkville, Miss.
Jan. 19, 1981	W	72-59	Auburn
Jan. 16, 1982	W	68-47	Auburn
Feb. 13, 1982	W	80-61	Starkville, Miss.
Jan. 3, 1983	W	77-59	Auburn
Feb. 12, 1983	W	83-65	Starkville, Miss.
Jan. 12, 1984	W	72-47	Auburn
Feb. 11, 1984	W	60-49	Starkville, Miss.
Jan. 7, 1985	W	79-49	Auburn
Feb. 9, 1985	W	78-57	Starkville, Miss.
Jan. 11, 1986	W	82-32	Starkville, Miss.
Feb. 11, 1987	W	82-35	Auburn
Jan. 16, 1988	W	76-65	Starkville, Miss.
Mar. 5, 1988	W	78-48	Albany, Ga.
Jan. 11, 1989	W	77-35	Auburn
Jan. 10, 1990	W	83-48	Starkville, Miss.
Jan. 26, 1991	W	89-38	Auburn
Feb. 2, 1992	L	51-62	Starkville, Miss.
Jan. 30, 1993	W	72-64	Auburn
Feb. 12, 1994	W	85-47	Starkville, Miss.
Feb. 11, 1995	W	77-63	Auburn
Jan. 20, 1996	L	67-71	Starkville, Miss.
Jan. 18, 1997	W	77-59	Auburn
Jan. 25, 1998	L	59-63	Starkville, Miss.
Jan. 24, 1999	W	57-46	Auburn
Jan. 27, 2000	L	74-68(OT)	Starkville, Miss.
Mar. 3, 2000	L	66-56	Chattanooga, Tenn.
Jan. 25, 2001	W	78-48	Auburn
Jan. 20, 2002	W	81-61	Auburn
Feb. 3, 2002	L	57-76	Starkville, Miss.
Jan. 23, 2003	L	60-69	Starkville, Miss.
Mar. 2, 2003	L	56-65	Auburn
Jan. 29, 2004	W	80-53	Auburn
Feb. 27, 2005	L	68-75(OT)	Starkville, Miss.
Jan. 29, 2006	W	74-44	Auburn
Feb. 4, 2007	W	63-57	Starkville, Miss.
Feb. 3, 2008	W	68-42	Auburn
Feb. 15, 2009	W	63-58	Starkville, Miss.
Jan. 3, 2010	L	58-73	Auburn
Feb. 21, 2010	W	50-36	Starkville, Miss.

Statistical Comparison - Auburn at Mississippi State

Coach:	Auburn Nell Fortner	Mississippi State Sharon Fanning-Otis
Career Record:	144-91	589-495
Top Scorer:	Alverson (11.9)	Johnson (11.7)
Top Rebounder:	Greenleaf (7.6)	Brown (9.3)

Series Record:	Auburn leads, 31-13
- at Auburn	Auburn leads, 18-3
- at Starkville, Miss.	Auburn leads, 12-9
- at Neutral	Series tied, 1-1
- Overall Streak	Auburn won the last meeting

Record	11-7	8-8
Conference Record	4-1	0-4
RPI Ranking	73	114
Points Per Game	67.3	58.8
Scoring Margin	+5.6	+1.6
FG Percentage	.405	.377
Opp. FG %	.413	.360
3FG Percentage	.323	.301
Opp. 3FG %	.364	.294
Rebounds	38.4	40.6
Opp. Rebounds	36.4	39.8
Rebound Margin	+2.0	+0.8
Turnovers	14.8	16.6
Opp. Turnovers	19.5	17.7
Steals	9.9	8.4
Opp. Steals	6.6	5.8
Blocks	4.1	3.8
Opp. Blocks	2.9	3.4

Around the SEC (Through Games of Jan. 18, 2011)

	SEC	Pct.	Overall	Pct.
Tennessee	5-0	1.000	17-2	.895
Georgia	4-0	1.000	14-3	.824
Auburn	4-1	.800	11-7	.611
Arkansas	3-2	.600	15-2	.882
Vanderbilt	3-2	.600	12-6	.667
Kentucky	2-2	.500	13-4	.765
Florida	2-3	.400	12-7	.632
LSU	2-3	.400	12-7	.632
South Carolina	2-3	.400	10-8	.556
Ole Miss	1-3	.250	8-8	.500
Mississippi State	0-4	.000	8-8	.500
Alabama	0-5	.000	11-7	.611

This Week in the SEC**Thursday, Jan. 20**

Kentucky at Florida	6 p.m.
Tennessee at South Carolina [FSN]	6 p.m.
Arkansas at Vanderbilt	7 p.m.
Auburn at Mississippi State	7 p.m.
Ole Miss at LSU [CST]	7 p.m.
Georgia at Alabama [CSS]	8 p.m.

Sunday, Jan. 23

Alabama at South Carolina [SEC Network]	1 p.m.
Ole Miss at Arkansas	2 p.m.
Tennessee at Auburn [CSS]	2 p.m.
Florida at LSU [CST]	2 p.m.
Mississippi State at Georgia [FSN]	2 p.m.
Vanderbilt at Kentucky [ESPNU]	3 p.m.

All Times Central

Moving On Up (Auburn Players in the Career Rankings)...

- **Alli Smalley** now holds the Auburn record for career 3-pointers with 202 and career 3-point attempts with 587
- **Alli Smalley** needs 56 more points to tie Le'Coe Willingham for 9th all-time in career scoring at Auburn
- **Blanche Alverson** needs 1 more 3-pointer to tie DeWanna Bonner for 10th all-time in career 3-point field goals
- **Jordan Greenleaf** needs 6 more blocked shots to tie DeWanna Bonner for sixth all-time at Auburn in career blocks
- **Jordan Greenleaf** needs 23 more rebounds to tie Kendall Mago and C.C. Hayden for 11th all-time at Auburn in career rebounds

SCOUTING AUBURN

After a difficult 1-4 start to the season, Auburn has rallied to go 10-3 in its last 13 games, including a five-game winning streak. The streak was the longest since the Tigers won six in a row from Nov. 28 - Dec. 28, 2009.

The Tigers have lived off their defense this season, averaging 9.9 steals and 4.1 blocks per game. Auburn opponents average 19.5 turnovers per game with the Tigers scoring an average of 20.3 points per game off of turnovers.

Sophomore Blanche Alverson, the SEC Player of the Week, leads the team with 11.9 points per game, followed by senior Alli Smalley with 11.8 per game. Smalley and Alverson have combined to average 3.5 3-pointers made per game.

Jordan Greenleaf pulls down a team-high 7.6 rebounds per game, along with her 10.1 points. Sophomore Morgan Toles averages 8.2 points and 5.7 assists per game, good enough for first in the SEC.

SCOUTING MISSISSIPPI STATE

After losing eight letterwinners and four starters from last season's team, Mississippi State brought in 11 newcomers for the 2010-11 season. The Bulldogs got off to an 8-4 start to the season, but are yet to win in the SEC with a 0-4 league mark.

Auburn and MSU have one common non-conference opponent in South Alabama. The Bulldogs defeated the Jaguars 56-43 in Mobile. So far in SEC play, Mississippi State has fallen to Vanderbilt (65-44), Arkansas (61-56), LSU (72-55) and Kentucky (72-60).

Diamber Johnson leads the Bulldogs in scoring with 11.7 points per game, followed by Mary Kathryn Gover with 11.3 points. Ashley Brown leads the team on the boards with 9.3 rebounds per game.

MSU hits 5.3 3-pointers per game at a 30.1 percent clip. Four players have hit more than 10 this season with Govero leading the way with 31. Porsha Porter has 15, followed by Johnson with 14 and Danielle Rector with 13.

As a team, MSU shoots 37.7 percent from the field. The Bulldogs average 58.8 points per game while holding their opponents to 57.2 per game.

LAST TIME OUT FOR AUBURN

Jordan Greenleaf scored a team-high 12 points with nine rebounds as the Auburn women's basketball team won for the seventh time in the last eight games with a 65-53 win over LSU Sunday at Auburn Arena.

Greenleaf led a group of three Auburn players to score in double digits, followed by sophomore Morgan Toles and senior Alli Smalley scoring 11 and 10, respectively. Auburn led LSU by as many as 22 points with just under three minutes remaining after Fortner pulled the last of the Tiger starters.

The game opened as a back-and-forth battle with six lead changes in the opening nine minutes of play. However, an Alli

Smalley jumper at the 11:19, mark followed by a quick Smalley steal kicked off a 16-4, Auburn run.

Smalley bookended the Auburn scoring spree with 3:42 remaining in the first half, catching a fast-break pass from Toles for a layup that moved her into 10th on Auburn's all-time scoring list. Auburn took a 32-21 lead into the half after a strong defensive showing that included eight steals, four blocks and 14 LSU turnovers.

Auburn would go on to lead by as many as 22 points in the second half, prompting Fortner to pull her starters with a 60-40 lead and 3:37 left in the game. LSU finished the game on a 13-4 run, but it was too late as Auburn was able to hold on for the 66-53 win.

LAST TIME OUT FOR MISSISSIPPI STATE

Mississippi State failed to keep the offensive pace early, as 19th-ranked Kentucky rolled to a 72-60 victory over the Lady Bulldogs Sunday afternoon in Memorial Coliseum.

After falling behind early, MSU rallied to take an early 8-7 lead. UK responded with a 22-0 run that took the lead for good. The Wildcats would go on to lead 42-21 at halftime.

In the second half, the Lady Bulldogs closed within 10 but could get no closer.

For the game, MSU hit 23 of 48 shots from the field (47.9 percent), 6 of 15 shots from 3-point range (40.0 percent) and 8 of 12 shots from the foul line (66.7 percent). UK held a 35-26 rebounding advantage.

Diamber Johnson paced the Lady Bulldogs with 20 points. MSU also received 16 points from Govero and 12 points from Catina Bett.

FORTNER VS. FANNING-OTIS

This will be the eighth meeting between Nell Fortner and Mississippi State's Sharon Fanning-Otis with Fortner holding the 5-2 advantage.

Fortner is in her seventh season at Auburn and eighth overall as a collegiate head coach, holding a 144-91 career record. Fanning-Otis is in her 35th season as a collegiate head coach, 16th at MSU, and holds a 589-495 career record.

AGAINST THE SEC

Auburn has a 183-151 all-time record in the Southeastern Conference. The Tigers have won five SEC titles and four SEC Tournament titles, most recently winning the regular-season title in 2009 after 14-2 league mark.

Associated Press Top-25 Poll**Week 10 (Jan. 17)**

Rank	School	Record	Points	Pvs
1	Baylor (25)	16-1	981	1
2	Connecticut (13)	16-1	966	2
3	Duke (1)	17-0	911	3
4	Stanford (1)	14-2	887	4
5	Tennessee	17-2	838	5
6	Texas A&M	15-1	811	7
7	Xavier	14-2	741	8
8	UCLA	15-1	674	10
9	West Virginia	17-1	667	6
10	North Carolina	16-1	664	11
11	Notre Dame	15-4	587	12
12	Michigan State	16-2	569	9
13	DePaul	17-2	520	14
14	Oklahoma	13-3	445	15
15	Maryland	14-3	359	13
16	Georgetown	14-4	340	18
17	Miami (Fla.)	18-1	316	22
18	Iowa	15-4	311	16
19	Kentucky	13-4	304	19
20	Iowa State	13-4	183	17
21	Wisconsin-Green Bay	17-1	163	23
22	Florida State	14-4	158	21
23	Arkansas	15-2	131	20
24	Georgia	14-3	123	NR
25	Ohio State	11-6	77	24

Others Receiving Votes: Texas Tech 61, Georgia Tech 54, Duquesne 50, Marquette 33, Boston College 27, St. John's 13, Southern California 12, Marist 9, Syracuse 5, Texas 4, Bowling Green 2, Northwestern 2, Florida Gulf Coast 1, Penn State 1.

USA Today / ESPN Top-25 Coaches Poll**Week 10 (Jan. 18)**

Rank	School	Record	Points	Pvs
1	Baylor (20)	16-1	761	1
2	Connecticut (9)	17-1	749	2
3	Duke (2)	17-0	713	3
4	Stanford	14-2	683	4
5	Texas A&M	15-1	650	5
6	Tennessee	17-2	627	6
7	Xavier	14-2	578	8
8	UCLA	15-1	555	9
9	West Virginia	17-1	516	7
10	Notre Dame	15-4	481	12
11	North Carolina	16-2	432	11
12	Michigan State	16-2	413	10
13	Oklahoma	13-3	400	14
14	Maryland	14-3	309	13
15	Wisconsin-Green Bay	17-1	293	18
16	Florida State	14-4	292	15
17	Georgetown	14-4	280	17
18	DePaul	17-2	272	21
19	Kentucky	13-4	252	19
20	Iowa State	13-4	186	16
21	Iowa	15-4	164	20
22	Miami (Fla.)	18-1	126	25
23	St. John's	13-5	64	22
24	Arkansas	15-2	60	23
25	Texas Tech	16-1	48	NR

Others Receiving Votes: Marquette 40, Ohio State 26, Florida Gulf Coast 18, Boston College 17, Marist 16, **Georgia 10**, Georgia Tech 10, Bowling Green 9, Duquesne 9, Kansas 4, Oklahoma State 4, Syracuse 4, Tulane 3, Rutgers 1.

Bold denotes 2010-11 opponents

LAST TIME VS. MISSISSIPPI STATE (Feb. 21, 2010)

Alli Smalley scored 17 points as Auburn held one of the SEC's top offenses to 36 points in a 50-36 victory at Mississippi State Feb. 21 in Starkville, Miss. The Lady Bulldogs were held to half of their season average of 72.8 points per game.

Auburn led throughout most of the first half and never trailed in the second half, avenging a 73-58 loss to Mississippi State in the SEC-opener.

The Auburn defense stepped up, holding Mississippi State to just five field goals in the second half after leading 22-19 at halftime. The Lady Bulldogs, who ranked second in the SEC with 7.3 3-pointers per game, were held to just two in the contest.

Auburn shot just 36.4 percent from the field, but managed to hold Mississippi State to 28.0 percent, including 21.7 percent (5-of-23) in the second half.

The Tigers tallied 11 steals in the game, their highest steal total in SEC games, and forced 18 Mississippi State turnovers. Auburn also won despite being out-rebounded 39-35 by MSU, marking the first time this season when losing the rebound battle.

Senior KeKe Carrier came off the bench to score 12 points in the game. Freshman Blanche Alverson and redshirt junior Jordan Greenleaf scored six points each while Morgan Toles tallied five points along with her game-high six assists. Greenleaf also led the Auburn defense with four steals in the game.

SMOTHERING DEFENSE

At Mississippi State on Feb. 21, 2010, Auburn held the Lady Bulldogs to just 36 total points. It was the lowest point total by an Auburn opponent since an 80-36 Tiger win at Sam Houston State on Dec. 19, 2007. It was the lowest by an SEC opponent since a 64-36 win at Arkansas on Jan. 26, 2003.

ON THIS DATE. . .

Auburn is 9-4 all-time when playing on Jan. 20, but is 0-2 under Nell Fortner. The Tigers lost their last game on Jan. 20, falling 62-55 at Kentucky in 2008. The last Auburn win came in 2002 with an 81-61 win against Mississippi State. The Tigers are 1-1 all-time vs. MSU on Jan. 20.

IN JANUARY

Auburn is 184-97 all-time in the month of January, including a 21-25 mark under Nell Fortner (records begin in 1978-79 season, not all dates provided prior to or during that season).

AGAINST THE MAGNOLIA STATE

Auburn holds a 68-46 record against teams from the state of Mississippi. Records against Mississippi teams: Delta State (1-2), Jackson State (3-2), Ole Miss (28-22), Mississippi College (0-1), Mississippi State (31-13), Mississippi University for Women (1-4) and Southern Mississippi (4-2).

When playing in the state of Mississippi, Auburn holds a 25-32 record and a 13-12 record when playing in Starkville. Records against teams when playing in Mississippi: Alabama [Starkville] (0-1), Delta State [Cleveland] (0-1), Florida [Starkville] (0-2), Florida [Oxford] (1-0), Georgia [Oxford] (1-0), Mississippi [Oxford] (9-11), Mississippi College [Clinton] (0-1), Mississippi State [Starkville] (12-9), Mississippi University for Women [Columbus] (0-3), Southern Mississippi [Hattiesburg] (1-2), Tennessee

[Oxford] (0-1), Valdosta State [Cleveland] (0-1) and Vanderbilt [Starkville] (1-0).

MISSISSIPPI TIGERS

Auburn junior Chantel Hilliard, a native of Biloxi, Miss., will play against her home state for the second time this season as Auburn takes on Mississippi State. It is also the first time this year for her to play in her home state.

Hilliard has another connection to MSU in her older sister Chalandra Hilliard. Chalandra played at Mississippi State from 2003-06.

Head Coach Nell Fortner is also a Mississippi native, hailing from Laurel, Miss. She was born in Jackson, Miss.

THE FANNING-OTIS CONNECTION

Prior to getting her first full-time coaching position at Purdue, Auburn assistant coach Kerry Cremeans got her start in coaching at Kentucky as a graduate assistant from 1994-96 under current Mississippi State head coach Sharon Fanning-Otis.

ALVERSON NAMED SEC PLAYER OF THE WEEK**(Jan. 17)**

For the first time in her career, Auburn sophomore Blanche Alverson was named the Southeastern Conference Player of the Week, the league announced Jan. 17. Alverson earned the award after leading the Tigers to a 2-0 record during the previous week, averaging 18.0 points, 5.0 rebounds and 3.5 steals per game.

Included in the week was a career-high 27 points and five 3-pointers vs. Ole Miss. She also tallied a career-high four steals vs. LSU along with two blocked shots.

BOUNCING BACK

After winning the season-opener, Auburn went on to lose the next four games, including two to ranked teams. Since then, the Tigers have notched an 10-3 record to move above .500 for the first time since the season-opener.

TURNING ON THE DEFENSE

Senior Alli Smalley has turned up the defensive pressure lately. The senior has 30 steals on the season, but 14 of them have come in the last six games. Since the Dec. 30 game vs. Jacksonville State, Smalley is averaging 2.3 steals per game.

CALLING NO. 100

With her start the Jan. 9 game at Vanderbilt, senior Alli Smalley earned the 100th consecutive start of her Auburn career.

She earned her first collegiate start on Dec. 29, 2007 at Saint Joseph's, the 14th game of her collegiate career, and has not left. Since then, Smalley has started in 102 consecutive games.

BREAKING INTO THE TOP 10

With her layup at the 3:42 mark of the first half of the Jan. 16 game vs. LSU, senior Alli Smalley tied former Tiger Lori Monroe (1979-83) for 10th all-time in career scoring at Auburn with 1,409 points.

Smalley went on to score 10 points in the game, giving her sole possession of 10th. She currently ranks 10th with 1,419 career points.

SEC PRESEASON POLL (Media Vote)
(First-place votes in Parentheses)

SEC Champion

Tennessee (15), Kentucky (1), Auburn (1)

Order of Finish

1. Tennessee.....	202
2. Kentucky.....	183
3. Vanderbilt.....	157
4. Georgia.....	150
5. LSU.....	147
6. Auburn.....	120
7. South Carolina.....	84
8. Arkansas.....	81
9. Alabama.....	65
10. Ole Miss.....	47
T11. Mississippi State.....	45
T11. Florida.....	45

Player of the Year

Victoria Dunlap, UK (13), Angie Bjorklund, UT (2), Shekinna Stricklen, UT (2)

All-SEC First Team

LaSondra Barrett, LSU
Victoria Dunlap, Kentucky
Angie Bjorklund, Tennessee
Shekinna Stricklen, Tennessee
Jence Rhoads, Vanderbilt

All-SEC Second Team

Tierney Jenkins, Alabama
Alli Smalley, Auburn
Porsha Phillips, Georgia
A'dia Mathies, Kentucky
Kelley Cain, Tennessee

SEC PRESEASON POLL (Coaches' Vote)

SEC Champion

Tennessee

Order of Finish

1. Tennessee.....	121
2. Kentucky.....	108
3. LSU.....	93
T4. Georgia.....	88
T4. Vanderbilt.....	88
6. Auburn.....	59
7. South Carolina.....	48
8. Alabama.....	43
9. Ole Miss.....	42
10. Florida.....	39
11. Arkansas.....	35
12. Mississippi State.....	28

Player of the Year

Victoria Dunlap, UK (8); Shekinna Stricklen, UT (2); Marah Strickland, USC (1); Jence Rhoads, VU (1)

All-SEC First Team

Alli Smalley, Auburn
Porsha Phillips, Georgia
Victoria Dunlap, Kentucky
A'dia Mathies, Kentucky
LaSondra Barrett, LSU
Angie Bjorklund, Tennessee
Shekinna Stricklen, Tennessee
Jence Rhoads, Vanderbilt

All-SEC Second Team

Tierney Jenkins, Alabama
C'eira Ricketts, Arkansas
Jasmine James, Georgia
Katherine Graham, LSU
Marah Strickland, South Carolina
Kelley Cain, Tennessee
Glory Johnson, Tennessee
Hannah Tuomi, Vanderbilt

ONE AWAY

Sophomore Blanche Alverson enters Thursday's game one 3-pointer away from entering Auburn's career top-10 3-point list. She currently has 73 on her career, just one behind former Tiger DeWanna Bonner.

CLEARING 20

Senior Alli Smalley became the first Tiger to clear the 20-point plateau this season, scoring 22 in Auburn's loss to Temple on Dec. 4. It marked the 14th time in her career to clear 20 points.

Sophomore Blanche Alverson followed with her first career 20-point game against Ole Miss on Jan. 13 with a career-high 27 points.

OFFENSIVE EXPLOSION

Auburn tied its season-high with 85 points scored against Ole Miss on Jan. 13. It ties the mark the Tigers set earlier in the season against Seton Hall. The 85 points is also the most for the Tigers against an SEC opponent since Auburn racked up 94 points against Arkansas on March 1, 2009.

DOUBLE DOWN

Senior Jordan Greenleaf pulled down 12 rebounds with 16 points in the season-opener against Florida State, earning her first double-double of the season and fourth of her career. She came back with another at South Florida, scoring 13 points with 10 rebounds.

Against Jacksonville State, sophomore point guard Morgan Toles notched her first career double-double with 10 points and 10 assists. She became the first Auburn player to record a points-assists double-double since Whitney Boddie accomplished the feat against Ole Miss on March 6, 2009 in the SEC Tournament.

LEAGUE BEST

Sophomore Morgan Toles has proven herself to be among the best point guards in the SEC this season. She currently leads the conference in both assists and assist-to-turnover ratio. Toles has a league-best 5.7 assists per game, edging Vanderbilt's Jence Rhoads' 4.8 per game. She also has a commanding 3.2 assist-to-turnover ratio, leading Rhoads and her 1.9 ratio.

DEFENSE MAKES OFFENSE

Auburn has used its defense to create its offense this season. So far, the Tigers have scored a total of 366 points off of turnovers, including a season-high mark of 39 against Alabama A&M. AU has scored 20 or more points off turnovers in eight games this season.

While averaging 9.9 steals, 4.1 blocks and 19.5 opponent turnovers per game this season, Auburn has turned the efforts into an average of 20.3 points off turnovers per game.

BALANCED SCORING

Auburn had five players score in double figures in its last two non-conference games. Against Alabama A&M, it was Greenleaf (15), Alverson (14), Smalley (12), Hilliard (12) and Toles (11). Against Jacksonville State, it was Alverson (17), Greenleaf (15), Smalley (11), Tanner (11) and Toles (10).

Against Florida in the SEC home opener, the Tigers had four players score in double figures: Hilliard (17), Alverson (15), Greenleaf (11) and Smalley (10). It marked the fifth time this season for Auburn to have four players in double figures. The other times were against South Alabama

with Smalley (15), Williams (13), Greenleaf (11) and Toles (10) scoring in double figures; and against Seton Hall with Smalley (15), Jennings (14), Toles (12) and Alverson (12).

DOMINATING THE PAINT

Auburn has out-scored its opponents in the paint 10 times this season, but against Alabama A&M it was a dominating effort with 44 points scored in the paint. It marked the most points scored by the Tigers in the paint in almost two years as it was the most since Auburn tallied 56 against Arkansas on March 1, 2009.

SPREADING THE WEALTH

After freshman Tyrese Tanner led Auburn with 15 points at Chicago State, she became the sixth Tiger this season to lead Auburn in scoring. Others are Alli Smalley, Blanche Alverson, Chantel Hilliard, Morgan Toles and Jordan Greenleaf.

LONG DISTANCE RECORD BREAKER

With her 3-pointer with 1:22 left in the Temple game on Dec. 4, Auburn senior Alli Smalley recorded the 185th 3-pointer of her Auburn career, giving her sole possession of the AU 3-point record.

NO. 200 FOR NELL

The Dec. 21 game at Chicago State marked the 200th for Nell Fortner as Auburn's head coach. She picked up the win and had a 121-79 record through her first 200 games.

STARTING OFF WITH A WIN

Auburn opened SEC play at Alabama on Jan. 3 with a 66-55 victory, marking the third time under Nell Fortner for the Tigers to win their SEC opener and just the second time for Auburn to win its SEC road opener. All-time, the Tigers are now 12-20 in SEC road openers.

The Tigers came out in their next game to defeat Florida, 73-56, in Auburn's first SEC game in the new Auburn Arena. AU is now 18-14 in SEC home openers and 3-4 under Nell Fortner.

TOUGH START

Auburn is coming off its most difficult start to a season in the program's history. After opening against Mercer, Auburn played 16th-ranked Florida State and sixth-ranked Duke, giving the Tigers two ranked opponents in the first three games for the first time in school history.

BREAKING THE STREAK

Auburn's 85-51 win over Seton Hall broke a four-game losing streak for the Tigers - a streak that tied for the longest losing streak since the 2004-05 season. Auburn has not lost more than four consecutive games since it lost six in a row from Dec. 31, 2004 - Jan. 20, 2005.

TURN IT IN TO POINTS

The Tigers have notched a pair of impressive defensive performances this season. In the first, Auburn forced 31 Seton Hall turnovers on Nov. 27, turning them in to 36 points on the other end of the floor.

The Tigers were at it again against Alabama A&M, forcing 29 turnovers on 18 steals, turning them into 39 points on the other end. It marked the most points scored by the Tigers off turnovers since Auburn scored 39 against Sam Houston State on Dec. 5, 2008. The 18 steals were also the most since AU picked up 22 against Alabama A&M on Nov. 14, 2008.

The Southeastern Conference

Commissioner: Mike Slive

Founded: 1933

Members:

Alabama Crimson Tide
Arkansas Lady Razorbacks
Auburn Tigers
Florida Gators
Georgia Bulldogs
Kentucky Wildcats
LSU Tigers
Mississippi Rebels
Mississippi State Bulldogs
South Carolina Gamecocks
Tennessee Lady Volunteers
Vanderbilt Commodores

SEC Media Relations

Women's Basketball Contact: Tammy Wilson

Address:

2201 Richard Arrington Blvd.
Birmingham, Ala. 35203-1103

Phone: 205.458.3000

Fax: 205.458.3031

E-mail: twilson@sec.org

Web site: www.SECsports.com

SEC Women's Basketball Notes

- The SEC has posted impressive non-conference records in the last decade. The SEC compiled a 121-45 (.729) non-conference record during the 2009-10 season.
- Since the 1990 season, the SEC has compiled a 2,774-844 (.767) record against other conferences. The league has recorded 150+ wins during eight seasons and has never recorded a non-conference winning percentage below .723.
- SEC teams have earned appearances in 25 of 29 NCAA Final Fours, an accomplishment unmatched by any other league.
- Overall, SEC squads have filled 34 of the 116 Final Four berths, including having two Final Four teams in 1988 (Auburn, Tennessee), 1989 (Auburn, Tennessee), 1995 (Georgia, Tennessee), 1996 (Georgia, Tennessee), 1998 (Arkansas, Tennessee), 2004 (LSU, Tennessee), 2005 (LSU, Tennessee), 2007 (LSU, Tennessee) and 2008 (LSU, Tennessee).
- SEC teams have made 18 appearances in a nation-high 16 NCAA Championship games, winning eight NCAA Championships (Tennessee: 1987, 1989, 1991, 1996, 1997, 1998, 2007 and 2008).
- The league also had the distinction of providing both national finalists twice in its history in 1996 (Tennessee 83, Georgia 65) and in 1989 (Tennessee 76, Auburn 60).
- SEC teams have won 329 NCAA Tournament games against 168 losses (.662) for an average of 11.4 NCAA wins per year.
- In addition, all 12 current members have appeared in the NCAA Tournament.
- The SEC has paced the pack in NCAA tournament bids 21 times in its 29-year history.
- The SEC was the first league to ever have eight teams invited to the NCAA Tournament, doing so in 1999 and 2002.
- The SEC was also the first league to ever have seven teams invited to the NCAA Tournament and earned this honor a leading seven times (1986, 1991, 1995, 1996, 1997, 2003, 2004).
- The SEC is one of a handful of leagues to have won three national tournament titles with eight NCAA, two WNIT and three NWIT. Along with the eight NCAA championships won by Tennessee, Arkansas (1999) and Auburn (2003) captured the current Women's NIT titles. But the first-ever SEC national title belongs to Georgia, winners of the 1981 NWIT which predates the current NCAA tournament. LSU (1985) and Kentucky (1990) each won NWIT titles. Both Arkansas (1987) and South Carolina (1979) won the WNIT as members of their previous conferences.
- In 2003, Auburn won the WNIT title with wins over South Alabama, Florida State, Richmond, Creighton and Baylor. In 1999, the Arkansas Lady Razorbacks defeated Wisconsin 76-64 to claim the SEC's first WNIT championship.
- In 1981, Georgia defeated Pittsburg, California and Arizona State (in OT) to capture the NWIT Championship, the first-ever national championship of any kind for the SEC in women's basketball.

DISHING IT OUT

By playing in her 30th career game against Mercer, Auburn sophomore became eligible for the career assist rankings. With 230 on her career, she ranks fifth all-time at Auburn with 4.9 per game.

I'M FIRST!

While it was Mercer's Sharnea Boykin who scored the first field goal in Auburn Arena, sophomore Blanche Alverson came down on the very next possession to pick up Auburn's first field goal and the first 3-pointer in the facility.

OFFENSE WINS GAMES

Auburn is 85-2 when scoring 70 or more points in the Nell Fortner era. The only times Auburn has lost when scoring at least 70 points was on Jan. 20, 2005 vs. No. 7 Tennessee, 71-81 and Feb. 19, 2009 at No. 18 Vanderbilt, 73-70. When scoring less than 70 points, Auburn is 42-78 during the Fortner era.

HOME COOKIN'

Since a 77-70 loss to Virginia on Jan. 5, 1992, the Auburn Tigers have compiled a 129-10 record against non-conference opponents when playing at home.

OUTSIDE THE LEAGUE

Nell Fortner has guided the Tigers to a 78-33 ledger in non-conference play. When playing at home, Fortner's teams have posted a 33-7 mark. The only seven non-conference losses at home came from Xavier on Dec. 2, 2005 (58-60), No. 2 Duke on Dec. 31, 2004 (61-80), No. 20 George Washington on Jan. 3, 2008 (66-68), No. 15 Texas A&M on Nov. 22, 2009 (59-79), No. 16 Florida State on Nov. 15, 2010 (61-67), No. 6 Duke on Nov. 18, 2010 (62-75) and Temple on Dec. 4, 2010 (62-61).

BUILDING WITH EXPERIENCE

Auburn enters the 2010-11 season with a mix of youth and experience. Nine of the 14 players on the roster are either freshmen or sophomores, but among the nine returning players, Auburn brings back 250 games of experience as a starter.

SMALLEY AND TANNER NAMED TO JUNKANOO JAM ALL-TOURNAMENT TEAM

For their play at the Junkanoo Jam, senior Alli Smalley and freshman Tyrese Tanner were named to the Junkanoo Jam All-Tournament Team.

Smalley averaged 13.5 points, 2.5 assists and 2.5 rebounds per game in the two games, scoring a team-high 15 points in Auburn's win over Seton Hall. Tanner averaged 6.0 points and 3.5 rebounds, along with a team-high 2.5 steals per game on the week.

Also on the all-tournament team were Boston College's Stefanie Murphy and Sacred Heart's Callan Taylor. BC's Carolyn Swords was named the tournament MVP.

SMALLEY NAMED PRESEASON ALL-SEC

Auburn senior Alli Smalley was named to the Preseason All-SEC team by both the coaches and the media. The Coaches selected Smalley to the Preseason All-SEC First Team while the media voted her to the Second Team.

Smalley averaged 15.7 points per game last season, chipping in 4.4 rebounds and 2.3 assists per outing.

AUBURN PICKED SIXTH IN SEC PRESEASON MEDIA AND COACHES POLLS

Coming off a 15-16 season, the Auburn women's basketball team was picked sixth in the preseason SEC media and coaches polls. Tennessee was the preseason favorite in both polls.

MAKING IT HOME

Nell Fortner enters her seventh season as Auburn's head coach, marking her longest tenure at any position in her career. The longest Fortner had stayed at a job prior to Auburn came from 1990-95 while she was an assistant coach at Louisiana Tech under legendary head coach Leon Barmore.

NEW FACES

Auburn welcomes five new faces to its lineup this season in freshmen Peyton Davis (Birmingham, Ala.), Camille Glymph (Greenville, S.C.), Courtney Strain (Woodland, Ala.), Tyrese Tanner (Birmingham, Ala.) and Jassany Williams (Davie, Fla.). The recruiting class was ranked 18th in the country by ESPN.com's HoopGurlz.

FIRST GAME IN AUBURN ARENA

Auburn won its inaugural game in the new \$86 million Auburn Arena. The Tigers defeated Mercer, 79-61, for the first regular-season Auburn win, men or women, in the new facility.

The Tigers move across the street this season from its former home, Beard-Eaves-Memorial Coliseum - the team's home since 1974. Auburn played its first game in BEMC on Jan. 11, 1974, defeating in-state rival Alabama, 69-31.

TIGERS SIGN HASINA MUHAMMAD FOR 2011-12

The Auburn women's basketball signed 6-1 guard/forward Hasina Muhammad (Ridgeway HS, Memphis, Tenn.) to a National Letter of Intent, head coach Nell Fortner announced on Nov. 10.

Muhammad is ranked as the No. 66 overall player in the country by ESPN's HoopGurlz. She is also ranked as the 17th-best guard in the country and No. 2 prospect in Tennessee by HoopGurlz.

Muhammad was also ranked by two other recruiting services. She is the No. 50 overall prospect according to the All-Star Girls Report and No. 47 in the Girls Basketball Report.

WNBA CHAMPION... AGAIN

After winning a WNBA title in 2009 with the Phoenix Mercury, former Tiger Le'Coe Willingham put herself in select company when she turned around and won it again in 2010, this time with the Seattle Storm.

Willingham, a native of Augusta, Ga., averaged 5.5 points and 4.1 rebounds per game as she helped the Storm to a league-best

TIGERS' RECORD WHEN...

When wearing white.....	7-4
When wearing orange.....	1-2
When wearing blue.....	3-1
Leading at the half.....	9-1
Trailing at the half.....	2-5
Tied at the half.....	0-1
Scores 100+ points.....	0-0
Scores 90-99 points.....	0-0
Scores 80-89 points.....	3-0
Scores 70-79 points.....	4-0
Scores 60-69 points.....	3-3
Scores fewer than 60 points.....	1-4
Holds opponent to 41-50 points.....	2-0
Holds opponent to 31-40 points.....	0-0
Holds opponent to under 30 points.....	0-0
Shoots 50% FG or better.....	4-0
Shoots 40-49% FG.....	3-1
Shoots 39% or under FG.....	3-6
Holds opponent under 30% FG.....	1-0
Shoots higher FG% than opponent.....	7-0
Shoots lower FG% than opponent.....	4-7
Shoots higher FT% than opponent.....	4-2
Shoots lower FT% than opponent.....	7-5
Out-rebounds opponent.....	8-2
Out-rebounded by opponent.....	3-3
Tied in rebounds.....	0-2
Versus ranked opponent.....	0-2
In overtime.....	0-0
Games decided by 3 points or less.....	0-1
Games decided by 4-5 points.....	2-0
Games decided by 6-10 points.....	2-2
Games decided by 11-20 points.....	5-4
Games decided by 21-30 points.....	0-0
Games decided by 30+ points.....	2-0
On Television.....	2-0

28-6 record.

The Storm swept Los Angeles in the first round of the playoffs, setting up a meeting of Willingham and her former team, the Mercury, in the conference finals. She defeated her old team, and former Tiger DeWanna Bonner, in a sweep for a trip to the WNBA finals.

Seattle made it a perfect run through the playoffs, sweeping the Atlanta Dream in three games for the title.

TIGERS ON THE TUBE

As part of the SEC's television agreement with ESPN, the Auburn women's basketball team will be televised six times this season on Fox Sports Net, CSS, the SEC Network and ESPN2. The SEC Tournament will be televised on Fox Sports Net, ESPNU and ESPN2. In all, the SEC will be televised in more than 70 games this season.

Auburn will be televised three times at home at the new Auburn Arena and three times on the road. The first will be the SEC-opener on Jan. 2 at Alabama on CSS, followed by a Jan. 16 home meeting with LSU on CSS. The Tigers will appear on CSS again a week later, on Jan. 23, as Tennessee comes to town.

Auburn will then make an ESPN2 appearance on Feb. 13 at Arkansas before traveling to South Carolina for a Feb. 20 game on the Fox Sports Net.

The Tigers will close out the regular season with a Feb. 27 home game against Kentucky on the SEC Network.

AUBURN TO HOST 2011 NCAA TOURNAMENT FIRST AND SECOND ROUNDS

The new Auburn Arena will close out its first season of operation, March 19-22, as a host site for the first and second rounds of the 2011 NCAA Women's Basketball Tournament. Auburn's bid to host the opening rounds was selected by the NCAA and announced on Oct. 29, 2009.

The 2011 event will mark the first time for Auburn to host the first and second rounds of the NCAA Tournament under its current bid format. The Tigers hosted NCAA Tournament games on nine occasions between 1983 and 1993, posting an 11-0 record over that time. Auburn last hosted on March 21, 1993 when the Tigers downed Louisville, 66-61.

Auburn will be one of 16 first- and second-round sites in 2011. The complete list of host sites includes Albuquerque, N.M. (University of New Mexico, The Pit/Bob King Court); Auburn, Ala. (Auburn University, Auburn Arena); Charlottesville, Va. (University of Virginia, John Paul Jones Arena); Cincinnati, Ohio (Xavier University, Cintas Center); College Park, Md. (University of Maryland, Comcast Center); Columbus, Ohio (Ohio State University, St. John Arena); Durham, N.C. (Duke University, Cameron Indoor Stadium); Knoxville, Tenn. (University of Tennessee, Thompson-Boling Arena); Salt Lake City, Utah (University of Utah, John M. Huntsman Center); Spokane, Wash. (Gonzaga University, McCarthy Athletic Center); Shreveport, La. (Louisiana Tech University, CenturyTel Center); Stanford, Calif. (Stanford University, Maples Pavilion); Storrs, Conn. (University of Connecticut, Harry A. Gampel Pavilion); University Park, Penn. (Pennsylvania State University, Bryce Jordan Center); Waco, Texas (Baylor University, Ferrell Center); and Wichita, Kan. (Wichita State University, INTRUST Bank Arena).

The 16 advancing teams will continue play at four regional sites: Dayton, Ohio (University of Dayton Arena), Spokane, Wash. (Spokane Veterans Memorial Arena), Dallas, Texas (American Airlines Center) and Philadelphia, Pa. (Liacouras Center). The 2011 NCAA Women's Final Four will be held at Consecro Fieldhouse in Indianapolis, Ind. on April 3 and 5.

Quoting Head Coach Nell Fortner

On playing at Mississippi State...

"It's another road game in the SEC, which is tough, it's tough to play. I know Mississippi State is going to be hungry. They have played hard in their games, and I know they're looking for a win. They are going to play hard and tough at home, so we have to be ready for them."

On MSU this season...

"Mississippi State is very fast - they are a very fast team. They play good defense, they are big inside with the eligibility of Catina Bett this year. Then they have Mary Kathryn Govero, a senior who is a great 3-point shooter on the perimeter. So, they can beat you in a lot of ways."

On physical games in Starkville in the past...

"We always have good battles with Mississippi State, and I expect nothing less. It's always a physical game."

On being a Mississippi native...

"I do get to see a lot of family when we play at Mississippi State. I have a niece and two nephews that go to school there, and then my sister and her husband live close by. I'll have a lot of family there, but the only thing I worry about is the game and just trying to get another win."

MISCELLANEOUS STATISTICS

Double-Doubles	Season	Career
Jordan Greenleaf	2	5
Alli Smalley	0	1
Morgan Toles	1	1

20+ Point Games	Season	Career
Blanche Alverson	1	1
Alli Smalley	1	14

10+ Rebound Games	Season	Career
Jordan Greenleaf	5	12
Chantel Hilliard	0	1
Parrisha Simmons	0	1
Alli Smalley	0	1

10+ Assist Games	Season	Career
Morgan Toles	1	2

GAMES LED AUBURN IN...

Scoring	Season	Career
Blanche Alverson	5	5
Jordan Greenleaf	4	11
Chantel Hilliard	2	2
Alli Smalley	7	33
Tyrese Tanner	1	1
Morgan Toles	1	3

Rebounding	Season	Career
Blanche Alverson	4	4
Peyton Davis	1	1
Jordan Greenleaf	10	34
Chantel Hilliard	0	2
Parrisha Simmons	1	8
Alli Smalley	0	1
Morgan Toles	2	3
Jassany Williams	3	3

Assists	Season	Career
Blanche Alverson	0	3
Jordan Greenleaf	2	6
Morgan Jennings	0	2
Parrisha Simmons	0	2
Alli Smalley	1	18
Tyrese Tanner	1	1
Nicolle Thomas	0	1
Morgan Toles	18	39

2010-11 DOUBLE-DOUBLES

Player	Points	Other
Jordan Greenleaf (vs. Mercer)	16	12 (reb.)
Jordan Greenleaf (at USF)	13	10 (reb.)
Morgan Toles (vs. JSU)	10	10 (asst.)

Last Time an Auburn Team...

Scored 100 points	Auburn 119, Sam Houston State 54 (Dec. 5, 2008)
Scored 100 points in an SEC game	Auburn 102, Tennessee 96, SEC Tournament in Albany, Ga. (Mar. 6, 1987)
Scored 100 at Auburn	Auburn 119, Sam Houston State 54 (Dec. 5, 2008)
Scored 100 points and lost	Never
Scored 110 points	Auburn 119, Sam Houston State 54 (Dec. 5, 2008)
Scored 115 points	Auburn 119, Sam Houston State 54 (Dec. 5, 2008)
Scored at least 60 points in a half	62-vs. Sam Houston State (Dec. 5, 2008)
Had 25+ rebound margin	28-Auburn 55, Sam Houston State 27 (Dec. 5, 2008)
Had 20+ rebound margin	22-Auburn 48, South Alabama 26 (Dec. 20, 2009)
Attempted 35 free throws	35-vs. Florida A&M (Nov. 28, 2009)
Attempted 40 free throws	41-vs. Alabama State (Nov. 15, 2006)
Made 30 free throws	31-vs. Northwestern State (31-43) (Dec. 30, 2003)
Had 25 assists	25- vs. Alabama (Jan. 22, 2009)
Had 25 turnovers	25- at Kentucky (Jan. 24, 2010)
Had 25 steals	25- vs. Arkansas-Little Rock (Dec. 2, 2000)
Scored 25 points or less	25- vs. Mercer (1971)
Played an overtime game	at LSU (Jan. 10, 2010)
Won an overtime game	Auburn 64, LSU 62 at Baton Rouge, La. (Jan. 10, 2010)
Lost an overtime game	Florida 71, Auburn 68 (2OT) at Gainesville, Fla. (Jan. 7, 2010)
Played a double overtime game	Florida 71, Auburn 68 at Gainesville, Fla. (Jan. 7, 2010)
Played at least three overtimes	Never
Shot 70% for a half	73.9%, 17-23-vs. Alabama (Jan. 22, 2009)
Shot 60% for a game	vs. Alabama (61.8%, 34-55) (Jan. 22, 2009)
Shot less than 30% for a game	(29.7%, 19-64) at George Washington at Washington, D.C. (Dec. 15, 2010)
Shot 90% from the free throw line (minimum 10 attempts)	(10-10) vs. Mississippi State (Feb. 3, 2008)
Shot 50% from 3-point line	(5-8, 62.5%) vs. Florida in Auburn, Ala. (Jan. 6, 2011)
Shot less than 30% in a half	28.6% in the first half at Chicago State (Dec. 21, 2010)
Shot less than 20% in a half	19.0% in the first half vs. LSU, (Feb. 14, 2010)
Shot 55% or better and lost	58.1%, 25-43-vs. Tennessee, (Jan. 20, 2005)
Made at least 10 3-point field goals	12-17 vs. Colgate (Dec. 5, 2007)
Failed to make a 3-point field goal	0-11 at San Diego State (Dec. 30, 2009)
Had at least 60 rebounds	61 vs. Stephen F. Austin, (Dec. 17, 2007)
Had at least 50 rebounds	52- vs. Mercer in Auburn, Ala. (Nov. 12, 2010)
Scored less than 20 points in a 1st half	18 points vs. Sacred Heart (Nov. 26, 2010)
Scored less than 20 points in a 2nd half	19-vs. Tennessee in the SEC Tournament in North Little Rock, Ark. (Mar. 3, 2006)
Scored less than 50 points in a game	49 at South Florida at Tampa, Fla. (Nov. 22, 2010)

Last Time an Auburn Player...

Scored 40 points	41-Consweila Sparrow vs. South Alabama (Feb. 17, 1998)
Scored 35 points	35-DeWanna Bonner vs. Tennessee (Jan. 25, 2009)
Scored 30 points	32-DeWanna Bonner vs. Ole Miss (Mar. 6, 2009)
Attempted 25 field goals	25-Natasha Brackett (9-25) at LSU (Jan. 30, 2005)
Recorded a double-double	Morgan Toles (10 pts./10 asst.) vs. Jacksonville State in Auburn, Ala., (Dec. 30, 2010)
Recorded a double-double with points and assists	Morgan Toles (10 pts./10 asst.) vs. Jacksonville State in Auburn, Ala., (Dec. 30, 2010)
Recorded consecutive double-doubles	KeKe Carrier (18 pts./10 rebs) vs. Mississippi State (Jan. 3, 2010)
	and (24 pts./12 rebs) vs. Florida in Gainesville, Fla. (Jan. 7, 2010)
Two players recorded a double-double	DeWanna Bonner (32 pts./13 rebs) & Whitney Boddie (15 pts./10 asst.)
	vs. Ole Miss in the SEC Tournament in North Little Rock, Ark. (March 6, 2009)
Had a double-double at halftime	DeWanna Bonner (14 pts./10 rebs.) vs. Ole Miss (Mar. 6, 2009)
Recorded a triple-double	Whitney Boddie (24 pts./11 rebs./12 asst.) vs. Sam Houston State (Dec. 5, 2008)
Had 10 assists	10- Morgan Toles vs. Jacksonville State (Dec. 30, 2010)
Had 15 assists	18-Martha Monk vs. Alabama State (Feb. 18, 1981)
Had 10 blocks	13- Marita Payne vs. Arkansas (Feb. 3, 2005)
Had 5 steals	6-DeWanna Bonner vs. Tennessee (Jan. 25, 2009)
Had 15 rebounds	16-Jordan Greenleaf vs. Mississippi State (Jan. 3, 2010)
Had 20 rebounds	20-Monique Morehouse at LSU (Feb. 4, 1995)
Made 15 field goals	15-Consweila Sparrow (15-16) vs. USA (Feb. 17, 1998)
Two players scored 20 points	Alli Smalley (27 pts.) & KeKe Carrier (20 pts.) vs. Alabama (Jan. 14, 2010)
Two players scored 30 points	Laticia Morris (33 points) & Tara Williams (30 points) vs. South Alabama (Jan. 14, 1997)
Back-to-back 25 point games	Alli Smalley 26 pts. vs. Kentucky (Feb. 28, 2010) & 29 pts. vs. Florida in SEC Tournament in Duluth, Ga. (Mar. 4, 2010)
Only one player scored in double figures	Alli Smalley (21 pts.) at Tennessee (Jan. 28, 2010)
Five players scored in double figures	Alverson (17 pts.), Greenleaf (15 pts.), Tanner (11 pts.), Smalley (11 pts.) & Toles (10 pts.) vs. Jacksonville State (Dec. 30, 2010)
Six players scored in double figures	Carrier (19 pts.), Bonner (18 pts.), Smalley (16 pts.), Boddie (13 pts.), R. Hobbs (13 pts.), Hilliard (13 pts.) & S. Hobbs (10 pts.) vs. Sam Houston State (Dec. 5, 2008)

AUBURN IN THE SEC INDIVIDUAL RANKINGS
(As of Jan. 14, 2011)**Points per Game**

1. Victoria Dunlap (UK).....	17.7
17. Blanche Alverson (AU).....	11.9
19. Alli Smalley (AU).....	11.8
27. Jordan Greenleaf (AU).....	10.1

Rebounds per Game

1. Tierney Jenkins (UA).....	10.7
6. Jordan Greenleaf (AU).....	7.6

Offensive Rebounds per Game

1. Tierney Jenkins (UA).....	4.7
3. Jordan Greenleaf (AU).....	4.2

Defensive Rebounds per Game

1. Porsha Phillips (UGA).....	7.0
-------------------------------	-----

Field Goal Percentage

1. Hannah Tuomi (VU).....	.617
---------------------------	------

Three-Point Percentage

1. Keyla Snowden (UK).....	.444
----------------------------	------

Three-Point FG Made per Game

1. Lindsay Harris (Ark).....	3.1
10. Blanche Alverson (AU).....	1.8
11. Alli Smalley (AU).....	1.7

Free Throw Percentage

1. Hannah Tuomi (VU).....	.783
---------------------------	------

Assists per Game

1. Morgan Toles (AU).....	5.7
---------------------------	-----

Steals per Game

1. Victoria Dunlap (UK).....	3.4
12. Jordan Greenleaf (AU).....	1.7
13. Alli Smalley (AU).....	1.7

Blocked Shots per Game

1. Kelley Cain (UT).....	2.1
10. Jordan Greenleaf (AU).....	1.2

Assist-to-Turnover Ratio

1. Morgan Toles (AU).....	3.2
---------------------------	-----

AUBURN IN THE SEC TEAM RANKINGS

Scoring Offense.....	7th (67.3)
Scoring Defense.....	9th (61.7)
Scoring Margin.....	7th (+5.6)
Free Throw Percentage.....	7th (.650)
Field Goal Percentage.....	7th (.405)
3-Point FG Percentage.....	6th (.323)
Field Goal Percentage Defense.....	10th (.413)
3-Point FG Percentage Defense.....	11th (.364)
Rebounding Offense.....	10th (38.4)
Rebounding Defense.....	7th (36.4)
Rebounding Margin.....	8th (+2.0)
Blocked Shots.....	7th (4.1)
Assists.....	5th (13.9)
Steals.....	3rd (9.9)
Turnover Margin.....	3rd (+4.7)
Assist/Turnover Ratio.....	4th (0.9)
Offensive Rebounds.....	4th (16.4)
Defensive Rebounds.....	11th (22.1)
Three-Point FG Made.....	11th (4.1)

Seven players scored in double figures.....	Carrier (19 pts.), Bonner (18 pts.), Smalley (16 pts.), Boddie (13 pts.)
.....	R. Hobbs (13 pts.), Hilliard (13 pts.) & S. Hobbs (10 pts.) vs. Sam Houston State (Dec. 5, 2008)
Scored 20 points & had 20 rebounds.....	Lauretta Freeman (30 pts/21 rebs.) vs. Alabama, (Feb. 17, 1993)
Two players had 10 rebounds.....	KeKe Carrier (12 rebs.) & Jordan Greenleaf (10 rebs) vs. Florida in Gainesville, Fla. (Jan. 7, 2010)
Three players had 10 rebounds.....	Jordan Greenleaf (12 rebs.), DeWanna Bonner (12 rebs.) & Whitney Boddie (10 rebs.) vs. Oakland (Nov. 21, 2007)
Played every minute.....	Jordan Greenleaf (40 Mins.) vs. Florida, SEC Tournament, Duluth, Ga., (Mar. 4, 2010)
Played more than 40 minutes.....	Alli Smalley (45 mins.), Jordan Greenleaf (43 mins.) & Morgan Toles (41 mins.) at LSU (Jan. 10, 2010)

Last Time an Auburn Opponent...

Shot less than 30% in a game (SEC).....	Alabama - 28.2% in Tuscaloosa, Ala. (Jan. 2, 2011)
Shot less than 30% in a game (Non-conf).....	Alabama A&M - 28.8% in Auburn, Ala. (Dec. 28, 2010)
Shot 60% in a game.....	Vanderbilt 60.4% in Nashville, Tennessee in the SEC Tournament, (Mar. 5, 2004)
Scored 100 points.....	Georgia 102, Auburn 72 in Athens, Ga. (Mar. 3, 1984)
Scored 100 points at Auburn.....	Tuskegee 105, Auburn 98 (20T) (Feb. 12, 1979)
Scored 100 points and Lost.....	Never
Scored 110 points.....	Never
Had 25+ rebound margin.....	Never
Had a 20+ rebound margin.....	Never
Scored less than 20 points in a 1st half.....	Alabama A&M 19 points in Auburn, Ala. (Dec. 28, 2010)
Scored less than 20 points in a 2nd half.....	Mississippi State 17 pts in Starkville, Miss. (Feb. 21, 2010)
Had 50 rebounds.....	50-vs. Tennessee in Knoxville, Tenn., (Jan. 10, 2008)
Had 25 assists.....	25- by Florida International in Miami, Fla. (Dec. 19, 1993)
Had 25 turnovers.....	29- by Alabama A&M in Auburn, Ala. (Dec. 28, 2010)
Had 15 steals.....	15- by Duke in Auburn, Ala. (Nov. 18, 2010)
Had 10 blocks.....	12- by Tennessee (Jan. 10, 2008)
Failed to make a 3-point field goal.....	Alabama A&M 0-7 in Auburn, Ala. (Dec. 28, 2010)
Attempted 35 free throws.....	36- by Arizona 25-36 (Dec. 19, 2000)
Made 30 free throws.....	30- by Arkansas (Jan. 22, 1995)
Made 10 3-point field goals.....	by South Florida 10 3-point FGs, in Tampa, Fla., (Nov. 22, 2010)
Scored under 50 points in a game.....	George Washington 45 points in Washington, D.C. (Dec. 15, 2010)
Scored 40 points or less.....	36- by Mississippi State (Feb. 21, 2010)
Scored 25 points or less.....	25- by Puerto Rico Mayaguez (Dec. 17, 2000)
Scored 11 points or less.....	11- by Montevallo (1973) and 11- by Jeff Davis (1973)

Last Time an Auburn Opponent's Player...

Scored 30 points (non-conference).....	33-Andrea Smith of South Florida in Tampa, Fla. (Nov. 22, 2010)
Scored 30 points (SEC).....	31-Tierney Jenkins of Alabama in Tuscaloosa, Ala. (Jan. 2, 2011)
Scored 35 points.....	38-Lindsay Shearer of Kent State in Kent, Ohio (Nov. 20, 2005)
Attempted 25 field goals.....	27- Jantel Lavender (9-27) of Ohio State (Nov. 23, 2008)
Scored 20 points & had 20 rebounds.....	Young of Baylor in the Women's NIT Championship Game, (20 pts./25 rebs.), (Apr. 4, 2003)
Two players scored 20 points.....	by Ole Miss, Kayla Melson (29 pts) & Shae Nelson (21 pts), (Jan. 13, 2011)
Three players scored 20 points.....	by LSU in Baton Rouge, Chatman (22 pts), Johnson (21 pts) & Lowery (20 pts), (Jan. 12, 1991)
Five players scored in double figures.....	J. Thomas (16 pts), Gray (13 pts), K. Thomas (11 pts), Christmas (10 pts) & Peters (10 pts) of Duke (Nov. 18, 2010)
Six players scored in double figures.....	Smith (15 pts), Bales (14 pts), Foley (11 pts), Williams (10 pts), Currie (10 pts) & Kurz (10 pts) of Duke (Dec. 31, 2004)
Recorded a double-double.....	Tierney Jenkins (31 pts/15 rebs.) of Alabama in Tuscaloosa, Ala. (Jan. 2, 2011)
Recorded a double-double with points and assists.....	Ceira Ricketts of Arkansas in Fayetteville, Ark., (14 pts/13 rebs/12 assts.), (Jan. 18, 2009)
Recorded a triple-double.....	Ceira Ricketts (14 pts./13 rebs./12 asst.) of Arkansas (Jan. 18, 2009)
Two players recorded a double-double.....	Tasha Humphrey (22 pts/14 rebs) & Angel Robinson (14 pts/11 rebs) of Georgia in Athens, Ga. (Feb. 24, 2008)
Had 15 rebounds.....	15- by Alyssia Brewer of Tennessee (Mar. 7, 2009)
Had 20 rebounds.....	20-Sylvia Fowles of LSU (Jan. 28, 2007)
Had 10 assists.....	10-Valencia McFarland of Ole Miss (Jan. 13, 2011)
Had 10 blocks.....	Never
Had 5 blocks.....	5-Azania Stewart of Florida (Jan. 7, 2010)
Had 5 steals.....	5-Tierney Jenkins of Alabama in Tuscaloosa, Ala. (Jan. 2, 2011)
Made 15 field goals.....	15-Chamique Holdsclaw (15-21) of Tennessee (Feb. 1, 1998)
Had 15 assists.....	16-Cindy McMahan of Alabama-Huntsville (Nov. 24, 1980)

AUBURN IN THE SEC INDIVIDUAL RANKINGS
SEC-Only Games
(As of Jan. 14, 2011)
Points per Game

1. Kayla Melson (UM).....	22.8
T13. Blanche Alverson (AU).....	13.8
T16. Jordan Greenleaf.....	13.0
T28. Alli Smalley (AU).....	9.6

Rebounds per Game

1. Victoria Dunlap (UK).....	10.0
T13. Jordan Greenleaf (AU).....	6.2

Offensive Rebounds per Game

1. Tierney Jenkins (UA).....	4.4
8. Jordan Greenleaf (AU).....	3.2

Defensive Rebounds per Game

1. Victoria Dunlap (UK).....	6.8
T13. Blanche Alverson (AU).....	4.0

Field Goal Percentage

1. Ashley Bruner (SC).....	.634
4. Jordan Greenleaf (AU).....	.553
11. Blanche Alverson (AU).....	.481

Three-Point Percentage

1. Khaalidah Miller (UG).....	.611
8. Blanche Alverson (AU).....	.453

Three-Point FG Made per Game

1. Lyndsay Harris (AR).....	3.2
T7. Blanche Alverson (AU).....	2.0
T12. Alli Smalley (AU).....	1.6

Free Throw Percentage

1. Alicia Manning (UT).....	1.000
10. Jordan Greenleaf (AU).....	.765

Assists per Game

1. Morgan Toles (AU).....	6.6
---------------------------	-----

Steals per Game

1. Victoria Dunlap (UK).....	3.5
5. Blanche Alverson (AU).....	2.2
T7. Alli Smalley (AU).....	2.0
T14. Jordan Greenleaf (AU).....	1.6

Blocked Shots per Game

1. Kelley Cain (UT).....	3.2
11. Tyrese Tanner (AU).....	1.2
T12. Blanche Alverson (AU).....	1.0

Assist-to-Turnover Ratio

1. Morgan Toles (AU).....	2.8
---------------------------	-----

AUBURN IN THE SEC TEAM RANKINGS

Scoring Offense.....	2nd (69.6)
Scoring Defense.....	5th (60.8)
Scoring Margin.....	2nd (+ 8.8)
Free Throw Percentage.....	5th (.713)
Field Goal Percentage.....	2nd (.452)
3-Point FG Percentage.....	3rd (.351)
Field Goal Percentage Defense.....	6th (.412)
3-Point FG Percentage Defense.....	6th (.318)
Rebounding Offense.....	7th (37.0)
Rebounding Defense.....	3rd (32.8)
Rebounding Margin.....	4th (+ 4.2)
Blocked Shots.....	3rd (3.8)
Assists.....	1st (15.2)
Steals.....	1st (9.4)
Turnover Margin.....	3rd (+ 2.4)
Assist/Turnover Ratio.....	3rd (1.0)
Offensive Rebounds.....	T7th (13.4)
Defensive Rebounds.....	6th (23.6)
Three-Point FG Made.....	T9th (4.0)

2010-11 Starting Lineups

	Guard (1)	Guard (2)	Guard/Forward (3)	Forward (4)	Forward/Center (5)
MERCER	Morgan Toles	Alli Smalley	Parrisha Simmons	Blanche Alverson	Jordan Greenleaf
FLORIDA STATE	Morgan Toles	Alli Smalley	Parrisha Simmons	Blanche Alverson	Jordan Greenleaf
DUKE	Morgan Toles	Alli Smalley	Parrisha Simmons	Blanche Alverson	Jordan Greenleaf
at South Florida	Morgan Toles	Alli Smalley	Parrisha Simmons	Blanche Alverson	Jordan Greenleaf
vs. Sacred Heart	Morgan Toles	Alli Smalley	Blanche Alverson	Chantel Hilliard	Jordan Greenleaf
vs. Seton Hall	Alli Smalley	Courtney Strain	Tyrese Tanner	Blanche Alverson	Jordan Greenleaf
SOUTH ALABAMA	Morgan Jennings	Alli Smalley	Tyrese Tanner	Blanche Alverson	Jordan Greenleaf
TEMPLE	Morgan Jennings	Alli Smalley	Tyrese Tanner	Blanche Alverson	Jordan Greenleaf
at George Washington	Morgan Toles	Alli Smalley	Parrisha Simmons	Blanche Alverson	Jordan Greenleaf
vs. Purdue	Morgan Toles	Alli Smalley	Parrisha Simmons	Blanche Alverson	Jordan Greenleaf
at Chicago State	Morgan Toles	Alli Smalley	Parrisha Simmons	Blanche Alverson	Jordan Greenleaf
ALABAMA A&M	Morgan Toles	Alli Smalley	Parrisha Simmons	Blanche Alverson	Jordan Greenleaf
JACKSONVILLE STATE	Morgan Toles	Alli Smalley	Parrisha Simmons	Blanche Alverson	Jordan Greenleaf
at Alabama	Morgan Toles	Alli Smalley	Parrisha Simmons	Blanche Alverson	Jordan Greenleaf
FLORIDA	Morgan Toles	Alli Smalley	Parrisha Simmons	Blanche Alverson	Jordan Greenleaf
at Vanderbilt	Morgan Toles	Alli Smalley	Parrisha Simmons	Blanche Alverson	Jordan Greenleaf
OLE MISS	Morgan Toles	Alli Smalley	Parrisha Simmons	Blanche Alverson	Jordan Greenleaf
LSU	Morgan Toles	Alli Smalley	Parrisha Simmons	Blanche Alverson	Jordan Greenleaf

Record by Starting Lineup

Smalley, Strain, Tanner, Alverson, Greenleaf	1-0 (1.000)
Toles, Smalley, Simmons, Alverson, Greenleaf	9-5 (.643)
Jennings, Smalley, Tanner, Alverson, Greenleaf	1-1 (.500)
Toles, Smalley, Alverson, Hilliard, Greenleaf	0-1 (.000)

Game-by-Game Leaders

	Points	Rebounds	Assists	Steals	Blocked Shots
MERCER	16-Smalley/Greenleaf	12-Greenleaf	6-Toles	3-Greenleaf/Jennings	2-Williams
FLORIDA STATE	16-Alverson	9-Greenleaf	7-Toles	3-Three tied	2-Greenleaf/Williams
DUKE	12-Smalley/Toles	7-Alverson	5-Toles	2-Toles/Simmons	None
at South Florida	16-Hilliard	10-Greenleaf	5-Toles/Tanner	1-Greenleaf	1-Greenleaf/Tanner
vs. Sacred Heart	12-Smalley	7-Greenleaf	4-Greenleaf	3-Tanner	1-Greenleaf
vs. Seton Hall	15-Smalley	7-Williams	4-Smalley/Toles	4-Toles	2-Williams
SOUTH ALABAMA	15-Smalley	9-Greenleaf	5-Toles	3-Greenleaf	2-Greenleaf/Tanner
TEMPLE	22-Smalley	12-Greenleaf	4-Greenleaf/Toles	3-Smalley	2-Greenleaf
at George Washington	16-Alverson	11-Greenleaf	7-Toles	3-Jennings	4-Greenleaf
vs. Purdue	18-Smalley	5-Williams	5-Toles	3-Greenleaf	1-four tied
at Chicago State	15-Tanner	12-Greenleaf	7-Toles	3-Greenleaf/Smalley	2-Williams
ALABAMA A&M	15-Greenleaf	7-Toles/Alverson	6-Toles	4-Jennings	3-Alverson/Greenleaf
JACKSONVILLE STATE	17-Alverson	8-Alverson/Williams	10-Toles	4-Smalley	2-Alverson/Williams
at Alabama	19-Greenleaf	9-Alverson/Greenleaf	5-Toles	3-Smalley	3-Alverson
FLORIDA	17-Hilliard	7-Toles	7-Toles	2-Greenleaf/Alverson	2-Greenleaf
at Vanderbilt	12-Alverson	7-Davis	7-Toles	2-Smalley	2-Tanner
OLE MISS	27-Alverson	7-Simmons	8-Toles	4-Greenleaf	1-Smalley/Williams
OLE MISS	12-Greenleaf	9-Greenleaf	6-Toles	4-Alverson	2-Alverson/Tanner

Scoring Breakdown

(Percentage of total points in parentheses)

Opponent	Front Court	Back Court	Sr.	Jr.	So.	Fr.	Starters	Bench
MERCER	47 (59.5)	32 (40.5)	32	11	17	19	46 (58.2)	33 (41.8)
FLORIDA STATE	36 (59.0)	25 (41.0)	21	2	31	7	54 (88.5)	7 (11.5)
DUKE	23 (37.1)	39 (62.9)	20	13	23	6	45 (72.6)	17 (27.4)
at South Florida	39 (79.6)	10 (20.4)	17	17	11	4	28 (57.1)	21 (42.9)
vs. Sacred Heart	9 (17.0)	44 (83.0)	16	14	10	13	31 (58.5)	22 (41.5)
vs. Seton Hall	31 (36.4)	54 (63.5)	17	22	25	21	38 (44.7)	47 (55.3)
SOUTH ALABAMA	36 (48.0)	39 (52.0)	26	14	17	18	42 (56.0)	33 (44.0)
TEMPLE	29 (47.5)	32 (52.5)	31	20	10	0	49 (80.3)	12 (19.7)
at George Washington	16 (30.8)	36 (69.2)	17	10	19	6	38 (73.1)	14 (26.9)
vs. Purdue	6 (10.7)	50 (89.3)	18	11	16	11	40 (71.4)	16 (28.6)
at Chicago State	17 (25.4)	50 (74.6)	12	11	27	17	42 (62.7)	25 (37.3)
ALABAMA A&M	41 (48.8)	43 (51.2)	27	23	25	9	57 (67.9)	27 (32.1)
JACKSONVILLE STATE	30 (38.0)	49 (62.0)	26	6	27	20	55 (69.6)	24 (30.4)
at Alabama	24 (36.4)	42 (63.6)	31	3	15	17	47 (71.2)	19 (28.8)
FLORIDA	37 (50.7)	36 (49.3)	21	23	19	10	46 (63.0)	27 (37.0)
at Vanderbilt	25 (42.4)	34 (57.6)	18	9	18	14	38 (64.4)	21 (35.6)
OLE MISS	24 (28.2)	61 (71.8)	21	11	39	14	63 (74.1)	22 (25.9)
LSU	25 (38.5)	40 (61.5)	22	8	20	15	45 (69.2)	20 (30.8)

Lead-Deficit Comparison

Opponent	Largest Lead	Largest Deficit	Lead Changes	Ties	Result
MERCER	24 (2nd, 15:38)	2 (1st, 19:13)	3	1	W, 79-61
FLORIDA STATE	9 (2nd, 19:36)	10 (1st, 9:55)	9	4	L, 61-67
DUKE	5 (1st, 18:03)	16 (2nd, 3:36)	7	3	L, 62-75
at South Florida	---	19 (1st, 12:01)	0	0	L, 49-67
vs. Sacred Heart	3 (1st, 17:18)	32 (2nd, 9:27)	2	1	L, 53-65
vs. Seton Hall	42 (2nd, 2:58)	1 (1st, 18:57)	2	0	W, 85-51
SOUTH ALABAMA	11 (1st, 0:03)	3 (1st, 10:03)	8	7	W, 75-70
TEMPLE	7 (2nd, 6:27)	10 (1st, 13:26)	4	6	L, 61-62
at George Washington	16 (2nd, 6:59)	1 (1st, 10:53)	2	2	W, 52-45
vs. Purdue	2 (1st, 19:14)	25 (2nd, 8:12)	5	1	L, 56-76
at Chicago State	5 (1st, 16:13)	8 (1st, 0:14)	8	7	W, 67-63
ALABAMA A&M	39 (2nd, 4:45)	---	0	0	W, 84-45
JACKSONVILLE STATE	25 (2nd, 7:25)	2 (1st, 7:42)	2	2	W, 79-60
at Alabama	18 (2nd, 8:12)	3 (1st, 12:37)	5	7	W, 66-55
FLORIDA	17 (2nd, 0:08)	5 (1st, 0:04)	13	6	W, 73-56
at Vanderbilt	---	17 (2nd, 9:07)	0	2	L, 59-67
OLE MISS	15 (2nd, 10:29)	7 (1st, 9:25)	5	4	W, 85-73
LSU	22 (2nd, 11:37)	1 (1st, 17:53)	6	2	W, 65-53

Specialty Statistics (Auburn-Opponent)

Opponent	Bench Points	Points in the Paint	Points off Turnovers	Second Chance Points	Fast Break Points
MERCER	33-12	36-10	27-8	23-18	9-2
FLORIDA STATE	7-15	22-32	29-16	11-18	2-0
DUKE	17-33	10-48	16-25	5-8	2-8
at South Florida	21-10	28-22	7-7	19-9	0-4
vs. Sacred Heart	22-14	26-26	22-21	7-9	8-8
vs. Seton Hall	47-25	40-14	36-7	12-15	10-2
SOUTH ALABAMA	33-14	32-30	17-7	16-10	8-4
TEMPLE	12-8	26-22	18-15	20-10	2-4
at George Washington	14-12	22-22	15-8	17-7	6-10
vs. Purdue	15-11	18-34	17-20	7-11	4-10
at Chicago State	25-17	32-26	13-12	13-6	12-4
ALABAMA A&M	27-23	44-24	39-18	17-7	12-0
JACKSONVILLE STATE	24-6	34-32	24-17	11-16	10-2
at Alabama	19-13	26-24	12-12	12-12	6-2
FLORIDA	27-21	18-30	24-7	14-8	2-0
at Vanderbilt	21-18	26-40	20-17	14-10	4-12
OLE MISS	22-27	28-28	16-19	18-6	2-10
LSU	20-20	28-24	11-9	9-9	6-2

Comparison Statistics (Auburn/Opponent)

Opponent	1st	2nd	Score	Mar	Total FG	FG Pct	3-Pointers	3FG Pct	Free Throws	FT Pct	Reb.	Mar	Assist	TO	Bk	Stl	Fouls
MERCER	40/20	39/41	79-61	+18	28- 72 /21-62	.389/.339	6- 20 /9-23	.300/.391	17-27/10-17	.630/.588	52 /41	+11	18/11	13/19	6/2	15/4	17/17
FLORIDA STATE	30/23	31/44	61-67	(6)	25-66/22-53	.379/.415	4-10/5-15	.400/.333	7-13/18-22	.538/.818	29/47	(18)	12/10	17/ 29	6/2	12/6	19/18
DUKE	29/39	33/36	62-75	(13)	20-50/30-60	.400/.500	6-17/4-18	.353/.222	16-24/11-13	.667/.846	31/31	--	13/10	21/17	0/5	8/15	17/19
at South Florida	24/36	25/31	49-67	(18)	18-62/26-49	.290/.531	2-13/10-19	.154/.526	11-17/5-9	.647/. 556	39/35	+4	9/21	10/11	2/7	1/4	16/15
vs. Sacred Heart	18/38	35/27	53-65	(12)	20-64/24- 47	.313/.511	2-12/8-17	.167/.471	11-23/9-14	.478/.643	34/42	(8)	8/9	15/27	1/3	9/7	12/19
vs. Seton Hall	42/28	43/23	85 -51	+34	34 -64/16-51	.531 /.314	4-12/7-18	.333/.389	13-24/12-18	.542/.667	36/38	(2)	16/7	17/31	2/ 1	12/6	18/22
SOUTH ALABAMA	42/31	33/39	75-70	+5	27-62/27-53	.435/.509	2-7/7-12	.286/.583	19-28/9-13	.679/.692	33/36	(3)	13/14	9 /17	6/2	9 /0	19/20
TEMPLE	33/33	28/29	61-62	(1)	20-59/23-59	.339/.390	6-14/8-21	.429/.381	15-23/8-12	.652/.667	42/39	+3	13/11	15/14	3/4	5/6	15/22
at GWU	25 / 15	27/30	52 - 45	+7	19-64/18-54	.297/.333	6-13/3-13	.462/.231	8-16/6-6	.500/1.000	49/36	+13	14/12	11/15	7/6	9/6	10 /17
vs. Purdue	29/40	27/36	56-76	(20)	19-62/24-48	.306/.500	7 -16/5-13	.438/.385	11-17/23-28	.647/.821	33/42	(9)	8/12	15/19	4/5	11/7	21/19
at Chicago State	24/32	43/31	67-63	+4	22-61/21-54	.361/.389	2-10/5-8	.200/.625	21 - 32 /16-25	.656/.640	42/39	+3	10/16	11/15	3/3	9/6	20 / 25
ALABAMA A&M	43 /19	41/26	84 - 45	+39	33-70/ 15 -52	.471/.288	2-10/ 0 -7	.200/ .000	16-20/15-21	.800 /.714	49/31	+18	17/9	21/ 29	8 /1	18 /9	17/17
JACKSONVILLE ST.	34/29	45/31	79-60	+19	34 -67/25-65	.507/.385	4-15/6-19	.267/.316	7-9/ 4 -5	.778/.800	38-35	+3	23 /8	15/19	7/ 1	14/7	12/12
at Alabama	28/25	38/30	66-55	+11	27-59/20-71	.458/ .282	3-10/3-20	.300/.150	9-14/12-16	.643/.750	45-42	+3	11/12	21/14	5/2	4/8	13/15
FLORIDA	28/33	45/ 23	73-56	+17	25-50/22-53	.500/.415	5-8/5-11	.625 /.455	18-24/7-10	.750/.700	34 - 25	+9	16/13	15/17	4/1	9/10	13/21
at Vanderbilt	22/29	37/38	59-67	(8)	23-63/26-50	.365/.520	3-14/3-9	.214/.333	10-13/12-18	.769/.667	36-36	--	13/14	17/20	3/5	11/8	19/18
OLE MISS	36/33	49 /40	85 -73	+12	31-62/27-51	.500/.529	7 -17/7-13	.412/.538	16-23/12-16	.696/.750	34-24	+10	20/15	12/18	2/ 1	13/6	15/17
LSU	32/31	33/32	65-53	+12	27-60/19-52	.450/.365	2-8/3-13	.250/.231	9-13/12-16	.692/.750	35-37	(2)	16/11	12/20	5/2	10/3	14/11

AUBURN IN THE NCAA INDIVIDUAL RANKINGS
(Through Games as of Jan. 14, 2010)**Points per Game**

1. Dawn Evans (James Madison) 25.3

Rebounds per Game1. Courtney Hurt (Virginia Commonwealth) 13.3
179. Jordan Greenleaf (Auburn) 7.6**Field Goal Percentage**

1. Carolyn Swords (Boston College)724

Three-Point Percentage

1. Alli Heller (Rider)513

Three-Point FG Made per Game1. Ce'Monay Newell (Texas-Pan American) 3.9
200. Blanche Alverson (Auburn) 1.8**Free Throw Percentage**

1. Emily London (Samford)962

Assists per Game1. Courtney Vandersloot (Gonzaga) 9.2
21. Morgan Toles (Auburn) 5.7**Steals per Game**

1. Kevi Luper (Oral Roberts) 3.8

Blocked Shots per Game1. Louella Tomlinson (St. Mary's) 5.1
192. Jordan Greenleaf (Auburn) 1.2**Assist-to-Turnover Ratio**1. Cetera DaGraffenreid (North Carolina) 4.29
3. Morgan Toles (Auburn) 3.19**AUBURN IN THE NCAA TEAM RANKINGS**
(Out of 333 teams)Scoring Offense 111th (67.3)
National Leader: North Carolina (85.5)Scoring Defense 134th (61.7)
National Leader: West Virginia (48.3)Scoring Margin 98th (+5.6)
National Leader: Baylor (+33.1)Rebound Margin 113th (+2.0)
National Leader: Syracuse (+17.6)Field Goal Percentage 127th (.405)
National Leader: Connecticut (.504)Field Goal Percentage Defense 253rd (.413)
National Leader: Baylor (.309)Free Throw Percentage 236th (.650)
National Leader: Milwaukee (.802)Three-Point Field Goal Percentage 132nd (.323)
National Leader: Penn State (.453)Three-Point Field Goal Percentage Defense 314th (.364)
National Leader: Fairleigh Dickinson (.219)Three-Point Field Goal Made 266th (4.1)
National Leader: Fresno State (9.4)Assists per Game 119th (13.9)
National Leader: Gonzaga (19.9)Blocked Shots per Game 77th (4.1)
National Leader: Baylor (7.2)Steals per Game 79th (9.9)
National Leader: Miami (Fla.) (15.6)Turnovers per Game 21st (14.8)
National Leader: Marist (11.2)Personal Fouls per Game 84th (15.9)
National Leader: Wyoming (11.4)Assist/Turnover Ratio 44th (0.94)
National Leader: Marist (1.38)Turnover Margin 31st (+4.67)
National Leader: Texas A&M (+11.81)**2010-11 Auburn Superlatives...****First Half**Most points scored in the first half 43, vs. Alabama A&M (12-28-10)
Fewest points scored in the first half 18, vs. Sacred Heart (11-26-10)
Fewest points allowed in the first half 15, at George Washington (12-15-10)
Most points allowed in the first half 40, vs. Purdue (12-18-10)
Best FG % in the first half545, vs. Seton Hall (11-27-10)
Worst FG % in the first half222, at South Florida (11-22-10)
Best FG % by an opponent in the first half632, at Vanderbilt (1-9-11)
Worst FG % by an opponent in the first half179, at George Washington (12-15-10)
Most rebounds in the first half 31, at George Washington (12-15-10)
Fewest rebounds in the first half 15, vs. Duke (11-18-10) and vs. LSU (1-16-11)
Most rebounds by an opponent in the first half 22, vs. Florida State (11-15-10)
Fewest rebounds by an opponent in the first half 12, vs. Ole Miss (1-13-11)**Second Half**Most points scored in the second half 49, vs. Ole Miss (1-13-11)
Fewest points scored in the second half 25, at South Florida (11-22-10)
Fewest points allowed in the second half 23, vs. Seton Hall (11-27-10) and Florida (1-6-11)
Most points allowed in the second half 44, vs. Florida State (11-15-10)
Best FG % in the second half606, vs. Jacksonville State (12-30-10)
Worst FG % in the second half269, vs. Temple (12-4-10)
Best FG % by an opponent in the second half583, vs. Ole Miss (1-13-11)
Worst FG % by an opponent in the second half208, vs. Seton Hall (11-27-10)
Most rebounds in the second half 26, vs. Mercer (11-12-10)
Fewest rebounds in the second half 11, vs. Florida State (11-15-10)
Most rebounds by an opponent in the second half 25, vs. Florida State (11-15-10) and at Alabama (1-2-11)
Fewest rebounds by an opponent in the second half 11, vs. Florida (1-6-11)**Game**Most points scored 85, vs. Seton Hall (11-27-10) and Ole Miss (1-13-11)
Fewest points scored 49, at South Florida (11-22-10)
Most points allowed 76, vs. Purdue (12-18-10)
Fewest points allowed 45, at George Washington (12-15-10) and Alabama A&M (12-28-10)
Best FG %531, vs. Seton Hall (11-27-10)
Worst FG %290, at South Florida (11-22-10)
Best FG % by an opponent531, at South Florida (11-22-10)
Worst FG % by an opponent282, at Alabama (1-2-11)
Most rebounds 52, vs. Mercer (11-12-10)
Fewest rebounds 29, vs. Florida State (11-15-10)
Most rebounds by an opponent 47, vs. Florida State (11-15-10)
Fewest rebounds by an opponent 24, vs. Ole Miss (1-13-11)**Miscellaneous**Largest margin of victory 39, vs. Alabama A&M (12-28-10)
Smallest margin of victory 5, vs. South Alabama (12-2-10)
Largest margin of defeat 20, vs. Purdue (12-18-10)
Smallest margin of defeat 1, vs. Temple (12-4-10)
Largest halftime lead 24, vs. Alabama A&M (12-28-10)
Smallest halftime lead 3, at Alabama (1-2-11) and vs. Ole Miss (1-13-11)
Last time tied at halftime vs. Temple (12-4-10)
Largest halftime deficit 20, vs. Sacred Heart (11-26-10)
Smallest halftime deficit 5, vs. Florida (1-6-11)
Largest rebounding margin 18, vs. Alabama A&M (12-28-10)
Smallest rebounding margin 2, vs. Seton Hall (11-27-10)
Last time tied in rebounding vs. Vanderbilt (01-09-11)
Opponent's largest rebounding margin 18, vs. Florida State (11-15-10)
Opponents smallest rebounding margin 2, vs. LSU (1-16-11)

2010-11 Auburn Individual Highs...**First Half**

Points.....	16, Blanche Alverson vs. Ole Miss (1-13-11)
Field Goals Made.....	7, Blanche Alverson vs. Ole Miss (1-13-11)
Field Goal Attempts.....	11, Smalley vs. Alabama A&M (12-28-10) and Alverson vs. Ole Miss (1-13-11)
Field Goal Percentage.....	.800 (4-of-5), Jassany Williams vs. South Alabama (12-2-10)
3-Point Field Goals Made.....	3, Blanche Alverson on three occasions
3-Point Field Goal Attempts.....	7, Blanche Alverson vs. Mercer (11-12-10)
3-Point Field Goal Percentage.....	.750 (3-of-4), Blanche Alverson vs. Florida (1-6-11)
Free Throws Made.....	5, Parrisha Simmons vs. South Alabama (12-2-10)
Free Throws Attempted.....	6, Parrisha Simmons vs. South Alabama (12-2-10)
Free Throw Percentage.....	1.000 (2-of-2), on 12 occasions
Rebounds.....	8, Jordan Greenleaf at George Washington (12-15-10)
Assists.....	6, Morgan Toles vs. Jacksonville State (12-30-10)
Blocked Shots.....	3, Jordan Greenleaf vs. Alabama A&M (12-28-10)
Steals.....	3, on six occasions

Second Half

Points.....	16, Jordan Greenleaf vs. Mercer (11-12-10)
Field Goals Made.....	6, Jordan Greenleaf vs. Mercer (11-12-10)
Field Goal Attempts.....	10, Williams vs. Mercer (11-12-10) and Smalley at GW (12-15-10)
Field Goal Percentage.....	.800 (4-of-5), on four occasions
3-Point Field Goals Made.....	3, Smalley at GW (12-15-10) and Alverson vs. Ole Miss (1-13-11)
3-Point Field Goal Attempts.....	5, Alli Smalley at George Washington (12-15-10)
3-Point Field Goal Percentage.....	.750 (3-of-4), Blanche Alverson vs. Ole Miss (1-13-11)
Free Throws Made.....	5, Chantel Hilliard vs. Florida (1-6-11)
Free Throws Attempted.....	6, Smalley vs. Temple (12-4-10) and Hilliard vs. Florida (1-6-11)
Free Throw Percentage.....	1.000, on five occasions
Rebounds.....	10, Jordan Greenleaf vs. Mercer (11-12-10)
Assists.....	5, Morgan Toles vs. Alabama A&M (12-28-10) and vs. Florida (1-6-11)
Blocked Shots.....	2, on five occasions
Steals.....	3, on five occasions

Game

Points.....	27, Blanche Alverson vs. Ole Miss (1-13-11)
Field Goals Made.....	11, Blanche Alverson vs. Ole Miss (1-13-11)
Field Goal Attempts.....	17, Smalley vs. Temple (12-4-10) and Alverson vs. Ole Miss (1-13-11)
Field Goal Percentage.....	.857 (6-of-7), Jordan Greenleaf vs. Alabama A&M (11-22-10)
3-Point Field Goals Made.....	5, Blanche Alverson vs. Ole Miss (1-13-11)
3-Point Field Goal Attempts.....	9, Blanche Alverson vs. Mercer (11-12-10)
3-Point Field Goal Percentage.....	.750 (3-of-4), Alli Smalley vs. Seton Hall (11-27-10)
Free Throws Made.....	7, Chantel Hilliard vs. Florida (1-6-11)
Free Throws Attempted.....	8, Chantel Hilliard vs. Florida (1-6-11)
Free Throw Percentage.....	1.000, on four occasions
Rebounds.....	12, Greenleaf vs. Mercer (11-12-10), vs. Temple (12-4-10) and at CSU (12-21-10)
Assists.....	10, Morgan Toles vs. Jacksonville State (12-30-10)
Blocked Shots.....	4, Jordan Greenleaf at George Washington (12-15-10)
Steals.....	4, on five occasions

Minimums: FG % (min. 5 attempts), 3FG % (min. 3 attempts), FT % (min 3 attempts)

2010-11 Opponent Individual Highs...**First Half**

Points.....	20, Andrea Smith of South Florida (11-22-10)
Field Goals Made.....	7, Andrea Smith of South Florida (11-22-10)
Field Goal Attempts.....	11, Smith of South Florida (11-22-10) and Jenkins of Alabama (1-2-11)
Field Goal Percentage.....	1.000 (6-of-6), Hannah Tuomi of Vanderbilt (1-9-11)
3-Point Field Goals Made.....	5, Andrea Smith of South Florida (11-22-10)
3-Point Field Goal Attempts.....	7, Andrea Smith of South Florida (11-22-10)
3-Point Field Goal Percentage.....	.800 (4-of-5), Shae Nelson of Ole Miss (1-13-11)
Free Throws Made.....	5, Whiquita Tobar of Alabama A&M (12-28-10)
Free Throws Attempted.....	7, Whiquita Tobar of Alabama A&M (12-28-10)
Free Throw Percentage.....	1.000 (4-of-4), LaSondra Barrett of LSU (1-16-11)
Rebounds.....	8, Danielle Vaughn of Jacksonville State (12-30-10)
Assists.....	6, Valencia McFarland of Ole Miss (1-13-11)
Blocked Shots.....	3, Porche Grant of South Florida (11-22-10)
Steals.....	3, Shey Peddy of Temple (12-4-10)

Second Half

Points.....	21, Kayla Melson of Ole Miss (1-13-11)
Field Goals Made.....	7, Williams of Mercer (11-12-10) and Melson of Ole Miss (1-13-11)
Field Goal Attempts.....	12, Briana Williams of Mercer (11-12-10)
Field Goal Percentage.....	.800 (4-of-5), Krystal Thomas of Duke (11-18-10)
3-Point Field Goals Made.....	5, Briana Williams of Mercer (11-12-10)
3-Point Field Goal Attempts.....	8, Briana Williams of Mercer (11-12-10)
3-Point Field Goal Percentage.....	.750 (3-of-4), Shae Nelson of Ole Miss (1-13-11)
Free Throws Made.....	9, Alexa Deluzio of Florida State (11-15-10)
Free Throws Attempted.....	9, Alexa Deluzio of Florida State (11-15-10)
Free Throw Percentage.....	1.000, on three occasions
Rebounds.....	8, Tierney Jenkins of Alabama (1-2-11)
Assists.....	5, Sharnea Boykin of Mercer (11-12-10)
Blocked Shots.....	2, Ivy Abiona of George Washington (12-15-10)
Steals.....	4, Tierney Jenkins of Alabama (1-2-11)

Game

Points.....	33, Andrea Smith of South Florida (11-22-10)
Field Goals Made.....	12, Smith of South Florida (11-22-10) and Jenkins of Alabama (1-2-11)
Field Goal Attempts.....	22, Andrea Smith of South Florida (11-22-10)
Field Goal Percentage.....	.667 (6-of-9), Natasha Howard of Florida State (11-15-10)
3-Point Field Goals Made.....	8, Andrea Smith of South Florida (11-22-10)
3-Point Field Goal Attempts.....	13, Andrea Smith of South Florida (11-22-10)
3-Point Field Goal Percentage.....	.778 (7-of-9), Shae Nelson of Ole Miss (1-13-11)
Free Throws Made.....	9, Alexa Deluzio of Florida State (11-15-10)
Free Throws Attempted.....	10, Beckel of Chicago State (12-21-10) and Jenkins of Alabama (1-2-11)
Free Throw Percentage.....	1.000 (9-of-9), Alexa Deluzio of Florida State (11-15-10)
Rebounds.....	15, Tierney Jenkins of Alabama (1-2-11)
Assists.....	10, Valencia McFarland of Ole Miss (1-13-11)
Blocked Shots.....	4, Porche Grant of South Florida (11-22-10)
Steals.....	5, Tierney Jenkins of Alabama (1-2-11)

Minimums: FG % (min. 5 attempts), 3FG % (min. 3 attempts), FT % (min 3 attempts)

Auburn Career Records

Games Played

Rk	Player	Years	G
1	Ruthie Bolton	85-89	132
	Linda Godby	86-90	132
3	Vickie Orr	85-89	131
4	Kendall Mago	88-92	130
5	Sharon Stewart	84-88	129
	Sherell Hobbs	05-09	129
7	Mae Ola Bolton	84-88	128
8	DeWanna Bonner	05-09	126
9	Lori Monroe	79-83	124
10	Charlene Thomas	83-87	123
	Chantel Tremiere	87-91	123
--	Jordan Greenleaf	06-pres.	119
--	Alli Smalley	07-pres.	115

Games Started

Rk	Player	Years	GS
1	Vickie Orr	85-89	128
2	DeWanna Bonner	05-09	126
3	Debra Larkin	81-85	119
4	Kristen Mulligan	92-96	118
	Le'Coe Willingham	99-04	118
6	Tiffany Krantz	96-00	116
7	Helene Baroody	83-87	110
8	Samantha Williams	91-96	108
	Jordan Greenleaf	06-pres.	108
10	Becky Jackson	80-84	107
--	Alli Smalley	07-pres.	102

Field Goals

Rk	Player	Years	FG
1	Becky Jackson	80-84	864
2	Vickie Orr	85-89	864
3	Marianne Merritt	75-79	837
4	DeWanna Bonner	05-09	744
5	Angie Hannah	79-82	735
6	Mae Ola Bolton	84-88	697
7	Carolyn Jones	88-91	645
8	Natasha Brackett	01-05	641
9	Linda Godby	86-90	590
10	Lori Monroe	79-83	562

Field Goal Attempts

Rk	Player	Years	FGA
1	Marianne Merritt	75-79	1,795
2	DeWanna Bonner	05-09	1,633
3	Vickie Orr	85-89	1,528
4	Natasha Brackett	01-05	1,514
5	Becky Jackson	80-84	1,435
6	Angie Hannah	79-82	1,396
7	Mae Ola Bolton	84-88	1,371
8	Carolyn Jones	88-91	1,353
9	Alli Smalley	07-pres.	1,294
10	Lori Monroe	79-83	1,242

Field Goal PCT. (200 att.)

Rk	Player	Years	PCT
1	Becky Jackson	80-84	.602 (864-1435)
2	Consweila Sparrow	97-00	.590 (451-764)
3	Vickie Orr	85-89	.565 (864-1528)
4	KeKe Carrier	05-10	.555 (417-751)
5	Lindy Godby	86-90	.550 (590-1072)
6	Sharon Stewart	84-88	.543 (458-843)
7	Charlene Thomas	83-87	.536 (428-799)
8	Angie Hannah	79-82	.527 (735-1396)
9	C. C. Hayden	89-92	.526 (533-1013)
10	Le'Coe Willingham	99-04	.526 (552-1050)

3-Point Field Goals

Rk	Player	Years	3FG
1	Alli Smalley	07-pres.	202
2	Tiffany Krantz	96-00	184
3	Natasha Brackett	01-05	171
4	Samantha Williams	92-96	161
5	Kristen Mulligan	92-96	149
6	Carolyn Jones	88-91	103
7	Shana Askew	97-01	94
8	Tamela McCorvey	06-08	90
9	Lynn Stevenson	87-91	83
10	DeWanna Bonner	05-09	74
--	Blanche Alverson	09-pres.	73

3-Point Field Goal Attempts

Rk	Player	Years	ATT
1	Alli Smalley	07-pres.	587
2	Natasha Brackett	01-05	545
3	Tiffany Krantz	96-00	520
4	Samantha Williams	92-96	500
5	Kristen Mulligan	92-96	370
6	Shana Askew	97-01	332
7	Nitasha Brown	02-06	271
8	Tamela McCorvey	06-08	270
9	Carolyn Jones	88-91	248
10	DeWanna Bonner	05-09	244
--	Blanche Alverson	09-pres.	230

3-Point Field Goals Pct. (100 Att.)

Rk	Player	Years	Pct.
1	Carolyn Jones	88-91	.415 (103-248)
2	Kristen Mulligan	92-96	.403 (149-370)
3	Suzette Sargeant	90-92	.388 (57-147)
4	Lynn Stevenson	86-91	.376 (83-221)
5	LaRita Spencer	99-01	.364 (59-162)
6	Louise Emeagi	02-05	.359 (78-217)
7	Tiffany Krantz	96-00	.354 (184-520)
8	Alli Smalley	07-pres.	.344 (202-587)
9	Joanna Clayden	05-07	.337 (62-184)
10	Tamela McCorvey	06-08	.333 (90-270)

Free Throws

Rk	Player	Years	FT
1	DeWanna Bonner	05-09	600
2	Carolyn Jones	88-91	438
3	Consweila Sparrow	97-00	346
	Le'Coe Willingham	99-04	346
5	Becky Jackson	80-84	340
6	Vickie Orr	85-89	307
	Marianne Merritt	75-79	305
8	Tasha Hamilton	97-01	296
9	Lori Monroe	79-83	291
10	Debra Larkin	81-85	278

Free Throw Attempts

Rk	Player	Years	FT
1	DeWanna Bonner	05-09	755
2	Carolyn Jones	88-91	541
3	Becky Jackson	80-84	520
4	Consweila Sparrow	97-00	491
5	Marianna Merritt	75-79	488
6	Le'Coe Willingham	99-04	487
7	Lori Monroe	79-83	453
8	Tasha Hamilton	97-01	441
9	Vickie Orr	85-89	433
10	Sharon Stewart	84-88	385

Free Throw Pct. (150 Att.)

Rk	Player	Years	Pct.
1	Carolyn Jones	88-91	.810 (438-541)
2	Kristen Mulligan	92-96	.796 (191-240)
3	DeWanna Bonner	05-09	.795 (600-777)
4	Laticia Morris	95-97	.787 (233-296)
5	Whitney Boddie	05-09	.777 (219-282)
6	Linda Godby	86-90	.774 (185-239)
7	Brenda Hill	82-83	.768 (208-271)
8	Helene Baroody	83-87	.767 (155-202)
9	Patrena Scruggs	87-89	.749 (128-171)
10	Tonia Trail	93-97	.741 (172-232)

Scoring Average (30 games)

Rk	Player	Years	PPG
1	Marianne Merritt	75-79	20.4
2	Carolyn Jones	88-91	18.3
3	Becky Jackson	80-84	17.8
4	DeWanna Bonner	05-09	17.2
5	Vickie Orr	85-89	15.5
6	Consweila Sparrow	97-00	14.5
7	Natasha Brackett	01-05	14.0
8	C.C. Hayden	89-92	13.6
9	Angie Hannah	78-82	13.3
	Brenda Hill	81-85	13.3

Auburn Career Records

Points

Rk	Player	Years	Points
1	DeWanna Bonner	05-09	2,162
2	Becky Jackson	80-84	2,068
3	Vickie Orr	85-89	2,035
4	Marianne Merritt	75-79	1,979
5	Carolyn Jones	88-91	1,831
6	Natasha Brackett	01-05	1,716
7	Mae Ola Bolton	84-88	1,616
8	Angie Hannah	78-82	1,583
9	Le'Coe Willingham	99-00, 01-03	1,475
10	Alli Smalley	07-pres	1,419
11	Lori Monroe	79-83	1,415
12	Tasha Hamilton	97-01	1,402
13	Sherell Hobbs	05-09	1,372
14	Linda Godby	86-90	1,365
15	Debra Larkin	81-85	1,310
16	C. C. Hayden	89-92	1,306
17	Conswella Sparrow	97-00	1,249
18	Brenda Hill	81-85	1,222
19	M. Morehouse	92-96	1,191
20	Lauretta Freeman	89-93	1,188
21	Sharon Stewart	84-88	1,184
22	Ruthie Bolton	85-89	1,176
23	Tiffany Krantz	96-00	1,136
24	Samantha Williams	92-96	1,106
25	KeKe Carrier	05-10	1,017
26	Helene Baroody	83-87	1,011
27	Tara Williams	95-97	988
28	Diann McNeil	84-88	982
29	Laticia Morris	95-97	971
30	Charlene Thomas	83-87	963

Rebounds

Rk	Player	Years	Points
1	Becky Jackson	80-84	1,118
2	DeWanna Bonner	05-09	1,047
3	Lori Monroe	79-83	1,015
4	Vickie Orr	85-89	1,006
5	Lauretta Freeman	89-93	976
6	Marianne Merritt	75-79	972
7	Le'Coe Willingham	99-00, 01-03	927
8	M. Morehouse	92-96	792
9	Charlene Thomas	84-87	761
10	Sharon Stewart	84-88	757
11	C.C. Hayden	89-92	749
	Kendall Mago	88-92	749
13	Jordan Greenleaf	06-pres	726
14	Tasha Hamilton	97-01	663
15	Mae Ola Bolton	84-88	653
16	Marita Payne	02-06	630
17	Sherell Hobbs	05-09	612
18	Brenda Hill	82-85	604
19	KeKe Carrier	05-10	600
20	Angie Hannah	78-82	588

Rebounding Average (30 games)

Rk	Player	Years	RPG
1	Marianne Merritt	75-79	10.0
2	Becky Jackson	80-84	9.6
3	DeWanna Bonner	05-09	8.3
4	Lauretta Freeman	89-93	8.0
5	Lori Monroe	79-83	7.9
6	C.C. Hayden	89-92	7.8
7	Vickie Orr	85-89	7.7
	Le'Coe Willingham	99-00, 01-03	7.7
9	Mae Ola Bolton	84-88	6.8
10	M. Morehouse	92-96	6.8

Assists

Rk	Player	Years	AST
1	Whitney Boddie	05-09	603
2	Renae Halbrooks	78-82	593
3	Helene Baroody	83-87	587
4	Kristen Mulligan	92-96	551
5	Ruthie Bolton	85-89	526
6	Martha Monk	79-81	525
7	Chantel Tremitiere	87-91	490
8	Tiffany Krantz	96-00	414
9	Debra Larkin	81-85	386
10	Samantha Williams	91-96	323

Assist Average (30 games)

Rk	Player	Years	APG
1	Martha Monk	79-81	8.3
2	Whitney Boddie	05-09	5.9
3	Renae Halbrooks	78-82	5.5
4	Helene Baroody	83-87	5.1
5	Morgan Toles	09-pres	4.9
6	Kristen Mulligan	92-96	4.7
7	Ruthie Bolton	85-89	4.0
8	Chantel Tremitiere	87-91	4.0
9	LaRita Spencer	99-01	3.6
10	Tiffany Krantz	96-00	3.5
11	Debra Larkin	81-85	3.2

Blocks

Rk	Player	Years	BLK
1	Marita Payne	02-06	377
2	KeKe Carrier	05-present	216
3	Linda Godby	86-90	199
4	Vickie Orr	85-89	191
5	Lori Monroe	79-83	141
6	DeWanna Bonner	05-09	139
7	Jordan Greenleaf	06-pres	133
8	Brenda Hill	81-85	126
9	Becky Jackson	80-84	120
10	Lauretta Freeman	89-93	114

Steals

Rk	Player	Years	STL
1	Mae Ola Bolton	85-88	282
2	Kristen Mulligan	93-96	253
3	Ruthie Bolton	86-89	246
4	Debra Larkin	82-85	242
5	Helene Baroody	84-87	240
6	Sherell Hobbs	05-09	231
7	DeWanna Bonner	05-09	208
8	Natasha Brackett	01-05	202
9	Carolyn Jones	89-91	192
10	Whitney Boddie	05-09	183



Nell FORTNER

Head Coach

Seventh Season

Jackson, Miss • Texas, 1981

- Coached Auburn to its first SEC title in 20 years during 2008-09 season
- Produced Auburn's first SEC Player of the Year since 1988 in DeWanna Bonner
- Has an overall record of 144-91 for a .613 winning percentage
- Sports a 701-242 (.743) record as a head coach, assistant coach and player at all levels (college, professional, international)
- Coached teams to 11 NCAA Tournament appearances, eight as an assistant coach and three as a head coach
- 2000 USA Basketball Coach of the Year
- 1997 and 2009 Basketball Times National Coach of the Year
- 2009 Russell Athletic/WBCA Region III Coach of the Year
- 1997 Big Ten Coach of the Year
- 2009 SEC Coach of the Year
- Led the U.S. National Team to a gold medal in the 2000 Olympics
- Coached 10 different U.S. squads to a 101-14 (.878) record
- Served as an assistant coach for the U.S. National Team that won a gold medal at the 1996 Olympics
- Coached three players to State Farm/WBCA All-America honors
- Coached eight players to 10 all-conference honors
- Coached Auburn to three straight 20-win seasons, including a 30-win season in 2009 - Auburn's first in 20 years
- Produced two WNBA draft picks (DeWanna Bonner and Whitney Boddie) out of her first recruiting class at Auburn
- Spent three years as Head Coach and General Manager of the WNBA's Indiana Fever, leading the team to the playoffs in her second season
- As an assistant coach at Louisiana Tech, helped the team to the Elite Eight in 1993 and the National Championship game in 1994
- Spent four years as a studio analyst with ESPN (2001-04, 2005 WNBA Playoffs)

All-time record as player and coach at all levels:	701-242 (.743)	29 years
Record as a WNBA coach:	42-56 (.429)	3 seasons
Record as USA Head Coach:	101-14 (.878)	4 years
Record as a collegiate player:	127-26 (.830)	4 seasons
Record as a collegiate coach:	379-146 (.722)	16 seasons
Record as a collegiate assistant coach:	235-55 (.810)	9 seasons
Record as a collegiate head coach:	144-91 (.613)	8 seasons
Record at Auburn:	127-80 (.614)	7 seasons
SEC Record:	44-47 (.484)	7 seasons

Fortner Year-by-Year

Texas, Player (1977-81)

Year	Record	Conf.	Other Information
1977-78	29-10	--	5th AIAW
1978-79	37-4	--	3rd AIAW
1979-80	33-4	--	5th AIAW
1980-81	28-8	--	9th AIAW

Stephen F. Austin, Graduate Assistant/Assistant (1986-90)

Year	Record	Conf.	Other Information
1986-87	25-6	9-1	WNIT Third Round
1987-88	29-5	13-1	Southland Champions NCAA Second Round
1988-89	30-4	13-1	Southland Champions NCAA Regional Finalist
1989-90	28-3	14-0	Southland Champions NCAA Regional Finalist

Louisiana Tech, Assistant Coach (1990-95)

Year	Record	Conf.	Other Information
1990-91	18-12	9-3	American South Conference Runner-Up NCAA First Round
1991-92	20-10	12-4	NCAA First Round
1992-93	26-6	13-1	Sun Belt Conference Champion NCAA Elite Eight
1993-94	31-4	14-0	Sun Belt Conference Champion NCAA Runner-up
1994-95	28-5	13-1	Sun Belt Conference Champion NCAA Sweet 16

USA Basketball, Assistant Coach (1995-96)

52-0 Overall Record (1.000)

Purdue, Head Coach (1996-97)

Year	Record	Conf.	Other Information
1996-97	17-11	12-4	Big Ten Co-Champions NCAA Second Round

USA Basketball, Head Coach (1997-2000)

101-14 Overall Record (.878)

Indiana Fever (WNBA), Head Coach (2001-03)

Year	Record	Conf.	Other Information
2001	10-22	--	
2002	16-16	--	WNBA Playoffs First Round
2003	16-18	--	

Auburn, Head Coach (2004-present)

Year	Record	Conf.	Other Information
2004-05	16-13	6-8	
2005-06	14-15	4-10	
2006-07	21-13	6-8	WNIT Quarterfinals
2007-08	20-12	7-7	NCAA First Round
2008-09	30-4	12-2	SEC Champions SEC Tournament Runner-Up NCAA Second Round
2009-10	15-16	5-11	
2010-11	11-7	4-1	



Jordan GREENLEAF

#21

Senior • Forward • 6-1

Rex, Ga.

Morrow High School

NOTES:

- Scored career-high 19 points at Alabama
- Averaging 13.6 points per game over the last six games
- Ranks 6th in the SEC in rebounding (7.6) and 3rd in offensive rebounding (4.2); also ranks 10th in blocks (1.2) and 12th in steals (1.7)
- Has two double-doubles on the season, most-recently scoring 13 points with 10 rebounds at South Florida
- Pulled down season-high 12 rebounds against Mercer, Temple and at Chicago State
- Is 23 rebounds from tying Kandall Mago and C.C. Hayden for 11th all-time at Auburn in career rebounding
- Is 6 blocks away from tying DeWanna Bonner for sixth all-time at Auburn in career blocks
- Graduated from Auburn last May, completing her degree in mass communications

Opponent	Start	Min.	FG-A	3PT-A	FT-A	O-D-T	PF	Ast.	TO	Blk.	St.	Pts.
MERCER	*	30	6-9	0-1	4-5	5-7-12	2	2	1	1	3	16
FLORIDA STATE	*	39	5-13	1-1	4-5	4-5-9	4	0	4	2	3	15
DUKE	*	38	3-8	0-2	2-4	3-3-6	3	0	4	0	1	8
at South Florida	*	38	5-13	0-0	3-4	7-3-10	0	1	3	1	1	13
vs. Sacred Heart	*	32	1-7	0-0	2-4	6-1-7	2	4	3	1	1	4
vs. Seton Hall	*	21	1-2	0-0	0-0	1-1-2	1	1	1	0	0	2
SOUTH ALABAMA	*	32	4-10	0-1	3-4	4-5-9	2	3	2	2	3	11
TEMPLE	*	38	3-10	0-0	3-5	6-6-12	2	4	1	2	0	9
at George Washington	*	34	1-8	0-0	1-2	5-6-11	3	0	0	4	1	3
vs. Purdue	*	31	0-4	0-0	0-0	4-0-4	4	0	2	1	3	0
at Chicago State	*	35	1-6	0-0	3-4	7-5-12	2	0	2	0	2	5
ALABAMA A&M	*	18	6-7	0-0	3-3	4-1-5	1	0	2	3	3	15
JACKSONVILLE STATE	*	24	7-12	0-0	1-1	3-3-6	2	1	0	1	2	15
at Alabama	*	32	8-16	0-0	3-4	4-5-9	3	3	4	1	0	19
FLORIDA	*	39	4-7	0-0	3-4	3-2-5	2	1	2	2	2	11
at Vanderbilt	*	33	3-8	0-0	2-2	3-2-5	5	1	2	0	2	8
OLE MISS	*	33	5-7	0-0	5-7	1-2-3	1	3	0	0	4	15
LSU	*	30	6-9	0-0	0-0	5-4-9	2	3	2	0	0	12

at Mississippi State

TENNESSEE

SOUTH CAROLINA

at Kentucky

MISSISSIPPI STATE

at LSU

at Arkansas

ALABAMA

at South Carolina

at Georgia

KENTUCKY

GREENLEAF CAREER STATISTICS

Year	GP-GS	FG-FGA	Pct	3FG-FGA	Pct	FT-FTA	Pct	O-D-T (Reb.)	Avg	PF	FO	Ast	TO	Blk	Stl	Pts	Avg
2006-07	34-29	58-149	.389	0-0	.000	60-87	.690	78-99-177	5.2	88	1	18	31	44	29	176	5.2
2007-08	31-30	74-161	.460	0-0	.000	44-64	.688	96-71-167	5.4	76	1	29	41	40	42	192	6.2
2008-09	5-0	14-32	.438	0-1	.000	7-8	.875	17-9-26	5.2	10	0	3	2	4	4	35	7.0
2009-10	31-31	86-229	.376	0-5	.000	73-102	.716	100-120-220	7.1	62	1	65	46	24	47	245	7.9
2010-11	18-18	69-156	.442	1-5	.200	42-58	.724	75-61-136	7.6	41	1	27	35	21	31	181	10.1
TOTAL	119-108	301-727	.414	1-11	.091	226-319	.708	366-360-726	6.1	277	4	142	155	133	153	829	7.0

SEASON HIGHS

Points

19 at Alabama (1/2/11)

Rebounds

12 3 times, last at Chicago St. (12/21/10)

Assists

4 twice, last vs. Temple (12/4/10)

Blocks

4 at George Washington (12/15/10)

Steals

4 vs. Ole Miss (1/13/11)

Field Goals

8 at Alabama (1/2/11)

Field Goal Attempts

16 at Alabama (1/2/11)

3-Point Field Goals

1 vs. Florida State (11/15/10)

3-Point FG Attempts

2 vs. Duke (11/18/10)

Free Throws

5 vs. Ole Miss (1/13/11)

Free Throw Attempts

7 vs. Ole Miss (1/13/11)

CAREER HIGHS

Points

19 at Alabama (1/2/11)

Rebounds

16 vs. Mississippi State (1/3/10)

Assists

5 twice, last vs. Vanderbilt (1/21/10)

Blocks

6 at Alabama (1/27/08)

Steals

6 vs. Jackson State (12/6/06)

Field Goals

8 at Alabama (1/2/11)

Field Goal Attempts

16 at Alabama (1/2/11)

3-Point Field Goals

1 vs. Florida State (11/15/10)

3-Point FG Attempts


2 vs. Duke (11/18/10)

Free Throws

10 at Florida State (11/27/09)

Free Throw Attempts

12 at Florida State (11/27/09)



Alli SMALLEY

#5

Senior • Guard • 5-8

Arab, Ala.

Arab High School

NOTES:

- Her 10 points vs. LSU moved her into 10th all-time in career scoring at Auburn
- Had her most efficient shooting game at Alabama, hitting 5-of-8 field goals (.625) and 2-of-3 3-pointers (.667)
- Ranks 19th in the SEC in scoring with 11.8 points per game
- Has scored in double figures in 14 of 18 games this season
- Broke the Auburn career 3-point record with 1:22 left in the Temple game passing Tiffany Krantz for the record; became the first Tiger to record 200 3-pointers
- Named to Junkanoo Jam All-Tournament Team
- Selected to Preseason All-SEC First Team by league coaches and Preseason All-SEC Second Team by media
- Has started 102 consecutive games, dating back to her freshman season

Opponent	Start	Min.	FG-A	3PT-A	FT-A	O-D-T	PF	Ast.	TO	Blk.	St.	Pts.
MERCER	*	26	6-15	1-5	3-4	1-3-4	2	1	4	1	2	16
FLORIDA STATE	*	33	2-15	1-6	1-2	0-2-2	2	3	4	1	1	6
DUKE	*	26	3-4	2-3	4-4	1-2-3	2	3	4	0	0	12
at South Florida	*	22	1-11	0-4	2-3	0-0-0	2	0	0	0	0	4
vs. Sacred Heart	*	28	5-13	2-5	0-0	1-4-5	1	1	2	0	2	12
vs. Seton Hall	*	19	6-10	3-4	0-0	0-0-0	0	4	2	0	1	15
SOUTH ALABAMA	*	26	5-15	1-3	4-4	0-1-1	2	1	1	0	2	15
TEMPLE	*	33	7-17	3-7	5-9	0-3-3	3	0	1	0	3	22
at George Washington	*	34	5-15	4-7	0-1	2-1-3	0	1	0	0	0	14
vs. Purdue	*	30	5-11	4-6	4-4	1-1-2	4	1	3	0	2	18
at Chicago State	*	29	3-12	0-4	1-2	3-1-4	3	2	2	0	2	7
ALABAMA A&M	*	21	5-14	0-2	2-3	1-4-5	1	2	2	0	1	12
JACKSONVILLE STATE	*	31	5-12	1-6	0-0	0-2-2	2	5	1	0	4	11
at Alabama	*	37	5-8	2-3	0-0	0-2-2	0	1	3	0	3	12
FLORIDA	*	33	4-9	1-2	1-2	1-3-4	2	4	2	0	1	10
at Vanderbilt	*	30	3-11	2-6	2-2	1-1-2	4	0	3	0	3	10
OLE MISS	*	26	2-7	2-5	0-0	1-4-5	3	3	3	1	0	6
LSU	*	30	4-6	1-1	1-2	0-5-5	2	2	3	0	3	10

at Mississippi State

TENNESSEE

SOUTH CAROLINA

at Kentucky

MISSISSIPPI STATE

at LSU

at Arkansas

ALABAMA

at South Carolina

at Georgia

KENTUCKY

SEASON HIGHS

Points

22 vs. Temple (12/4/10)

Rebounds

5 3 times, last vs. Ole Miss (1/13/11)

Assists

5 vs. Jacksonville State (12/30/10)

Blocks

1 3 times, last vs. Ole Miss (1/13/11)

Steals

4 vs. Jacksonville State (12/30/10)

Field Goals

7 vs. Temple (12/4/10)

Field Goal Attempts

17 vs. Temple (12/4/10)

3-Point Field Goals

4 twice, last vs. Purdue (12/18/10)

3-Point FG Attempts

7 twice, last at GW (12/15/10)

Free Throws

5 vs. Temple (12/4/10)

Free Throw Attempts

9 vs. Temple (12/4/10)

CAREER HIGHS

Points

29 vs. Florida (3/4/10)

Rebounds

11 vs. Alabama (2/7/10)

Assists

6 3 times, last at SDSU (12/30/09)

Blocks

2 vs. Georgia (1/13/08)

Steals

4 3 times, last vs. JSU (12/30/10)

Field Goals

10 3 times, last vs. Florida (3/4/10)

Field Goal Attempts

21 vs. Troy (11/13/09)

3-Point Field Goals

5 3 times, last vs. Florida (3/4/10)

3-Point FG Attempts

10 3 times, last at Ole Miss (2/25/10)

Free Throws

6 4 times, last vs. Valparaiso (12/28/09)

Free Throw Attempts

9 vs. Temple (12/4/10)

SMALLEY CAREER STATISTICS

Year	GP-GS	FG-FGA	Pct	3FG-FGA	Pct	FT-FTA	Pct	O-D-T (Reb.)	Avg	PF	FO	Ast	TO	Blk	Stl	Pts	Avg
2007-08	32-19	133-333	.399	47-162	.290	28-42	.667	34-59-93	2.9	58	3	89	104	10	37	341	10.7
2008-09	34-34	141-310	.455	68-171	.398	28-37	.757	12-79-91	2.7	60	0	71	62	7	45	378	11.1
2009-10	31-31	181-446	.406	57-175	.326	69-96	.719	33-104-137	4.4	64	1	72	85	7	36	488	15.7
2010-11	18-18	76-205	.371	30-79	.380	30-42	.714	13-39-52	2.9	35	0	34	40	3	30	212	11.8
TOTAL	115-102	531-1294	.410	202-587	.344	155-217	.714	92-281-373	3.2	217	4	266	291	27	148	1419	12.3



Chantel HILLIARD

#23

Junior • Forward/Center • 6-2

Biloxi, Miss.

St. Martin High School

NOTES:

- Set her career high with 17 points against Florida, leading Auburn in scoring for the second time in her career
- Is Auburn's most efficient shooter with a .538 field goal percentage
- Led Auburn in scoring for the first time in her career, coming off the bench for a career-high 16 points on 7-of-9 shooting at South Florida
- Has scored in double figures four times this season
- Saw limited action last season after starting the year as a starter
- Has already scored more points as a junior than she did as a sophomore
- Finished the year 3.5 points and 2.4 rebounds per game, seeing action in 27 games

Opponent	Start	Min.	FG-A	3PT-A	FT-A	O-D-T	PF	Ast.	TO	Blk.	St.	Pts.
MERCER		13	2-3	0-0	0-0	0-3-3	0	0	1	0	1	4
FLORIDA STATE		6	0-0	0-0	0-0	0-0-0	1	0	0	1	0	0
DUKE		12	1-5	0-0	2-2	3-1-4	1	1	0	0	1	4
at South Florida		23	7-9	0-0	2-2	4-3-7	1	0	0	0	0	16
vs. Sacred Heart	*	19	2-5	0-0	1-2	1-2-3	0	1	2	0	0	5
vs. Seton Hall		9	2-4	0-0	0-0	0-1-1	1	0	0	0	1	4
SOUTH ALABAMA		11	2-4	0-0	1-2	1-0-1	3	0	0	0	0	5
TEMPLE		23	3-5	0-0	4-4	1-3-4	3	0	3	0	0	10
at George Washington		12	2-5	0-0	1-2	1-1-2	3	0	1	1	0	5
vs. Purdue		11	2-6	0-0	0-1	0-1-1	3	1	1	1	0	4
at Chicago State		12	3-5	0-0	1-2	1-0-1	4	0	1	0	0	7
ALABAMA A&M		17	5-7	0-0	2-2	0-5-5	2	1	2	1	1	12
JACKSONVILLE STATE		13	2-3	0-0	0-0	2-2-4	0	0	2	0	1	4
at Alabama		4	1-1	0-0	0-0	0-2-2	0	0	3	0	0	2
FLORIDA		22	5-7	0-0	7-8	2-3-5	2	0	2	0	0	17
at Vanderbilt		13	2-4	0-0	1-3	2-2-4	1	0	2	0	0	5
OLE MISS		9	1-2	0-0	2-2	1-0-1	0	0	0	0	1	4
LSU		11	1-5	0-0	1-2	1-0-1	1	0	1	1	0	3
at Mississippi State												
TENNESSEE												
SOUTH CAROLINA												
at Kentucky												
MISSISSIPPI STATE												
at LSU												
at Arkansas												
ALABAMA												
at South Carolina												
at Georgia												
KENTUCKY												

HILLIARD CAREER STATISTICS

Year	GP-GS	FG-FGA	Pct	3FG-FGA	Pct	FT-FTA	Pct	O-D-T (Reb.)	Avg	PF	FO	Ast	TO	Blk	Stl	Pts	Avg
2008-09	30-0	53-106	.500	0-2	.000	15-32	.469	29-56-85	2.8	50	0	7	26	12	13	121	4.0
2009-10	27-2	37-89	.416	0-0	.000	20-43	.465	31-35-66	2.4	49	1	6	35	13	11	94	3.5
2010-11	18-1	43-80	.538	0-0	.000	25-34	.735	20-29-49	2.7	26	0	4	21	5	6	111	6.2
TOTAL	75-3	133-275	.484	0-2	.000	60-109	.550	80-120-200	2.7	125	1	17	82	30	30	326	4.3

SEASON HIGHS

Points		
17	vs. Florida	(1/6/11)
Rebounds		
7	at South Florida	(11/22/10)
Assists		
1	4 times, last vs. Ala. A&M	(12/28/10)
Blocks		
1	5 times, last vs. LSU	(1/16/11)
Steals		
1	6 times, last vs. Ole Miss	(1/13/11)
Field Goals		
7	at South Florida	(11/22/10)
Field Goal Attempts		
9	at South Florida	(11/22/10)
3-Point Field Goals		N/A
3-Point FG Attempts		N/A
Free Throws		
7	vs. Florida	(1/6/11)
Free Throw Attempts		
8	vs. Florida	(1/6/11)

CAREER HIGHS

Points		
17	vs. Florida	(1/6/11)
Rebounds		
11	at South Alabama	(12/20/09)
Assists		
2	twice, last at Kentucky	(1/24/10)
Blocks		
3	twice, last vs. Duquesne	(12/29/08)
Steals		
3	vs. Duquesne	(12/29/08)
Field Goals		
7	at South Florida	(11/22/10)
Field Goal Attempts		
9	3 times, last at South Florida	(11/22/10)
3-Point Field Goals		N/A
3-Point FG Attempts		
1	twice, last at Alabama	(2/8/09)
Free Throws		
7	vs. Florida	(1/6/11)
Free Throw Attempts		
12	vs. Sam Houston State	(12/5/08)



Morgan JENNINGS

#2

Junior • Guard • 5-8

Atlanta, Ga.

Frederick Douglass High School

NOTES:

- Collected career-high 4 steals against Alabama A&M
- Tied her career highs with 5 rebounds, 6 assists and 3 steals at George Washington
- Earned her first start of the season against South Alabama
- Tied her career-high with 14 points off the bench vs. Seton Hall
- Came off the bench for 6 points and team-high 3 steals in season-opener vs. Mercer; had 5 points vs. Duke
- Saw action in 13 games last season after missing the first half of the season with an injury
- Returned to the lineup and offered a backup to Morgan Toles and Alli Smalley at the guard positions

Opponent	Start	Min.	FG-A	3PT-A	FT-A	O-D-T	PF	Ast.	TO	Blk.	St.	Pts.
MERCER		14	2-2	0-0	2-2	1-1-2	1	1	1	0	3	6
FLORIDA STATE		9	0-1	0-0	0-0	1-1-2	0	2	1	0	0	0
DUKE		16	1-3	0-0	3-4	0-2-2	2	1	3	0	1	5
at South Florida		16	0-4	0-0	1-2	2-1-3	1	2	1	0	0	1
vs. Sacred Heart		15	1-5	0-0	2-2	1-1-2	1	0	2	0	1	4
vs. Seton Hall		19	7-7	0-0	0-1	0-4-4	2	1	1	0	2	14
SOUTH ALABAMA	*	17	2-6	0-0	0-2	0-2-2	3	1	0	1	2	4
TEMPLE	*	27	4-7	0-0	0-1	3-2-5	1	1	2	1	0	8
at George Washington		19	1-3	0-0	1-3	3-2-5	1	6	0	0	3	3
vs. Purdue		12	0-6	0-0	1-3	1-0-1	1	0	1	0	0	1
at Chicago State		5	0-0	0-0	1-2	0-0-0	0	0	1	0	1	0
ALABAMA A&M		18	1-1	0-0	4-4	1-0-1	1	1	2	0	4	6
JACKSONVILLE STATE		8	0-1	0-0	0-0	0-1-1	1	2	0	0	0	0
at Alabama		3	0-0	0-0	0-0	0-1-1	0	0	0	0	0	0
FLORIDA		7	0-3	0-0	0-0	0-0-0	1	0	2	0	1	0
at Vanderbilt		13	1-3	0-0	0-0	0-2-2	0	2	1	0	2	2
OLE MISS		10	2-5	0-0	0-0	0-0-0	0	1	1	0	0	4
LSU		10	0-2	0-0	2-2	0-0-0	0	0	0	0	0	2
at Mississippi State												
TENNESSEE												
SOUTH CAROLINA												
at Kentucky												
MISSISSIPPI STATE												
at LSU												
at Arkansas												
ALABAMA												
at South Carolina												
at Georgia												
KENTUCKY												

JENNINGS CAREER STATISTICS

Year	GP-GS	FG-FGA	Pct	3FG-FGA	Pct	FT-FTA	Pct	O-D-T (Reb.)	Avg	PF	FO	Ast	TO	Blk	Stl	Pts	Avg
2008-09	30-4	30-77	.390	0-0	.000	11-24	.458	18-30-48	1.6	25	0	34	41	0	16	71	2.4
2009-10	13-0	9-32	.281	0-1	.000	1-4	.250	2-9-11	0.8	9	0	15	14	0	2	19	1.5
2010-11	18-2	22-59	.373	0-0	.000	17-28	.607	13-20-33	1.8	16	0	21	19	2	20	61	3.4
TOTAL	61-6	61-168	.363	0-1	.000	29-56	.518	33-59-92	1.5	50	0	70	74	2	38	151	2.5

SEASON HIGHS

Points		
14	vs. Seton Hall	(11/27/10)
Rebounds		
5	twice, last at GW	(12/15/10)
Assists		
6	at George Washington	(12/15/10)
Blocks		
1	twice, last vs. Temple	(12/4/10)
Steals		
4	vs. Alabama A&M	(12/28/10)
Field Goals		
7	vs. Seton Hall	(11/27/10)
Field Goal Attempts		
7	twice, last vs. Temple	(12/4/10)
3-Point Field Goals		N/A
3-Point FG Attempts		N/A
Free Throws		
3	vs. Duke	(11/18/10)
Free Throw Attempts		
4	vs. Duke	(11/18/10)

CAREER HIGHS

Points		
14	twice, last vs. Seton Hall	(11/27/10)
Rebounds		
5	twice, last vs. Temple	(12/4/08)
Assists		
6	twice, last at GW	(12/15/10)
Blocks		
1	twice, last vs. Temple	(12/4/10)
Steals		
4	vs. Alabama A&M	(12/28/10)
Field Goals		
7	at Seton Hall	(11/27/10)
Field Goal Attempts		
8	twice, last vs. N.C. A&T	(12/3/08)
3-Point Field Goals		N/A
3-Point FG Attempts		N/A
Free Throws		
3	vs. Duke	(11/18/10)
Free Throw Attempts		
4	vs. Duke	(11/18/10)



Parrisha SIMMONS

#4

Junior • Guard • 6-0

Macon, Ga.

Southwest Macon High School

NOTES:

- Scored season-high 6 points vs. Purdue; tied the mark against Florida
- Returned to the starting lineup at George Washington after coming off the bench the previous four games
- Started and totaled five rebounds and two steals in the season-opener vs. Mercer
- A defensive and rebounding specialist
- Started in 22 of 31 games last season, averaging 3.1 points and 5.1 rebounds per game
- Finished the season ninth in the SEC in offensive rebounding with 2.8 per game

Opponent	Start	Min.	FG-A	3PT-A	FT-A	O-D-T	PF	Ast.	TO	Blk.	St.	Pts.
MERCER	*	19	0-1	0-0	1-6	4-1-5	1	3	0	0	2	1
FLORIDA STATE	*	13	1-2	0-0	0-0	0-1-1	1	0	0	0	0	2
DUKE	*	12	1-3	0-0	2-4	1-0-1	1	1	1	0	2	4
at South Florida	*	12	0-0	0-0	0-2	0-1-1	2	0	0	0	0	0
vs. Sacred Heart		13	2-3	0-0	1-4	3-1-4	0	2	0	0	1	5
vs. Seton Hall		21	1-4	0-0	2-5	2-3-5	1	1	0	0	1	4
SOUTH ALABAMA		16	0-4	0-0	5-6	4-2-6	2	0	2	0	1	5
TEMPLE		9	0-1	0-0	2-2	2-0-2	1	1	2	0	0	2
at George Washington	*	13	1-1	0-0	0-0	3-2-5	1	0	1	0	0	2
vs. Purdue	*	8	2-4	0-0	2-2	0-0-0	1	0	0	0	0	6
at Chicago State	*	27	0-1	0-0	3-9	3-5-8	0	0	3	1	0	3
ALABAMA A&M	*	15	2-5	0-0	1-1	2-1-3	1	2	1	0	3	5
JACKSONVILLE STATE	*	16	1-3	0-0	0-0	1-1-2	0	2	1	1	1	2
at Alabama	*	14	0-0	0-0	1-2	0-4-4	2	0	1	0	0	1
FLORIDA	*	18	2-3	0-0	2-2	1-1-2	1	1	1	0	0	6
at Vanderbilt	*	13	1-2	0-0	0-0	3-1-4	1	1	0	0	0	2
OLE MISS	*	21	1-6	0-0	1-4	6-1-7	2	3	1	0	1	3
LSU	*	16	1-3	0-0	1-2	0-1-1	1	2	0	0	0	3
at Mississippi State												
TENNESSEE												
SOUTH CAROLINA												
at Kentucky												
MISSISSIPPI STATE												
at LSU												
at Arkansas												
ALABAMA												
at South Carolina												
at Georgia												
KENTUCKY												

SIMMONS CAREER STATISTICS

Year	GP-GS	FG-FGA	Pct	3FG-FGA	Pct	FT-FTA	Pct	O-D-T (Reb.)	Avg	PF	FO	Ast	TO	Blk	Stl	Pts	Avg
2008-09	21-0	9-25	.360	0-0	.000	4-20	.200	20-36-56	2.7	13	0	12	14	4	6	22	1.0
2009-10	31-22	39-89	.435	0-0	.000	17-49	.347	88-71-159	5.1	51	0	34	43	1	16	95	3.1
2010-11	18-14	16-46	.348	0-0	.000	24-51	.471	35-26-61	3.4	19	0	19	14	2	12	56	3.1
TOTAL	70-36	64-160	.400	0-0	.000	45-120	.375	143-133-276	3.9	83	0	65	71	7	34	173	2.5

SEASON HIGHS

Points		
6	twice, last vs. Florida	(1/6/11)
Rebounds		
8	at Chicago State	(12/21/10)
Assists		
3	twice, last vs. Ole Miss	(1/13/11)
Blocks		
1	twice, last vs. JSU	(12/30/10)
Steals		
2	twice, last vs. Duke	(11/18/10)
Field Goals		
2	4 times, last vs. Florida	(1/6/11)
Field Goal Attempts		
6	vs. Ole Miss	(1/13/11)
3-Point Field Goals		N/A
3-Point FG Attempts		N/A
Free Throws		
5	vs. South Alabama	(12/2/10)
Free Throw Attempts		
9	at Chicago State	(12/21/10)

CAREER HIGHS

Points		
9	twice, last vs. Vanderbilt	(1/21/10)
Rebounds		
12	vs. George Washington	(12/5/09)
Assists		
4	vs. Valparaiso	(12/28/09)
Blocks		
1	7 times, last vs. JSU	(12/30/10)
Steals		
2	6 times, last vs. Seton Hall	(11/27/10)
Field Goals		
4	twice, last at N.C. A&T	(12/1/09)
Field Goal Attempts		
7	vs. George Washington	(12/5/09)
3-Point Field Goals		N/A
3-Point FG Attempts		N/A
Free Throws		
5	vs. South Alabama	(12/2/10)
Free Throw Attempts		
9	at Chicago State	(12/21/10)



Blanche ALVERSON

#14

Sophomore • Forward/Center • 6-3

Andalusia, Ala.

Buford (Ga.) High School

NOTES:

- Is 1 3-pointer away from cracking Auburn's top-10 career 3-pointer list
- Had a career outing vs. Ole Miss with 27 points, including a career-high five 3-pointers
- Topped her career rebounding mark with 9 at Alabama
- Has scored in double figures in 10 of the last 13 games
- Is ranked 17th in the SEC in scoring this season with 11.9 points per game; is also 10th with 1.8 3-pointers per game
- Has led Auburn in scoring four times this season (vs. Jacksonville State, at George Washington, at Vanderbilt and vs. Ole Miss)
- Scored Auburn's first field goal in the new Auburn Arena, a 3-pointer that came 56 seconds into the game against Mercer
- A deep shooting threat, she is also one of the most versatile players on the team because of her size and post skills

Opponent	Start	Min.	FG-A	3PT-A	FT-A	O-D-T	PF	Ast.	TO	Blk.	St.	Pts.
MERCER	*	25	3-10	3-9	2-2	1-2-3	0	3	2	0	1	11
FLORIDA STATE	*	31	7-12	2-3	0-0	2-0-2	4	0	0	0	1	16
DUKE	*	33	3-10	2-8	1-2	0-7-7	1	2	2	0	1	9
at South Florida	*	29	3-11	2-8	0-0	1-1-2	3	0	1	0	0	8
vs. Sacred Heart	*	18	1-5	0-2	0-0	0-1-1	1	0	2	0	0	2
vs. Seton Hall	*	17	4-8	0-3	4-5	2-1-3	1	2	3	0	0	12
SOUTH ALABAMA	*	21	3-4	1-2	0-0	0-2-2	2	3	2	1	0	7
TEMPLE	*	32	3-8	3-7	1-2	2-3-5	1	3	1	0	0	10
at George Washington	*	35	6-15	2-6	2-2	2-2-4	1	0	3	0	2	16
vs. Purdue	*	31	3-9	2-6	2-2	1-1-2	4	1	3	0	2	10
at Chicago State	*	33	4-12	1-4	4-5	2-4-6	2	1	1	0	1	13
ALABAMA A&M	*	23	6-10	2-6	0-0	1-6-7	1	1	1	3	0	14
JACKSONVILLE STATE	*	26	7-15	3-8	0-0	2-6-8	0	0	1	2	1	17
at Alabama	*	36	3-12	0-5	0-0	2-7-9	2	2	5	3	1	6
FLORIDA	*	26	6-12	3-5	0-0	1-3-4	3	0	1	0	2	15
at Vanderbilt	*	31	5-11	1-6	1-2	1-2-3	2	0	1	0	1	12
OLE MISS	*	34	11-17	5-8	0-0	1-3-4	1	1	0	0	3	27
LSU	*	27	4-12	1-6	0-0	1-5-6	2	1	2	2	4	9

at Mississippi State
TENNESSEE
SOUTH CAROLINA
at Kentucky
MISSISSIPPI STATE
at LSU
at Arkansas
ALABAMA
at South Carolina
at Georgia
KENTUCKY

SEASON HIGHS

Points		
27	vs. Ole Miss	(1/13/11)
Rebounds		
9	at Alabama	(1/2/11)
Assists		
3	3 times, last vs. Temple	(12/4/10)
Blocks		
3	twice, last at Alabama	(1/2/11)
Steals		
4	vs. LSU	(1/16/11)
Field Goals		
11	vs. Ole Miss	(1/13/11)
Field Goal Attempts		
17	vs. Ole Miss	(1/13/11)
3-Point Field Goals		
5	vs. Ole Miss	(1/13/11)
3-Point FG Attempts		
9	vs. Mercer	(11/12/10)
Free Throws		
4	twice, last at Chicago State	(12/21/10)
Free Throw Attempts		
5	twice, last at Chicago State	(12/21/10)

CAREER HIGHS

Points		
27	vs. Ole Miss	(1/13/11)
Rebounds		
9	at Alabama	(1/2/11)
Assists		
5	twice, last vs. Florida	(3/4/10)
Blocks		
3	twice, last at Alabama	(1/2/11)
Steals		
4	vs. LSU	(1/16/11)
Field Goals		
11	vs. Ole Miss	(1/13/11)
Field Goal Attempts		
17	vs. Ole Miss	(1/13/11)
3-Point Field Goals		
5	vs. Ole Miss	(1/13/11)
3-Point FG Attempts		
9	vs. Mercer	(11/12/10)
Free Throws		
4	twice, last vs. Seton Hall	(11/27/10)
Free Throw Attempts		
5	vs. Seton Hall	(11/27/10)

ALVERSON CAREER STATISTICS

Year	GP-GS	FG-FGA	Pct	3FG-FGA	Pct	FT-FTA	Pct	O-D-T (Reb.)	Avg	PF	FO	Ast	TO	Blk	Stl	Pts	Avg
2009-10	31-13	78-218	.358	40-128	.313	19-27	.704	26-92-118	3.8	39	1	51	44	17	15	215	6.9
2010-11	18-18	82-193	.425	33-102	.324	17-22	.773	22-56-78	4.3	29	0	19	29	11	18	214	11.9
TOTAL	49-31	160-411	.389	73-230	.317	36-49	.735	48-148-196	4.0	68	1	70	73	28	33	429	8.8



Morgan TOLES

#1

Sophomore • Guard • 5-9

Fayetteville, Ga.

Sandy Creek High School

NOTES:

- Tied career high with 7 rebounds vs. Florida
- Recorded first career double-double with 10 points and 10 assists vs. Jacksonville State; tied career high with 10 assists
- Leads the SEC in assist-to-turnover ratio (3.2) and assists (5.7); also ranks 21st in the nation in assists and 3rd in assist-to-turnover ratio
- Has had at least 5 assists in 11 of the last 12 games
- Scored in doubles figures in eight games this season
- Ranks 5th all-time at Auburn in career assists per game with 4.9
- Named to the SEC All-Freshman Team last season; her 128 assists last season tie for third all-time among Auburn freshmen

Opponent	Start	Min.	FG-A	3PT-A	FT-A	O-D-T	PF	Asst.	TO	Blk.	St.	Pts.
MERCER	*	27	1-5	0-0	0-0	1-5-6	1	6	1	0	0	2
FLORIDA STATE	*	34	7-14	0-0	1-4	1-2-3	1	7	4	0	3	15
DUKE	*	28	5-10	0-0	2-4	2-0-2	3	5	4	0	2	12
at South Florida	*	27	0-4	0-1	3-4	0-2-2	1	3	1	0	0	3
vs. Sacred Heart	*	22	4-7	0-0	0-0	3-1-4	2	0	2	0	0	8
vs. Seton Hall		17	5-7	0-0	2-3	0-0-0	2	4	0	0	4	12
SOUTH ALABAMA		27	4-7	0-0	2-2	0-0-0	0	5	0	0	0	10
TEMPLE		23	0-6	0-0	0-0	1-3-4	2	4	2	0	1	0
at George Washington	*	24	1-8	0-0	1-2	2-2-4	2	7	2	0	2	3
vs. Purdue	*	27	3-9	0-1	0-1	1-1-2	0	5	2	0	2	6
at Chicago State	*	33	6-14	0-0	2-2	1-3-4	1	7	1	0	1	14
ALABAMA A&M	*	26	5-9	0-0	1-3	2-5-7	1	6	0	0	3	11
JACKSONVILLE STATE	*	31	5-6	0-0	0-0	1-1-2	1	10	1	0	1	10
at Alabama	*	38	4-8	1-1	0-0	0-3-3	2	5	1	0	0	9
FLORIDA	*	33	2-6	0-0	0-2	2-5-7	0	7	3	1	1	4
at Vanderbilt	*	26	3-10	0-0	0-0	1-1-2	2	7	4	0	1	6
OLE MISS	*	31	5-9	0-0	2-2	0-5-5	1	8	2	0	0	12
LSU	*	30	5-10	0-0	1-2	0-3-3	1	6	2	0	1	11
at Mississippi State												
TENNESSEE												
SOUTH CAROLINA												
at Kentucky												
MISSISSIPPI STATE												
at LSU												
at Arkansas												
ALABAMA												
at South Carolina												
at Georgia												
KENTUCKY												

SEASON HIGHS

Points

15 vs. Florida State (11/15/10)

Rebounds

7 twice, last vs. Florida (1/6/11)

Assists

10 vs. Jacksonville State (12/30/10)

Blocks

1 vs. Florida (1/6/11)

Steals

4 vs. Seton Hall (11/27/10)

Field Goals

7 vs. Florida State (11/15/10)

Field Goal Attempts

14 twice, last at Chicago State (12/21/10)

3-Point Field Goals

1 at Alabama (1/2/11)

3-Point FG Attempts

1 twice, last at Alabama (1/2/11)

Free Throws

3 at South Florida (11/22/10)

Free Throw Attempts

4 3 times, last at South Florida (11/22/10)

CAREER HIGHS

Points

17 at LSU (1/10/10)

Rebounds

7 vs. Alabama A&M (12/28/10)

Assists

10 twice, last vs. JSU (12/30/10)

Blocks

1 3 times, last vs. Florida (1/6/11)

Steals

3 twice, last vs. Florida State (11/15/10)

Field Goals

7 twice, last vs. Florida State (11/15/10)

Field Goal Attempts

15 at Florida (1/7/10)

3-Point Field Goals

1 twice, last at Alabama (1/2/11)

3-Point FG Attempts

1 9 times, last at Alabama (1/2/11)

Free Throws

4 vs. LSU (2/14/10)

Free Throw Attempts

6 at Florida (1/7/10)

TOLES CAREER STATISTICS

Year	GP-GS	FG-FGA	Pct	3FG-FGA	Pct	FT-FTA	Pct	O-D-T (Reb.)	Avg	PF	FO	Asst	TO	Blk	Stl	Pts	Avg
2009-10	29-28	94-223	.422	1-6	.167	31-58	.534	23-66-89	3.1	51	0	128	101	2	28	220	7.6
2010-11	18-15	65-149	.436	1-3	.333	17-31	.548	18-41-59	3.3	23	0	102	32	1	22	148	8.2
TOTAL	47-43	159-372	.427	2-9	.222	48-89	.539	41-107-148	3.1	74	0	230	133	3	50	368	7.8



Pascale WEST

#20

Sophomore • Center • 6-8

LaGrange, Ga.

Troup County Comprehensive High School

NOTES:

- Came off the bench in the season-opener vs. Mercer, tying her career high with 4 points
- Is the tallest player in the SEC
- Saw limited action in 24 games as a freshman, averaging 0.8 points and 1.3 rebounds per game
- Averaged 0.9 blocks per game as a freshman, ranking 12th in the SEC
- Her 22 blocks rank her ninth all-time among Auburn freshmen

Opponent	Start	Min.	FG-A	3PT-A	FT-A	O-D-T	PF	Ast.	TO	Blk.	St.	Pts.
MERCER		8	2-3	0-0	0-0	0-1-1	4	0	0	0	0	4
FLORIDA STATE		2	0-0	0-0	0-0	0-0-0	0	0	0	0	0	0
DUKE		3	1-1	0-0	0-0	0-0-0	0	0	0	0	0	2
at South Florida						--- DNP - COACHES' DECISION ---						
vs. Sacred Heart		5	0-1	0-0	0-2	0-0-0	1	0	0	0	0	0
vs. Seton Hall		7	0-0	0-0	1-2	0-0-0	1	0	1	0	0	1
SOUTH ALABAMA						--- DNP - COACHES' DECISION ---						
TEMPLE						--- DNP - COACHES' DECISION ---						
at George Washington						--- DNP - COACHES' DECISION ---						
vs. Purdue		8	0-0	0-0	0-0	1-2-3	4	0	1	0	1	0
at Chicago State						--- DNP - COACHES' DECISION ---						
ALABAMA A&M		8	0-0	0-0	0-0	0-0-0	1	1	4	0	0	0
JACKSONVILLE STATE						--- DNP - COACHES' DECISION ---						
at Alabama						--- DNP - COACHES' DECISION ---						
FLORIDA						--- DNP - COACHES' DECISION ---						
at Vanderbilt						--- DNP - COACHES' DECISION ---						
OLE MISS						--- DNP - COACHES' DECISION ---						
LSU		2	0-0	0-0	0-0	0-0-0	1	0	0	0	0	0
at Mississippi State												
TENNESSEE												
SOUTH CAROLINA												
at Kentucky												
MISSISSIPPI STATE												
at LSU												
at Arkansas												
ALABAMA												
at South Carolina												
at Georgia												
KENTUCKY												

WEST CAREER STATISTICS

Year	GP-GS	FG-FGA	Pct	3FG-FGA	Pct	FT-FTA	Pct	O-D-T (Reb.)	Avg	PF	FO	Ast	TO	Blk	Stl	Pts	Avg
2009-10	24-0	7-15	.467	0-0	.000	4-11	.364	9-23-32	1.3	31	0	5	14	22	6	18	0.8
2010-11	8-0	3-5	.600	0-0	.000	1-4	.250	1-3-4	0.5	12	0	1	6	0	1	7	0.9
TOTAL	32-0	10-20	.500	0-0	.000	5-15	.333	10-26-36	1.1	43	0	6	20	22	7	25	0.8

SEASON HIGHS

Points		
4	vs. Mercer	(11/12/10)
Rebounds		
3	vs. Purdue	(12/18/10)
Assists		
1	vs. Alabama A&M	(12/28/10)
Blocks		
		N/A
Steals		
1	vs. Purdue	(12/18/10)
Field Goals		
2	vs. Mercer	(11/12/10)
Field Goal Attempts		
3	vs. Mercer	(11/12/10)
3-Point Field Goals		
		N/A
3-Point FG Attempts		
		N/A
Free Throws		
1	vs. Seton Hall	(11/27/10)
Free Throw Attempts		
2	twice, last vs. Seton Hall	(11/27/10)

CAREER HIGHS

Points		
4	3 times, last vs. Mercer	(11/12/10)
Rebounds		
5	vs. Alabama A&M	(11/19/09)
Assists		
1	3 times, last vs. Ala. A&M	(12/28/10)
Blocks		
7	vs. Alabama A&M	(11/19/09)
Steals		
1	6 times, last vs. Kentucky	(2/28/10)
Field Goals		
2	3 times, last vs. Mercer	(11/12/10)
Field Goal Attempts		
4	at North Carolina A&T	(12/1/09)
3-Point Field Goals		
		N/A
3-Point FG Attempts		
		N/A
Free Throws		
1	5 times, last vs. Seton Hall	(11/27/10)
Free Throw Attempts		
4	vs. Florida A&M	(11/28/09)



Peyton DAVIS

#34

Freshman • Center • 6-5

Birmingham, Ala.

Mortimer Jordan High School

NOTES:

- Had a career outing at Vanderbilt, notching season highs in points (6), rebounds (7) and steals (2) in a season-high 15 minutes
- Led Auburn in rebounding for the first time with 7 at Vanderbilt
- Came off the bench, scoring 3 points with a block vs. Mercer in the season-opener
- A two-sport star athlete in high school, also fielded several NCAA Division I volleyball offers
- Ranked as the 27th-best post prospect in the nation by ESPN HoopGurlz
- Holds a black belt in Taekwondo
- Older brother Dylan is a sophomore at Auburn and competes on the crew team

Opponent	Start	Min.	FG-A	3PT-A	FT-A	O-D-T	PF	Ast.	TO	Blk.	St.	Pts.
MERCER		3	0-1	0-0	3-4	0-0-0	2	0	0	1	0	3
FLORIDA STATE		1	0-0	0-0	0-0	0-0-0	0	0	0	0	0	0
DUKE		2	0-0	0-0	0-0	0-0-0	2	0	0	0	0	0
at South Florida		4	0-1	0-0	0-0	1-2-3	1	0	1	0	0	0
vs. Sacred Heart		3	0-1	0-0	0-0	0-0-0	0	0	0	0	0	0
vs. Seton Hall		12	2-5	0-0	0-1	2-1-3	3	1	1	0	0	4
SOUTH ALABAMA					--- DNP - COACHES' DECISION ---							
TEMPLE					--- DNP - COACHES' DECISION ---							
at George Washington		3	0-1	0-0	1-2	1-0-1	1	0	0	0	0	1
vs. Purdue		3	0-1	0-0	0-0	0-0-0	0	0	0	0	0	0
at Chicago State		2	0-2	0-0	0-0	1-0-1	1	0	0	0	0	0
ALABAMA A&M		13	2-6	0-0	0-0	1-1-2	2	1	0	0	0	4
JACKSONVILLE STATE		9	1-2	0-0	0-0	0-0-0	0	0	1	0	1	2
at Alabama					--- DNP - COACHES' DECISION ---							
FLORIDA					--- DNP - COACHES' DECISION ---							
at Vanderbilt		15	2-4	0-0	2-2	5-2-7	3	1	0	1	2	6
OLE MISS					--- DNP - COACHES' DECISION ---							
LSU		5	1-2	0-0	1-1	0-0-0	2	0	0	0	0	3
at Mississippi State												
TENNESSEE												
SOUTH CAROLINA												
at Kentucky												
MISSISSIPPI STATE												
at LSU												
at Arkansas												
ALABAMA												
at South Carolina												
at Georgia												
KENTUCKY												

DAVIS CAREER STATISTICS

Year	GP-GS	FG-FGA	Pct	3FG-FGA	Pct	FT-FTA	Pct	O-D-T (Reb.)	Avg	PF	FO	Ast	TO	Blk	Stl	Pts	Avg
2010-11	13-0	8-26	.308	0-0	.000	7-10	.700	11-6-17	1.3	17	0	3	3	2	3	23	1.8
TOTAL	13-0	8-26	.308	0-0	.000	7-10	.700	11-6-17	1.3	17	0	3	3	2	3	23	1.8

CAREER HIGHS

Points

6 at Vanderbilt (1/9/11)

Rebounds

7 at Vanderbilt (1/9/11)

Assists

1 3 times, last at Vanderbilt (1/9/11)

Blocks

1 twice, last at Vanderbilt (1/9/11)

Steals

2 at Vanderbilt (1/9/11)

Field Goals

2 3 times, last at Vanderbilt (1/9/11)

Field Goal Attempts

6 vs. Alabama A&M (12/28/10)

3-Point Field Goals

N/A

3-Point FG Attempts


N/A

Free Throws

3 vs. Mercer (11/12/10)

Free Throw Attempts

4 vs. Mercer (11/12/10)



Camille GLYMPH

#22

Freshman • Guard • 5-10

Greenville, S.C.

J.L. Mann High School

NOTES:

- Made her collegiate and SEC debut on Jan. 13 against Ole Miss, recording 4 points and a steal
- Ranked as the No. 52 overall prospect in the country and No. 13 guard prospect by ESPN HoopGurlz
- Led her high school to two state championships
- Nominated to McDonald's All-America High School game

Opponent	Start	Min.	FG-A	3PT-A	FT-A	O-D-T	PF	Ass.	TO	Blk.	St.	Pts.
MERCER						--- DNP - INJURED ---						
FLORIDA STATE						--- DNP - INJURED ---						
DUKE						--- DNP - INJURED ---						
at South Florida						--- DNP - INJURED ---						
vs. Sacred Heart						--- DNP - INJURED ---						
vs. Seton Hall						--- DNP - INJURED ---						
SOUTH ALABAMA						--- DNP - INJURED ---						
TEMPLE						--- DNP - INJURED ---						
at George Washington						--- DNP - INJURED ---						
vs. Purdue						--- DNP - INJURED ---						
at Chicago State						--- DNP - INJURED ---						
ALABAMA A&M						--- DNP - INJURED ---						
JACKSONVILLE STATE						--- DNP - INJURED ---						
at Alabama						--- DNP - INJURED ---						
FLORIDA						--- DNP - INJURED ---						
at Vanderbilt						--- DNP - INJURED ---						
OLE MISS	7		1-2	0-1	2-2	0-0-0	2	0	1	0	1	4
LSU	6		0-2	0-1	0-0	0-0-0	0	1	0	0	0	0
at Mississippi State												
TENNESSEE												
SOUTH CAROLINA												
at Kentucky												
MISSISSIPPI STATE												
at LSU												
at Arkansas												
ALABAMA												
at South Carolina												
at Georgia												
KENTUCKY												

GLYMPH CAREER STATISTICS

Year	GP-GS	FG-FGA	Pct	3FG-FGA	Pct	FT-FTA	Pct	O-D-T (Reb.)	Avg	PF	FO	Ass	TO	Blk	Stl	Pts	Avg
2010-11	2-0	1-4	.250	0-2	.000	2-2	1.000	0-0-0	0.0	2	0	1	1	0	1	4	2.0
TOTAL	2-0	1-4	.250	0-2	.000	2-2	1.000	0-0-0	0.0	2	0	1	1	0	1	4	2.0

CAREER HIGHS

Points
4 vs. Ole Miss (1/13/11)

Rebounds
N/A

Assists
1 vs. LSU (1/15/11)

Blocks
N/A

Steals
1 vs. Ole Miss (1/13/11)

Field Goals
1 vs. Ole Miss (1/13/11)


Field Goal Attempts
2 twice, last vs. LSU (1/16/11)

3-Point Field Goals
N/A

3-Point FG Attempts
1 twice, last vs. LSU (1/16/11)

Free Throws
2 vs. Ole Miss (1/13/11)

Free Throw Attempts
2 vs. Ole Miss (1/13/11)



Courtney STRAIN

#11

Freshman • Guard • 5-9

Woodland, Ala.

Woodland High School

NOTES:

- Made her SEC debut against Ole Miss, scoring 5 points
- Earned first collegiate start vs. Seton Hall, scoring 7 points
- Scored 3 points with 2 rebounds in collegiate debut vs. Mercer
- Broke the Alabama state scoring record as a junior, finished her career with 5,283 points - more than 1,000 than her nearest competitor
- Twice led the nation in scoring
- Was also a varsity cheerleader for six years, serving as captain as a senior
- Graduated as salutatorian of her graduating class

Opponent	Start	Min.	FG-A	3PT-A	FT-A	O-D-T	PF	Ass.	TO	Blk.	St.	Pts.
MERCER	7		1-3	1-1	0-0	1-1-2	0	0	1	0	1	3
FLORIDA STATE	4		1-1	0-0	0-0	0-1-1	1	0	1	0	0	2
DUKE	6		0-0	0-0	0-0	0-0-0	0	0	0	0	0	0
at South Florida						--- DNP - COACHES' DECISION ---						
vs. Sacred Heart	15		0-6	0-3	3-6	0-0-0	1	0	1	0	1	3
vs. Seton Hall	* 20		2-6	1-3	2-2	0-1-1	1	0	3	0	1	7
SOUTH ALABAMA	12		0-2	0-0	0-0	0-0-0	1	0	2	0	0	0
TEMPLE	2		0-2	0-0	0-0	0-0-0	0	0	0	0	0	0
at George Washington						--- DNP - COACHES' DECISION ---						
vs. Purdue	10		2-5	1-2	0-0	0-0-0	0	1	1	0	1	5
at Chicago State	2		0-1	0-1	0-0	0-0-0	0	0	0	0	0	0
ALABAMA A&M	13		0-7	0-1	0-0	0-1-1	0	1	0	0	0	0
JACKSONVILLE STATE	3		0-1	0-0	0-0	0-0-0	1	0	1	0	1	0
at Alabama						--- DNP - COACHES' DECISION ---						
FLORIDA						--- DNP - COACHES' DECISION ---						
at Vanderbilt						--- DNP - COACHES' DECISION ---						
OLE MISS	7		2-4	0-2	1-2	1-0-1	1	0	0	0	0	5
LSU	3		0-0	0-0	0-0	0-0-0	0	0	1	0	0	0
at Mississippi State												
TENNESSEE												
SOUTH CAROLINA												
at Kentucky												
MISSISSIPPI STATE												
at LSU												
at Arkansas												
ALABAMA												
at South Carolina												
at Georgia												
KENTUCKY												

STRAIN CAREER STATISTICS

Year	GP-GS	FG-FGA	Pct	3FG-FGA	Pct	FT-FTA	Pct	O-D-T (Reb.)	Avg	PF	FO	Ass	TO	Blk	Stl	Pts	Avg
2010-11	13-1	8-38	.211	3-13	.231	6-10	.600	2-4-6	0.5	6	0	2	10	0	5	25	1.9
TOTAL	13-1	8-38	.211	3-13	.231	6-10	.600	2-4-6	0.5	6	0	2	10	0	5	25	1.9

CAREER HIGHS

Points

7 vs. Seton Hall (11/27/10)

Rebounds

2 vs. Mercer (11/12/10)

Assists

1 twice, last vs. Alabama A&M (12/28/10)

Blocks

1 vs. Mercer (11/12/10)

Steals

1 5 times, last vs. JSU (12/30/10)

Field Goals

2 3 times, last vs. Ole Miss (1/13/11)

Field Goal Attempts

7 vs. Alabama A&M (12/28/10)

3-Point Field Goals

1 3 times, last vs. Purdue (12/18/10)

3-Point FG Attempts


3 twice, last vs. Seton Hall (11/27/10)

Free Throws

3 vs. Sacred Heart (11/26/10)

Free Throw Attempts

6 vs. Sacred Heart (11/26/10)



Tyrese TANNER

#32

Freshman • Forward • 6-2

Birmingham, Ala.

Hoover High School

NOTES:

- Tied her career high with 15 points at Alabama, hitting four free throws in the final 20 seconds for the win
- Came off the bench to score career-high 15 points at Chicago State, leading Auburn to the come-from-behind victory
- Made first collegiate start vs. Seton Hall, went on to start the next two games
- Has scored in double figures in four games this season
- Named to Junkanoo Jam All-Tournament Team
- Scored 4 points with 3 rebounds in collegiate debut vs. Mercer
- Ranked as the No. 75 overall prospect and No. 13 wing prospect in the country by ESPN HoopGurlz
- Selected to McDonald's All-America gamem but sat out because of injury; Named Alabama 6A Player of the Year as a senior

Opponent	Start	Min.	FG-A	3PT-A	FT-A	O-D-T	PF	Ass.	TO	Blk.	St.	Pts.
MERCER		10	1-7	1-4	1-2	2-1-3	1	2	1	1	0	4
FLORIDA STATE		2	0-2	0-0	0-0	1-0-1	0	0	0	0	1	0
DUKE		8	2-4	2-4	0-0	0-1-1	1	0	1	0	0	6
at South Florida		19	1-3	0-0	0-0	1-2-3	4	3	1	1	0	2
vs. Sacred Heart		21	4-8	0-2	2-3	1-1-2	1	0	1	0	3	10
vs. Seton Hall		20	1-7	0-2	0-3	2-3-5	3	1	4	0	2	2
SOUTH ALABAMA	*	15	2-3	0-1	1-2	1-3-4	3	0	1	2	1	5
TEMPLE	*	8	0-1	0-0	0-0	1-1-2	1	0	1	0	0	0
at George Washington		14	0-2	0-0	0-0	3-2-5	0	0	2	1	0	0
vs. Purdue		12	1-4	0-1	2-2	2-0-2	0	0	0	1	0	4
at Chicago State		12	4-6	0-0	6-6	0-1-1	2	0	0	0	1	15
ALABAMA A&M		17	0-2	0-1	0-0	1-2-3	4	1	5	1	3	0
JACKSONVILLE STATE		19	4-8	0-1	3-4	0-4-4	3	2	3	1	1	11
at Alabama		26	5-11	0-1	5-6	2-4-6	3	0	2	1	0	15
FLORIDA		11	2-3	1-1	2-2	0-1-1	1	3	1	1	1	7
at Vanderbilt		16	1-7	0-2	2-2	0-1-1	1	1	2	2	0	4
OLE MISS		8	1-2	0-1	1-2	2-1-3	1	1	1	0	0	3
LSU		17	4-7	0-0	0-0	2-1-3	2	1	1	2	1	8
at Mississippi State												
TENNESSEE												
SOUTH CAROLINA												
at Kentucky												
MISSISSIPPI STATE												
at LSU												
at Arkansas												
ALABAMA												
at South Carolina												
at Georgia												
KENTUCKY												

TANNER CAREER STATISTICS

Year	GP-GS	FG-FGA	Pct	3FG-FGA	Pct	FT-FTA	Pct	O-D-T (Reb.)	Avg	PF	FO	Ass	TO	Blk	Stl	Pts	Avg
2010-11	18-3	33-87	.379	5-22	.227	25-34	.735	21-29-50	2.8	31	0	15	27	14	14	96	5.3
TOTAL	18-3	33-87	.379	5-22	.227	25-34	.735	21-29-50	2.8	31	0	15	27	14	14	96	5.3

CAREER HIGHS

Points

15 twice, last at Alabama (1/2/11)

Rebounds

6 at Alabama (1/2/11)

Assists

3 twice, last vs. Florida (1/6/11)

Blocks

2 3 times, last vs. LSU (1/16/11)

Steals

3 twice, last vs. Alabama A&M (12/28/10)

Field Goals

5 at Alabama (1/2/11)

Field Goal Attempts

11 at Alabama (1/2/11)

3-Point Field Goals

2 vs. Duke (11/18/10)

3-Point FG Attempts

4 twice, last vs. Duke (11/18/10)

Free Throws

6 at Chicago State (12/21/10)

Free Throw Attempts

6 twice, last at Alabama (1/2/11)



Jassany WILLIAMS

#25

Freshman • Forward • 6-2

Davie, Fla.

Nova High School

NOTES:

- Scored 2 points with 2 rebounds in 10 minutes in her SEC debut at Alabama
- Came off the bench to score career high 13 points vs. South Alabama
- Led Auburn with career-high 8 rebounds vs. Jacksonville State
- Has played at least 10 minutes per game in all but two games this season, emerging as the first player off the bench
- Ranked as the No. 59 overall prospect and No. 7 post prospect in the country by ESPN HoopGurlz
- Led her high school to first-ever state championship appearance, finishing runner-up
- Runner-up for Florida 5A Player of the Year

Opponent	Start	Min.	FG-A	3PT-A	FT-A	O-D-T	PF	Asst.	TO	Blk.	Stl.	Pts.
MERCER	18		4-13	0-0	1-2	5-1-6	3	0	1	2	2	9
FLORIDA STATE	26		2-6	0-0	1-2	1-2-3	5	0	3	2	3	5
DUKE	16		0-2	0-0	0-0	1-1-2	1	0	2	0	0	0
at South Florida	10		1-6	0-0	0-0	2-1-3	1	0	2	0	0	2
vs. Sacred Heart	8		0-3	0-0	0-0	0-2-2	2	0	0	0	0	0
vs. Seton Hall	18		3-4	0-0	2-2	3-4-7	2	1	0	2	0	8
SOUTH ALABAMA	23		5-7	0-0	3-6	2-2-4	1	0	0	0	0	13
TEMPLE	5		0-2	0-0	0-0	0-0-0	1	0	1	0	1	0
at George Washington	12		2-6	0-0	1-2	2-2-4	0	0	2	1	1	5
vs. Purdue	17		1-3	0-0	0-2	2-3-5	2	0	0	1	2	2
at Chicago State	10		1-2	0-0	0-0	0-1-1	3	0	0	2	1	2
ALABAMA A&M	11		1-2	0-0	3-4	4-2-6	2	0	2	0	0	5
JACKSONVILLE STATE	20		2-4	0-0	3-4	3-5-8	2	1	4	2	1	7
at Alabama	10		1-3	0-0	0-2	0-2-2	1	0	0	0	0	2
FLORIDA	11		0-0	0-0	3-4	0-4-4	1	0	1	0	1	3
at Vanderbilt	10		2-3	0-0	0-0	1-0-1	0	0	1	0	0	4
OLE MISS	14		0-1	0-0	2-2	3-0-3	3	0	3	1	3	2
LSU	13		1-2	0-0	2-2	0-4-4	0	0	0	0	1	4
at Mississippi State												
TENNESSEE												
SOUTH CAROLINA												
at Kentucky												
MISSISSIPPI STATE												
at LSU												
at Arkansas												
ALABAMA												
at South Carolina												
at Georgia												
KENTUCKY												

WILLIAMS CAREER STATISTICS

Year	GP-GS	FG-FGA	Pct	3FG-FGA	Pct	FT-FTA	Pct	O-D-T (Reb.)	Avg	PF	FO	Asst	TO	Blk	Stl	Pts	Avg
2010-11	18-0	26-69	.377	0-0	.000	21-34	.618	29-36-65	3.6	30	1	2	22	13	16	73	4.1
TOTAL	18-0	26-69	.377	0-0	.000	21-34	.618	29-36-65	3.6	30	1	2	22	13	16	73	4.1

CAREER HIGHS

Points

13 vs. South Alabama (12/2/10)

Rebounds

8 vs. Jacksonville State (12/30/10)

Assists

1 twice, last vs. JSU (12/30/10)

Blocks

2 5 times, last vs. JSU (12/30/10)

Steals

3 twice, last vs. Ole Miss (1/13/11)

Field Goals

5 vs. South Alabama (12/2/10)

Field Goal Attempts

13 vs. Mercer (11/12/10)

3-Point Field Goals

N/A

3-Point FG Attempts

N/A

Free Throws

3 4 times, last vs. Florida (1/6/11)

Free Throw Attempts

6 vs. South Alabama (12/2/10)

Auburn Career SEC Statistics

BLANCHE ALVERSON CAREER SEC STATISTICS

Year	GP-GS	FG-FGA	Pct	3FG-FGA	Pct	FT-FTA	Pct	O-D-T (Reb.)	Avg	PF	FO	Ast	TO	Blk	Stl	Pts	Avg
2009-10	16-10	42-119	.353	19-69	.275	7-9	.778	15-40-55	3.4	26	1	22	22	8	9	110	6.9
2010-11	5-5	29-64	.453	10-30	.333	1-2	.500	6-20-26	5.2	10	0	4	9	5	11	69	13.8
TOTAL	21-15	71-183	.388	29-99	.293	8-11	.727	21-60-81	3.9	36	1	26	31	13	20	179	8.5

PEYTON DAVIS CAREER SEC STATISTICS

Year	GP-GS	FG-FGA	Pct	3FG-FGA	Pct	FT-FTA	Pct	O-D-T (Reb.)	Avg	PF	FO	Ast	TO	Blk	Stl	Pts	Avg
2010-11	2-0	3-6	.500	0-0	.000	3-3	1.000	5-2-7	3.5	5	0	1	0	1	2	9	4.5
TOTAL	2-0	3-6	.500	0-0	.000	3-3	1.000	5-2-7	3.5	5	0	1	0	1	2	9	4.5

CAMILLE GLYMPH CAREER SEC STATISTICS

Year	GP-GS	FG-FGA	Pct	3FG-FGA	Pct	FT-FTA	Pct	O-D-T (Reb.)	Avg	PF	FO	Ast	TO	Blk	Stl	Pts	Avg
2010-11	2-0	1-4	.250	0-2	.000	2-2	1.000	0-0-0	0.0	2	0	1	1	0	1	4	2.0
TOTAL	2-0	1-4	.250	0-2	.000	2-2	1.000	0-0-0	0.0	2	0	1	1	0	1	4	2.0

JORDAN GREENLEAF CAREER SEC STATISTICS

Year	GP-GS	FG-FGA	Pct	3FG-FGA	Pct	FT-FTA	Pct	O-D-T (Reb.)	Avg	PF	FO	Ast	TO	Blk	Stl	Pts	Avg
2006-07	14-14	30-76	.395	0-0	.000	25-33	.758	37-38-75	5.4	34	0	7	13	24	8	85	6.1
2007-08	14-14	28-66	.424	0-0	.000	21-31	.677	46-31-77	5.5	41	0	13	20	18	24	77	5.5
2009-10	16-16	47-121	.388	0-1	.000	35-49	.714	54-57-111	6.9	34	0	31	23	16	25	129	8.1
2010-11	5-5	26-47	.553	0-0	.000	13-17	.765	16-15-31	6.2	13	1	11	10	3	8	65	13.0
TOTAL	49-49	131-310	.423	0-1	.000	94-130	.723	153-141-294	6.0	122	1	62	66	61	65	356	7.3

CHANTEL HILLIARD CAREER SEC STATISTICS

Year	GP-GS	FG-FGA	Pct	3FG-FGA	Pct	FT-FTA	Pct	O-D-T (Reb.)	Avg	PF	FO	Ast	TO	Blk	Stl	Pts	Avg
2008-09	11-0	17-36	.472	0-1	.000	4-6	.667	9-12-21	1.9	17	0	1	7	3	5	38	3.5
2009-10	12-0	11-29	.379	0-0	.000	4-8	.500	9-12-21	1.8	12	0	3	11	4	5	26	2.2
2010-11	5-0	10-19	.526	0-0	.000	11-15	.733	6-7-13	2.6	4	0	0	8	1	1	31	6.2
TOTAL	28-0	38-84	.452	0-1	.000	19-29	.655	24-31-55	2.0	33	0	4	26	8	11	95	3.4

MORGAN JENNINGS CAREER SEC STATISTICS

Year	GP-GS	FG-FGA	Pct	3FG-FGA	Pct	FT-FTA	Pct	O-D-T (Reb.)	Avg	PF	FO	Ast	TO	Blk	Stl	Pts	Avg
2008-09	11-0	6-15	.400	0-0	.000	5-7	.714	2-10-12	1.1	7	0	7	11	0	1	17	1.5
2009-10	11-0	8-29	.276	0-1	.000	1-4	.250	2-7-9	0.8	9	0	15	13	0	2	17	1.5
2010-11	5-0	3-13	.231	0-0	.000	2-2	1.000	0-3-3	0.6	1	0	3	4	0	3	8	1.6
TOTAL	27-0	17-57	.298	0-1	.000	8-13	.615	4-20-24	0.9	17	0	25	28	0	6	42	1.6

PARRISHA SIMMONS CAREER SEC STATISTICS

Year	GP-GS	FG-FGA	Pct	3FG-FGA	Pct	FT-FTA	Pct	O-D-T (Reb.)	Avg	PF	FO	Ast	TO	Blk	Stl	Pts	Avg
2008-09	8-0	1-3	.333	0-0	.000	0-2	.000	1-3-4	0.5	3	0	2	2	0	0	2	0.3
2009-10	16-12	22-53	.415	0-0	.000	8-24	.333	44-39-83	5.2	25	0	15	23	0	7	52	3.3
2010-11	5-5	5-14	.357	0-0	.000	5-10	.500	10-8-18	3.6	7	0	7	3	0	1	15	3.0
TOTAL	29-17	28-70	.400	0-0	.000	13-36	.361	55-50-105	3.6	35	0	24	28	0	8	69	2.4

ALLI SMALLEY CAREER SEC STATISTICS

Year	GP-GS	FG-FGA	Pct	3FG-FGA	Pct	FT-FTA	Pct	O-D-T (Reb.)	Avg	PF	FO	Ast	TO	Blk	Stl	Pts	Avg
2007-08	14-14	55-156	.353	18-71	.254	21-32	.656	16-29-45	3.2	31	2	45	59	5	16	149	10.6
2008-09	14-14	51-113	.451	26-68	.382	14-17	.824	4-33-37	2.6	24	0	22	23	3	14	142	10.1
2009-10	16-16	99-248	.399	29-95	.305	28-38	.737	21-63-84	5.3	36	1	26	46	2	17	255	15.9
2010-11	5-5	18-41	.439	8-17	.471	4-6	.667	3-15-18	3.6	11	0	10	14	1	10	48	9.6
TOTAL	49-49	223-558	.400	81-251	.323	67-93	.720	44-140-184	3.8	102	3	103	142	11	57	594	12.1

COURTNEY STRAIN CAREER SEC STATISTICS

Year	GP-GS	FG-FGA	Pct	3FG-FGA	Pct	FT-FTA	Pct	O-D-T (Reb.)	Avg	PF	FO	Ast	TO	Blk	Stl	Pts	Avg
2010-11	2-0	2-4	.500	0-2	.000	1-2	.500	1-0-1	0.5	1	0	0	1	0	0	5	2.5
TOTAL	2-0	2-4	.500	0-2	.000	1-2	.500	1-0-1	0.5	1	0	0	1	0	0	5	2.5

TYRESE TANNER CAREER SEC STATISTICS

Year	GP-GS	FG-FGA	Pct	3FG-FGA	Pct	FT-FTA	Pct	O-D-T (Reb.)	Avg	PF	FO	Ast	TO	Blk	Stl	Pts	Avg
2010-11	5-0	13-30	.433	1-5	.200	10-12	.833	6-8-14	2.8	8	0	6	7	6	2	37	7.4
TOTAL	5-0	13-30	.433	1-5	.200	10-12	.833	6-8-14	2.8	8	0	6	7	6	2	37	7.4

MORGAN TOLES CAREER SEC STATISTICS

Year	GP-GS	FG-FGA	Pct	3FG-FGA	Pct	FT-FTA	Pct	O-D-T (Reb.)	Avg	PF	FO	Ast	TO	Blk	Stl	Pts	Avg
2009-10	16-16	51-129	.395	1-4	.250	20-32	.625	11-44-55	3.4	24	0	73	54	0	17	123	7.7
2010-11	5-5	19-43	.442	1-1	1.000	3-6	.500	3-16-19	3.8	6	0	33	12	1	3	42	8.4
TOTAL	21-21	70-172	.407	2-5	.400	23-38	.605	14-60-74	3.5	30	0	106	66	1	20	165	7.9

PASCALE WEST CAREER SEC STATISTICS

Year	GP-GS	FG-FGA	Pct	3FG-FGA	Pct	FT-FTA	Pct	O-D-T (Reb.)	Avg	PF	FO	Ast	TO	Blk	Stl	Pts	Avg
2009-10	12-0	0-2	.000	0-0	.000	0-1	.000	3-9-12	1.0	11	0	2	4	9	3	0	0.0
2010-11	1-0	0-0	.000	0-0	.000	0-0	.000	0-0-0	0.0	1	0	0	0	0	0	0	0.0
TOTAL	13-0	0-2	.000	0-0	.000	0-1	.000	3-9-12	0.9	12	0	2	4	9	3	0	0.0

JASSANY WILLIAMS CAREER SEC STATISTICS

Year	GP-GS	FG-FGA	Pct	3FG-FGA	Pct	FT-FTA	Pct	O-D-T (Reb.)	Avg	PF	FO	Ast	TO	Blk	Stl	Pts	Avg
2010-11	5-0	4-9	.444	0-0	.000	7-10	.700	4-10-14	2.8	5	0	0	5	1	5	15	3.0
TOTAL	5-0	4-9	.444	0-0	.000	7-10	.700	4-10-14	2.8	5	0	0	5	1	5	15	3.0

Auburn Career Mississippi State Statistics**BLANCHE ALVERSON CAREER STATISTICS VS. MISSISSIPPI STATE**

Year	GP-GS	FG-FGA	Pct	3FG-FGA	Pct	FT-FTA	Pct	O-D-T (Reb.)	Avg	PF	FO	Ast	TO	Blk	Stl	Pts	Avg
2009-10	2-1	4-17	.235	3-13	.231	0-0	.000	1-1-2	1.0	3	0	3	3	0	1	11	5.5
TOTAL	2-1	4-17	.235	3-13	.231	0-0	.000	1-1-2	1.0	3	0	3	3	0	1	11	5.5

JORDAN GREENLEAF CAREER STATISTICS VS. MISSISSIPPI STATE

Year	GP-GS	FG-FGA	Pct	3FG-FGA	Pct	FT-FTA	Pct	O-D-T (Reb.)	Avg	PF	FO	Ast	TO	Blk	Stl	Pts	Avg
2006-07	1-1	4-8	.500	0-0	.000	2-2	1.000	4-5-9	9.0	2	0	0	1	5	0	10	10.0
2007-08	1-1	2-3	.667	0-0	.000	0-0	.000	3-2-5	5.0	2	0	0	3	3	0	4	4.0
2009-10	2-2	4-15	.267	0-0	.000	4-4	1.000	8-10-18	9.0	3	0	1	3	2	8	12	6.0
TOTAL	4-4	10-26	.385	0-0	.000	6-6	1.000	15-17-32	8.0	7	0	1	7	10	8	26	6.5

CHANTEL HILLIARD CAREER STATISTICS VS. MISSISSIPPI STATE

Year	GP-GS	FG-FGA	Pct	3FG-FGA	Pct	FT-FTA	Pct	O-D-T (Reb.)	Avg	PF	FO	Ast	TO	Blk	Stl	Pts	Avg
2008-09	1-0	0-1	.000	0-0	.000	0-0	.000	0-1-1	1.0	0	0	0	1	1	0	0	0.0
2009-10	1-0	0-2	.000	0-0	.000	0-0	.000	1-1-2	2.0	1	0	0	0	0	2	0	0.0
TOTAL	2-0	0-3	.000	0-0	.000	0-0	.000	1-2-3	1.5	1	0	0	1	1	2	0	0.0

MORGAN JENNINGS CAREER STATISTICS VS. MISSISSIPPI STATE

Year	GP-GS	FG-FGA	Pct	3FG-FGA	Pct	FT-FTA	Pct	O-D-T (Reb.)	Avg	PF	FO	Ast	TO	Blk	Stl	Pts	Avg
2009-10	1-0	2-7	.286	0-0	.000	0-1	.000	0-2-2	2.0	0	0	2	2	0	0	4	4.0
TOTAL	1-0	2-7	.286	0-0	.000	0-1	.000	0-2-2	2.0	0	0	2	2	0	0	4	4.0

PARRISHA SIMMONS CAREER STATISTICS VS. MISSISSIPPI STATE

Year	GP-GS	FG-FGA	Pct	3FG-FGA	Pct	FT-FTA	Pct	O-D-T (Reb.)	Avg	PF	FO	Ast	TO	Blk	Stl	Pts	Avg
2009-10	2-2	0-4	.000	0-0	.000	0-0	.000	5-4-9	4.5	2	0	1	2	0	1	0	0.0
TOTAL	2-2	0-4	.000	0-0	.000	0-0	.000	5-4-9	4.5	2	0	1	2	0	1	0	0.0

ALLI SMALLEY CAREER STATISTICS VS. MISSISSIPPI STATE

Year	GP-GS	FG-FGA	Pct	3FG-FGA	Pct	FT-FTA	Pct	O-D-T (Reb.)	Avg	PF	FO	Ast	TO	Blk	Stl	Pts	Avg
2007-08	1-1	2-5	.400	1-4	.250	0-0	.000	1-4-5	5.0	0	0	3	4	0	1	5	5.0
2008-09	1-1	0-3	.000	0-1	.000	0-0	.000	0-3-3	3.0	1	0	0	1	1	0	0	0.0
2009-10	2-2	13-32	.406	4-14	.286	1-2	.500	5-6-11	5.5	7	0	2	6	0	1	31	15.5
TOTAL	4-4	15-40	.375	5-19	.263	1-2	.500	6-13-19	4.8	8	0	5	11	1	2	36	9.0

MORGAN TOLES CAREER STATISTICS VS. MISSISSIPPI STATE

Year	GP-GS	FG-FGA	Pct	3FG-FGA	Pct	FT-FTA	Pct	O-D-T (Reb.)	Avg	PF	FO	Ast	TO	Blk	Stl	Pts	Avg
2009-10	2-2	7-14	.500	0-0	.000	1-2	.500	2-7-9	4.5	4	0	11	7	0	2	15	7.5
TOTAL	2-2	7-14	.500	0-0	.000	1-2	.500	2-7-9	4.5	4	0	11	7	0	2	15	7.5

PASCALE WEST CAREER STATISTICS VS. MISSISSIPPI STATE

Year	GP-GS	FG-FGA	Pct	3FG-FGA	Pct	FT-FTA	Pct	O-D-T (Reb.)	Avg	PF	FO	Ast	TO	Blk	Stl	Pts	Avg
2009-10	1-0	0-1	.000	0-0	.000	0-0	.000	1-0-1	1.0	2	0	1	0	0	0	0	0.0
TOTAL	1-0	0-1	.000	0-0	.000	0-0	.000	1-0-1	1.0	2	0	1	0	0	0	0	0.0

Game 1: Nov. 12, 2010
Auburn 79, Mercer 61
Auburn Arena
Auburn, Ala.
First Game In Auburn Arena

Official Basketball Box Score -- Game Totals -- Final Statistics

Mercer vs Auburn

11-12-10 5 p.m. at Auburn, Ala. - Auburn Arena

VISITORS: Mercer (0-1)

#	Player	fg-fga	3fg-fga	ft-fa	rebounds		pf	tp	a	to	blk	s	min
					of	de							
05	SMITH, Sharmesia*	1-3	0-0	2-2	1	6	7	2	4	0	0	1	0 27
14	PHILLIPS, Alex*	3-7	1-1	2-4	2	6	8	1	9	1	2	1	0 23
02	WILLIAMS, Briana*	7-17	5-10	4-7	1	1	2	1	23	1	2	0	0 27
21	GRANT, Kendra*	1-5	0-1	0-0	5	3	8	5	2	1	1	0	1 21
22	BOYKIN, Sharnae*	5-13	1-4	0-0	0	1	1	3	11	6	9	0	1 38
10	BARNES, Ariel	0-0	0-0	0-0	0	0	0	0	0	0	0	1	0 1
11	CLANTON, Rebecca	0-2	0-2	0-0	0	1	1	0	0	1	2	0	0 3
23	HAZEL, Brittnae	0-3	0-0	2-4	2	3	5	3	2	0	2	0	0 17
24	BLAKNEY, Keema	2-7	1-3	0-0	2	0	2	0	5	0	0	0	1 15
30	CARTER, Kourtney	0-1	0-0	0-0	2	2	4	1	0	0	0	0	0 12
31	CHATHAM, Amber	2-4	1-2	0-0	0	2	2	1	5	1	0	0	1 16
TEAM					1	1							
Totals.....		21-62	9-23	10-17	15	26	41	17	61	11	19	2	4 200

HOME: Auburn (1-0)

#	Player	fg-fga	3fg-fga	ft-fa	rebounds		pf	tp	a	to	blk	s	min
					of	de							
14	Alverson, Blanche*	3-10	3-9	2-2	1	2	3	0	11	3	2	0	1 25
21	Greenleaf, Jordan*	6-9	0-1	4-5	5	7	12	2	16	2	1	1	3 30
01	Toles, Morgan*	1-5	0-0	0-0	1	5	6	1	2	6	1	0	0 27
04	Simmons, Parrisha*	0-1	0-0	1-6	4	1	5	1	1	3	0	0	2 19
05	Smalley, Alli*	6-15	1-5	3-4	1	3	4	2	16	1	4	1	2 26
02	Jennings, Morgan	2-2	0-0	2-2	1	1	2	1	6	1	1	0	3 14
11	Strain, Courtney	1-3	1-1	0-0	1	1	2	0	3	0	0	1	0 17
20	West, Pascale	2-3	0-0	0-0	0	1	1	4	4	0	0	0	0 8
23	Hilliard, Chantel	2-3	0-0	0-0	0	3	3	0	4	0	1	0	1 13
25	Williams, Jassany	4-13	0-0	1-2	5	1	6	3	9	0	1	2	2 18
32	Tanner, Tyrese	1-7	1-4	1-2	2	1	3	1	4	2	1	1	0 10
34	Davis, Peyton	0-1	0-0	3-4	0	0	0	2	3	0	0	1	0 3
TEAM					2	3	5						
Totals.....		28-72	6-20	17-27	23	29	52	17	79	18	13	6	15 200

Officials: Dock Sisk (R), Amy Bonner (U1), Barry Roberts (U2)

Technical fouls: Mercer-None. Auburn-None.

Attendance: 2459

Score by Periods	1st	2nd	Total
Mercer	20	41	61
Auburn	40	39	79

AUBURN - Senior Jordan Greenleaf led the Tigers with a double-double, scoring 16 points with 12 rebounds, as the Auburn women's basketball team opened the new Auburn Arena with a 79-61 win over Mercer. Senior Alli Smalley also scored 16 points with sophomore Blanche Alverson adding 11.

A crowd of nearly 2,500 came out for the inaugural game in the new facility. The Tigers took on Mercer as part of a doubleheader with the Auburn men's basketball team.

Alverson scored the first Auburn basket in the new facility, draining a three-pointer at the 19:04 mark. Her nine first-half points were a team-high as the Tigers took a 40-20 lead into the locker room.

The Tigers saw their largest lead of the day at the 15:38 mark of the second half as back-to-back jumpers from Greenleaf forced a Mercer timeout. The Bears' freshman Briana Williams then opened up on a hot streak to close the second half, scoring 20 points while shooting 7-of-10 from the field. She finished with a game-high 23 points.

All 12 active Tigers saw action and scored in the game with the freshman class combining for 19 points and 11 rebounds. Jassany Williams led the newcomers with nine points and six boards in 18 minutes of action. The Davie, Fla., native also led the Tigers in blocks with two.

The Tigers shot 28-of-72 from the field, 17-of-27 from the line and 6-of-20 from three-point land. Auburn also out-rebounded the Bears, 52-41.

Game 2: Nov. 15, 2010
Auburn 61, #16/14 Florida State 67
Auburn Arena
Auburn, Ala.

Official Basketball Box Score -- Game Totals -- Final Statistics

Florida State vs Auburn

11-15-10 6 p.m. at Auburn, Ala. - Auburn Arena

VISITORS: #16/14 Florida State (2-0)

#	Player	fg-fga	3fg-fga	ft-fa	rebounds		pf	tp	a	to	blk	s	min
					of	de							
33	Natasha Howard*	6-9	2-3	0-0	3	6	9	4	14	2	9	2	0 29
54	Gierra Bravard*	3-6	0-0	6-8	3	7	10	4	12	1	2	0	0 23
03	Alexa Deluzio*	6-13	2-5	9-9	4	2	6	3	23	2	2	0	1 34
05	Christian Hunnicutt*	1-4	0-1	1-2	3	1	4	3	3	3	0	1	36
12	Courtney Ward*	0-6	0-4	0-0	1	2	3	1	0	2	7	0	3 34
00	Chasity Clayton	3-10	1-2	0-0	1	3	4	1	7	0	3	0	1 15
22	Olivia Bresnahan	0-1	0-0	0-0	0	2	2	1	0	0	0	0	0 9
34	Chelsea Davis	3-4	0-0	2-3	1	4	5	1	8	0	3	0	0 20
TEAM					1	3	4						
Totals.....		22-53	5-15	18-22	17	30	47	18	67	10	29	2	6 200

HOME: Auburn (1-1)

#	Player	fg-fga	3fg-fga	ft-fa	rebounds		pf	tp	a	to	blk	s	min
					of	de							
14	Alverson, Blanche*	7-12	2-3	0-0	2	0	2	4	16	0	0	1	31
21	Greenleaf, Jordan*	5-13	1-1	4-5	4	5	9	4	15	0	4	2	3 39
01	Toles, Morgan*	7-14	0-0	1-4	1	2	3	1	15	7	4	0	3 34
04	Simmons, Parrisha*	1-2	0-0	0-0	0	1	1	1	2	0	0	0	13
05	Smalley, Alli*	2-15	1-6	1-2	0	2	2	2	6	3	4	1	1 33
02	Jennings, Morgan	0-1	0-0	0-0	1	1	2	0	0	2	1	0	0 9
11	Strain, Courtney	1-1	0-0	0-0	0	1	1	2	0	1	0	0	4
20	West, Pascale	0-0	0-0	0-0	0	0	0	0	0	0	0	0	2
23	Hilliard, Chantel	0-0	0-0	0-0	0	0	0	0	0	0	0	1	0 6
25	Williams, Jassany	2-6	0-0	1-2	1	2	3	5	5	0	3	2	3 26
32	Tanner, Tyrese	0-2	0-0	0-0	1	0	1	0	0	0	0	0	1 2
34	Davis, Peyton	0-0	0-0	0-0	0	0	0	0	0	0	0	0	1
TEAM					2	3	5						
Totals.....		25-66	4-10	7-13	12	17	29	19	61	12	17	6	12 200

Officials: Dee Kantner (R), Bob Trammell (U1), Eric Brewton (U2)

Technical fouls: Florida State-None. Auburn-None.

Attendance: 2176

Score by Periods	1st	2nd	Total
Florida State	23	44	67
Auburn	30	31	61

AUBURN - After taking a seven-point lead at halftime, the Auburn women's basketball team could not hold off the second-half surge from No. 16/14 Florida State as the Seminoles pulled out the 67-61 win, handing the Tigers their first loss in Auburn Arena.

Sophomore Blanche Alverson led the Tigers in scoring with 16, shooting 7-of-12 from the field and connecting on 2-of-3 from beyond the arc. Senior Jordan Greenleaf and sophomore Morgan Toles each knocked down 15. Greenleaf led the team with nine rebounds.

The Tigers tallied 12 steals, forcing 29 Seminole turnovers. Auburn then turned those 29 turnovers into 29 points on the other end of the floor. Greenleaf, Toles and freshman Jassany Williams led Auburn with three steals each.

The Tigers found themselves down, 23-14, at 7:04 in the first half before opening up a 16-0 run to close the period. Williams, Smalley and Greenleaf combined for four blocks as the Tigers forced seven turnovers to take a 30-23 lead into the break. Toles closed the final 3:54 of the second half with four points and three assists.

The Seminoles answered with a surge of their own in the second half, using an early 10-0 run to re-take the lead. Florida State used a 12-4 run down the stretch, fueled by its free throw shooting, to come away with the win.

As a team, the Tigers were 25-of-66 from the field for 37.9 percent. Auburn shot 7-of-13 from the stripe and 4-of-10 from 3-point land. Florida State out-rebounded Auburn, 47-29.

Game 3: Nov. 18, 2010
Auburn 62, #6/6 Duke 75
Auburn Arena
Auburn, Ala.

Official Basketball Box Score -- Game Totals -- Final Statistics

Duke vs Auburn

11-18-10 6 p.m. CT at Auburn, Ala. - Auburn Arena

VISITORS: Duke (3-0)

#	Player	fg-fga	3fg-fga	ft-fa	rebounds		pf	tp	a	to	blk	s	min
					of	de							
13	Christmas, Karima*	4-8	1-4	1-1	1	2	3	1	10	0	1	1	1 32
24	Scheer, Kathleen*	0-5	0-1	0-0	3	1	4	2	0	0	0	1	1 13
34	Thomas, Krystal*	5-6	0-0	1-2	4	3	7	3	11	0	3	0	2 26
04	Wells, Chloe*	2-6	1-3	0-0	0	0	1	5	1	2	0	3	22
05	Thomas, Jasmine*	7-13	1-4	1-2	0	2	2	3	16	5	3	1	3 35
03	Selby, Shay	1-1	0-0	0-0	0	2	2	2	2	2	2	0	0 12
12	Gray, Chelsea	3-6	1-3	6-6	0	2	2	0	13	1	3	0	3 14
15	Jackson, Richa	0-1	0-1	0-0	0	1	1	0	0	0	0	0	0 2
32	Liston, Tricia	2-4	0-2	0-0	0	0	0	0	4	0	0	0	0 4
33	Peters, Haley	5-9	0-0	0-0	2	4	6	5	10	1	2	0	1 20
43	Vernerey, Allison	1-1	0-0	2-2	2	1	3	2	4	0	1	2	1 20
TEAM					1	1							
Totals.....		30-60	4-18	11-13	12	19	31	19	75	10	17	5	15 200

HOME: Auburn (1-2)

#	Player	fg-fga	3fg-fga	ft-fa	of	de	tot	pf	tp	a	to	blk	s	min
14	Alverson, Blanche*	3-10	2-8	1-2	0	7	7	1	9	2	2	0	1	33
21	Greenleaf, Jordan*	3-8	0-2	2-4	3	6	3	8	0	4	0	1	38	
01	Toles, Morgan*	5-10	0-0	2-4	2	0	2	3	12	5	4	0	2	28
04	Simmons, Parrisha*	1-3	0-0	2-4	1	0	1	1	4	1	1	0	2	12
05	Smalley, Alli*	3-4	2-3	4-4	1	2	3	2	12	3	4	0	0	26
02	Jennings, Morgan	1-3	0-0	3-4	0	2	2	5	1	3	0	1	16	
11	Strain, Courtney	0-0	0-0	0-0	0	0	0	0	0	0	0	0	0	6
20	West, Pascale	1-1	0-0	0-0	0	0	0	2	0	0	0	0	0	3
23	Hilliard, Chantel	1-5	0-0	2-2	3	1	4	1	4	1	0	0	12	
25	Williams, Jassany	0-2	0-0	0-0	1	2	1	0	0	2	0	0	0	16
32	Tanner, Tyrese	2-4	2-4	0-0	0	1	1	6	0	1	0	0	8	8
34	Davis, Peyton	0-0	0-0	0-0	0	0	2	0	0	0	0	0	0	2
TEAM						2	1	3						
Totals		20-50	6-17	16-24	13	18	31	17	62	13	21	0	8	200

Game 4: Nov. 22, 2010
Auburn 49, South Florida 67
Sun Dome
Tampa, Fla.

Official Basketball Box Score -- Game Totals -- Final Statistics

Auburn vs South Florida

11-22-10 7 P.M. at USF Sun Dome, Tampa, Fla.

VISITORS: Auburn (1-3)

#	Player	fg-fga	3fg-fga	ft-fa	rebounds		of	de	tot	pf	tp	a	to	blk	s	min
14	Alverson, Blanche*	3-11	2-8	0-0	1	1	2	3	8	0	1	0	1	0	0	29
21	Greenleaf, Jordan*	5-13	0-0	3-4	7	3	10	0	13	1	3	1	1	1	1	38
01	Toles, Morgan*	0-4	0-1	3-4	0	2	2	1	3	3	1	0	0	0	0	27
04	Simmons, Parrisha*	0-0	0-0	0-2	0	1	1	2	0	0	0	0	0	0	0	12
05	Smalley, Alli*	1-11	0-4	2-3	0	0	0	2	4	0	0	0	0	0	0	22
02	Jennings, Morgan	0-4	0-0	1-2	2	1	3	1	1	2	1	0	0	0	0	16
23	Hilliard, Chantel	7-9	0-0	2-2	4	3	7	1	16	0	0	0	0	0	0	23
25	Williams, Jassany	1-6	0-0	0-0	2	1	3	1	2	0	2	0	0	0	0	10
32	Tanner, Tyrese	1-3	0-0	0-0	1	2	3	4	2	3	1	1	0	0	0	19
34	Davis, Peyton	0-1	0-0	0-0	1	2	3	1	0	0	1	0	0	1	0	4
TEAM																
Totals.....		18-62	2-13	11-17	22	17	39	16	49	9	10	2	1	2	1	200

HOME: South Florida (3-2)

#	Player	fg-fga	3fg-fga	ft-fa	rebounds		of	de	tot	pf	tp	a	to	blk	s	min
04	CONNER, Tiffany*	2-4	1-2	2-2	1	3	4	2	7	3	2	1	0	0	0	22
11	GRANT, Porche*	4-5	0-0	0-0	1	6	7	3	8	0	3	4	1	1	0	30
01	WYNNE, Jasmine*	1-2	0-0	2-3	1	4	5	3	4	3	2	1	1	1	0	30
02	SAUNDERS, Kanisha*	2-8	1-2	0-0	0	1	1	5	7	1	0	2	0	0	0	32
21	SMITH, Andrea*	12-22	8-13	1-2	2	3	5	2	33	2	1	0	0	0	0	38
02	DOOMES-STEPHENS, L.	0-1	0-1	0-0	1	0	1	2	0	0	0	0	0	0	0	12
12	SMITH, Andrell	0-2	0-1	0-1	0	2	2	1	0	4	0	0	0	0	0	15
22	FLOWERS, Aleshia	0-0	0-0	0-0	0	1	1	0	0	0	0	0	0	0	0	0+
30	EKSTROM, Salla	0-0	0-0	0-0	0	0	0	0	0	0	0	0	0	0	0	0+
32	MC DONALD, Akila	0-0	0-0	0-1	2	2	4	1	0	0	1	1	0	1	0	10
33	CARN, Daleisha	5-5	0-0	0-0	0	1	1	0	10	2	1	0	0	0	0	11
TEAM																
Totals.....		26-49	10-19	5-9	9	26	35	15	67	21	11	7	4	2	4	200

Officials: Dennis DeMayo, Luis Gonzalez, Amy Bonner

Technical fouls: Auburn-None. USF-None.

Attendance: 1106

Score by Periods	1st	2nd	Total
Auburn	24	25	49
South Florida	36	31	67

TAMPA - Playing on the road for the first time this season, the Auburn women's basketball team struggled from the field, shooting 29 percent, as South Florida pulled out the 67-49 win. Junior Chantel Hilliard scored 16 points off the bench to lead the Tigers in the loss.

South Florida scored 22 of the first 25 points of the game, taking a 22-3 lead with 12:01 to go in the first half. The Tigers were able to get back on their feet, out-scoring USF 21-14 during the rest of the period to cut the Bull lead to 12 at halftime, 36-24.

Auburn came out of the locker room on a mission, scoring the first eight points, four from Hilliard, to cut the lead to four in the first three minutes of the second half, forcing USF to call at timeout at the 17:23 mark. That would be as close as the Tigers would come, though, as the Bulls came out of the timeout scoring the next four points to put its lead back to eight.

Led by 10 second-half points each from Hilliard and senior Jordan Greenleaf, Auburn was able to keep the South Florida lead in single digits for most of the remainder of the half.

A Hilliard layup cut the lead to seven with 7:58 to play, but that is as close as Auburn would get in the final minutes as USF's Andrea Smith answered with a 3-pointer, one of her eight on the night, to build the lead back to 10 with 6:47 to go.

Smith's 3-pointer opened up a 16-5 USF run to finish the game, building the lead back to as much as 19 points as the Bulls cruised to the 67-49 win. Smith would go on to score a game-high 33 points.

Game 5: Nov. 26, 2010
Auburn 53, Sacred Heart 65
St. Georges High School
Freeport, Bahamas
Junkanoo Jam

Official Basketball Box Score -- Game Totals -- Final Statistics

Sacred Heart vs Auburn

11-26-10 1 p.m. at Freeport, Bahamas

VISITORS: Sacred Heart (2-2)

#	Player	fg-fga	3fg-fga	ft-fa	rebounds		of	de	tot	pf	tp	a	to	blk	s	min
01	NORMAN, Ericka*	1-4	1-3	2-2	2	3	5	2	5	2	2	0	0	3	0	24
03	EVANS, Kiley*	4-8	0-0	5-9	3	3	6	2	13	0	7	1	1	1	0	33
15	MERRIMAN, Morgan*	2-3	0-0	1-1	1	1	2	4	5	1	4	1	0	0	0	32
20	TAYLOR, Callan*	5-10	3-6	0-0	0	6	6	5	13	2	5	0	2	0	0	24
35	APD, Alisa*	6-12	2-4	1-2	2	4	6	2	15	0	7	0	1	0	0	33
04	COSGROVE, Maggie	4-6	2-3	0-0	0	2	2	2	10	3	2	0	0	0	0	26
23	REILLY, Maureen	2-4	0-1	0-0	0	5	5	2	4	1	0	1	0	1	0	25
32	CAMPBELL, Alexis	0-0	0-0	0-0	0	1	1	0	0	0	0	0	0	0	0	3
TEAM																
Totals.....		24-47	8-17	9-14	8	34	42	19	65	9	27	3	7	20	0	200

HOME: Auburn (1-4)

#	Player	fg-fga	3fg-fga	ft-fa	rebounds		of	de	tot	pf	tp	a	to	blk	s	min
01	Toles, Morgan*	4-7	0-0	0-0	3	1	4	2	8	0	2	0	0	0	0	22
05	Smalley, Alli*	5-13	2-5	0-0	1	4	5	1	12	1	2	0	2	0	0	28
14	Alverson, Blanche*	1-5	0-2	0-0	0	1	1	1	2	0	2	0	0	0	0	18
21	Greenleaf, Jordan*	1-7	0-0	2-4	6	1	7	2	4	4	3	1	1	1	0	32
23	Hilliard, Chantel*	2-5	0-0	1-2	1	2	3	0	5	1	2	0	0	0	0	19
02	Jennings, Morgan	1-5	0-0	2-2	1	1	2	1	4	0	2	0	1	1	0	15
04	Simmons, Parrisha	2-3	0-0	1-4	3	1	4	0	5	2	0	0	0	1	0	13
11	Strain, Courtney	0-6	0-3	3-6	0	0	0	1	3	0	1	0	1	0	1	15
20	West, Pascale	0-1	0-0	0-2	0	0	0	1	0	0	0	0	0	0	0	5
25	Williams, Jassany	0-3	0-0	0-0	0	2	2	2	0	0	0	0	0	0	0	9
32	Tanner, Tyrese	4-8	0-2	2-3	1	1	2	1	10	0	1	0	1	0	0	31
34	Davis, Peyton	0-1	0-0	0-0	0	0	0	0	0	0	0	0	0	0	0	3
TEAM																
Totals.....		20-64	2-12	11-23	16	18	34	12	53	8	15	1	9	20	0	200

Officials: Joanne Aldridge, Wesley Dean, Shelly Nakasone

Technical fouls: Sacred Heart-None. Auburn-None.

Attendance: 371

Score by Periods	1st	2nd	Total
Sacred Heart	38	27	65
Auburn	18	35	53

First Game of 2010 Junkanoo Jam

FREEPORT, Bahamas - The Auburn women's basketball team struggled from the field Nov. 26, shooting 31.3 percent as the Tigers fell to Sacred Heart, 65-53, in the first game of the 2010 Junkanoo Jam in Freeport, Bahamas.

Senior Alli Smalley led the Tigers in scoring with 12 points while freshman Tyrese Tanner came off the bench for 10 points and three steals. Jordan Greenleaf pulled down a team-high seven rebounds.

After playing only six minutes in the first half, Tanner came off the bench and played 15 of the 20 minutes in the second half, scoring all 10 of her points in the period. She was also big in the Auburn press, forcing three turnovers late in the game.

After taking a 38-18 lead at halftime, Sacred Heart came out on fire in the second half, extending its lead to 32 with 9:27 left thanks 23-11 run to open the half. Auburn responded by turning on its defense in the last nine minutes, forcing 12 turnovers while holding the Pioneers to only four points.

The run allowed Auburn to cut the Sacred Heart lead to 12, down from 32, by the end of the game, but it was cut short as the Tigers lost, 65-53.

For the game, Auburn forced 27 Pioneer turnovers, gathering nine steals, but the Tigers lost the rebounding battle, 42-34. Sacred Heart shot 51.1 percent for the game and 47.1 percent of its free throws.

Game 6: Nov. 27, 2010
Auburn 85, Seton Hall 51
St. Georges High School
Freeport, Bahamas
Junkanoo Jam

Official Basketball Box Score -- Game Totals -- Final Statistics

Auburn vs Seton Hall

11-27-10 1 p.m. at Freeport, Bahamas

VISITORS: Auburn (2-4)

#	Player	rebounds														
		fg-fg	3fg-fg	ft-ft	of	de	tot	pf	tp	a	to	blk	s	min		
05	Smalley, Alli*	6-10	3-4	0-0	0	0	0	0	15	4	2	0	1	19		
11	Strain, Courtney*	2-6	1-3	2-2	0	1	1	1	7	0	3	0	1	20		
14	Alverson, Blanche*	4-8	0-3	4-5	2	1	3	1	12	2	3	0	0	17		
21	Greenleaf, Jordan*	1-2	0-0	0-0	1	1	2	1	2	1	1	0	0	21		
32	Tanner, Tyrese*	1-7	0-2	0-3	2	3	5	3	2	1	4	0	2	20		
01	Toles, Morgan	5-7	0-0	2-3	0	0	0	2	12	4	0	0	0	17		
02	Jennings, Morgan	7-7	0-0	0-1	0	4	4	2	14	1	1	0	2	19		
04	Simmons, Parrisha	1-4	0-0	2-5	2	3	5	1	4	1	0	0	0	21		
20	West, Pascale	0-0	0-0	1-2	0	0	0	1	1	0	1	0	0	7		
23	Hilliard, Chantel	2-4	0-0	0-0	0	1	1	1	4	0	0	0	1	9		
25	Williams, Jossany	3-4	0-0	2-2	3	4	7	2	8	1	0	2	0	18		
34	Davis, Peyton	2-5	0-0	1-2	1	3	3	4	1	1	0	0	12			
TEAM					1	4	5			1						
Totals.....		34-64	4-12	13-24	13	23	36	18	85	16	7	2	12	200		

Game 7: Dec. 2, 2010
Auburn 75, South Alabama 70
Auburn Arena
Auburn, Ala.

Official Basketball Box Score -- Game Totals -- Final Statistics

South Alabama vs Auburn

12-02-10 6 p.m. at Auburn, Ala. -- Auburn Arena

VISITORS: South Alabama (3-4)

#	Player	fg-fga	3fg-fga	ft-fa	rebounds		pf	tp	a	to	blk	s	min
					of	de							
21	Shelter, Christian*	4-8	1-2	2-2	0	2	2	5	11	0	1	0	20
24	Ammons, Taylor*	8-16	0-0	1-2	2	6	8	1	17	0	0	1	33
01	Peterson, Sarda*	4-5	2-2	0-1	0	1	1	2	10	4	2	0	27
10	Banks, Siedah*	3-6	0-1	3-4	0	3	3	1	9	4	3	0	32
15	Rutledge, Brittney*	3-6	3-5	0-0	0	3	3	4	9	3	3	0	19
03	Walker, Lauren	0-0	0-0	0-0	0	0	0	0	0	0	0	0	6
04	Simmons, Vanessa	0-1	0-0	0-0	0	0	0	1	0	0	2	0	8
05	Robertson, Ronneka	1-3	0-0	0-0	0	1	1	2	0	1	0	0	7
23	Nixon, Mary	2-4	0-0	1-2	6	2	8	3	5	1	4	0	21
25	Cherizol, Veronica	0-1	0-0	0-0	0	4	4	1	0	1	1	1	0
33	El, Mansa	2-3	1-2	2-2	0	0	0	1	7	1	0	0	8
TEAM						1	5	6					
Totals.....		27-53	7-12	9-13	9	27	36	20	70	14	17	2	0 200

HOME: Auburn (3-4)

#	Player	fg-fga	3fg-fga	ft-fa	rebounds		pf	tp	a	to	blk	s	min
					of	de							
14	Alverson, Blanche*	3-4	1-2	0-0	0	2	2	7	3	2	1	0	21
21	Greenleaf, Jordan*	4-10	0-1	3-4	4	5	9	2	11	3	2	2	32
32	Tanner, Tyrese*	2-3	0-1	1-2	1	3	4	3	5	0	1	2	15
02	Jennings, Morgan*	2-6	0-0	0-2	0	2	2	3	4	1	0	1	27
05	Smalley, Alli*	5-15	1-3	4-4	0	1	1	2	15	1	1	0	26
01	Toles, Morgan	4-7	0-0	2-2	0	0	0	10	5	0	0	0	27
04	Simmons, Parrisha	0-4	0-0	5-6	4	2	6	2	5	0	2	0	16
11	Strain, Courtney	0-2	0-0	0-0	0	0	0	1	0	0	1	0	12
23	Hilliard, Chantel	2-4	0-0	1-2	1	0	1	3	5	0	0	0	11
25	Williams, Jassany	5-7	0-0	3-6	2	2	4	1	13	0	0	0	23
TEAM						2	2	4					
Totals.....		27-62	2-7	19-28	14	19	33	19	75	13	9	6	9 200

Officials: Joe Cunningham (R), Eddie Novak (U1), Troy Winders (U2)

Technical fouls: South Alabama-None. Auburn-None.

Attendance: 2006

Score by Periods	1st	2nd	Total
South Alabama	31	39	70
Auburn	42	33	75

AUBURN - Senior Alli Smalley scored a team-high 15 points, followed by a career-high 13 from freshman Jassany Williams as the Auburn women's basketball team pulled out the 75-70 win over in-state rival South Alabama. The win was the 24th win in a row for the Tigers over the Jaguars.

Auburn led by 11 at the half, but saw the lead slip away with South Alabama taking the lead with 14:03 left in the game. The Tigers bounced back, building its lead back to 10 before taking the five-point win.

Auburn used a 10-player rotation with everyone that played accounting for at least 11 minutes of action. Only senior Jordan Greenleaf, who played 32 minutes, topped the 30-minute mark. With the rotation, Auburn was able to get use out of its bench, out-scoring the South Alabama bench, 33-14.

The Tigers again used their defense to pull out the win, using nine steals to force 17 South Alabama turnovers, scoring 17 points off the turnovers. The Tigers also blocked six shots.

Senior Jordan Greenleaf led Auburn on the blocks, pulling down a game-high nine rebounds with her 11 points. She also tallied two blocks and a team-high three steals.

South Alabama was led by Taylor Ammons with 17 points and eight rebounds. Christian Shelter added 11 for the Jaguars while Sarda Banks chipped in 10 with four assists.

Game 8: Dec. 4, 2010
Auburn 61, Temple 61
Auburn Arena
Auburn, Ala.

Official Basketball Box Score -- Game Totals -- Final Statistics

Temple vs Auburn

12-04-10 1 p.m. at Auburn, Ala. -- Auburn Arena

VISITORS: Temple (4-4)

#	Player	fg-fga	3fg-fga	ft-fa	rebounds		pf	tp	a	to	blk	s	min
					of	de							
05	MCCARTHY, Kristen*	5-17	2-5	3-4	3	2	5	3	15	2	2	1	2 37
30	BENNETT, Marli*	2-4	0-2	0-0	1	5	6	2	4	0	0	1	0 29
32	THAMES, Natasha*	1-5	0-0	1-2	2	3	5	4	3	1	0	0	25
11	PEDDY, Shey*	7-12	3-4	0-0	3	6	9	4	17	4	3	0	3 36
13	WALLACE, Qwedra*	5-11	1-5	4-6	3	2	5	4	15	0	5	0	1 27
01	LEWIS, Brittany	1-3	1-2	0-0	0	2	2	1	3	2	0	0	0 16
03	WILLIAMS, BJ	0-3	0-2	0-0	0	0	0	1	0	2	2	0	0 14
04	BELL, Satoria	2-3	1-1	0-0	0	2	2	0	5	0	1	0	0 6
25	MACAULAY, Victoria	0-1	0-0	0-0	0	1	1	3	0	0	1	2	0 10
TEAM						4	4						
Totals.....		23-59	8-21	8-12	12	27	39	22	62	11	14	4	6 200

HOME: Auburn (3-5)

#	Player	fg-fga	3fg-fga	ft-fa	rebounds		pf	tp	a	to	blk	s	min
					of	de							
21	Greenleaf, Jordan*	3-10	0-0	3-5	6	6	12	2	9	4	1	2	0 38
44	Alverson, Blanche*	3-8	3-7	1-2	2	3	5	1	10	3	1	0	0 32
02	Jennings, Morgan*	4-7	0-0	0-1	3	2	5	1	8	1	2	1	0 27
05	Smalley, Alli*	7-17	3-7	5-9	0	3	3	3	22	0	1	0	3 33
32	Tanner, Tyrese*	0-1	0-0	0-0	1	1	2	1	0	0	1	0	0 8
01	Toles, Morgan	0-6	0-0	0-0	1	3	4	2	0	4	2	0	1 23
04	Simmons, Parrisha	0-1	0-0	2-2	2	0	2	1	2	1	2	0	0 9
11	Strain, Courtney	0-2	0-0	0-0	0	0	0	0	0	0	0	0	0 2
23	Hilliard, Chantel	3-5	0-0	4-4	1	3	4	3	10	0	3	0	0 23
25	Williams, Jassany	0-2	0-0	0-0	0	0	0	1	0	0	1	0	1 5
TEAM						1	4	5					
Totals.....		20-59	6-14	15-23	17	25	42	15	61	13	15	3	5 200

Officials: Lisa Mattingly (R), Tina Napier (U1), Amy Bonner (U2)

Technical fouls: Temple-None. Auburn-None.

Attendance: 3206

Score by Periods	1st	2nd	Total
Temple	33	29	62
Auburn	33	28	61

AUBURN - Temple's Brittany Lewis hit her only shot of the game, a 3-pointer from the right side with 1:22 left in the game, giving the Owls a lead it would not give up as Temple pulled out the 62-61 win against Auburn on Dec. 4. Senior Alli Smalley passed the 20-point mark for the first time this season, leading the Tigers with 22 points in the loss.

Auburn trailed during most of the first half, but came back to tie the game at 33 going into halftime. Back-to-back 3-pointers from Smalley and sophomore Blanche Alverson in the final three minutes tied the game up going into the locker room.

One of the bright spots of the game for Auburn was a Smalley 3-pointer with 8:37 left in the game. Not only did the trey give the Tigers a six-point lead, but was also 185th of Smalley's career, giving her the Auburn record for career 3-pointers.

Auburn eventually led by as many as seven points after a Hilliard layup with 6:27 to go, giving the Tigers a 54-47 lead. But Temple used its outside shooting, hitting four 3-pointers in the final five minutes, to out-score Auburn 15-7 down the stretch for the win.

Three Tigers scored in double figures, led by Smalley's 22 points. Alverson and Hilliard scored 10 points each while senior Jordan Greenleaf scored nine points along with her game-high 12 rebounds.

Temple was led by Shey Paddy, who was 3-of-4 from beyond the arc, with 17 points and nine rebounds. Kristen McCarthy and Qwedra Wallace each added 15 for the Owls.

Game 9: Dec. 15, 2010
Auburn 52, George Washington 45
Charles E. Smith Center
Washington, D.C.

Official Basketball Box Score -- Game Totals -- Final Statistics

Auburn vs George Washington

12-15-10 7 p.m. at Washington, D.C. - Smith Center

VISITORS: Auburn (4-5)

#	Player	fg-fga	3fg-fga	ft-fa	rebounds		pf	tp	a	to	blk	s	min
					of	de							
14	Alverson, Blanche*	6-15	2-6	2-2	2	2	4	1	16	0	3	0	2 35
21	Greenleaf, Jordan*	1-8	0-0	1-2	5	6	11	1	3	0	0	4	1 34
01	Toles, Morgan*	1-8	0-0	1-2	2	2	4	2	3	7	2	0	2 24
04	Simmons, Parrisha*	1-1	0-0	0-0	3	2	5	1	2	0	1	0	0 13
05	Smalley, Alli*	5-15	4-7	0-1	2	1	3	0	14	1	0	0	0 34
02	Jennings, Morgan	1-3	0-0	1-3	3	2	5	1	3	6	0	0	3 19
23	Hilliard, Chantel	2-5	0-0	1-2	1	1	2	3	5	0	1	1	0 12
25	Williams, Jassany	2-6	0-0	1-2	2	2	4	0	5	0	2	1	1 12
32	Tanner, Tyrese	0-2	0-0	0-0	3	2	5	0	0	2	1	0	0 14
34	Davis, Peyton	0-1	0-0	1-2	1	0	1	1	1	0	0	0	0 3
TEAM						3	2	5					
Totals.....		19-64	6-13	8-16	27	22	49	10	52	14	11	7	9 200

HOME: George Washington (5-5)

					rebounds									
#	Player	fg-fga	3fg-fga	ft-fa	of	de	tot	pf	tp	a	to	blk	s	min
11	WILSON, Brooke*	2-7	1-2	0-0	3	4	7	2	5	0	1	1	1	27
31	BOOKER, Tara*	3-10	2-6	0-0	2	6	8	3	8	0	1	0	1	30
34	ABIONA, Ivy*	3-7	0-0	0-0	4	1	5	2	6	0	0	3	1	28
05	MYERS, Tiana*	4-8	0-2	4-4	0	3	3	2	12	3	4	0	0	21
12	JACKSON, Danni*	1-9	0-0	0-0	0	2	2	1	2	4	5	1	2	34
03	ALDRIDGE, Kristin	2-6	0-0	0-0	0	1	1	3	4	1	2	0	0	20
13	DAVIS, Janine	0-1	0-1	0-0	0	0	0	0	0	0	0	0	0	6
14	PAINTER, Chelisa	0-0	0-0	0-0	0	0	0	0	0	1	0	0	0	5
44	MOSTAFA, Sara	1-2	0-0	2-2	2	4	0	4	3	1	1	1	1	19
50	ALLUMS, Kye	2-4	0-2	0-0	0	1	4	4	0	0	0	0	0	10
TEAM					3	2	5				1			
Totals.....		18-54	3-13	6-6	14	22	36	17	45	12	15	6	6	200

Game 10: Dec. 18, 2010
Auburn 56, Purdue 76
Conseco Fieldhouse
Indianapolis, Ind.
Boilermaker Blockbuster

Official Basketball Box Score -- Game Totals -- Final Statistics

Auburn vs Purdue

12-18-10 1:30 p.m. at Conseco Fieldhouse, Indianapolis, Ind.

VISITORS: Auburn (4-6)

#	Player	rebounds										pf	tp	a	to	blk	s	min
		fg	3fg	ft	of	de	tot	pf	tp	a	to							
01	Toles, Morgan*	3-9	0-1	0-1	1	1	2	0	6	5	2	0	2	27				
04	Simmons, Parrisha*	2-4	0-0	2-2	0	0	0	1	6	0	0	0	0	8				
05	Smalley, Alli*	5-11	4-6	4-4	1	1	2	4	18	1	3	0	2	30				
14	Alverson, Blanche*	3-9	2-6	2-2	1	1	2	2	10	0	1	0	0	31				
21	Greenleaf, Jordan*	0-4	0-0	0-0	4	0	4	0	0	2	1	3	31					
02	Jennings, Morgan	0-6	0-0	1-3	1	0	1	1	1	0	1	0	0	12				
11	Strain, Courtney	2-5	1-2	0-0	0	0	0	0	5	1	1	0	1	10				
20	West, Pascale	0-0	0-0	0-0	1	2	3	4	0	0	1	0	1	8				
23	Hilliard, Chantel	2-6	0-0	0-1	0	1	1	3	4	1	1	1	0	11				
25	Williams, Jassany	1-3	0-0	0-2	2	3	5	2	2	0	0	1	2	17				
32	Tanner, Tyrese	1-4	0-1	2-2	2	0	2	0	4	0	0	1	0	12				
34	Davis, Peyton	0-1	0-0	0-0	0	0	0	0	0	0	0	0	0	3				
TEAM		7 4 11										3						
Totals.....		19-62	7-16	11-17	20	13	33	21	56	8	15	4	11	200				

HOME: Purdue (6-3)

#	Player	rebounds										pf	tp	a	to	blk	s	min
		fg	3fg	ft	of	de	tot	pf	tp	a	to							
05	Rayburn, Brittany*	7-15	4-9	7-7	1	1	2	2	25	1	2	0	0	29				
15	Moses, Courtney*	5-9	1-3	1-1	0	3	3	12	4	4	0	2	35					
41	Guyton, Alex*	4-8	0-0	6-9	5	4	9	2	14	0	3	2	4	27				
43	Poston, Chantel*	2-3	0-0	1-2	1	4	5	3	5	2	2	0	0	24				
52	Wilson, Ashley*	3-4	0-0	3-4	1	4	5	0	9	1	0	1	0	20				
02	Howard, Antonette	2-4	0-0	1-1	0	2	2	0	5	1	4	0	0	16				
20	Williams, Dee Dee	0-1	0-0	2-2	2	2	4	1	2	1	2	0	0	17				
24	Mingo, Drey	0-0	0-0	2-2	0	1	1	1	2	0	0	0	0	2				
32	Ostarella, Sam	0-2	0-1	0-0	1	6	7	4	0	2	1	2	1	13				
40	Jones, Chelsea	1-1	0-0	0-0	1	1	2	0	2	0	1	0	0	11				
54	Woods, Samantha	0-1	0-0	0-0	0	0	0	3	0	0	0	0	0	6				
TEAM		2										2						
Totals.....		24-48	5-13	23-28	14	28	42	19	76	12	19	5	7	200				

Officials: Lisa Matingly, Tina Napier, and Beverly Roberts

Technical fouls: Auburn-West, Pascale. Purdue-None.

Attendance: 7666

Score by Periods

	1st	2nd	Total
Auburn	29	27	56
Purdue	40	36	76

Boilermaker Blockbuster

INDIANAPOLIS, Ind. - A 14-3 Purdue run early in the first half put the Auburn women's basketball team in a hole it could not dig out of as Purdue went on to win the Boilermaker Blockbuster, 76-56, Dec. 18 at Conseco Fieldhouse in Indianapolis, Ind.

Senior Alli Smalley led the Tigers with 18 points, followed by Blanche Alverson with 10. Freshman Jassany Williams led the team in rebounding with five while also collecting a blocked shot and a pair of steals.

The Boilermakers shot 50.0 percent from the field and out-rebounded Auburn, 42-33. The Tigers shot just 30.6 percent from the field, but were able to force 19 Purdue turnovers, turning them into 17 points on the other end.

Purdue's early 14-3 run gave the Boilermakers an 11-point advantage halfway through the first half. Auburn cut the lead to five with 4:28 remaining after a pair of Smalley free throws, but Purdue closed out the period on an 8-2 run for a 40-29 halftime lead.

That would be the closest the Tigers would get as Purdue continued its run in the second half. The Boilermakers led by as many as 25 late in the game, but Auburn scored the final five points to cut it to 76-56 at the buzzer.

Game 11: Dec. 21, 2010
Auburn 67, Chicago State 63
Jacoby Dickens Center
Chicago, Ill.

Official Basketball Box Score -- Game Totals -- Final Statistics

Auburn vs Chicago State

12-21-10 1 p.m. at Jacoby Dickens Center - Chicago, Ill.

VISITORS: Auburn (5-6)

#	Player	rebounds										pf	tp	a	to	blk	s	min
		fg	3fg	ft	of	de	tot	pf	tp	a	to							
14	Alverson, Blanche*	4-12	1-4	4-5	2	4	6	2	13	1	1	0	1	33				
21	Greenleaf, Jordan*	1-6	0-0	3-4	7	5	12	4	5	0	2	0	2	35				
01	Toles, Morgan*	6-14	0-0	2-2	1	3	4	1	14	7	1	0	1	33				
04	Simmons, Parrisha*	0-1	0-0	3-9	3	5	8	0	3	0	3	1	0	27				
05	Smalley, Alli*	3-12	0-4	1-2	3	1	4	3	7	2	2	0	2	29				
02	Jennings, Morgan	0-0	0-0	1-2	0	0	0	0	1	0	1	0	1	5				
11	Strain, Courtney	0-1	0-1	0-0	0	0	0	0	0	0	0	0	0	2				
23	Hilliard, Chantel	3-5	0-0	1-2	1	0	1	4	7	0	1	0	1	10				
25	Williams, Jassany	1-2	0-0	0-0	0	1	1	3	2	0	0	0	2	10				
32	Tanner, Tyrese	4-6	1-1	6-6	0	1	1	2	15	0	0	0	0	12				
34	Davis, Peyton	0-2	0-0	0-0	1	0	1	1	0	0	0	0	0	2				
TEAM		1 3 4																
Totals.....		22-61	2-10	21-32	19	23	42	20	67	10	11	3	9	200				

HOME: Chicago State (4-7)

#	Player	rebounds										pf	tp	a	to	blk	s	min
		fg-fga	3fg-fga	ft-fa	of	de	tot	pf	tp	a	to							
03	BECKEL, Tressa*	4-10	0-0	8-10	4	7	11	4	16	2	6	2	2	38				
22	WALDON, Courtney*	4-11	2-3	2-2	1	4	5	5	12	3	2	1	1	40-				
44	WROTEEN, Elana*	2-4	0-0	0-2	2	1	3	5	4	1	0	0	0	16				
14	MARLOWE, Natalie*	2-6	1-2	0-1	1	3	4	1	5	4	1	0	2	33				
21	DOCKERY, Janay*	2-10	2-3	3-4	3	2	5	3	9	5	2	0	1	39				
00	DESROCHES, Caile	6-12	0-0	3-6	4	4	8	4	15	0	3	0	0	21				
10	DAVIS, Caneke	0-0	0-0	0-0	0	0	0	0	0	0	0	0	0	1				
24	HARVEY, Jazmyn	1-1	0-0	0-0	0	0	0	3	2	1	1	0	0	12				
TEAM		3 3																
Totals.....		21-54	5-8	16-25	15	24	39	25	63	16	15	3	6	200				

Officials: Dave Stewart (R), Jeff Cross (U), Kim Hobbs (U)

Technical fouls: Auburn-None. Chicago State-None.

Attendance: 325

Score by Periods

	1st	2nd	Total
Auburn	24	43	67
Chicago State	32	31	63

CHICAGO - Freshman Tyrese Tanner scored 13 of her team-high 15 points in the second half, leading an Auburn rally for a 67-63 win at Chicago State.

She scored seven-straight points for the Tigers late in the game, including the 3-pointer that put Auburn up for good. Tanner set a new career high with her 15 points. She was 4-of-6 from the field, including a 3-pointer, and made all six of her free-throw attempts - many coming in crucial times down the stretch.

The game was the final for Auburn before the team breaks for the Holidays. It capped off an eight-day, three-game road trip for the Tigers.

Auburn took an early 7-2 lead, but saw it slip away after a pair of Cougar 3-pointers. Chicago State would go on to lead most of the first half, capping it off with a Tressa Beckel jumper with 14 seconds remaining that gave CSU its largest lead of the game at 32-24.

The Tigers responded early in the second half, opening up with an 8-2 run to cut the Cougar lead to two. Chicago State would build its lead back up to six with 6:28 left in the game, but Tanner sparked an Auburn charge that would have the Tigers out-scoring CSU 22-12 in the final minutes.

Auburn finished the game 21-of-32 from the free throw and was 11-of-13 in the final 52 seconds of the game.

Morgan Toles scored 14 points followed by Blanche Alverson with 13. Jordan Greenleaf led Auburn on the boards with 12.

Game 12: Dec. 28, 2010
Auburn 84, Alabama A&M 45
Auburn Arena
Auburn, Ala.

Official Basketball Box Score -- Game Totals -- Final Statistics

Alabama A&M vs Auburn

12-28-10 6 p.m. at Auburn, Ala. -- Auburn Arena

VISITORS: Alabama A&M (4-6)

#	Player	fg	3fg	ft	of	de	tot	pf	tp	a	to	blk	s	min
34	MILLER, Shaurice*	1-2	0-0	0-0	0	2	2	1	2	0	3	0	0	18
55	ROBERTSON, NaDra*	1-1	0-0	0-0	0	0	0	1	2	1	0	0	0	9
05	STRICKLAND, Britney*	3-8	0-2	2-3	1	2	3	1	8	2	5	0	1	24
14	WATKINS, Nesfayia*	1-3	0-0	0-0	1	2	3	3	2	0	0	0	2	16
23	TOBAR, Whiquitta*	1-10	0-2	6-9	0	5	5	3	8	3	9	0	3	30
03	STRICKLAND, Alyssa	1-4	0-1	1-2	1	0	1	1	3	1	1	0	1	20
20	STOVER, Chasity	1-3	0-0	0-0	0	1	1	1	2	1	4	0	0	16
22	MARSHALL, Chelsea	0-2	0-1	0-0	0	1	1	0	0	0	0	0	0	12
24	SANDERS, Jasmine	0-1	0-0	0-0	0	1	1	0	0	0	1	0	0	4
25	O'NEAL, Danielle	0-2	0-0	0-0	1	2	1	0	0	0	6	0	1	13
32	MOORE, Clarissa	1-4	0-1	2-2	1	2	4	0	0	0	0	0	0	12
33	WILLIAMS, Gabrielle	5-12	0-0	4-5	4	0	4	3	14	1	0	1	1	23
50	BRANTLEY, Renee	0-0	0-0	0-0	0	1	1	0	0	0	0	0	0	3
TEAM		3					2	5						
Totals.....		15-52	0-7	15-21	12	19	31	17	45	9	29	1	9	200

Game 13: Dec. 30, 2010
Auburn 79, Jacksonville State 60
Auburn Arena
Auburn, Ala.

Official Basketball Box Score -- Game Totals -- Final Statistics
 Jacksonville State vs Auburn
 12-30-10 6 p.m. at Auburn, Ala. -- Auburn Arena

VISITORS: Jacksonville State (4-9)

#	Player	rebounds										pf	tp	a	to	blk	s	min
		fg-fga	3fg-fga	ft-fa	of	de	tot	pf	tp	a	to	blk						
20	MANNING, Brittany*	3-11	0-3	2-2	2	2	4	2	8	0	6	1	0	35				
44	VAUGHN, Danielle*	4-9	0-0	2-3	7	6	13	2	10	1	3	0	1	35				
25	WILEY, Brittany*	8-15	4-6	0-0	1	6	7	0	20	1	2	0	3	39				
02	BENEBY, Danielle*	1-8	0-2	0-0	0	3	3	1	2	4	1	0	1	38				
10	PITTS, Zenobia*	6-14	2-5	0-0	2	0	2	1	14	2	4	0	2	31				
03	MCCARTHY, Amanda	1-1	0-0	0-0	0	0	0	1	2	0	0	0	0	7				
11	BROWN, Ariel	0-0	0-0	0-0	0	0	0	0	0	0	1	0	0	1				
14	LANE, Destiny	1-4	0-3	0-0	0	0	0	2	2	0	2	0	0	9				
21	HILL, JaDechia	0-0	0-0	0-0	0	1	1	0	0	0	0	0	0	2				
23	CARMINE, Candice	1-3	0-0	0-0	0	1	1	2	2	0	0	0	0	3				
TEAM		3 1 4																
Totals.....		25-65	6-19	4-5	15	20	35	12	60	8	19	1	7	200				

HOME: Auburn (7-6)

#	Player	rebounds										pf	tp	a	to	blk	s	min
		fg-fga	3fg-fga	ft-fa	of	de	tot	pf	tp	a	to	blk						
14	Alverson, Blanche*	7-15	3-8	0-0	2	6	8	0	17	0	1	2	1	26				
21	Greenleaf, Jordan*	7-12	0-0	1-1	3	3	6	2	15	1	0	1	2	24				
01	Toles, Morgan*	5-6	0-0	0-0	1	1	2	1	10	10	1	0	1	31				
04	Simmons, Parrisha*	1-3	0-0	0-0	1	2	0	2	2	1	1	1	1	16				
05	Smalley, Alli*	5-12	1-6	0-0	0	2	2	11	5	1	0	4	31					
02	Jennings, Morgan	0-1	0-0	0-0	0	1	1	1	0	2	0	0	0	8				
11	Strain, Courtney	0-1	0-0	0-0	0	0	0	1	0	0	1	0	1	3				
23	Hilliard, Chantel	2-3	0-0	0-0	2	2	4	0	4	0	2	0	1	13				
25	Williams, Jassany	2-4	0-0	3-4	3	5	8	2	7	1	4	2	1	20				
32	Tanner, Tyrese	4-8	0-1	3-4	0	4	4	3	11	2	3	1	1	19				
34	Davis, Peyton	1-2	0-0	0-0	0	0	0	2	0	1	0	1	0	9				
TEAM		1 1																
Totals.....		34-67	4-15	7-9	13	25	38	12	79	23	15	7	14	200				

Officials: Charlie Hust (R), Troy Winders (U1), Reid Brackett (U2)

Technical fouls: Jacksonville State-None. Auburn-None.

Attendance: 1965

Score by Periods	1st	2nd	Total
Jacksonville State	29	31	60
Auburn	34	45	79

AUBURN - Five players scored in double figures, led by a career-high 17 from Blanche Alverson, as the Auburn women's basketball team cruised by with the 79-60 win over in-state rival Jacksonville State Dec. 30 at Auburn Arena. Sophomore point guard Morgan Toles recorded the first double-double of her career in the win with 10 points and 10 assists.

After leading by just five points at the half, the Tigers came out on a 26-9 tear to start the second half and put the game away. Inside that start was a 14-0 Auburn run that included a pair of 3-pointers from Alverson.

Alverson coupled her career-high 17 points with a career-high eight rebounds. She also tallied two blocks and a steal in the win.

Senior Jordan Greenleaf was right behind Alverson with 15 points and six rebounds. Alli Smalley and Tyrese Tanner scored 11 points each while Toles added her 10. Freshman Jassany Williams led Auburn in rebounding along with Alverson, pulling down a career-high eight with her seven points.

Toles' double-double marked the first points-assists double-double for an Auburn player since Whitney Boddie had 15 points and 10 assists vs. Ole Miss in the 2009 SEC Tournament.

The Tigers used their defense to get the win, forcing 19 Gamecock turnovers and turning them into 24 points on the other end. Auburn also snagged 14 steals in the game, led by Smalley's four.

Game 14: Jan. 2, 2011
Auburn 66, Alabama 55
Coleman Coliseum
Tuscaloosa, Ala.

Official Basketball Box Score -- Game Totals -- Final Statistics
 Auburn vs Alabama
 01-02-11 2 p.m. at Tuscaloosa, Ala. (Coleman Coliseum)

VISITORS: Auburn (8-6, 1-0 SEC)

#	Player	rebounds										pf	tp	a	to	blk	s	min
		fg-fga	3fg-fga	ft-fa	of	de	tot	pf	tp	a	to	blk						
01	Toles, Morgan*	4-8	1-1	0-0	0	3	3	2	9	5	1	0	0	38				
04	Simmons, Parrisha*	0-0	0-0	1-2	0	4	4	2	1	0	1	0	0	14				
05	Smalley, Alli*	5-8	2-3	0-0	0	2	2	0	12	1	3	0	3	37				
14	Alverson, Blanche*	3-12	0-5	0-0	2	7	9	2	6	2	5	3	1	36				
21	Greenleaf, Jordan*	8-16	0-0	3-4	4	5	9	3	19	3	4	1	0	32				
02	Jennings, Morgan	0-0	0-0	0-0	0	1	1	0	0	0	0	0	0	3				
23	Hilliard, Chantel	1-1	0-0	0-0	0	2	2	0	2	0	3	0	0	4				
25	Williams, Jassany	1-3	0-0	0-2	0	2	2	1	2	0	0	0	0	10				
32	Tanner, Tyrese	5-11	0-1	5-6	2	4	6	3	15	0	2	1	0	26				
TEAM		3 4 7												2				
Totals.....		27-59	3-10	9-14	11	34	45	13	66	11	21	5	4	200				

HOME: Alabama (11-3, 0-1 SEC)

#	Player	rebounds										pf	tp	a	to	blk	s	min
		fg-fga	3fg-fga	ft-fa	of	de	tot	pf	tp	a	to	blk						
10	King, LaToya*	0-1	0-0	0-0	0	1	1	2	0	3	4	0	1	24				
21	Jenkins, Tierney*	12-21	0-0	7-10	9	6	15	2	31	1	0	1	5	38				
23	Russell, Ericka*	0-14	0-9	0-0	2	1	3	2	0	2	2	0	0	34				
31	Hancock, Katie*	0-3	0-1	3-4	3	0	3	1	3	2	1	0	0	16				
40	Horn, Kaneisha*	3-8	0-0	2-2	1	10	11	5	8	0	3	1	2	31				
03	Robinson, Jasmine	0-11	0-3	0-0	0	0	0	0	0	0	3	0	0	22				
05	Farmer, Caliscia	1-2	0-0	0-0	0	0	0	1	2	0	0	0	0	3				
12	Myers, Shafontaye	3-7	3-7	0-0	0	1	1	1	9	0	0	0	0	9				
20	Raffington, Varisia	0-1	0-0	0-0	0	1	1	1	0	0	0	0	0	5				
22	Lee, Kristin	0-0	0-0	0-0	1	0	1	0	0	1	3	0	0	9				
30	McCoy, Carmen	0-0	0-0	0-0	0	1	1	0	0	0	0	0	0	1				
32	MITCHEM, Alicia	1-3	0-0	0-0	1	2	3	0	2	0	1	0	0	8				
TEAM		2 2																
Totals.....		20-71	3-20	12-16	19	23	42	15	55	12	14	2	8	200				

Officials: Dee Kantner, Joe Cunningham, Ed Sidlasky

Technical fouls: Auburn-None. Alabama-None.

Attendance: 2906

Score by Periods	1st	2nd	Total
Auburn	28	38	66
Alabama	25	30	55

TUSCALOOSA, Ala. - The Tigers held Alabama without a field goal for more than 10 minutes in the second half, building up an 18-point lead that would help the Auburn women's basketball team hold on for the 66-55 win against the Crimson Tide in the teams' Southeastern Conference opener.

Senior Jordan Greenleaf scored a career-high 19 points along with nine rebounds in the win. Freshman Tyrese Tanner tied her career high with 15 points, scoring Auburn's final four points at the free throw line to preserve the win.

The teams traded the lead in the first half with neither team leading by more than four points. After Alabama's Tierney Jenkins hit a free throw to tie the game with 10 seconds left in the first half, but Auburn found senior Alli Smalley open for a 3-pointer as the buzzer sounded for a 28-25 halftime lead.

The Tigers were able to build their lead to seven early in the second half when a Jenkins jumper cut it to five with 17:04 remaining. That would be the last field goal for the Crimson Tide for more than 10 minutes as Auburn rallied off an 18-7 run for a 53-39 lead with 6:32 remaining. The Tigers led by as many as 18 points during the run.

Alabama would come back, cutting the Auburn lead to as few as six points with 1:20 left in the game. But, a 3-pointer with 47 seconds left as the shot clock was running out from Toles and four free throws from Tanner sealed the 66-55 Tiger win.

Game 15: Jan. 6, 2011
Auburn 73, Florida 56
Auburn Arena
Auburn, Ala.

Official Basketball Box Score -- Game Totals -- Final Statistics
 Florida vs Auburn
 01-06-11 6 p.m. at Auburn, Ala. -- Auburn Arena

VISITORS: Florida (11-5, 1-1 SEC)

#	Player	rebounds										pf	tp	a	to	blk	s	min
		fg-fga	3fg-fga	ft-fa	of	de	tot	pf	tp	a	to							
14	Madu,Ndidi*	3-6	0-0	0-0	1	0	1	3	6	2	3	0	0	22				
13	Stewart,Azania*	3-6	0-0	1-1	3	2	5	4	7	0	2	1	0	19				
03	Bartley,Lanita*	1-4	0-1	3-4	2	0	2	4	5	2	2	0	2	22				
10	Bonds,Jaterro*	3-9	1-4	2-2	1	1	2	2	9	4	4	0	1	34				
33	Jones,Jordan*	3-8	2-4	0-0	0	2	2	1	8	0	0	0	3	31				
12	Allen,Deana	2-5	2-2	1-3	0	1	1	1	7	2	1	0	2	19				
23	Shine,Brittany	1-4	0-0	0-0	0	1	1	1	2	1	1	0	1	13				
24	Young,Deoundra	1-3	0-0	0-0	0	3	3	1	2	2	0	0	0	21				
31	Svette,Lily	0-0	0-0	0-0	0	0	0	1	0	0	0	0	0	2				
32	George,Jennifer	5-8	0-0	0-0	2	2	4	3	10	0	4	0	1	17				
TEAM						1	3	4										
Totals,.....		22-53	5-11	7-10	10	15	25	21	56	13	17	1	10	200				

Game 16: Jan. 9, 2011
Auburn 59, Vanderbilt 67
Memorial Gymnasium
Nashville, Tenn.

Official Basketball Box Score -- Game Totals -- Final Statistics

Auburn vs Vanderbilt

01-09-11 2 p.m. at Nashville, Tenn. (Memorial Gym)

VISITORS: Auburn (9-7, 2-1 SEC)

#	Player	fg-fga	3fg-fga	ft-fa	of	de	tot	pf	tp	a	to	blk	s	min
14	Alverson, Blanche*	5-11	1-6	1-2	1	2	3	2	12	0	1	0	1	31
21	Greenleaf, Jordan*	3-8	0-0	2-2	3	2	5	5	8	1	2	0	2	33
01	Toles, Morgan*	3-10	0-0	0-0	1	1	2	2	6	7	4	0	1	26
04	Simmons, Parrisha*	1-2	0-0	0-0	3	1	4	1	2	1	0	0	0	13
05	Smalley, Alli*	3-11	2-6	2-2	1	1	2	4	10	0	3	0	3	30
02	Jennings, Morgan	1-3	0-0	0-0	0	2	2	0	2	2	1	0	2	13
23	Hilliard, Chantel	2-4	0-0	1-3	2	2	4	1	5	0	2	0	0	13
25	Williams, Jassany	2-3	0-0	0-0	1	0	1	0	4	0	1	0	0	10
32	Tanner, Tyrese	1-7	0-2	2-2	0	1	1	1	4	1	2	2	0	16
34	Davis, Peyton	2-4	0-0	2-2	5	2	7	3	6	1	0	1	2	15
TEAM						3		2		5		1		
Totals.....		23-63	3-14	10-13	20	16	36	19	59	13	17	3	11	200

HOME: Vanderbilt (11-5, 2-1 SEC)

#	Player	fg-fga	3fg-fga	ft-fa	of	de	tot	pf	tp	a	to	blk	s	min
12	COLEMAN, Jordan*	0-0	0-0	0-0	1	2	3	3	0	0	1	0	2	11
15	TUOMI, Hannah*	8-14	0-0	6-6	4	1	5	4	22	0	1	1	0	35
11	LISTER, Jasmine*	4-10	0-3	0-0	2	4	6	2	8	6	3	0	0	36
22	RHOADS, Jence*	6-13	0-0	4-7	4	8	4	16	3	6	0	1	2	29
32	SMITH, Gabby*	1-1	1-1	0-0	0	1	1	0	3	3	2	0	1	22
04	PULEQ, Angela	3-7	2-5	0-0	0	2	2	0	8	1	3	0	0	33
21	HOLZER, Stephanie	4-5	0-0	1-3	1	7	8	4	9	0	3	2	4	26
30	BROWN, Elan	0-0	0-0	0-0	0	0	0	0	0	0	0	0	0	3
34	CLARKE, Tiffany	0-0	0-0	1-2	0	2	2	1	1	1	0	2	0	5
TEAM						1	1			1				
Totals.....		26-50	3-9	12-18	13	23	36	18	67	14	20	5	8	200

Officials: Tina Napier, Wesley Dean, Roy Gulbeyan

Technical fouls: Auburn-None. Vanderbilt-None.

Attendance: 4146

Score by Periods	1st	2nd	Total
Auburn	22	37	59
Vanderbilt	29	38	67

NASHVILLE - Auburn battled from behind to tie Vanderbilt, 33-33, early in the second half, but a 17-4 Commodore run stifled a Tiger comeback as Vanderbilt went on to take the 67-59 victory on Jan. 9.

Sophomore Blanche Alverson led Auburn with 12 points, including six-straight to tie the game in the first five minutes of the second half. Senior Alli Smalley followed with 10 while freshman Peyton Davis led the Tigers in rebounding with seven boards along with her six points.

Vanderbilt took an early 10-2 lead in the game, but Auburn bounced back and trailed by just two points, 24-22, with a minute left in the first half. The Commodores didn't slow down in the final minute, scoring seven points on a Gabby Smith 3-pointer and a Hannah Tuomi jumper to take a 29-22 lead into the lockerroom.

Down seven to start the second half, it was Alverson that led the Auburn charge as she scored six points in an 11-4 Tiger run that tied the game at 33-33. Vanderbilt came back, though, with a 17-4 run that made use of six Tiger turnovers to build its lead to 13 at 50-37.

Vanderbilt would go on to lead by as many as 17 points before Auburn mounted its final push. After the Commodores took a 57-40, Auburn answered by out-scoring VU 22-17 in the final 9:07, cutting the lead to as few as five points with a minute left in the game.

Tuomi led Vanderbilt with 22 points, followed by Jence Rhoads with 16 and Stephanie Holzer with nine. Holzer and Rhoads also led the Commodores in rebounding with a game-highs of eight.

Game 17: Jan. 13, 2011
Auburn 85, Ole Miss 73
Auburn Arena
Auburn, Ala.

Official Basketball Box Score -- Game Totals -- Final Statistics

Ole Miss vs Auburn

01-13-11 6 p.m. at Auburn, Ala. -- Auburn Arena

VISITORS: Ole Miss (8-7, 1-2 SEC)

#	Player	fg-fga	3fg-fga	ft-fa	of	de	tot	pf	tp	a	to	blk	s	min
22	Byrd, Nikki*	1-3	0-1	0-0	0	3	3	1	2	0	1	1	0	15
25	Marbra, Courtney*	3-7	0-0	2-4	3	0	3	2	8	0	1	0	1	30
03	McFarland, Valencia*	2-7	0-2	2-2	0	3	3	2	6	10	4	0	2	36
20	Melson, Kayla*	11-16	0-0	7-8	1	1	2	3	29	4	4	0	1	40
23	Laws, LaTasha*	0-2	0-0	1-2	1	1	2	1	1	1	3	0	1	14
01	Nelson, Shae	7-9	7-9	0-0	0	3	3	21	0	1	0	0	0	30
05	Trotter, Jasmine	0-0	0-0	0-0	0	0	0	0	0	0	0	0	0	1
11	Jenkins, Kenya	0-0	0-0	0-0	0	0	0	0	0	0	0	0	0	1
14	McFerrin, Maggie	0-0	0-0	0-0	0	0	0	0	0	0	0	0	0	2
15	Hape, Po'Sonna	3-6	0-0	0-0	1	3	4	5	6	0	4	0	1	27
42	Slusher, Tori	0-1	0-1	0-0	0	0	0	0	0	0	0	0	0	4
TEAM						2		2		4				
Totals.....		27-51	7-13	12-16	8	16	24	17	73	15	18	1	6	200

HOME: Auburn (10-7, 3-1 SEC)

#	Player	fg-fga	3fg-fga	ft-fa	of	de	tot	pf	tp	a	to	blk	s	min
14	Alverson, Blanche*	11-17	5-8	0-0	1	3	4	1	27	1	0	0	3	34
21	Greenleaf, Jordan*	5-7	0-0	5-7	1	2	3	1	15	3	0	0	4	33
01	Toles, Morgan*	5-9	0-0	2-2	0	5	5	1	12	8	2	0	0	31
04	Simmons, Parrisha*	1-6	0-0	1-4	6	1	7	2	3	3	1	0	1	21
05	Smalley, Alli*	2-7	2-5	0-0	1	4	5	3	6	3	3	1	0	26
02	Jennings, Morgan	2-5	0-0	0-0	0	0	0	0	4	1	1	0	0	10
11	Strain, Courtney	2-4	0-2	1-2	1	0	1	1	5	0	0	0	0	7
22	Glymph, Camille	1-2	0-1	2-2	0	0	0	2	4	0	1	0	1	7
23	Hilliard, Chantel	1-2	0-0	2-2	1	0	1	0	4	0	0	0	1	9
25	Williams, Jassany	0-1	0-0	2-2	3	0	3	2	0	3	1	3	1	14
32	Tanner, Tyrese	1-2	0-1	1-2	2	1	3	1	3	1	1	0	0	8
TEAM						2		2						
Totals.....		31-62	7-17	16-23	16	18	34	15	85	20	12	2	13	200

Officials: Scott Yarbrough, Bonita Spence, Metta Roberts

Technical fouls: Ole Miss-None. Auburn-None.

Attendance: 2277

Score by Periods	1st	2nd	Total
Ole Miss	33	40	73
Auburn	36	49	85

AUBURN - Blanche Alverson's career-high 27 points carried Auburn to its 10th win of the season as the Tigers defeated Ole Miss, 85-73, Jan. 13 at the Auburn Arena. The sophomore shot 11-for-17 from the floor, including a career-high five 3-pointers.

The Tigers started out slow in the opening half as Ole Miss capitalized off of eight Auburn turnovers, leading to 12 of the Rebels 33 first-half points. Down one with 3:18 to play, an Alverson jumper gave the Tigers momentum and Auburn outscored Ole Miss 6-2 in the remainder of the half to take a three-point lead going into the locker room.

After trailing by as many as seven points in the first half, the Tigers closed out the period on a 21-11 run. Alverson's hot hand carried the Tigers through the first 20 minutes, as she went 7-for-11 from the floor with two 3-pointers and 16 total points.

Ole Miss would never lead again as Auburn opened the second half on a 13-3 run to take a 13-point lead less than four minutes into the half. The Tigers would go on to lead by as many as 15 points, but was never able to pull away as Ole Miss' Kayla Melson scored 21 of her game-high 29 points in the second half to keep the Rebels around.

Morgan Toles had eight assists and went 5-for-9 from the floor for 12 points, adding five rebounds. Jordan Greenleaf added 15 points with three assists and four steals. Junior Parrisha Simmons led the Tigers in rebounding with a game-high seven.

Game 18: Jan. 16, 2011
Auburn 65, LSU 53
Auburn Arena
Auburn, Ala.

Official Basketball Box Score -- Game Totals -- Final Statistics

LSU vs Auburn

01-16-11 2 p.m. at Auburn, Ala. -- Auburn Arena

VISITORS: LSU (12-7, 2-3 SEC)

#	Player	fg-fga	3fg-fga	ft-fa	of	de	tot	pf	tp	a	to	blk	s	min
35	TURNBOW, Taylor*	1-5	0-0	0-0	2	0	2	0	2	0	0	0	0	18
55	BARRETT, LaSondra*	2-6	0-0	5-6	1	7	8	0	9	0	2	0	0	21
01	GRAHAM, Katherine*	3-6	0-0	2-2	0	3	3	1	8	3	3	0	0	23
10	WEBB, Adrienne*	4-7	1-3	2-2	0	3	3	2	11	0	3	0	0	31
20	HUGHES, Destini*	1-4	0-2	1-3	0	5	5	1	3	2	2	0	0	23
05	KENNEY, Jeanne	2-8	1-6	0-0	0	2	2	3	5	3	1	0	1	23
15	LUTLEY, Bianca	2-4	0-0	0-0	0	0	1	4	1	4	4	0	0	17
22	JONES, Courtney	1-7	0-1	0-0	3	1	4	0	2	2	2	1	1	22
23	McKINNEY, Shaneca	0-0	0-0	0-0	0	2	2	1	0	0	1	1	0	6
24	PLAISANCE, Theresa	3-3	1-1	0-0	0	2	2	0	7	0	0	0	0	5
25	BLACK, Swayze	0-2	0-0	2-3	1	2	3	2	2	0	2	0	0	11
TEAM						2		1		3				
Totals.....		19-52	3-13	12-16	9	28	37	11	53	11	20	2	3	200

HOME: Auburn (11-7, 4-1 SEC)

#	Player	fg-fga	3fg-fga	ft-fa	of	de	tot	pf	tp	a	to	blk	s
---	--------	--------	---------	-------	----	----	-----	----	----	---	----	-----	---

Road Statistics

RECORD:	OVERALL	HOME	AWAY	NEUTRAL
ALL GAMES	3-2	0-0	3-2	0-0
CONFERENCE	1-1	0-0	1-1	0-0
NON-CONFERENCE	2-1	0-0	2-1	0-0

#	Player	gp-gs	min	avg	Total		3-Point		F-Throw		Rebounds												
					fg-fga	fg%	3fg-fga	3fg%	ft-fa	ft%	off	def	tot	avg	pf	dq	a	to	blk	stl	pts	avg	
14	Alverson, Blanche	5-5	164	32.8	21-61	.344	6-29	.207	7-9	.778	8	16	24	4.8	10	0	3	11	3	5	55	11.0	
21	Greenleaf, Jordan	5-5	172	34.4	18-51	.353	0-0	.000	12-16	.750	26	21	47	9.4	13	1	5	11	6	6	48	9.6	
05	Smalley, Alli	5-5	152	30.4	17-57	.298	8-24	.333	5-8	.625	6	5	11	2.2	9	0	4	8	0	8	47	9.4	
32	Tanner, Tyrese	5-0	87	17.4	11-29	.379	1-4	.250	13-14	.929	6	10	16	3.2	10	0	4	7	5	1	36	7.2	
23	Hilliard, Chantel	5-0	64	12.8	15-24	.625	0-0	.000	5-9	.556	8	8	16	3.2	9	0	0	7	1	0	35	7.0	
01	Toles, Morgan	5-5	148	29.6	14-44	.318	1-2	.500	6-8	.750	4	11	15	3.0	8	0	29	9	0	4	35	7.0	
25	Williams, Jassany	5-0	52	10.4	7-20	.350	0-0	.000	1-4	.250	5	6	11	2.2	5	0	0	5	3	2	15	3.0	
34	Davis, Peyton	4-0	24	6.0	2-8	.250	0-0	.000	3-4	.750	8	4	12	3.0	6	0	1	1	1	2	7	1.8	
04	Simmons, Parrisha	5-5	79	15.8	2-4	.500	0-0	.000	4-13	.308	9	13	22	4.4	6	0	1	5	1	0	8	1.6	
02	Jennings, Morgan	5-0	56	11.2	2-10	.200	0-0	.000	3-7	.429	5	6	11	2.2	2	0	10	3	0	6	7	1.4	
11	Strain, Courtney	1-0	2	2.0	0-1	.000	0-1	.000	0-0	.000	0	0	0	0.0	0	0	0	0	0	0	0	0.0	
Team											14	12	26	3									
Total.....		5	1000		109-309	.353	16-60	.267	59-92	.641	99	112	211	42.2	78	1	57	70	20	34	293	58.6	
Opponents.....		5	1000		111-278	.399	24-69	.348	51-74	.689	70	118	188	37.6	90	-	75	75	23	32	297	59.4	

TEAM STATISTICS	AU	OPP
SCORING	293	297
Points per game	58.6	59.4
Scoring margin	-0.8	-
FIELD GOALS-ATT	109-309	111-278
Field goal pct	.353	.399
3 POINT FG-ATT	16-60	24-69
3-point FG pct	.267	.348
3-pt FG made per game	3.2	4.8
FREE THROWS-ATT	59-92	51-74
Free throw pct	.641	.689
F-Throws made per game	11.8	10.2
REBOUNDS	211	188
Rebounds per game	42.2	37.6
Rebounding margin	+4.6	-
ASSISTS	57	75
Assists per game	11.4	15.0
TURNOVERS	70	75
Turnovers per game	14.0	15.0
Turnover margin	+1.0	-
Assist/turnover ratio	0.8	1.0
STEALS	34	32
Steals per game	6.8	6.4
BLOCKS	20	23
Blocks per game	4.0	4.6
ATTENDANCE	0	8803
Home games-Avg/Game	0-0	5-1761
Neutral site-Avg/Game	-	0-0

Date	Opponent	Score	Att.
11-22-10	at USF	L 49-67	1106
12-15-10	at George Washington	w 52-45	320
12-21-10	at Chicago State	w 67-63	325
* 01-02-11	at Alabama	w 66-55	2906
* 01-09-11	at Vanderbilt	L 59-67	4146

* = Southeastern Conference game

- Junkanoo Jam (Freeport, Bahamas)

! - Boilermaker Blockbuster (Conseco Fieldhouse, Indianapolis, Ind.)

Score by Periods	1st	2nd	Totals
Auburn	123	170	293
Opponents	137	160	297

SEC Statistics

RECORD:	OVERALL	HOME	AWAY	NEUTRAL
ALL GAMES	4-1	3-0	1-1	0-0
CONFERENCE	4-1	3-0	1-1	0-0
NON-CONFERENCE	0-0	0-0	0-0	0-0

#	Player	gp-gs	min	avg	Total		3-Point		F-Throw		Rebounds				pf	dq	a	to	blk	stl	pts	avg
					fg-fga	fg%	3fg-fga	3fg%	ft-fa	ft%	off	def	tot	avg								
14	Alverson, Blanche	5-5	154	30.8	29-64	.453	10-30	.333	1-2	.500	6	20	26	5.2	10	0	4	9	5	11	69	13.8
21	Greenleaf, Jordan	5-5	167	33.4	26-47	.553	0-0	.000	13-17	.765	16	15	31	6.2	13	1	11	10	3	8	65	13.0
05	Smalley, Alli	5-5	156	31.2	18-41	.439	8-17	.471	4-6	.667	3	15	18	3.6	11	0	10	14	1	10	48	9.6
01	Toles, Morgan	5-5	158	31.6	19-43	.442	1-1	1.000	3-6	.500	3	16	19	3.8	6	0	33	12	1	3	42	8.4
32	Tanner, Tyrese	5-0	78	15.6	13-30	.433	1-5	.200	10-12	.833	6	8	14	2.8	8	0	6	7	6	2	37	7.4
23	Hilliard, Chantel	5-0	59	11.8	10-19	.526	0-0	.000	11-15	.733	6	7	13	2.6	4	0	0	8	1	1	31	6.2
34	Davis, Peyton	2-0	20	10.0	3-6	.500	0-0	.000	3-3	1.000	5	2	7	3.5	5	0	1	0	1	2	9	4.5
04	Simmons, Parrisha	5-5	82	16.4	5-14	.357	0-0	.000	5-10	.500	10	8	18	3.6	7	0	7	3	0	1	15	3.0
25	Williams, Jassany	5-0	58	11.6	4-9	.444	0-0	.000	7-10	.700	4	10	14	2.8	5	0	0	5	1	5	15	3.0
11	Strain, Courtney	2-0	10	5.0	2-4	.500	0-2	.000	1-2	.500	1	0	1	0.5	1	0	0	1	0	0	5	2.5
22	Glymph, Camille	2-0	13	6.5	1-4	.250	0-2	.000	2-2	1.000	0	0	0	0.0	2	0	1	1	0	1	4	2.0
02	Jennings, Morgan	5-0	43	8.6	3-13	.231	0-0	.000	2-2	1.000	0	3	3	0.6	1	0	3	4	0	3	8	1.6
20	West, Pascale	1-0	2	2.0	0-0	.000	0-0	.000	0-0	.000	0	0	0	0.0	1	0	0	0	0	0	0	0.0
Team											7	13	20					3				
Total.....		5	1000		133-294	.452	20-57	.351	62-87	.713	67	117	184	36.8	74	1	76	77	19	47	348	69.6
Opponents.....		5	1000		114-277	.412	21-66	.318	55-76	.724	59	105	164	32.8	82	-	65	89	11	35	304	60.8

TEAM STATISTICS	AU	OPP	Date	Opponent	Score	Att.
SCORING	348	304	* 01-02-11	at Alabama	w 66-55	2906
Points per game	69.6	60.8	* 01-06-11	FLORIDA	w 73-56	1981
Scoring margin	+8.8	-	* 01-09-11	at Vanderbilt	L 59-67	4146
FIELD GOALS-ATT	133-294	114-277	* 01-13-11	OLE MISS	w 85-73	2277
Field goal pct	.452	.412	* 01-16-11	LSU	w 65-53	3088
3 POINT FG-ATT	20-57	21-66				
3-point FG pct	.351	.318				
3-pt FG made per game	4.0	4.2				
FREE THROWS-ATT	62-87	55-76				
Free throw pct	.713	.724				
F-Throws made per game	12.4	11.0				
REBOUNDS	184	164				
Rebounds per game	36.8	32.8				
Rebounding margin	+4.0	-				
ASSISTS	76	65				
Assists per game	15.2	13.0				
TURNOVERS	77	89				
Turnovers per game	15.4	17.8				
Turnover margin	+2.4	-				
Assist/turnover ratio	1.0	0.7				
STEALS	47	35				
Steals per game	9.4	7.0				
BLOCKS	19	11				
Blocks per game	3.8	2.2				
ATTENDANCE	7346	7052				
Home games-Avg/Game	3-2449	2-3526				
Neutral site-Avg/Game	-	0-0				

* = Southeastern Conference game

- Junkanoo Jam (Freeport, Bahamas)

! - Boilermaker Blockbuster (Conseco Fieldhouse, Indianapolis, Ind.)

Score by Periods	1st	2nd	Totals
Auburn	146	202	348
Opponents	141	163	304

Season Statistics

RECORD:	OVERALL	HOME	AWAY	NEUTRAL
ALL GAMES	11-7	7-3	3-2	1-2
CONFERENCE	4-1	3-0	1-1	0-0
NON-CONFERENCE	7-6	4-3	2-1	1-2

#	Player	gp-gs	min	avg	Total		3-Point		F-Throw		Rebounds				pf	dq	a	to	blk	stl	pts	avg
					fg-fga	fg%	3fg-fga	3fg%	ft-fga	ft%	off	def	tot	avg								
14	Alverson, Blanche	18-18	508	28.2	82-193	.425	33-102	.324	17-22	.773	22	56	78	4.3	29	0	19	29	11	18	214	11.9
05	Smalley, Alli	18-18	514	28.6	76-205	.371	30-79	.380	30-42	.714	13	39	52	2.9	35	0	34	40	3	30	212	11.8
21	Greenleaf, Jordan	18-18	577	32.1	69-156	.442	1-5	.200	42-58	.724	75	61	136	7.6	41	1	27	35	21	31	181	10.1
01	Toles, Morgan	18-15	504	28.0	65-149	.436	1-3	.333	17-31	.548	18	41	59	3.3	23	0	102	32	1	22	148	8.2
23	Hilliard, Chantel	18-1	240	13.3	43-80	.538	0-0	.000	25-34	.735	20	29	49	2.7	26	0	4	21	5	6	111	6.2
32	Tanner, Tyrese	18-3	255	14.2	33-87	.379	5-22	.227	25-34	.735	21	29	50	2.8	31	0	15	27	14	14	96	5.3
25	Williams, Jassany	18-0	253	14.1	26-69	.377	0-0	.000	21-34	.618	29	36	65	3.6	30	1	2	22	13	16	73	4.1
02	Jennings, Morgan	18-2	238	13.2	22-59	.373	0-0	.000	17-28	.607	13	20	33	1.8	16	0	21	19	2	20	61	3.4
04	Simmons, Parrisha	18-14	276	15.3	16-46	.348	0-0	.000	24-51	.471	35	26	61	3.4	19	0	19	14	2	12	56	3.1
22	Glymph, Camille	2-0	13	6.5	1-4	.250	0-2	.000	2-2	1.000	0	0	0	0.0	2	0	1	1	0	1	4	2.0
11	Strain, Courtney	13-1	104	8.0	8-38	.211	3-13	.231	6-10	.600	2	4	6	0.5	6	0	2	10	0	5	25	1.9
34	Davis, Peyton	13-0	75	5.8	8-26	.308	0-0	.000	7-10	.700	11	6	17	1.3	17	0	3	3	2	3	23	1.8
20	West, Pascale	8-0	43	5.4	3-5	.600	0-0	.000	1-4	.250	1	3	4	0.5	12	0	1	6	0	1	7	0.9
Team											35	46	81					8				
Total.....		18	3600		452-1117	.405	73-226	.323	234-360	.650	295	396	691	38.4	287	2	250	267	74	179	1211	67.3
Opponents.....		18	3600		406-984	.413	98-269	.364	201-279	.720	227	429	656	36.4	324	-	215	351	53	118	1111	61.7

TEAM STATISTICS	AU	OPP	Date	Opponent	Score	Att.
SCORING	1211	1111	11-12-10	MERCER	w 79-61	2459
Points per game	67.3	61.7	11-15-10	FLORIDA STATE	L 61-67	2176
Scoring margin	+5.6	-	11-18-10	DUKE	L 62-75	3188
FIELD GOALS-ATT	452-1117	406-984	11-22-10	at USF	L 49-67	1106
Field goal pct	.405	.413	# 11-26-10	vs Sacred Heart	L 53-65	371
3 POINT FG-ATT	73-226	98-269	# 11-27-10	vs Seton Hall	w 85-51	247
3-point FG pct	.323	.364	12-02-10	SOUTH ALABAMA	w 75-70	2006
3-pt FG made per game	4.1	5.4	12-04-10	TEMPLE	L 61-62	3206
FREE THROWS-ATT	234-360	201-279	12-15-10	at George Washington	w 52-45	320
Free throw pct	.650	.720	! 12-18-10	vs Purdue	L 56-76	7666
F-Throws made per game	13.0	11.2	12-21-10	at Chicago State	w 67-63	325
REBOUNDS	691	656	12-28-10	ALABAMA A&M	w 84-45	2039
Rebounds per game	38.4	36.4	12-30-10	JACKSONVILLE STATE	w 79-60	1965
Rebounding margin	+1.9	-	* 01-02-11	at Alabama	w 66-55	2906
ASSISTS	250	215	* 01-06-11	FLORIDA	w 73-56	1981
Assists per game	13.9	11.9	* 01-09-11	at Vanderbilt	L 59-67	4146
TURNOVERS	267	351	* 01-13-11	OLE MISS	w 85-73	2277
Turnovers per game	14.8	19.5	* 01-16-11	LSU	w 65-53	3088
Turnover margin	+4.7	-				
Assist/turnover ratio	0.9	0.6				
STEALS	179	118				
Steals per game	9.9	6.6				
BLOCKS	74	53				
Blocks per game	4.1	2.9				
ATTENDANCE	24385	17087				
Home games-Avg/Game	10-2438	5-1761				
Neutral site-Avg/Game	-	3-2761				

* = Southeastern Conference game

- Junkanoo Jam (Freeport, Bahamas)

! - Boilermaker Blockbuster (Conseco Fieldhouse, Indianapolis, Ind.)

Score by Periods	1st	2nd	Totals
Auburn	559	652	1211
Opponents	524	587	1111