



# 2010-11 Auburn Women's Basketball

Game 8 • December 4, 2010

vs. Temple

18 NCAA Tournament Appearances • Three Final Fours • Five SEC Titles • Four SEC Tournament Titles



## AUBURN MEDIA RELATIONS

Associate Director/WBB Contact: Matt Crouch • [mccrouch@auburn.edu](mailto:mccrouch@auburn.edu)

Auburn Athletic Complex / 392 South Donahue / Auburn, AL 36849

O: 334.844.9800 • C: 334.740.4109 • F: 334.844.9807

[www.AuburnTigers.com](http://www.AuburnTigers.com)

Twitter: @AuburnWBB

## 2010-11 SCHEDULE/RESULTS

### NOVEMBER

|    |                      |          |
|----|----------------------|----------|
| 12 | Mercer               | W, 79-61 |
| 15 | #16/14 Florida State | L, 61-67 |
| 18 | #6/6 Duke            | L, 62-75 |
| 22 | at South Florida     | L, 49-67 |
| 26 | 1-vs. Sacred Heart   | L, 53-65 |
| 27 | 1-vs. Seton Hall     | W, 85-51 |

### DECEMBER

|    |                      |            |
|----|----------------------|------------|
| 2  | South Alabama        | W, 75-70   |
| 4  | Temple               | 1 p.m.     |
| 15 | at George Washington | 6 p.m.     |
| 18 | 2-vs. Purdue         | 12:30 p.m. |
| 21 | at Chicago State     | 1 p.m.     |
| 28 | Alabama A&M          | 6 p.m.     |
| 30 | Jacksonville State   | 6 p.m.     |

### JANUARY

|    |                       |        |
|----|-----------------------|--------|
| 2  | at Alabama* [CSS]     | 2 p.m. |
| 6  | Florida*              | 6 p.m. |
| 9  | at Vanderbilt*        | 2 p.m. |
| 13 | Ole Miss*             | 6 p.m. |
| 16 | LSU* [CSS]            | 2 p.m. |
| 20 | at Mississippi State* | 7 p.m. |
| 23 | Tennessee* [CSS]      | 2 p.m. |
| 30 | South Carolina*       | 2 p.m. |

### FEBRUARY

|    |                                 |        |
|----|---------------------------------|--------|
| 3  | at Kentucky*                    | 6 p.m. |
| 6  | Mississippi State*              | 2 p.m. |
| 10 | at LSU* [Cox Sports Television] | 7 p.m. |
| 13 | at Arkansas* [ESPN2]            | 4 p.m. |
| 17 | Alabama*                        | 6 p.m. |
| 20 | at South Carolina* [FSN]        | 1 p.m. |
| 24 | at Georgia*                     | 6 p.m. |
| 27 | Kentucky* [SEC Network]         | 1 p.m. |

### MARCH

|         |   |                                      |
|---------|---|--------------------------------------|
| 3-6     | Southeastern Conference Tournament      | Nashville, Tenn. • Bridgestone Arena |
| 20 & 22 | NCAA Tournament First and Second Rounds | Auburn, Ala. • Auburn Arena          |
| 26-29   | NCAA Tournament Regionals               |                                      |

### APRIL

|     |                 |  |
|-----|-----------------|--|
| 3-5 | NCAA Final Four | Indianapolis, Ind. • Consecro Fieldhouse |
|-----|-----------------|--|

\* - SEC Game

All Times are Central

1 - Junkanoo Jam (Freeport, Bahamas)

2 - Boilermaker Blockbuster (Indianapolis, Ind.)

All home games played at Auburn Arena

**Bold indicates home games**

[www.AuburnTigers.com](http://www.AuburnTigers.com)

## GAME 8

[NR/NR] Auburn (3-4) vs. [NR/NR] Temple (3-4)

**When:** Saturday, December 4 • 1 p.m. CT

**Where:** Auburn Arena (9,121)

**TV/Webcast:** AuburnTigers.com

**Radio:** WMXA 96.7 FM; Matt Lally (play-by-play), Arnika Edwards (color)

**Audio Webcast:** AuburnTigers.com

**Gametracker:** AuburnTigers.com

**Series:** Auburn leads 4-1 (3-0 in Auburn)

**Last Meeting:** Temple def. Auburn 66-52 in Philadelphia, Pa. (11-17-09)

**Last Meeting in Auburn:** Auburn def. Temple 95-76 (11-17-08)

**Up Next:** Auburn will break for finals, returning to the court on Wed., Nov. 15 with a 6 p.m. CT game at George Washington in Washington, D.C.

## AUBURN PROJECTED STARTERS

| No. | Pos. | Name             | Ht. | Year | PPG  | RPG | Hometown         |
|-----|------|------------------|-----|------|------|-----|------------------|
| 2   | G    | Morgan Jennings  | 5-8 | Jr.  | 4.9  | 2.4 | Atlanta, Ga.     |
| 5   | G    | Alli Smalley     | 5-8 | Sr.  | 11.4 | 2.1 | Arab, Ala.       |
| 14  | G/F  | Blanche Alverson | 6-3 | So.  | 9.3  | 2.9 | Andalusia, Ala.  |
| 21  | F    | Jordan Greenleaf | 6-1 | Sr.  | 9.9  | 7.9 | Rex, Ga.         |
| 32  | G/F  | Tyrese Tanner    | 6-2 | Fr.  | 4.1  | 2.7 | Birmingham, Ala. |

## OFF THE BENCH

|    |   |                  |     |     |     |           |                   |
|----|---|------------------|-----|-----|-----|-----------|-------------------|
| 1  | G | Morgan Toles     | 5-9 | So. | 8.9 | (avg) 4.3 | Fayetteville, Ga. |
| 4  | G | Parrisha Simmons | 6-0 | Jr. | 3.0 | 3.3       | Macon, Ga.        |
| 11 | G | Courtney Strain  | 5-9 | Fr. | 2.5 | 0.7       | Woodland, Ala.    |
| 23 | F | Chantel Hilliard | 6-2 | Jr. | 5.4 | 2.7       | Biloxi, Miss.     |
| 25 | F | Jassany Williams | 6-2 | Fr. | 5.3 | 3.9       | Davie, Fla.       |
| 34 | C | Peyton Davis     | 6-5 | Fr. | 1.2 | 1.0       | Birmingham, Ala.  |

Head Coach: Nell Fortner / Associate Head Coach: Kerry Cremeans / Assistant Coaches: Mark Simons and Carla McGhee

## TEMPLE OWLS PROJECTED STARTERS

| No. | Pos. | Name             | Ht. | Year | PPG  | RPG | Hometown             |
|-----|------|------------------|-----|------|------|-----|----------------------|
| 5   | F    | Kristen McCarthy | 6-0 | Jr.  | 12.9 | 4.1 | La Puente, Calif.    |
| 11  | G    | Shey Peddy       | 5-7 | Jr.  | 10.9 | 3.4 | Roxbury, Mass.       |
| 13  | G    | Qwedra Wallace   | 5-9 | Sr.  | 14.3 | 3.3 | Wilmington, N.C.     |
| 30  | F    | Marli Bennett    | 6-1 | Sr.  | 5.8  | 4.3 | Pilot Mountain, N.C. |
| 32  | F    | Natasha Thames   | 6-0 | So.  | 6.9  | 6.4 | Port Huron, Mich.    |

Head Coach: Tonya Cardoza / Assistant Coaches: Waynetta Veney, Dan Durkin and Willnett Crockett

**Media Information**

The Auburn media relations department considers its work with the media a top priority. The 2010-11 Auburn Women's Basketball Media Supplement has been prepared to assist the working media in their coverage of Tiger basketball. If you have not received a copy, or if you need additional information, interview or photograph requests, or have any questions, please contact Matt Crouch in the media relations office at 334.844.9709.

**Interview Policy**

Coach Fortner, her assistants and all women's basketball players are available for phone and personal interviews by contacting Matt Crouch in the media relations office. Post-game interviews will be allowed following a 10-minute cooling off period. Non-game day requests will be met based on the players class and practice schedules.

**Credentials**

Anyone wishing to cover an Auburn women's basketball game should contact Matt Crouch in the media relations office at least one day in advance in order to make the proper arrangements.

**On the Air**

The Tigers can be heard live locally in Auburn on Mix 96.7 FM for the entire regular and postseasons. Andy Burcham, in his 23rd season with the women's basketball program and handles play-by-play duties. Arnika Edwards joins Burcham for her fourth season and provides color commentary. Each game can also be heard live on the internet at [www.AuburnTigers.com](http://www.AuburnTigers.com).

**Weekly Live Radio Show**

Starting in January, every Tuesday at 6 p.m. CT Nell Fortner will host a live show from Logan's Roadhouse in Tiger Town with Andy Burcham. Fans can listen to the show on 96.7 FM. The number to call in to the show is 1-800-282-2557.

**Game-Day Services**

Statistics, rosters and game notes will be provided prior to the game in the media work room. Box scores will also be handed out during and following the game. Phones and fax machines are available in the media work room.

**Photo/Video Services**

Todd Van Emst of the Auburn Media Relations office handles all photo requests. Please contact Van Emst at 334-844-9514. Satellite feeds of selected Auburn women's basketball games are available for the media. A number of studio and satellite services may be arranged for electronic media by calling Steve Sain in the Auburn Media Relations office at 334.844.9809.

**On the Web**

The home for Auburn Athletics on the web, [www.AuburnTigers.com](http://www.AuburnTigers.com), is your source for Auburn Women's Basketball. The website offers the most recent information and news on the Tigers. At [AuburnTigers.com](http://AuburnTigers.com), you can also listen to each women's basketball game broadcast live and follow along on live scoring for every home game.

**2010-11 Numerical Roster**

| No. | Name                | Height | Position       | Class | Hometown/High School             |
|-----|---------------------|--------|----------------|-------|----------------------------------|
| 1   | Morgan Toles        | 5-9    | Guard          | SO    | Fayetteville, Ga./Sandy Creek    |
| 2   | Morgan Jennings     | 5-8    | Guard          | JR    | Atlanta, Ga./Frederick Douglass  |
| 4   | Parrisha Simmons    | 6-0    | Guard          | JR    | Macon, Ga./Southwest Macon       |
| 5   | Alli Smalley        | 5-8    | Guard          | SR    | Arab, Ala./Arab                  |
| 11  | Courtney Strain     | 5-9    | Guard          | FR    | Woodland, Ala./Woodland          |
| 12  | Nicolle Thomas      | 5-10   | Guard          | SO    | Moultrie, Ga./Colquitt County    |
| 14  | Blanche Alverson    | 6-3    | Foward/Guard   | SO    | Andalusia, Ala./Buford (Ga.)     |
| 20  | Pascale "P.J." West | 6-8    | Center         | SO    | LaGrange, Ga./Troup County       |
| 21  | Jordan Greenleaf    | 6-1    | Forward        | SR    | Rex, Ga./Morrow                  |
| 22  | Camille Glymph      | 5-10   | Guard          | FR    | Greenville, S.C./J.L. Mann       |
| 23  | Chantel Hilliard    | 6-2    | Forward/Center | JR    | Biloxi, Miss./St. Martin         |
| 25  | Jassany Williams    | 6-2    | Forward        | FR    | Davie, Fla./Nova                 |
| 32  | Tyrese Tanner       | 6-2    | Forward        | FR    | Birmingham, Ala./Hoover          |
| 34  | Peyton Davis        | 6-5    | Center         | FR    | Birmingham, Ala./Mortimer Jordan |

**2010-11 Alphabetical Roster**

| No. | Name                | Height | Pos.           | Ht. | Hometown                         |
|-----|---------------------|--------|----------------|-----|----------------------------------|
| 14  | Blanche Alverson    | 6-3    | Foward/Guard   | SO  | Andalusia, Ala./Buford (Ga.)     |
| 34  | Peyton Davis        | 6-5    | Center         | FR  | Birmingham, Ala./Mortimer Jordan |
| 22  | Camille Glymph      | 5-10   | Guard          | FR  | Greenville, S.C./J.L. Mann       |
| 21  | Jordan Greenleaf    | 6-1    | Forward        | SR  | Rex, Ga./Morrow                  |
| 23  | Chantel Hilliard    | 6-2    | Forward/Center | JR  | Biloxi, Miss./St. Martin         |
| 2   | Morgan Jennings     | 5-8    | Guard          | JR  | Atlanta, Ga./Frederick Douglass  |
| 4   | Parrisha Simmons    | 6-0    | Guard          | JR  | Macon, Ga./Southwest Macon       |
| 5   | Alli Smalley        | 5-8    | Guard          | SR  | Arab, Ala./Arab                  |
| 11  | Courtney Strain     | 5-9    | Guard          | FR  | Woodland, Ala./Woodland          |
| 32  | Tyrese Tanner       | 6-2    | Forward        | FR  | Birmingham, Ala./Hoover          |
| 12  | Nicolle Thomas      | 5-10   | Guard          | SO  | Moultrie, Ga./Colquitt County    |
| 1   | Morgan Toles        | 5-9    | Guard          | SO  | Fayetteville, Ga./Sandy Creek    |
| 20  | Pascale "P.J." West | 6-8    | Center         | SO  | LaGrange, Ga./Troup County       |
| 25  | Jassany Williams    | 6-2    | Forward        | FR  | Davie, Fla./Nova                 |

**STAFF:**

**Head Coach:** Nell Fortner (Texas, 1982)

**Assistant Coach:** Kerry Cremeans (Florida, 1994)

**Assistant Coach:** Mark Simons (Aquinas College, 1972)

**Assistant Coach:** Carla McGhee (Tennessee, 1990)

**Director of Basketball Operations:** Melissa Maines (Texas Tech, 1998)

**Video Coordinator:** Kelly Komara (Purdue, 2002)

**Administrative Assistant:** Ashley Langford (Tulane, 2009)

**Director of Administrative Support Services:** Arnika Edwards (Alabama A&M, 1991)

**Athletic Trainer:** Angie Lawrence (Appalachian State, 1997)

**Student Assistant:** Reneisha Hobbs (Auburn, 2010)

**BY CLASS:**

**Seniors (2):** Jordan Greenleaf, Alli Smalley

**Juniors (3):** Chantel Hilliard, Morgan Jennings, Parrisha Simmons

**Sophomores (4):** Blanche Alverson, Nicolle Thomas, Morgan Toles, Pascale "P.J." West

**Freshmen (5):** Peyton Davis, Camille Glymph, Courtney Strain, Tyrese Tanner, Jassany Williams

## Projected Auburn Starters




### Morgan Jennings

Guard  
5-8  
Junior  
Atlanta, Ga.  
Frederick Douglass High School  
4.9 ppg / 1.3 spg / 2.4 rpg

2

- Earned her first start of the season against South Alabama
- Averaging 9.0 points and 3.0 rebounds in the last two games
- Shot a perfect 7-of-7 from the field against Seton Hall
- Missed most of last season with an injury




### Alli Smalley

Guard  
5-8  
Senior  
Arab, Ala.  
Arab High School  
11.4 ppg / 1.1 spg / 2.1 rpg

5

- A Preseason All-SEC First Team selection
- Leads Auburn in scoring with 11.4 points per game
- A starter since her freshman season, she has started 91 consecutive games
- Is currently two 3-pointers away from the school record



### Blanche Alverson

Guard/Forward  
6-3  
Sophomore  
Andalusia, Ala.  
Buford (Ga.) High School  
9.3 ppg / 2.9 rpg / .286 3fg%

14

- Scored season-high 16 points against Florida State
- Has a 3-pointer in five of seven games this season
- Has also scored in double figures in three games this season
- Played in all 31 games last season, starting in 13; averaged 6.9 ppg



### Jordan Greenleaf

Forward  
6-1  
Senior  
Rex, Ga.  
Morrow High School  
9.9 ppg / 7.9 rpg / 1.7 spg

21

- Leads Auburn with 7.9 rebounds and 1.7 steals per game
- Neared a double-double vs. South Alabama with 11 pts and 9 rebs
- Pulled down second double-double of season at USF with 13 pts and 10 rebs.
- Started in all 31 games last season, averaging 7.9 ppg and 7.1 rpg



### Tyrese Tanner

Guard/Forward  
6-2  
Freshman  
Birmingham, Ala.  
Hoover High School  
4.1 ppg / 2.7 rpg / 1.0 spg

32

- Named to Junkanoo Jam All-Tournament Team
- Scored season-high 10 points against Sacred Heart
- Tallied six steals over the last three games
- Averaging 18.8 minutes per game the last four games after averaging 6.7 the first three games

## Auburn Women's Basketball Quick Hitters

- Auburn is playing its first season in the new \$86 million Auburn Arena
- The win over Mercer was the first regular-season Auburn win, men or women, in the new facility
- Auburn's win over Seton Hall on Saturday broke a four-game losing streak; the Tigers followed up with a home win over South Alabama, giving the team back-to-back wins for the first time this season
- Alli Smalley and Tyrese Tanner were named to the Junkanoo Jam All-Tournament Team last week
- This will be the sixth meeting between Auburn and Temple with the Tigers holding a 4-1 advantage
- Auburn is 3-0 all-time against the Owls when playing at home
- Temple won the last meeting, defeating Auburn 66-52 in Philadelphia on Nov. 17, 2009
- Auburn is 19-8 all-time against current Atlantic 10 Conference teams
- Auburn head coach Nell Fortner has an 0-1 record against Temple's Tonya Cardoza
- AU defeated Temple 95-76 in the teams' last meeting in Auburn on Nov. 17, 2008
- Auburn is 7-1 all-time when playing on Dec. 4; Nell Fortner is 0-1
- The Tigers are 92-49 all-time in the month of December, 33-7 under Fortner
- Auburn is coming off a difficult start to the season, playing two ranked teams in its first three games for the first time in school history
- Auburn is 81-2 under Fortner when scoring 70 or more points
- The Tigers are averaging 22.0 points per game scored on turnovers
- Fortner has guided the Tigers to a 74-31 record when playing non-conference games, 30-6 when playing at home
- Alli Smalley needs just two 3-pointers to tie the school record of 184 held by Tiffany Krantz
- Auburn was picked sixth in the SEC Preseason Media and Coaches' polls, Tennessee was picked to win the league
- Alli Smalley was picked the the Coaches' Preseason All-SEC First Team and to the media's Second Team
- Nell Fortner is beginning her seventh season at Auburn, marking her longest tenure at any job
- The Tigers welcome five newcomers: Peyton Davis, Camille Glymph, Courtney Strain, Tyrese Tanner, Jassany Williams
- Carla McGhee returns to Auburn for her second stint as an assistant coach
- Auburn will be a first- and second-round host of the 2011 NCAA Tournament in the new Auburn Arena



**Follow Auburn Women's Basketball on Twitter**  
**@AuburnWBB**

## INDIVIDUAL CATEGORY LEADERS

| Auburn                  | Temple  |
|-------------------------|---|
| Alli Smalley - 11.4     | Points..... Qwedra Wallace - 14.3             |
| Jordan Greenleaf - 7.9  | Rebounds..... Natasha Thames - 6.4            |
| Morgan Toles - 4.2      | Assists..... Shey Peddy - 2.9                 |
| Jordan Greenleaf - 1.7  | Steals..... Shey Peddy - 1.9                  |
| Jordan Greenleaf - 1.0  | Blocks..... Victoria Macaulay - 1.7           |
| Jordan Greenleaf - 32.9 | Minutes Played..... Kristen McCarthy - 31.0   |
| Chantel Hilliard - .533 | Field Goal Percentage..... Shey Peddy - .490  |
| Alli Smalley - .333     | 3-Point Percentage..... Qwedra Wallace - .435 |
| Alli Smalley - .824     | Free-Throw Percentage..... Shey Peddy - .857  |

## AUBURN WOMEN'S BASKETBALL WEEKLY SCHEDULE

|                              | Tuesday 30                                   | Wednesday 1                                  | Thursday 2   | Friday 3                                     | Saturday 4  | Sunday 5 | Monday 6 |
|------------------------------|--|--|--|--|---|----------|----------|
| Nov. 30<br>through<br>Dec. 6 | Practice<br>2:45 - 4:45 p.m.<br>Auburn Arena | Practice<br>2:45 - 4:45 p.m.<br>Auburn Arena | Auburn vs.<br>South Alabama<br>6 p.m. CT<br>Auburn Arena | Practice<br>2:45 - 4:45 p.m.<br>Auburn Arena | Auburn vs.<br>Temple<br>1 p.m. CT<br>Auburn Arena | TBA      | TBA      |

## General Information

|                                       |                            |
|---------------------------------------|----------------------------|
| School.....                           | Auburn University          |
| City / Zip.....                       | Auburn, Ala. / 36849       |
| Founded.....                          | Oct. 1, 1856               |
| Enrollment.....                       | 24,602                     |
| Nickname.....                         | Tigers                     |
| Colors.....                           | Burnt Orange and Navy Blue |
| Home Court.....                       | Auburn Arena (9,121)       |
| Affiliation.....                      | NCAA Division I            |
| Conference.....                       | Southeastern Conference    |
| President.....                        | Dr. Jay Gogue              |
| Athletic Director.....                | Jay Jacobs                 |
| Senior Women's Administrator.....     | Meredith Jenkins           |
| Faculty Athletics Representative..... | Dr. Mary Boudeaux          |
| University Website.....               | www.Auburn.edu             |

## Team Information

|                                       |                     |
|---------------------------------------|---------------------|
| 2009-10 Record (SEC Record).....      | 15-16 (5-11)        |
| SEC Finish / Tournament Finish.....   | 10th / Second Round |
| All-time SEC Record.....              | 179-150 (.544)      |
| All-time SEC Tournament Record.....   | 34-27               |
| Starters Returning/Lost.....          | 5/1                 |
| Lettermen Returning/Lost.....         | 9/2                 |
| Newcomers.....                        | 5                   |
| First Year of Basketball.....         | 1971                |
| Overall Record.....                   | 783-348 (.692)      |
| NCAA Tournament Appearances/Last..... | 18/2009             |
| NCAA Tournament Record.....           | 29-18               |
| WNIT Appearances/Last.....            | 2/2007              |
| WNIT Record.....                      | 7-1                 |

## Basketball Staff

|  |                                     |
|--|-------------------------------------|
| Head Coach (Alma Mater).....                     | Nell Fortner (Texas, 1982)          |
| Record at Auburn.....                            | 119-77 (7th season)                 |
| Career Record.....                               | 136-88 (8th season)                 |
| Associate Head Coach (Alma Mater).....           | Kerry Cremeans (Florida, 1994)      |
| Assistant Coaches (Alma Mater).....              | Mark Simons (Aquinas College, 1972) |
| .....  | Carla McGhee (Tennessee, 1990)      |
| Director of Basketball Operations.....           | Melissa Maines                      |
| Director of Administrative Support Services..... | Arnika Edwards                      |
| Administrative Assistant.....                    | Ashley Langford                     |
| Student Assistant.....                           | Reneisha Hobbs                      |
| Video Coordinator.....                           | Kelly Komara                        |
| Secretary.....                                   | Ann Yates                           |
| Basketball Office Phone.....                     | (334) 844-9200                      |
| Basketball Office Fax.....                       | (334) 844-9862                      |
| Strength and Conditioning.....                   | Megan Young                         |
| Athletic Trainer.....                            | Angie Lawrence                      |
| Academic Counselor.....                          | Mary Ann Taylor-Sims                |

## Radio Broadcast Information

|                           |                            |
|---------------------------|----------------------------|
| Radio Station.....        | WMXA (96.7 FM)             |
| Play-by-Play.....         | Andy Burcham               |
| Color.....                | Arnika Edwards             |
| Burcham Email.....        | aburcham@auburnnetwork.com |
| Burcham Office Phone..... | (334) 826-2929             |
| Network Address.....      | Auburn Network, Inc.       |
| .....                     | P.O. Box 950               |
| .....                     | Auburn, AL 36831-0950      |

## TEMPLE MEDIA RELATIONS

For information on the Temple Owl women's basketball team, contact Karen Auerbach in the media relations office. Her number is 928.606.8017 and her email is [karena@temple.edu](mailto:karena@temple.edu).

For more information, go to [www.OwlSports.com](http://www.OwlSports.com).

## OFFICIALS

Today's officials are Lisa Mattingly (R) of Nicholasville, Ky., Tina Napier (U1) of Nicholasville, Ky., and Amy Bonner (U2) of Lakewood Ranch, Fla.

## RANKINGS

Auburn and Temple are not ranked.

## NEXT UP FOR THE TIGERS

Auburn will take an 11-day break from competition for final exams. The Tigers will return to action at 6 p.m. CT, Dec. 15 against George Washington in Washington, D.C.

## AUBURN'S POST-GAME PROCEDURE

The Auburn locker room is closed. Coach Nell Fortner and selected Tiger players will be brought to the interview room after the 10-minute "cooling off" period.

## QUICK HITS

Auburn is in its 40th season of women's basketball and sports an all-time record of 783-348... AU has made 18 NCAA Tournament appearances, two WNIT appearances and three Final Fours in the program's history... Head Coach Nell Fortner is in her seventh season at Auburn with a 136-87 career record and a 119-76 record on the Plains... The Tigers are coming off a 15-16 season in 2009-10.

## AUBURN-TEMPLE SERIES

This will be the sixth meeting between Auburn and Temple with the Tigers holding a 4-1 advantage. Auburn is a perfect 3-0 against the Owls when playing at home. The Tigers had won the first four meetings before dropping a 66-52 decision last season in Philadelphia.

## Previous meetings against Temple:

|               |   |       |                   |
|---------------|---|-------|-------------------|
| Jan. 19, 1980 | W | 69-62 | Storrs, Conn.     |
| Jan. 23, 1982 | W | 85-53 | Auburn            |
| Mar. 19, 1989 | W | 88-54 | Auburn            |
| Nov. 17, 2008 | W | 95-76 | Auburn            |
| Nov. 17, 2009 | L | 52-66 | Philadelphia, Pa. |

## SCOUTING AUBURN

With its 75-70 win over South Alabama on Thursday, the Tigers put together back-to-back wins for the first time this season. Auburn had previously ended a four-game losing streak with an 85-51 win over Seton Hall in the consolation round of the Junkanoo Jam.

The Tigers have lived off their defense this season, averaging 9.4 steals and 3.3 blocks per game. Auburn opponents average 21.6 turnovers per game with the Tigers scoring an average of 22.0 points per game off of turnovers.

Senior Alli Smalley leads the team with 11.4 points per game, followed by Jordan Greenleaf with 9.7 points each and a team-high 7.9 rebounds per game. Sophomores Blanche Alverson and Morgan Toles average 9.3 and 8.9 points, respectively, with Toles also dishing out a team-best 4.2 assists per game.

## SCOUTING TEMPLE

Temple enters the game with a 3-4 record, coming off a 60-58 win over Rutgers on Wednesday. Two of the Owls losses have come against ranked teams, dropping decisions to No. 7 Ohio State (84-75) and at No. 13 UCLA (71-61). Auburn and Temple have one common opponent in Seton Hall. The Tigers beat the Pirates by 34 points while Temple fell, 72-59.

The Owls are scoring 68.1 points per game, shooting 41.8 percent from the field. Temple relies on its 3-point shooting as nearly a third of its points have come from beyond the arc. The Owls shoot 40.0 percent from 3-point range, averaging 7.7 per game.

Qwedra Wallace leads a group of three Owls scoring in double figures with 14.3 points, followed by Kristen McCarthy with 12.9 and Shey Peddy with 10.9. Natasha Thames pulled down a team-best 6.4 rebounds per game along with her 6.9 points.

## Statistical Comparison - Auburn vs. Temple

|                       |                 |                |
|-----------------------|-----------------|----------------|
|                       | <b>Auburn</b>   | <b>Temple</b>  |
| <b>Coach:</b>         | Nell Fortner    | Tonya Cardoza  |
| <b>Career Record:</b> | 136-88          | 49-23          |
| <b>Top Scorer:</b>    | Smalley (11.4)  | Wallace (14.3) |
| <b>Top Rebounder:</b> | Greenleaf (7.9) | Thames (6.4)   |

|                        |                              |
|------------------------|------------------------------|
| <b>Series Record:</b>  | Auburn leads, 4-1            |
| - at Auburn            | Auburn leads, 3-0            |
| - at Philadelphia, Pa. | Auburn trails, 0-1           |
| - at Neutral           | Auburn leads, 1-0            |
| - Overall Streak       | Auburn lost the last meeting |

|                      |      |      |
|----------------------|------|------|
| Record               | 3-4  | 3-4  |
| Conference Record    | 0-0  | 0-0  |
| RealtimeRPI.com Rank | 180  | 95   |
| Points Per Game      | 66.3 | 68.1 |
| Scoring Margin       | +1.2 | -0.2 |
| FG Percentage        | .391 | .418 |
| Opp. FG %            | .443 | .410 |
| 3FG Percentage       | .286 | .400 |
| Opp. 3FG %           | .410 | .394 |
| Rebounds             | 36.3 | 35.4 |
| Opp. Rebounds        | 38.6 | 37.4 |
| Rebound Margin       | -2.3 | -2.0 |
| Turnovers            | 14.6 | 14.7 |
| Opp. Turnovers       | 21.6 | 15.6 |
| Steals               | 9.4  | 7.4  |
| Opp. Steals          | 6.0  | 6.4  |
| Blocks               | 3.3  | 3.1  |
| Opp. Blocks          | 3.1  | 3.6  |

## Around the SEC (Through Games of Dec. 1, 2010)

|                   | SEC | Pct. | Overall | Pct.  |
|-------------------|-----|------|---------|-------|
| Arkansas          | 0-0 | .000 | 8-0     | 1.000 |
| Kentucky          | 0-0 | .000 | 5-0     | 1.000 |
| Alabama           | 0-0 | .000 | 7-1     | .875  |
| Tennessee         | 0-0 | .000 | 7-1     | .875  |
| Florida           | 0-0 | .000 | 6-1     | .857  |
| Georgia           | 0-0 | .000 | 6-1     | .857  |
| Ole Miss          | 0-0 | .000 | 5-2     | .714  |
| Vanderbilt        | 0-0 | .000 | 4-2     | .667  |
| Mississippi State | 0-0 | .000 | 3-2     | .600  |
| LSU               | 0-0 | .000 | 5-4     | .556  |
| Auburn            | 0-0 | .000 | 3-4     | .428  |
| South Carolina    | 0-0 | .000 | 3-4     | .428  |

**This Week in the SEC****Wednesday, December 1**

|                                       |             |
|---------------------------------------|-------------|
| Charleston Southern at South Carolina | 75-53, USC  |
| Alabama State at Alabama              | 80-31, UA   |
| Vanderbilt at Bowling Green           | 79-68, BGSU |
| Southern Mississippi at Georgia       | 70-53, UGA  |
| Lamar at Tennessee                    | 99-55, UT   |
| Arkansas at Texas-Arlington           | 57-54, ARK  |
| Louisiana Tech at Mississippi State   | 69-61, LT   |

**Thursday, December 2**

|                         |           |
|-------------------------|-----------|
| South Alabama at Auburn | 75-70, AU |
|-------------------------|-----------|

**Saturday, December 4**

|                                  |        |
|----------------------------------|--------|
| Temple at Auburn                 | 1 p.m. |
| North Texas at Mississippi State | 1 p.m. |
| Arkansas-Pine Bluff at Alabama   | 2 p.m. |
| Arkansas at Utah                 | 2 p.m. |
| Florida vs. Providence           | 3 p.m. |

All Times Central

**Moving On Up (Auburn Players in the Career Rankings)...**

- **Alli Smalley** needs 2 more 3-pointers to tie Tiffany Krantz for the Auburn record in career 3-pointers
- **Alli Smalley** needs 19 more points to tie C.C. Hayden for 15th all-time in career scoring at Auburn
- **Jordan Greenleaf** needs 1 more blocked shot to tie Becky Jackson for eighth all-time at Auburn in career blocks
- **Jordan Greenleaf** needs 8 more rebounds to tie Mae Ola Bolton for 14th all-time at Auburn in career rebounds and 18 more to tie Tasha Hamilton for 13th all-time

**LAST TIME OUT FOR AUBURN**

Senior Alli Smalley scored a team-high 15 points, followed by a career-high 13 from freshman Jassany Williams as the Auburn women's basketball team pulled out the 75-70 win over in-state rival South Alabama. The win was the 24th win in a row for the Tigers over the Jaguars.

Auburn led by 11 at the half, but saw the lead slip away with South Alabama taking the lead with 14:03 left in the game. The Tigers bounced back, building its lead back to 10 before taking the five-point win.

The Tigers again used their defense to pull out the win, using nine steals to force 17 South Alabama turnovers, scoring 17 points off the turnovers. The Tigers also blocked six shots.

**LAST TIME OUT FOR TEMPLE**

With 10 three-pointers for a second-straight game along with 13 offensive rebounds, the Temple women's basketball team defeated Rutgers in a nail-biter, 60-58. Shey Peddy hit two free throws with three seconds remaining to break the tie and seal the win for the Owls.

Temple out-rebounded the Scarlet Knights 31-26, but it was the offensive boards that really gave the Owls an edge, as they scored 14 second-chance points to Rutgers' four.

Marli Bennett led TU with 14 points and was 3-of-4 from behind the arc. Kristen McCarthy and Qwedie Wallace finished with 13 points apiece. Wallace also led Temple with six rebounds (all offensive) and tied for game-high honors with Peddy with six assists.

**FORTNER VS. CARDOZA**

This is the third time that Auburn's Nell Fortner and Temple's Tonya Cardoza will face each other with the series tied 1-1. Fortner is in her sixth season at Auburn and holds a 119-77 record on The Plains. Cardoza is in her third season at Temple and holds a 49-23 record. Prior to coming to Temple, Cardoza spent 14 seasons as an assistant coach at Connecticut.

**VS. THE ATLANTIC 10 CONFERENCE**

Auburn is 19-8 all-time against current members of the Atlantic 10 Conference. Auburn's last meeting with an A-10 team came on last season on Dec. 5, 2009 with the Tigers taking a 62-43 win over George Washington. The Owls are also Auburn's most common A-10 Opponent with the teams squaring off five times previously.

**LAST TIME VS. TEMPLE**

The Auburn women's basketball team suffered its first setback of the 2009-10 season as the Tigers fell 66-52 to Temple at McGo-nigle Hall in Philadelphia on Nov. 17, 2009. Down 19 at halftime, the Tigers rallied to cut the lead to nine at one point, but it was not enough as Temple held on for the win.

Alli Smalley led Auburn in the game with 19 points and four assists. Point guard Morgan Toles tallied nine points and eight assists while also leading the team in rebounding with six.

One of the keys to the game in the second half was senior KeKe Carrier, who came off the bench for 12 points, eight in the second half, two blocks and two steals.

Shaqwedie Wallace led Temple with 19 points, followed by Kristen McCarthy with 10. Natasha Thames pulled down a game-high 10 rebounds for the Owls.

**LAST TIME VS. TEMPLE IN AUBURN**

A quick start to the second half turned a three-point halftime lead into a 19-point win, giving Auburn its first home win of the regular season as the Tigers defeated the Temple Owls, 95-76, on Nov. 17, 2008. Senior DeWanna Bonner put up a game high 29 points, nine rebounds and five steals to lead the Tiger effort.

On the night, four Tigers put up double-digits including senior Sherrell Hobbs with 20, sophomore Alli Smalley with 18 and senior Whitney Boddie with 11.

Auburn combined for just 31.8 percent from the field in the first half. The second was a new ball game as the Tigers improved to 52.9 in the second half, including 7-of-9 from behind the arc.

Shaqwedie Wallace came off the bench to lead Temple with 21 points, going 3-of-5 from beyond the arc. Shanea Cotton scored 17 while Shenita Landry added 13.

**ON THIS DATE...**

Auburn is 7-1 all-time when playing on Dec. 4 and 0-1 under head coach Nell Fortner. The Tigers' last game on Dec. 4 was a 72-59 loss at Tennessee-Chattanooga in 2005. Auburn's last home game on Dec. 4 was a 62-51 win over Alabama-Birmingham in 1998.

**IN DECEMBER**

Auburn is 192-49 all-time in the month of December, including a 33-7 mark under Nell Fortner (records begin in 1978-79 season, not all dates provided prior to or during that season).



**Associated Press Top-25 Poll****Week 3 (Nov. 29)**

| Rank | School               | Record     | Points     | Pvs       |
|------|----------------------|------------|------------|-----------|
| 1    | Connecticut (40)     | 6-0        | 1,000      | 1         |
| 2    | Baylor               | 7-1        | 940        | 2         |
| 3    | Stanford             | 5-0        | 931        | 3         |
| 4    | Xavier               | 6-0        | 851        | 5         |
| 5    | <b>Duke</b>          | <b>6-0</b> | <b>842</b> | <b>6</b>  |
| 6    | Ohio State           | 5-0        | 783        | 7         |
| 7    | Texas A&M            | 5-0        | 710        | 8         |
| 8    | <b>Kentucky</b>      | <b>5-0</b> | <b>688</b> | <b>9</b>  |
| 9    | <b>Tennessee</b>     | <b>6-1</b> | <b>677</b> | <b>4</b>  |
| 10   | West Virginia        | 6-0        | 666        | 10        |
| 11   | Oklahoma             | 6-0        | 587        | 11        |
| 12   | Georgetown           | 5-1        | 572        | 12        |
| 13   | UCLA                 | 5-0        | 533        | 13        |
| 14   | North Carolina       | 7-0        | 497        | 14        |
| 15   | <b>Florida State</b> | <b>6-0</b> | <b>455</b> | <b>15</b> |
| 16   | Notre Dame           | 5-2        | 338        | 18        |
| 17   | Texas                | 4-1        | 320        | 16        |
| 18   | Iowa                 | 7-0        | 298        | 20        |
| 19   | Iowa State           | 5-1        | 277        | 19        |
| 20   | St. John's           | 6-1        | 193        | 22        |
| 21   | <b>Georgia</b>       | <b>5-1</b> | <b>174</b> | <b>17</b> |
| 22   | Maryland             | 5-1        | 123        | 23        |
| 23   | <b>Vanderbilt</b>    | <b>4-1</b> | <b>113</b> | <b>24</b> |
| 24   | Nebraska             | 5-0        | 101        | NR        |
| 25   | Michigan State       | 5-1        | 96         | 25        |

**Others Receiving Votes:** Wisconsin-Green Bay 80, Kansas State 49, DePaul 27, **Purdue 24**, Northwestern 11, Texas Christian 10, Boston College 7, Penn State 6, Kansas 4, Oklahoma State 4, Southern California 4, Arizona 3, Texas Tech 3, California 2, Virginia 1.

**USA Today / ESPN Top-25 Coaches Poll****Week 3 (Nov. 30)**

| Rank | School               | Record     | Points     | Pvs       |
|------|----------------------|------------|------------|-----------|
| 1    | Connecticut (31)     | 6-0        | 775        | 1         |
| 2    | Stanford             | 5-0        | 735        | 2         |
| 3    | Baylor               | 7-1        | 719        | 3         |
| 4    | Xavier               | 5-0        | 672        | 5         |
| 5    | <b>Duke</b>          | <b>6-0</b> | <b>643</b> | <b>6</b>  |
| 6    | Ohio State           | 5-0        | 581        | 7         |
| 7    | Texas A&M            | 5-0        | 564        | 8         |
| 8    | <b>Tennessee</b>     | <b>6-1</b> | <b>542</b> | <b>4</b>  |
| 9    | <b>Kentucky</b>      | <b>5-0</b> | <b>534</b> | <b>9</b>  |
| 10   | West Virginia        | 6-0        | 494        | 11        |
| 11   | Oklahoma             | 6-0        | 481        | 10        |
| 12   | UCLA                 | 5-0        | 412        | 13        |
| 13   | Georgetown           | 5-1        | 397        | 12        |
| 14   | <b>Florida State</b> | <b>6-0</b> | <b>381</b> | <b>14</b> |
| 15   | North Carolina       | 7-0        | 357        | 15        |
| 16   | Notre Dame           | 5-2        | 279        | 16        |
| 17   | Iowa State           | 5-1        | 230        | 17        |
| 18   | Iowa                 | 7-0        | 201        | 21        |
| 19   | Nebraska             | 5-0        | 193        | 20        |
| 20   | Texas                | 4-1        | 181        | 19        |
| 21   | Wisconsin-Green Bay  | 6-0        | 163        | 23        |
| 22   | <b>Georgia</b>       | <b>5-1</b> | <b>160</b> | <b>18</b> |
| 23   | <b>Vanderbilt</b>    | <b>4-1</b> | <b>121</b> | <b>22</b> |
| 24   | St. John's           | 6-1        | 87         | 24        |
| 25   | Michigan State       | 5-1        | 47         | NR        |

**Others Receiving Votes:** Maryland 26, Oklahoma State 23, Boston College 21, **Purdue 18**, DePaul 17, Tulane 5, Kansas 4, Kansas State 4, Gonzaga 2, Syracuse 2, California 1, Marquette 1, Middle Tennessee State 1, Penn State 1.

**Bold denotes 2010-11 opponents**

**TOUGH START**

Auburn is coming off its most difficult start to a season in the program's history. After opening against Mercer, Auburn played 16th-ranked Florida State and sixth-ranked Duke, giving the Tigers two ranked opponents in the first three games for the first time in school history.

**BREAKING THE STREAK**

Auburn's 85-51 win over Seton Hall broke a four-game losing streak for the Tigers - a streak that tied for the longest losing streak since the 2004-05 season. Auburn has not lost more than four consecutive games since it lost six in a row from Dec. 31, 2004 - Jan. 20, 2005.

**91 AND COUNTING**

Auburn junior guard Alli Smalley earned her first collegiate start on Dec. 29, 2007 at Saint Joseph's, the 14th game of her collegiate career, and has not left. Since then, Smalley has started in 91 consecutive games.

**DEFENSE MAKES OFFENSE**

Auburn has used its defense to create its offense this season. So far, the Tigers have scored a total of 154 points off of turnovers, including a season-high mark of 36 against Seton Hall.

While averaging 9.4 steals, 3.3 blocks and 21.6 opponent turnovers per game this season, Auburn has turned the efforts into an average of 22.0 points off turnovers per game.

**DOUBLE DOWN**

Senior Jordan Greenleaf pulled down 12 rebounds with 16 points in the season-opener against Florida State, earning her first double-double of the season and fourth of her career.

She came back with another at South Florida, scoring 13 points with 10 rebounds.

**TURN IT IN TO POINTS**

Auburn forced 31 Seton Hall turnovers on Nov. 27, turning them in to 36 points on the other end of the floor. It marked the most points scored by the Tigers off turnovers since Auburn scored 39 against Sam Houston State on Dec. 5, 2008.

**DISHING IT OUT**

By playing in her 30th career game against Mercer, Auburn sophomore became eligible for the career assist rankings. With 158 on her career, she ranks sixth all-time at Auburn with 4.4 per game.

**I'M FIRST!**

While it was Mercer's Sharnea Boykin who scored the first field goal in Auburn Arena, sophomore Blanche Alverson came down on the very next possession to pick up Auburn's first field goal and the first 3-pointer in the facility.

**OUTSIDE THE LEAGUE**

Nell Fortner has guided the Tigers to a 74-31 ledger in non-conference play. When playing at home, Fortner's teams have posted a 31-6 mark. The only six non-conference losses at home came from Xavier on Dec. 2, 2005 (58-60), No. 2 Duke on Dec. 31, 2004 (61-80), No. 20 George Washington on Jan. 3, 2008 (66-68), No. 15 Texas A&M on Nov. 22, 2009 (59-79), No. 16 Florida State on Nov. 15, 2010 (61-67) and No. 6 Duke on Nov. 18, 2010 (62-75).

**OFFENSE WINS GAMES**

Auburn is 81-2 when scoring 70 or more points in the Nell Fortner era. The only times Auburn has lost when scoring at least 70 points was on Jan. 20, 2005 vs. No. 7 Tennessee, 71-81 and Feb. 19, 2009 at No. 18 Vanderbilt, 73-70. When scoring less than 70 points, Auburn is 38-75 during the Fortner era.

**HOME COOKIN'**

Since a 77-70 loss to Virginia on Jan. 5, 1992, the Auburn Tigers have compiled a 127-9 record against non-conference opponents when playing at home.

**BUILDING WITH EXPERIENCE**

Auburn enters the 2010-11 season with a mix of youth and experience. Nine of the 14 players on the roster are either freshmen or sophomores, but among the nine returning players, Auburn brings back 250 games of experience as a starter.

**EVERYONE PLAYS**

All 12 active Tigers have played at least one minute in five of the first seven games of the season.

**SMALLEY AND TANNER NAMED TO JUNKANOO JAM ALL-TOURNAMENT TEAM**

For their play at the Junkanoo Jam, senior Alli Smalley and freshman Tyrese Tanner were named to the Junkanoo Jam All-Tournament Team.

Smalley averaged 13.5 points, 2.5 assists and 2.5 rebounds per game in the two games, scoring a team-high 15 points in Auburn's win over Seton Hall. Tanner averaged 6.0 points and 3.5 rebounds, along with a team-high 2.5 steals per game on the week.

Also on the all-tournament team were Boston College's Stefanie Murphy and Sacred Heart's Callan Taylor. BC's Carolyn Swords was named the tournament MVP.

**SMALLEY NAMED PRESEASON ALL-SEC**

Auburn senior Alli Smalley was named to the Preseason All-SEC team by both the coaches and the media. The Coaches selected Smalley to the Preseason All-SEC First Team while the media voted her to the Second Team.

Smalley averaged 15.7 points per game last season, chipping in 4.4 rebounds and 2.3 assists per outing.

**SEC PRESEASON POLL (Media Vote)**  
(First-place votes in Parentheses)**SEC Champion**

Tennessee (15), Kentucky (1), Auburn (1)

**Order of Finish**

|                            |     |
|----------------------------|-----|
| 1. Tennessee.....          | 202 |
| 2. Kentucky.....           | 183 |
| 3. Vanderbilt.....         | 157 |
| 4. Georgia.....            | 150 |
| 5. LSU.....                | 147 |
| 6. Auburn.....             | 120 |
| 7. South Carolina.....     | 84  |
| 8. Arkansas.....           | 81  |
| 9. Alabama.....            | 65  |
| 10. Ole Miss.....          | 47  |
| 11. Mississippi State..... | 45  |
| 11. Florida.....           | 45  |

**Player of the Year**

Victoria Dunlap, UK (13), Angie Bjorklund, UT (2), Shekinna Stricklen, UT (2)

**All-SEC First Team**LaSondra Barrett, LSU  
Victoria Dunlap, Kentucky  
Angie Bjorklund, Tennessee  
Shekinna Stricklen, Tennessee  
Jence Rhoads, Vanderbilt**All-SEC Second Team**Tierney Jenkins, Alabama  
Alli Smalley, Auburn  
Porsha Phillips, Georgia  
A'dia Mathies, Kentucky  
Kelley Cain, Tennessee**SEC PRESEASON POLL (Coaches' Vote)****SEC Champion**

Tennessee

**Order of Finish**

|                            |     |
|----------------------------|-----|
| 1. Tennessee.....          | 121 |
| 2. Kentucky.....           | 108 |
| 3. LSU.....                | 93  |
| 4. Georgia.....            | 88  |
| 4. Vanderbilt.....         | 88  |
| 6. Auburn.....             | 59  |
| 7. South Carolina.....     | 48  |
| 8. Alabama.....            | 43  |
| 9. Ole Miss.....           | 42  |
| 10. Florida.....           | 39  |
| 11. Arkansas.....          | 35  |
| 12. Mississippi State..... | 28  |

**Player of the Year**

Victoria Dunlap, UK (8); Shekinna Stricklen, UT (2); Marah Strickland, USC (1); Jence Rhoads, VU (1)

**All-SEC First Team**Alli Smalley, Auburn  
Porsha Phillips, Georgia  
Victoria Dunlap, Kentucky  
A'dia Mathies, Kentucky  
LaSondra Barrett, LSU  
Angie Bjorklund, Tennessee  
Shekinna Stricklen, Tennessee  
Jence Rhoads, Vanderbilt**All-SEC Second Team**Tierney Jenkins, Alabama  
C'eira Ricketts, Arkansas  
Jasmine James, Georgia  
Katherine Graham, LSU  
Marah Strickland, South Carolina  
Kelley Cain, Tennessee  
Glory Johnson, Tennessee  
Hannah Tuomi, Vanderbilt**AUBURN PICKED SIXTH IN SEC PRESEASON MEDIA AND COACHES POLLS**

Coming off a 15-16 season, the Auburn women's basketball team was picked sixth in the preseason SEC media and coaches polls. Tennessee was the preseason favorite in both polls.

**MAKING IT HOME**

Nell Fortner enters her seventh season as Auburn's head coach, marking her longest tenure at any position in her career. The longest Fortner had stayed at a job prior to Auburn came from 1990-95 while she was an assistant coach at Louisiana Tech under legendary head coach Leon Barmore.

**NEW FACES**

Auburn welcomes five new faces to its lineup this season in freshmen Peyton Davis (Birmingham, Ala.), Camille Glymph (Greenville, S.C.), Courtney Strain (Woodland, Ala.), Tyrese Tanner (Birmingham, Ala.) and Jassany Williams (Davie, Fla.). The recruiting class was ranked 18th in the country by ESPN.com's HoopGurlz.

**FIRST GAME IN AUBURN ARENA**

Auburn won its inaugural game in the new \$86 million Auburn Arena. The Tigers defeated Mercer, 79-61, for the first regular-season Auburn win, men or women, in the new facility.

The Tigers move across the street this season from its former home, Beard-Eaves-Memorial Coliseum - the team's home since 1974. Auburn played its first game in BEMC on Jan. 11, 1974, defeating in-state rival Alabama, 69-31.

**TIGERS SIGN HASINA MUHAMMAD FOR 2011-12**

The Auburn women's basketball signed 6-1 guard/forward Hasina Muhammad (Ridgeway HS, Memphis, Tenn.) to a National Letter of Intent, head coach Nell Fortner announced on Nov. 10.

Muhammad is ranked as the No. 66 overall player in the country by ESPN's HoopGurlz. She is also ranked as the 17th-best guard in the country and No. 2 prospect in Tennessee by HoopGurlz.

Muhammad was also ranked by two other recruiting services. She is the No. 50 overall prospect according to the All-Star Girls Report and No. 47 in the Girls Basketball Report.

**WNBA CHAMPION... AGAIN**

After winning a WNBA title in 2009 with the Phoenix Mercury, former Tiger Le'Coe Willingham put herself in select company when she turned around and won it again in 2010, this time with the Seattle Storm.

Willingham, a native of Augusta, Ga., averaged 5.5 points and 4.1 rebounds per game as she helped the Storm to a league-best 28-6 record.

The Storm swept Los Angeles in the first round of the playoffs, setting up a meeting of Willingham and her former team, the Mercury, in the conference finals. She defeated her old team, and former Tiger DeWanna Bonner, in a sweep for a trip to the WNBA finals.

Seattle made it a perfect run through the playoffs, sweeping the Atlanta Dream in three games for the title.

**TIGERS ON THE TUBE**

As part of the SEC's television agreement with ESPN, the Auburn women's basketball team will be televised six times this season on Fox Sports Net, CSS, the SEC Network and ESPN2. The SEC Tournament will be televised on Fox Sports Net, ESPN2 and ESPN. In all, the SEC will be televised in more than 70 games this season.

Auburn will be televised three times at home at the new Auburn Arena and three times on the road. The first will be the SEC-opener on Jan. 2 at Alabama on CSS, followed by a Jan. 16 home meeting with LSU on CSS. The Tigers will appear on CSS again a week later, on Jan. 23, as Tennessee comes to town.

Auburn will then make an ESPN2 appearance on Feb. 13 at Arkansas before traveling to South Carolina for a Feb. 20 game on the Fox Sports Net.

The Tigers will close out the regular season with a Feb. 27 home game against Kentucky on the SEC Network.

**AUBURN TO HOST 2011 NCAA TOURNAMENT FIRST AND SECOND ROUNDS**

The new Auburn Arena will close out its first season of operation, March 19-22, as a host site for the first and second rounds of the 2011 NCAA Women's Basketball Tournament. Auburn's bid to host the opening rounds was selected by the NCAA and announced on Oct. 29, 2009.

The 2011 event will mark the first time for Auburn to host the first and second rounds of the NCAA Tournament under its current bid format. The Tigers hosted NCAA Tournament games on nine occasions between 1983 and 1993, posting an 11-0 record over that time. Auburn last hosted on March 21, 1993 when the Tigers downed Louisville, 66-61.

Auburn will be one of 16 first- and second-round sites in 2011. The complete list of host sites includes Albuquerque, N.M. (University of New Mexico, The Pit/Bob King Court); Auburn, Ala. (Auburn University, Auburn Arena); Charlottesville, Va. (University of Virginia, John Paul Jones Arena); Cincinnati, Ohio (Xavier University, Cintas Center); College Park, Md. (University of Maryland, Comcast Center); Columbus, Ohio (Ohio State University, St. John Arena); Durham, N.C. (Duke University, Cameron Indoor Stadium); Knoxville, Tenn. (University of Tennessee, Thompson-Boling Arena); Salt Lake City, Utah (University of Utah, John M. Huntsman Center); Spokane, Wash. (Gonzaga University, McCarthy Athletic Center); Shreveport, La. (Louisiana Tech University, CenturyTel Center); Stanford, Calif. (Stanford University, Maples Pavilion); Storrs, Conn. (University of Connecticut, Harry A. Gampel Pavilion); University Park, Penn. (Pennsylvania State University, Bryce Jordan Center); Waco, Texas (Baylor University, Ferrell Center); and Wichita, Kan. (Wichita State University, INTRUST Bank Arena).

The 16 advancing teams will continue play at four regional sites: Dayton, Ohio (University of Dayton Arena), Spokane, Wash. (Spokane Veterans Memorial Arena), Dallas, Texas (American Airlines Center) and Philadelphia, Pa. (Liacouras Center). The 2011 NCAA Women's Final Four will be held at Lucas Oil Stadium in Indianapolis, Ind. on April 3 and 5.

**The Southeastern Conference****Commissioner:** Mike Slive**Founded:** 1933**Members:**

Alabama Crimson Tide  
 Arkansas Lady Razorbacks  
 Auburn Tigers  
 Florida Gators  
 Georgia Bulldogs  
 Kentucky Wildcats  
 LSU Tigers  
 Mississippi Rebels  
 Mississippi State Bulldogs  
 South Carolina Gamecocks  
 Tennessee Lady Volunteers  
 Vanderbilt Commodores

**SEC Media Relations****Women's Basketball Contact:** Tammy Wilson**Address:**

2201 Richard Arrington Blvd.  
 Birmingham, Ala. 35203-1103

**Phone:** 205.458.3000**Fax:** 205.458.3031**E-mail:** twilson@sec.org**Web site:** www.SECsports.com**SEC Women's Basketball Notes**

- The SEC has posted impressive non-conference records in the last decade. The SEC compiled a 121-45 (.729) non-conference record during the 2009-10 season.
- Since the 1990 season, the SEC has compiled a 2,774-844 (.767) record against other conferences. The league has recorded 150+ wins during eight seasons and has never recorded a non-conference winning percentage below .723.
- SEC teams have earned appearances in 25 of 29 NCAA Final Fours, an accomplishment unmatched by any other league.
- Overall, SEC squads have filled 34 of the 116 Final Four berths, including having two Final Four teams in 1988 (Auburn, Tennessee), 1989 (Auburn, Tennessee), 1995 (Georgia, Tennessee), 1996 (Georgia, Tennessee), 1998 (Arkansas, Tennessee), 2004 (LSU, Tennessee), 2005 (LSU, Tennessee), 2007 (LSU, Tennessee) and 2008 (LSU, Tennessee).
- SEC teams have made 18 appearances in a nation-high 16 NCAA Championship games, winning eight NCAA Championships (Tennessee: 1987, 1989, 1991, 1996, 1997, 1998, 2007 and 2008).
- The league also had the distinction of providing both national finalists twice in its history in 1996 (Tennessee 83, Georgia 65) and in 1989 (Tennessee 76, Auburn 60).
- SEC teams have won 329 NCAA Tournament games against 168 losses (.662) for an average of 11.4 NCAA wins per year.
- In addition, all 12 current members have appeared in the NCAA Tournament.
- The SEC has paced the pack in NCAA tournament bids 21 times in its 29-year history.
- The SEC was the first league to ever have eight teams invited to the NCAA Tournament, doing so in 1999 and 2002.
- The SEC was also the first league to ever have seven teams invited to the NCAA Tournament and earned this honor a leading seven times (1986, 1991, 1995, 1996, 1997, 2003, 2004).
- The SEC is one of a handful of leagues to have won three national tournament titles with eight NCAA, two WNIT and three NWIT. Along with the eight NCAA championships won by Tennessee, Arkansas (1999) and Auburn (2003) captured the current Women's NIT titles. But the first-ever SEC national title belongs to Georgia, winners of the 1981 NWIT which predates the current NCAA tournament. LSU (1985) and Kentucky (1990) each won NWIT titles. Both Arkansas (1987) and South Carolina (1979) won the WNIT as members of their previous conferences.
- In 2003, Auburn won the WNIT title with wins over South Alabama, Florida State, Richmond, Creighton and Baylor. In 1999, the Arkansas Lady Razorbacks defeated Wisconsin 76-64 to claim the SEC's first WNIT championship.
- In 1981, Georgia defeated Pittsburg, California and Arizona State (in OT) to capture the NWIT Championship, the first-ever national championship of any kind for the SEC in women's basketball.

**Quoting Head Coach Nell Fortner**

On Temple...

"Temple is coming off a big win against Rutgers at home, that has to have given them a lot of confidence. Temple has some players that can shoot the 3-ball very well and some good post players. They can spread you out or take you to the hole, so they are a very dangerous team."

On improvements from South Alabama game...

"We have to do a better job guarding penetration, and that is one of the hardest things to do in basketball but we have to do a better job. We also have to continue working on our rotating help and rebounding."

On playing prior to SEC Championship Game in Auburn Arena...

"It is a good opportunity for people to come see a women's basketball game and watch our football team win a conference championship. It is a win-win for both programs and we hope to have a great crowd out there, getting crazy in the Arena."



## MISCELLANEOUS STATISTICS

| Double-Doubles   | Season | Career |
|------------------|--------|--------|
| Jordan Greenleaf | 2      | 5      |
| Alli Smalley     | 0      | 1      |

| 20+ Point Games | Season | Career |
|-----------------|--------|--------|
| Alli Smalley    | 0      | 13     |
| Nicolle Thomas  | 0      | 1      |

| 10+ Rebound Games | Season | Career |
|-------------------|--------|--------|
| Jordan Greenleaf  | 2      | 9      |
| Chantel Hilliard  | 0      | 1      |
| Parrisha Simmons  | 0      | 1      |
| Alli Smalley      | 0      | 1      |

| 10+ Assist Games | Season | Career |
|------------------|--------|--------|
| Morgan Toles     | 0      | 1      |

## GAMES LED AUBURN IN...

| Scoring          | Season | Career |
|------------------|--------|--------|
| Blanche Alverson | 1      | 1      |
| Jordan Greenleaf | 1      | 8      |
| Chantel Hilliard | 1      | 1      |
| Alli Smalley     | 5      | 31     |
| Morgan Toles     | 1      | 3      |
| Nicolle Thomas   | 0      | 1      |

| Rebounding       | Season | Career |
|------------------|--------|--------|
| Blanche Alverson | 1      | 1      |
| Jordan Greenleaf | 5      | 29     |
| Chantel Hilliard | 0      | 2      |
| Parrisha Simmons | 0      | 7      |
| Alli Smalley     | 0      | 1      |
| Morgan Toles     | 0      | 1      |
| Jassany Williams | 1      | 1      |

| Assists          | Season | Career |
|------------------|--------|--------|
| Blanche Alverson | 0      | 3      |
| Jordan Greenleaf | 1      | 5      |
| Morgan Jennings  | 0      | 2      |
| Parrisha Simmons | 0      | 2      |
| Alli Smalley     | 1      | 18     |
| Tyrese Tanner    | 1      | 1      |
| Nicolle Thomas   | 0      | 1      |
| Morgan Toles     | 6      | 28     |

## 2010-11 DOUBLE-DOUBLES

| Player                        | Points | Other     |
|-------------------------------|--------|-----------|
| Jordan Greenleaf (vs. Mercer) | 16     | 12 (reb.) |
| Jordan Greenleaf (at USF)     | 13     | 10 (reb.) |

## Last Time an Auburn Team...

|   |  |
|---|--|
| Scored 100 points                                       | Auburn 119, Sam Houston State 54 (Dec. 5, 2008)                                  |
| Scored 100 points in an SEC game                        | Auburn 102, Tennessee 96, SEC Tournament in Albany, Ga. (Mar. 6, 1987)           |
| Scored 100 at Auburn                                    | Auburn 119, Sam Houston State 54 (Dec. 5, 2008)                                  |
| Scored 100 points and lost                              | Never  |
| Scored 110 points                                       | Auburn 119, Sam Houston State 54 (Dec. 5, 2008)                                  |
| Scored 115 points                                       | Auburn 119, Sam Houston State 54 (Dec. 5, 2008)                                  |
| Scored at least 60 points in a half                     | 62-vs. Sam Houston State (Dec. 5, 2008)  |
| Had 25+ rebound margin                                  | 28-Auburn 55, Sam Houston State 27 (Dec. 5, 2008)                                |
| Had 20+ rebound margin                                  | 22-Auburn 48, South Alabama 26 (Dec. 20, 2009)                                   |
| Attempted 35 free throws                                | 35-vs. Florida A&M (Nov. 28, 2009)   |
| Attempted 40 free throws                                | 41-vs. Alabama State (Nov. 15, 2006)   |
| Made 30 free throws                                     | 31-vs. Northwestern State (31-43) (Dec. 30, 2003)                                |
| Had 25 assists  | 25- vs. Alabama (Jan. 22, 2009)  |
| Had 25 turnovers  | 25- at Kentucky (Jan. 24, 2010)  |
| Had 25 steals   | 25- vs. Arkansas-Little Rock (Dec. 2, 2000)                                      |
| Scored 25 points or less                                | 25- vs. Mercer (1971)  |
| Played an overtime game                                 | at LSU (Jan. 10, 2010)   |
| Won an overtime game                                    | Auburn 64, LSU 62 at Baton Rouge, La. (Jan. 10, 2010)                            |
| Lost an overtime game                                   | Florida 71, Auburn 68 (2OT) at Gainesville, Fla. (Jan. 7, 2010)                  |
| Played a double overtime game                           | Florida 71, Auburn 68 at Gainesville, Fla. (Jan. 7, 2010)                        |
| Played at least three overtimes                         | Never  |
| Shot 70% for a half                                     | 73.9%, 17-23-vs. Alabama (Jan. 22, 2009)   |
| Shot 60% for a game                                     | vs. Alabama (61.8%, 34-55) (Jan. 22, 2009)                                       |
| Shot less than 30% for a game                           | (29.0%, 18-62) at South Florida at Tampa, Fla. (Nov. 22, 2010)                   |
| Shot 90% from the free throw line (minimum 10 attempts) | (10-10) vs. Mississippi State (Feb. 3, 2008)                                     |
| Shot 50% from 3-point line                              | (8-14, 57.1%) vs. Florida, SEC Tournament, Duluth, Ga., (Mar. 4, 2010)           |
| Shot less than 30% in a half                            | 22.6% in the first half vs. Sacred Heart in Freeport, Bahamas (Nov. 26, 2010)    |
| Shot less than 20% in a half                            | 19.0% in the first half vs. LSU, (Feb. 14, 2010)                                 |
| Shot 55% or better and lost                             | 58.1%, 25-43-vs. Tennessee, (Jan. 20, 2005)                                      |
| Made at least 10 3-point field goals                    | 12-17 vs. Colgate (Dec. 5, 2007)   |
| Failed to make a 3-point field goal                     | 0-11 at San Diego State (Dec. 30, 2009)  |
| Had at least 60 rebounds                                | 61 vs. Stephen F. Austin, (Dec. 17, 2007)  |
| Had at least 50 rebounds                                | 52- vs. Mercer in Auburn, Ala. (Nov. 12, 2010)                                   |
| Scored under 20 points in a 1st half                    | 18 points vs. Sacred Heart (Nov. 26, 2010)                                       |
| Scored under 20 points in a 2nd half                    | 19-vs. Tennessee in the SEC Tournament in North Little Rock, Ark. (Mar. 3, 2006) |
| Scored under 50 points in a game                        | 49 at South Florida at Tampa, Fla. (Nov. 22, 2010)                               |

## Last Time an Auburn Player...

|  |  |
|--|--|
| Scored 40 points                                 | 41-Consweila Sparrow vs. South Alabama (Feb. 17, 1998)   |
| Scored 35 points                                 | 35-DeWanna Bonner vs. Tennessee (Jan. 25, 2009)  |
| Scored 30 points                                 | 32-DeWanna Bonner vs. Ole Miss (Mar. 6, 2009)  |
| Attempted 25 field goals                         | 25-Natasha Brackett (9-25) at LSU (Jan. 30, 2005)  |
| Recorded a double-double                         | Jordan Greenleaf (13 pts./10 rebs.) at South Florida in Tampa, Fla., (Nov. 22, 2010)   |
| Recorded a double-double with points and assists | Whitney Boddie (15 pts./10 assts) vs. Ole Miss, SEC Tournament, North Little Rock, Ark. (Mar. 6, 2009)   |
| Recorded consecutive double-doubles              | KeKe Carrier (18 pts./10 rebs) vs. Mississippi State (Jan. 3, 2010)  |
|  | and (24 pts./12 rebs) vs. Florida in Gainesville, Fla. (Jan. 7, 2010)  |
| Two players recorded a double-double             | DeWanna Bonner (32 pts./13 rebs) & Whitney Boddie (15 pts./10 asst.) vs. Ole Miss in the SEC Tournament in North Little Rock, Ark. (March 6, 2009)                         |
| Had a double-double at halftime                  | DeWanna Bonner (14 pts./10 rebs.) vs. Ole Miss (Mar. 6, 2009)  |
| Recorded a triple-double                         | Whitney Boddie (24 pts./11 rebs./12 asst.) vs. Sam Houston State (Dec. 5, 2008)  |
| Had 10 assists                                   | 10- Morgan Toles vs Georgia (Jan. 31, 2010)  |
| Had 15 assists                                   | 18-Martha Monk vs. Alabama State (Feb. 18, 1981)   |
| Had 10 blocks                                    | 13- Marita Payne vs. Arkansas (Feb. 3, 2005)   |
| Had 5 steals                                     | 6-DeWanna Bonner vs. Tennessee (Jan. 25, 2009)   |
| Had 15 rebounds                                  | 16-Jordan Greenleaf vs. Mississippi State (Jan. 3, 2010)   |
| Had 20 rebounds                                  | 20-Monique Morehouse at LSU (Feb. 4, 1995)   |
| Made 15 field goals                              | 15-Consweila Sparrow (15-16) vs. USA (Feb. 17, 1998)   |
| Two players scored 20 points                     | Alli Smalley (27 pts.) & KeKe Carrier (20 pts.) vs. Alabama (Jan. 14, 2010)  |
| Two players scored 30 points                     | Laticia Morris (33 points) & Tara Williams (30 points) vs. South Alabama (Jan. 14, 1997)   |
| Back-to-back 25 point games                      | Alli Smalley 26 pts. vs. Kentucky (Feb. 28, 2010) & 29 pts. vs. Florida in SEC Tournament in Duluth, Ga. (Mar. 4, 2010)  |
| Only one player scored in double figures         | Alli Smalley (21 pts.) at Tennessee (Jan. 28, 2010)  |
| Five players scored in double figures            | Boddie (20 pts.), Bonner (17 pts.), S. Hobbs (15 pts.), Smalley (11 pts.) & Jackson (10 pts.) vs. Kentucky (Feb. 12, 2009)   |
| Six players scored in double figures             | Carrier (19 pts.), Bonner (18 pts.), Smalley (16 pts.), Boddie (13 pts.), R. Hobbs (13 pts.), Hilliard (13 pts.) & S. Hobbs (10 pts.) vs. Sam Houston State (Dec. 5, 2008) |

**TIGERS' RECORD WHEN...**

|   |     |
|---|-----|
| Leading at the half .....               | 3-1 |
| Trailing at the half .....              | 0-3 |
| Tied at the half .....                  | 0-0 |
| Scores 100+ points .....                | 0-0 |
| Scores 90-99 points .....               | 0-0 |
| Scores 80-89 points .....               | 1-0 |
| Scores 70-79 points .....               | 2-0 |
| Scores 60-69 points .....               | 0-2 |
| Scores fewer than 60 points .....       | 0-2 |
| Holds opponent to 41-50 points .....    | 0-0 |
| Holds opponent to 31-40 points .....    | 0-0 |
| Holds opponent to under 30 points ..... | 0-0 |
| Shoots 50% FG or better .....           | 1-0 |
| Shoots 40-49% FG .....                  | 1-1 |
| Shoots 39% or under FG .....            | 1-3 |
| Holds opponent under 30% FG .....       | 0-0 |
| Shoots higher FG% than opponent .....   | 2-0 |
| Shoots lower FG% than opponent .....    | 1-4 |
| Shoots higher FT% than opponent .....   | 1-1 |
| Shoots lower FT% than opponent .....    | 2-3 |
| Out-rebounds opponent .....             | 1-1 |
| Out-rebounded by opponent .....         | 2-2 |
| Tied in rebounds .....                  | 0-1 |
| Versus ranked opponent .....            | 0-2 |
| In overtime .....                       | 0-0 |
| Games decided by 3 points or less ..... | 0-0 |
| Games decided by 4-5 points .....       | 1-0 |
| Games decided by 6-10 points .....      | 0-1 |
| Games decided by 11-20 points .....     | 1-3 |
| Games decided by 21-30 points .....     | 0-0 |
| Games decided by 30+ points .....       | 1-0 |

|  |  |
|--|--|
| Seven players scored in double figures ..... | Carrier (19 pts.), Bonner (18 pts.), Smalley (16 pts.), Boddie (13 pts.), R. Hobbs (13 pts.), Hilliard (13 pts.) & S. Hobbs (10 pts.) vs. Sam Houston State (Dec. 5, 2008) |
| Scored 20 points & had 20 rebounds .....     | Lauretta Freeman (30 pts/21 rebs.) vs. Alabama, (Feb. 17, 1993)  |
| Two players had 10 rebounds .....            | KeKe Carrier (12 rebs.) & Jordan Greenleaf (10 rebs) vs. Florida in Gainesville, Fla. (Jan. 7, 2010)   |
| Three players had 10 rebounds .....          | Jordan Greenleaf (12 rebs.), DeWanna Bonner (12 rebs.) & Whitney Boddie (10 rebs.) vs. Oakland (Nov. 21, 2007)   |
| Played every minute .....                    | Jordan Greenleaf (40 Mins.) vs. Florida, SEC Tournament, Duluth, Ga., (Mar. 4, 2010)   |
| Played more than 40 minutes .....            | Alli Smalley (45 mins.), Jordan Greenleaf (43 mins.) & Morgan Toles (41 mins.) at LSU (Jan. 10, 2010)  |

**Last Time an Auburn Opponent...**

|   |  |
|---|--|
| Shot less than 30% in a game (SEC) .....      | Mississippi State - 28.0% in Starkville, Mississippi (Feb. 21, 2010)           |
| Shot less than 30% in a game (Non-conf) ..... | Florida A&M - 26.9% in Tallahassee, Florida (Nov. 28, 2009)                    |
| Shot 60% in a game .....                      | Vanderbilt 60.4% in Nashville, Tennessee in the SEC Tournament, (Mar. 5, 2004) |
| Scored 100 points .....                       | Georgia 102, Auburn 72 in Athens, Ga. (Mar. 3, 1984)                           |
| Scored 100 points at Auburn .....             | Tuskegee 105, Auburn 98 (20T) (Feb. 12, 1979)                                  |
| Scored 100 points and Lost .....              | Never  |
| Scored 110 points .....                       | Never  |
| Had 25+ rebound margin .....                  | Never  |
| Had a 20+ rebound margin .....                | Never  |
| Scored under 20 points in a 1st half .....    | Mississippi State 19 pts in Starkville, Mississippi (Feb. 21, 2010)            |
| Scored under 20 points in a 2nd half .....    | Mississippi State 17 pts in Starkville, Mississippi (Feb. 21, 2010)            |
| Had 50 rebounds .....                         | 50-vs. Tennessee in Knoxville, Tenn., (Jan. 10, 2008)                          |
| Had 25 assists .....                          | 25- by Florida International in Miami, Fla. (Dec. 19, 1993)                    |
| Had 25 turnovers .....                        | 31- by Seton Hall (Nov. 27, 2010)  |
| Had 15 steals .....                           | 15- by Duke (Nov. 18, 2010)  |
| Had 10 blocks .....                           | 12-by Tennessee (Jan. 10, 2008)  |
| Failed to make a 3-point field goal .....     | Coppin State 0-0 (Dec. 21, 2008)   |
| Attempted 35 free throws .....                | 36-by Arizona 25-36 (Dec. 19, 2000)  |
| Made 30 free throws .....                     | 30- by Arkansas (Jan. 22, 1995)  |
| Made 10 3-point field goals .....             | by South Florida 10 3-point FGs, in Tampa, Fla., (Nov. 22, 2010)               |
| Scored under 50 points in a game .....        | Mississippi State 36 pts in Starkville, Mississippi (Feb. 21, 2010)            |
| Scored 40 points or less .....                | 36- by Mississippi State (Feb. 21, 2010)                                       |
| Scored 25 points or less .....                | 25- by Puerto Rico Mayaguez (Dec. 17, 2000)                                    |
| Scored 11 points or less .....                | 11-by Montevallo (1973) and 11-by Jeff Davis (1973)                            |

**Last Time an Auburn Opponent's Player...**

|  |  |
|--|--|
| Scored 30 points .....                                 | 33-Andrea Smith of South Florida in Tampa, Fla. (Nov. 22, 2010)  |
| Scored 35 points .....                                 | 38-Lindsay Shearer of Kent State in Kent, Ohio (Nov. 20, 2005)   |
| Attempted 25 field goals .....                         | 27- Jantel Lavender (9-27) of Ohio State (Nov. 23, 2008)   |
| Scored 20 points & had 20 rebounds .....               | Young of Baylor in the Women's NIT Championship Game, (20 pts./25 rebs.), (Apr. 4, 2003)                                   |
| Two players scored 20 points .....                     | by South Carolina, Kelsey Bone (24 pts) & Valerie Nainima (20 pts), (Feb. 4, 2010)   |
| Three players scored 20 points .....                   | by LSU in Baton Rouge, Chatman (22 pts), Johnson (21 pts) & Lowery (20 pts), (Jan. 12, 1991)                               |
| Five players scored in double figures .....            | J. Thomas (16 pts), Gray (13 pts), K. Thomas (11 pts), Christmas (10 pts) & Peters (10 pts) of Duke (Nov. 18, 2010)        |
| Six players scored in double figures ..                | Smith (15 pts), Bales (14 pts), Foley (11 pts), Williams (10 pts), Currie (10 pts) & Kurz (10 pts) of Duke (Dec. 31, 2004) |
| Recorded a double-double .....                         | Cierra Bravard (12 pts./10 rebs.) of Florida State (Nov. 15, 2010)   |
| Recorded a double-double with points and assists ..... | Ceira Ricketts of Arkansas in Fayetteville, Ark., (14 pts/13 rebs/12 assts.), (Jan. 18, 2009)                              |
| Recorded a triple-double .....                         | Ceira Ricketts (14 pts./13 rebs./12 asst.) of Arkansas (Jan. 18, 2009)   |
| Two players recorded a double-double .....             | Tasha Humphrey (22 pts/14 rebs) & Angel Robinson (14 pts/11 rebs) of Georgia in Athens, Ga. (Feb. 24, 2008)                |
| Had 15 rebounds .....                                  | 15-by Alyssia Brewer of Tennessee (Mar. 7, 2009)   |
| Had 20 rebounds .....                                  | 20-Sylvia Fowles of LSU (Jan. 28, 2007)  |
| Had 10 assists .....                                   | 10-Shantell Black of Ole Miss (Mar. 6, 2009)   |
| Had 10 blocks .....                                    | Never  |
| Had 5 blocks .....                                     | 5-Azania Stewart of Florida (Jan. 7, 2010)   |
| Had 5 steals .....                                     | 6-Jence Rhoads of Vanderbilt (Jan. 21, 2010)   |
| Made 15 field goals .....                              | 15-Chamique Holdscow (15-21) of Tennessee (Feb. 1, 1998)   |
| Had 15 assists .....                                   | 16-Cindy McMahan of Alabama-Huntsville (Nov. 24, 1980)   |

**AUBURN IN THE SEC INDIVIDUAL RANKINGS**  
(As of Dec. 3, 2010)**Points per Game**

|                               |      |
|-------------------------------|------|
| 1. Tierney Jenkins (UA) ..... | 18.0 |
| 19. Alli Smalley (AU) .....   | 11.4 |

**Rebounds per Game**

|                                |      |
|--------------------------------|------|
| 1. Tierney Jenkins (UA) .....  | 12.0 |
| 7. Jordan Greenleaf (AU) ..... | 7.9  |

**Offensive Rebounds per Game**

|                                |     |
|--------------------------------|-----|
| 1. Tierney Jenkins (UA) .....  | 6.0 |
| 4. Jordan Greenleaf (AU) ..... | 4.3 |

**Defensive Rebounds per Game**

|                                |     |
|--------------------------------|-----|
| 1. Porsha Phillips (UGA) ..... | 8.3 |
|--------------------------------|-----|

**Field Goal Percentage**

|                                   |      |
|-----------------------------------|------|
| 1. Mary Kathryn Gvero (MSU) ..... | .524 |
|-----------------------------------|------|

**Three-Point Percentage**

|                              |      |
|------------------------------|------|
| 1. Jasmine Lister (VU) ..... | .529 |
|------------------------------|------|

**Three-Point FG Made per Game**

|                                  |     |
|----------------------------------|-----|
| 1. Three tied at .....           | 3.0 |
| T14. Blanche Alverson (AU) ..... | 1.4 |
| T14. Alli Smalley (AU) .....     | 1.4 |

**Free Throw Percentage**

|                                |      |
|--------------------------------|------|
| 1. Stephanie Holzer (VU) ..... | .952 |
| 9. Jordan Greenleaf (AU) ..... | .692 |

**Assists per Game**

|                            |     |
|----------------------------|-----|
| 1. Kayla Melson (UM) ..... | 5.0 |
| 6. Morgan Toles (AU) ..... | 4.3 |

**Steals per Game**

|                                  |     |
|----------------------------------|-----|
| 1. Victoria Dunlap (UK) .....    | 3.3 |
| T14. Jordan Greenleaf (AU) ..... | 1.7 |

**Blocked Shots per Game**

|                                  |     |
|----------------------------------|-----|
| 1. Victoria Dunlap (UK) .....    | 2.8 |
| T13. Jordan Greenleaf (AU) ..... | 1.0 |

**Assist-to-Turnover Ratio**

|                            |     |
|----------------------------|-----|
| 1. Morgan Toles (AU) ..... | 2.5 |
|----------------------------|-----|

**AUBURN IN THE SEC TEAM RANKINGS**

|                                     |              |
|-------------------------------------|--------------|
| Scoring Offense .....               | 7th (66.3)   |
| Scoring Defense .....               | 12th (65.1)  |
| Scoring Margin .....                | 11th (+ 1.1) |
| Free Throw Percentage .....         | 10th (.603)  |
| Field Goal Percentage .....         | 9th (.391)   |
| 3-Point FG Percentage .....         | 8th (.286)   |
| Field Goal Percentage Defense ..... | 11th (.443)  |
| 3-Point FG Percentage Defense ..... | 10th (.410)  |
| Rebounding Offense .....            | 11th (36.3)  |
| Rebounding Defense .....            | 8th (38.6)   |
| Rebounding Margin .....             | 12th (-2.3)  |
| Blocked Shots .....                 | 10th (3.3)   |
| Assists .....                       | 8th (12.7)   |
| Steals .....                        | 6th (9.4)    |
| Turnover Margin .....               | 3rd (+ 7.0)  |
| Assist/Turnover Ratio .....         | 6th (0.9)    |
| Offensive Rebounds .....            | 8th (16.1)   |
| Defensive Rebounds .....            | 12th (20.1)  |
| Three-Point FG Made .....           | 12th (3.7)   |

**2010-11 Starting Lineups**

|                         | Guard (1)       | Guard (2)       | Guard/Forward (3) | Forward (4)      | Forward/Center (5) |
|-------------------------|-----------------|-----------------|-------------------|------------------|--------------------|
| <b>MERCER</b>           | Morgan Toles    | Alli Smalley    | Parrisha Simmons  | Blanche Alverson | Jordan Greenleaf   |
| <b>FLORIDA STATE</b>    | Morgan Toles    | Alli Smalley    | Parrisha Simmons  | Blanche Alverson | Jordan Greenleaf   |
| <b>DUKE</b>             | Morgan Toles    | Alli Smalley    | Parrisha Simmons  | Blanche Alverson | Jordan Greenleaf   |
| <b>at South Florida</b> | Morgan Toles    | Alli Smalley    | Parrisha Simmons  | Blanche Alverson | Jordan Greenleaf   |
| <b>vs. Sacred Heart</b> | Morgan Toles    | Alli Smalley    | Blanche Alverson  | Chantel Hilliard | Jordan Greenleaf   |
| <b>vs. Seton Hall</b>   | Alli Smalley    | Courtney Strain | Tyrese Tanner     | Blanche Alverson | Jordan Greenleaf   |
| <b>SOUTH ALABAMA</b>    | Morgan Jennings | Alli Smalley    | Tyrese Tanner     | Blanche Alverson | Jordan Greenleaf   |

**Record by Starting Lineup**

|  |             |
|--|-------------|
| Smalley, Strain, Tanner, Alverson, Greenleaf   | 1-0 (1.000) |
| Toles, Smalley, Simmons, Alverson, Greenleaf   | 1-3 (.250)  |
| Toles, Smalley, Alverson, Hilliard, Greenleaf  | 0-1 (.000)  |
| Jennings, Smalley, Tanner, Alverson, Greenleaf | 1-0 (1.000) |

**Game-by-Game Leaders**

|                         | Points               | Rebounds     | Assists         | Steals               | Blocked Shots        |
|-------------------------|----------------------|--------------|-----------------|----------------------|----------------------|
| <b>MERCER</b>           | 16-Smalley/Greenleaf | 12-Greenleaf | 6-Toles         | 3-Greenleaf/Jennings | 2-Williams           |
| <b>FLORIDA STATE</b>    | 16-Alverson          | 9-Greenleaf  | 7-Toles         | 3-Three tied         | 2-Greenleaf/Williams |
| <b>DUKE</b>             | 12-Smalley/Toles     | 7-Alverson   | 5-Toles         | 2-Toles/Simmons      | None                 |
| <b>at South Florida</b> | 16-Hilliard          | 10-Greenleaf | 5-Toles/Tanner  | 1-Greenleaf          | 1-Greenleaf/Tanner   |
| <b>vs. Sacred Heart</b> | 12-Smalley           | 7-Greenleaf  | 4-Greenleaf     | 3-Tanner             | 1-Greenleaf          |
| <b>vs. Seton Hall</b>   | 15-Smalley           | 7-Williams   | 4-Smalley/Toles | 4-Toles              | 2-Williams           |
| <b>SOUTH ALABAMA</b>    | 15-Smalley           | 9-Greenleaf  | 5-Toles         | 3-Greenleaf          | 2-Greenleaf/Tanner   |

## Scoring Breakdown

(Percentage of total points in parentheses)

| Opponent         | Front Court | Back Court | Sr. | Jr. | So. | Fr. | Starters  | Bench     |
|------------------|-------------|------------|-----|-----|-----|-----|-----------|-----------|
| MERCER           | 47 (59.5)   | 32 (40.5)  | 32  | 11  | 17  | 19  | 46 (58.2) | 33 (41.8) |
| FLORIDA STATE    | 36 (59.0)   | 25 (41.0)  | 21  | 2   | 31  | 7   | 54 (88.5) | 7 (11.5)  |
| DUKE             | 23 (37.1)   | 39 (62.9)  | 20  | 13  | 23  | 6   | 45 (72.6) | 17 (27.4) |
| at South Florida | 39 (79.6)   | 10 (20.4)  | 17  | 17  | 11  | 4   | 28 (57.1) | 21 (42.9) |
| vs. Sacred Heart | 9 (17.0)    | 44 (83.0)  | 16  | 14  | 10  | 13  | 31 (58.5) | 22 (41.5) |
| vs. Seton Hall   | 31 (36.4)   | 54 (63.5)  | 17  | 22  | 25  | 21  | 38 (44.7) | 47 (55.3) |
| SOUTH ALABAMA    | 36 (48.0)   | 39 (52.0)  | 26  | 14  | 17  | 18  | 42 (56.0) |           |

## Lead-Deficit Comparison

| Opponent         | Largest Lead    | Largest Deficit | Lead Changes | Ties | Result   |
|------------------|-----------------|-----------------|--------------|------|----------|
| MERCER           | 24 (2nd, 15:38) | 2 (1st, 19:13)  | 3            | 1    | W, 79-61 |
| FLORIDA STATE    | 9 (2nd, 19:36)  | 10 (1st, 9:55)  | 9            | 4    | L, 61-67 |
| DUKE             | 5 (1st, 18:03)  | 16 (2nd, 3:36)  | 7            | 3    | L, 62-75 |
| at South Florida | ---             | 19 (1st, 12:01) | 0            | 0    | L, 49-67 |
| vs. Sacred Heart | 3 (1st, 17:18)  | 32 (2nd, 9:27)  | 2            | 1    | L, 53-65 |
| vs. Seton Hall   | 42 (2nd, 2:58)  | 1 (1st, 18:57)  | 2            | 0    | W, 85-51 |
| SOUTH ALABAMA    | 11 (1st, 0:03)  | 3 (1st, 10:03)  | 8            | 7    | W, 75-70 |

**Specialty Statistics (Auburn-Opponent)**

| Opponent         | Bench Points | Points in the Paint | Points off Turnovers | Second Chance Points | Fast Break Points |
|------------------|--------------|---------------------|----------------------|----------------------|-------------------|
| MERCER           | 33-12        | 36-10               | 27-8                 | 23-18                | 9-2               |
| FLORIDA STATE    | 7-15         | 22-32               | 29-16                | 11-18                | 2-0               |
| DUKE             | 17-33        | 10-48               | 16-25                | 5-8                  | 2-8               |
| at South Florida | 21-10        | 28-22               | 7-7                  | 19-9                 | 0-4               |
| vs. Sacred Heart | 22-14        | 26-26               | 22-21                | 7-9                  | 8-8               |
| vs. Seton Hall   | 47-25        | 40-14               | 36-7                 | 12-15                | 10-2              |
| SOUTH ALABAMA    | 33-14        | 32-30               | 17-7                 | 16-10                | 8-4               |

**Comparison Statistics (Auburn/Opponent)**

| Opponent         | 1st   | 2nd   | Score | Mar  | Total FG    | FG Pct    | 3-Pointers | 3FG Pct   | Free Throws | FT Pct    | Reb.  | Mar  | Assist | TO    | Bk  | Stl  | Fouls |
|------------------|-------|-------|-------|------|-------------|-----------|------------|-----------|-------------|-----------|-------|------|--------|-------|-----|------|-------|
| MERCER           | 40/20 | 39/41 | 79-61 | +18  | 28-72/21-62 | .389/.339 | 6-20/9-23  | .300/.391 | 17-27/10-17 | .630/.588 | 52/41 | +11  | 18/11  | 13/19 | 6/2 | 15/4 | 17/17 |
| FLORIDA STATE    | 30/23 | 31/44 | 61-67 | (6)  | 25-66/22-53 | .379/.415 | 4-10/5-15  | .400/.333 | 7-13/18-22  | .538/.818 | 29/47 | (18) | 12/10  | 17/29 | 6/2 | 12/6 | 19/18 |
| DUKE             | 29/39 | 33/36 | 62-75 | (13) | 20-50/30-60 | .400/.500 | 6-17/4-18  | .353/.222 | 16-24/11-13 | .667/.846 | 31/31 | -    | 13/10  | 21/17 | 0/5 | 8/15 | 17/19 |
| at South Florida | 24/36 | 25/31 | 49-67 | (18) | 18-62/26-49 | .290/.531 | 2-13/10-19 | .154/.526 | 11-17/5-9   | .647/.556 | 39/35 | +4   | 9/21   | 10/11 | 2/7 | 1/4  | 16/15 |
| vs. Sacred Heart | 18/38 | 35/27 | 53-65 | (12) | 20-64/24-47 | .313/.511 | 2-12/8-17  | .167/.471 | 11-23/9-14  | .478/.643 | 34/42 | (8)  | 8/9    | 15/27 | 1/3 | 9/7  | 12/19 |
| vs. Seton Hall   | 42/28 | 43/23 | 85-51 | +34  | 34-64/16-51 | .531/.314 | 4-12/7-18  | .333/.389 | 13-24/12-18 | .542/.667 | 36/38 | (2)  | 16/7   | 17/31 | 2/1 | 12/6 | 18/22 |
| SOUTH ALABAMA    | 42/31 | 33/39 | 75/70 | +5   | 27-62/27-53 | .435/.509 | 2-7/7-12   | .286/.583 | 19-28/9-13  | .679/.692 | 33/36 | (3)  | 13/14  | 9/17  | 6/2 | 9/0  | 19/20 |



**AUBURN IN THE NCAA INDIVIDUAL RANKINGS**  
(Through Games as of Nov. 29, 2010)**Points per Game**

1. Elena Delle Donne (Delaware) ..... 27.4

**Rebounds per Game**1. Kylie Kuhns (Sacramento State) ..... 13.4  
184. Jordan Greenleaf (Auburn) ..... 7.7**Field Goal Percentage**

1. Carolyn Swords (Boston College) ..... .746

**Three-Point Percentage**

1. Casey Garrison (Missouri State) ..... .750

**Three-Point FG Made per Game**

1. Ce'Monay Newell (Texas-Pan American) ..... 4.4

**Free Throw Percentage**

1. Five tied at ..... 1.000

**Assists per Game**1. Courtney Vandersloot (Gonzaga) ..... 9.6  
124. Morgan Toles (Auburn) ..... 4.4**Steals per Game**

1. Demetria Frank (Bethune-Cookman) ..... 5.3

**Blocked Shots per Game**1. Brittney Griner (Baylor) ..... 5.6  
238. Jassany Williams (Auburn) ..... 1.0**Assist-to-Turnover Ratio**1. Kristen Doherty (Boston College) ..... 12.5  
55. Morgan Toles (Auburn) ..... 2.08**AUBURN IN THE NCAA TEAM RANKINGS**  
(Out of 333 teams)

Scoring Offense ..... 149th (64.8)

National Leader: ..... North Carolina (91.9)

Scoring Defense ..... 178th (64.3)

National Leader: ..... Connecticut (44.3)

Scoring Margin ..... 168th (+0.5)

National Leader: ..... North Carolina (+44.6)

Rebound Margin ..... 213rd (-2.2)

National Leader: ..... Oklahoma State (+22.0)

Field Goal Percentage ..... 182nd (.384)

National Leader: ..... Xavier (.524)

Field Goal Percentage Defense ..... 289th (.432)

National Leader: ..... Central Connecticut State (.271)

Free Throw Percentage ..... 308th (.586)

National Leader: ..... Villanova (.875)

Three-Point Field Goal Percentage ..... 214th (.286)

National Leader: ..... Maryland-Eastern Shore (.500)

Three-Point Field Goal Percentage Defense ..... 307th (.391)

National Leader: ..... Jacksonville (.160)

Three-Point Field Goal Made ..... 252nd (4.0)

National Leader: ..... Villanova (10.7)

Assists per Game ..... 172nd (12.7)

National Leader: ..... Connecticut (22.5)

Blocked Shots per Game ..... 200th (2.8)

National Leader: ..... Baylor (8.0)

Steals per Game ..... 116th (9.5)

National Leader: ..... Notre Dame (17.9)

Turnovers per Game ..... 36th (15.5)

National Leader: ..... Marist (9.6)

Personal Fouls per Game ..... 82nd (16.5)

National Leader: ..... Ohio State (11.4)

Assist/Turnover Ratio ..... 95th (0.82)

National Leader: ..... Connecticut (1.93)

Turnover Margin ..... 20th (+6.83)

National Leader: ..... Kentucky (+11.6)

**2009-10 Auburn Superlatives...****First Half**

Most points scored in the first half ..... 42, vs. Seton Hall (11-27-10) and South Alabama (12-2-10)

Fewest points scored in the first half ..... 18, vs. Sacred Heart (11-26-10)

Fewest points allowed in the first half ..... 20, vs. Mercer (11-12-10)

Most points allowed in the first half ..... 39, vs. Duke (11-18-10)

Best FG % in the first half ..... .545, vs. Seton Hall (11-27-10)

Worst FG % in the first half ..... .222, at South Florida (11-22-10)

Best FG % by an opponent in the first half ..... .619, at South Florida (11-22-10)

Worst FG % by an opponent in the first half ..... .241, vs. Mercer (11-12-10)

Most rebounds in the first half ..... 26, vs. Mercer (11-12-10)

Fewest rebounds in the first half ..... 15, vs. Duke (11-18-10)

Most rebounds by an opponent in the first half ..... 22, vs. Florida State (11-15-10)

Fewest rebounds by an opponent in the first half ..... 15, at South Florida (11-22-10)

**Second Half**

Most points scored in the second half ..... 43, vs. Seton Hall (11-27-10)

Fewest points scored in the second half ..... 25, at South Florida (11-22-10)

Fewest points allowed in the second half ..... 23, vs. Seton Hall (11-27-10)

Most points allowed in the second half ..... 44, vs. Florida State (11-15-10)

Best FG % in the second half ..... .516, vs. Seton Hall (11-27-10)

Worst FG % in the second half ..... .371, vs. Mercer (11-12-10)

Best FG % by an opponent in the second half ..... .571, vs. South Alabama (12-2-10)

Worst FG % by an opponent in the second half ..... .208, vs. Seton Hall (11-27-10)

Most rebounds in the second half ..... 26, vs. Mercer (11-12-10)

Fewest rebounds in the second half ..... 11, vs. Florida State (11-15-10)

Most rebounds by an opponent in the second half ..... 25, vs. Florida State (11-15-10)

Fewest rebounds by an opponent in the second half ..... 15, vs. Duke (11-18-10)

**Game**

Most points scored ..... 85, vs. Seton Hall (11-27-10)

Fewest points scored ..... 49, at South Florida (11-22-10)

Most points allowed ..... 75, vs. Duke (11-18-10)

Fewest points allowed ..... 51, vs. Seton Hall (11-27-10)

Best FG % ..... .531, vs. Seton Hall (11-27-10)

Worst FG % ..... .290, at South Florida (11-22-10)

Best FG % by an opponent ..... .531, at South Florida (11-22-10)

Worst FG % by an opponent ..... .314, vs. Seton Hall (11-27-10)

Most rebounds ..... 52, vs. Mercer (11-12-10)

Fewest rebounds ..... 29, vs. Florida State (11-15-10)

Most rebounds by an opponent ..... 47, vs. Florida State (11-15-10)

Fewest rebounds by an opponent ..... 31, vs. Duke (11-18-10)

**Miscellaneous**

Largest margin of victory ..... 34, vs. Seton Hall (11-27-10)

Smallest margin of victory ..... 5, vs. South Alabama (12-2-10)

Largest margin of defeat ..... 18, at South Florida (11-22-10)

Smallest margin of defeat ..... 6, vs. Florida State (11-15-10)

Largest halftime lead ..... 20, vs. Mercer (11-12-10)

Smallest halftime lead ..... 7, vs. Florida State (11-15-10)

Last time tied at halftime ..... N/A

Largest halftime deficit ..... 20, vs. Sacred Heart (11-26-10)

Smallest halftime deficit ..... 10, vs. Duke (11-18-10)

Largest rebounding margin ..... 11, vs. Mercer (11-12-10)

Smallest rebounding margin ..... 2, vs. Seton Hall (11-27-10)

Last time tied in rebounding ..... vs. Duke (11-18-10)

Opponent's largest rebounding margin ..... 18, vs. Florida State (11-15-10)

Opponents smallest rebounding margin ..... 8, vs. Sacred Heart (11-26-10)

**2010-11 Auburn Individual Highs...****First Half**

|                                    |  |
|------------------------------------|--|
| Points.....                        | 10, Smalley vs. Seton Hall (11-27-10) and Williams vs. South Alabama (12-2-10) |
| Field Goals Made.....              | 4, Smalley vs. Seton Hall (11-27-10) and Williams vs. South Alabama (12-2-10)  |
| Field Goal Attempts.....           | 8, Greenleaf at USF (11-22-10) and Smalley vs. Sacred Heart (11-26-10)         |
| Field Goal Percentage.....         | .800 (4-of-5), Jassany Williams vs. South Alabama (12-2-10)                    |
| 3-Point Field Goals Made.....      | 3, Blanche Alverson vs. Mercer (11-12-10)                                      |
| 3-Point Field Goal Attempts.....   | 7, Blanche Alverson vs. Mercer (11-12-10)                                      |
| 3-Point Field Goal Percentage..... | .667 (2-of-3), Alli Smalley vs. Seton Hall (11-27-10)                          |
| Free Throws Made.....              | 5, Parrisha Simmons vs. South Alabama (12-2-10)                                |
| Free Throws Attempted.....         | 6, Parrisha Simmons vs. South Alabama (12-2-10)                                |
| Free Throw Percentage.....         | 1.000 (2-of-2), on six occasions   |
| Rebounds.....                      | 7, on two occasions  |
| Assists.....                       | 4, Morgan Toles vs. Mercer (11-12-10) and Florida State (11-15-10)             |
| Blocked Shots.....                 | 2, on three occasions  |
| Steals.....                        | 3, on two occasions  |

**Second Half**

|                                    |   |
|------------------------------------|---|
| Points.....                        | 16, Jordan Greenleaf vs. Mercer (11-12-10)  |
| Field Goals Made.....              | 6, Jordan Greenleaf vs. Mercer (11-12-10)   |
| Field Goal Attempts.....           | 10, Jassany Williams vs. Mercer (11-12-10)  |
| Field Goal Percentage.....         | .800 (4-of-5), Jordan Greenleaf at South Florida (11-22-10)                             |
| 3-Point Field Goals Made.....      | 1, on seven occasions   |
| 3-Point Field Goal Attempts.....   | 3, Alli Smalley on three occasions  |
| 3-Point Field Goal Percentage..... | .333 (1-of-3), on three occasions   |
| Free Throws Made.....              | 4, on two occasions   |
| Free Throws Attempted.....         | 5, on two occasions   |
| Free Throw Percentage.....         | 1.000 (3-of-3), Jordan Greenleaf vs. Florida State (11-15-10)                           |
| Rebounds.....                      | 10, Jordan Greenleaf vs. Mercer (11-12-10)  |
| Assists.....                       | 3, Morgan Toles vs. Florida State (11-15-10) and at South Florida (11-22-10)            |
| Blocked Shots.....                 | 2, Tyrese Tanner vs. South Alabama (12-2-10)  |
| Steals.....                        | 3, Tyrese Tanner vs. Sacred Heart (11-26-10) and Morgan Toles vs. Seton Hall (11-27-10) |

**Game**

|                                    |   |
|------------------------------------|---|
| Points.....                        | 16, on four occasions   |
| Field Goals Made.....              | 7, Alverson and Toles vs. FSU (11-15-10) and Hilliard at USF (11-22-10) |
| Field Goal Attempts.....           | 15, on three occasions  |
| Field Goal Percentage.....         | .778 (7-of-9), Chantel Hilliard at South Florida (11-22-10)             |
| 3-Point Field Goals Made.....      | 3, on two occasions   |
| 3-Point Field Goal Attempts.....   | 9, Blanche Alverson vs. Mercer (11-12-10)                               |
| 3-Point Field Goal Percentage..... | .750 (3-of-4), Alli Smalley vs. Seton Hall (11-27-10)                   |
| Free Throws Made.....              | 5, Parrisha Simmons vs. South Alabama (12-2-10)                         |
| Free Throws Attempted.....         | 6, on two occasions   |
| Free Throw Percentage.....         | 1.000 (4-of-4), Alli Smalley vs. Duke (11-18-10)                        |
| Rebounds.....                      | 12, Jordan Greenleaf vs. Mercer (11-12-10)                              |
| Assists.....                       | 7, Morgan Toles vs. Mercer (11-12-10)                                   |
| Blocked Shots.....                 | 2, on six occasions   |
| Steals.....                        | 4, Morgan Toles vs. Seton Hall (11-27-10)                               |

Minimums: FG % (min. 5 attempts), 3FG % (min. 3 attempts), FT % (min 3 attempts)

**2010-11 Opponent Individual Highs...****First Half**

|                                    |  |
|------------------------------------|--|
| Points.....                        | 20, Andrea Smith of South Florida (11-22-10)   |
| Field Goals Made.....              | 7, Andrea Smith of South Florida (11-22-10)  |
| Field Goal Attempts.....           | 11, Andrea Smith of South Florida (11-22-10)   |
| Field Goal Percentage.....         | .833 (5-of-6), Haley Peters of Duke (11-18-10)   |
| 3-Point Field Goals Made.....      | 5, Andrea Smith of South Florida (11-22-10)  |
| 3-Point Field Goal Attempts.....   | 7, Andrea Smith of South Florida (11-22-10)  |
| 3-Point Field Goal Percentage..... | .714 (5-of-7), Andrea Smith of South Florida (11-22-10)                                |
| Free Throws Made.....              | 3, Briana Williams of Mercer (11-12-10)  |
| Free Throws Attempted.....         | 4, Briana Williams of Mercer (11-12-10)  |
| Free Throw Percentage.....         | .750 (3-of-4), Briana Williams of Mercer (11-12-10)                                    |
| Rebounds.....                      | 5, on six occasions  |
| Assists.....                       | 3, Jasmine Thomas of Duke (11-18-10) and Kaneisha Saunders of South Florida (11-12-10) |
| Blocked Shots.....                 | 3, Porche Grant of South Florida (11-22-10)  |
| Steals.....                        | 2, Chloe Wells and Krystal Thomas, both of Duke (11-18-10)                             |

**Second Half**

|                                    |   |
|------------------------------------|---|
| Points.....                        | 20, Briana Williams of Mercer (11-12-10)                  |
| Field Goals Made.....              | 7, Briana Williams of Mercer (11-12-10)                   |
| Field Goal Attempts.....           | 12, Briana Williams of Mercer (11-12-10)                  |
| Field Goal Percentage.....         | .800 (4-of-5), Krystal Thomas of Duke (11-18-10)          |
| 3-Point Field Goals Made.....      | 5, Briana Williams of Mercer (11-12-10)                   |
| 3-Point Field Goal Attempts.....   | 8, Briana Williams of Mercer (11-12-10)                   |
| 3-Point Field Goal Percentage..... | .667 (2-of-3), Natasha Howard of Florida State (11-15-10) |
| Free Throws Made.....              | 9, Alexa Deluzio of Florida State (11-15-10)              |
| Free Throws Attempted.....         | 9, Alexa Deluzio of Florida State (11-15-10)              |
| Free Throw Percentage.....         | 1.000 (9-of-9), Alexa Deluzio of Florida State (11-15-10) |
| Rebounds.....                      | 7, Tajay Ashmeade of Seton Hall (11-27-10)                |
| Assists.....                       | 5, Sharnea Boykin of Mercer (11-12-10)                    |
| Blocked Shots.....                 | 1, on nine occasions                                      |
| Steals.....                        | 3, Jasmine Thomas of Duke (11-18-10)                      |

**Game**

|                                    |   |
|------------------------------------|---|
| Points.....                        | 33, Andrea Smith of South Florida (11-22-10)              |
| Field Goals Made.....              | 12, Andrea Smith of South Florida (11-22-10)              |
| Field Goal Attempts.....           | 22, Andrea Smith of South Florida (11-22-10)              |
| Field Goal Percentage.....         | .667 (6-of-9), Natasha Howard of Florida State (11-15-10) |
| 3-Point Field Goals Made.....      | 8, Andrea Smith of South Florida (11-22-10)               |
| 3-Point Field Goal Attempts.....   | 13, Andrea Smith of South Florida (11-22-10)              |
| 3-Point Field Goal Percentage..... | .667 (2-of-3), Natasha Howard of Florida State (11-15-10) |
| Free Throws Made.....              | 9, Alexa Deluzio of Florida State (11-15-10)              |
| Free Throws Attempted.....         | 9, Alexa Deluzio of Florida State (11-15-10)              |
| Free Throw Percentage.....         | 1.000 (9-of-9), Alexa Deluzio of Florida State (11-15-10) |
| Rebounds.....                      | 10, Cierra Bravard of Florida State (11-15-10)            |
| Assists.....                       | 7, Kaneisha Saunders of South Florida (11-22-10)          |
| Blocked Shots.....                 | 4, Porche Grant of South Florida (11-22-10)               |
| Steals.....                        | 3, on five occasions                                      |

Minimums: FG % (min. 5 attempts), 3FG % (min. 3 attempts), FT % (min 3 attempts)

## Auburn Career Records

### Games Played

| Rk | Player              | Years    | G   |
|----|---------------------|----------|-----|
| 1  | Ruthie Bolton       | 85-89    | 132 |
|    | Linda Godby         | 86-90    | 132 |
| 3  | Vickie Orr          | 85-89    | 131 |
| 4  | Kendall Mago        | 88-92    | 130 |
| 5  | Sharon Stewart      | 84-88    | 129 |
|    | Sherell Hobbs       | 05-09    | 129 |
| 7  | Mae Ola Bolton      | 84-88    | 128 |
| 8  | DeWanna Bonner      | 05-09    | 126 |
| 9  | Lori Monroe         | 79-83    | 124 |
| 10 | Charlene Thomas     | 83-87    | 123 |
|    | Chantel Tremittiere | 87-91    | 123 |
| -- | Jordan Greenleaf    | 06-pres. | 108 |

### Games Started

| Rk | Player            | Years    | GS  |
|----|-------------------|----------|-----|
| 1  | Vickie Orr        | 85-89    | 128 |
| 2  | DeWanna Bonner    | 05-09    | 126 |
| 3  | Debra Larkin      | 81-85    | 119 |
| 4  | Kristen Mulligan  | 92-96    | 118 |
|    | Le'Coe Willingham | 99-04    | 118 |
| 6  | Tiffany Krantz    | 96-00    | 116 |
| 7  | Helene Baroody    | 83-87    | 110 |
| 8  | Samantha Williams | 91-96    | 108 |
| 9  | Becky Jackson     | 80-84    | 107 |
| 10 | Sherell Hobbs     | 05-09    | 103 |
| -- | Jordan Greenleaf  | 06-pres. | 97  |
| -- | Alli Smalley      | 07-pres. | 91  |

### Field Goals

| Rk | Player           | Years | FG  |
|----|------------------|-------|-----|
| 1  | Becky Jackson    | 80-84 | 864 |
| 2  | Vickie Orr       | 85-89 | 864 |
| 3  | Marianne Merritt | 75-79 | 837 |
| 4  | DeWanna Bonner   | 05-09 | 744 |
| 5  | Angie Hannah     | 79-82 | 735 |
| 6  | Mae Ola Bolton   | 84-88 | 697 |
| 7  | Carolyn Jones    | 88-91 | 645 |
| 8  | Natasha Brackett | 01-05 | 641 |
| 9  | Linda Godby      | 86-90 | 590 |
| 10 | Lori Monroe      | 79-83 | 562 |

### Field Goal Attempts

| Rk | Player           | Years | FGA   |
|----|------------------|-------|-------|
| 1  | Marianne Merritt | 75-79 | 1,795 |
| 2  | DeWanna Bonner   | 05-09 | 1,633 |
| 3  | Vickie Orr       | 85-89 | 1,528 |
| 4  | Natasha Brackett | 01-05 | 1,514 |
| 5  | Becky Jackson    | 80-84 | 1,435 |
| 6  | Angie Hannah     | 79-82 | 1,396 |
| 7  | Mae Ola Bolton   | 84-88 | 1,371 |
| 8  | Carolyn Jones    | 88-91 | 1,353 |
| 9  | Lori Monroe      | 79-83 | 1,242 |
| 10 | Sherell Hobbs    | 05-09 | 1,216 |

### Field Goal PCT. (200 att.)

| Rk | Player            | Years | PCT             |
|----|-------------------|-------|-----------------|
| 1  | Becky Jackson     | 80-84 | .602 (864-1435) |
| 2  | Conswella Sparrow | 97-00 | .590 (451-764)  |
| 3  | Vickie Orr        | 85-89 | .565 (864-1528) |
| 4  | KeKe Carrier      | 05-10 | .555 (417-751)  |
| 5  | Lindy Godby       | 86-90 | .550 (590-1072) |
| 6  | Sharon Stewart    | 84-88 | .543 (458-843)  |
| 7  | Charlene Thomas   | 83-87 | .536 (428-799)  |
| 8  | Angie Hannah      | 79-82 | .527 (735-1396) |
| 9  | C. C. Hayden      | 89-92 | .526 (533-1013) |
|    | Le'Coe Willingham | 99-04 | .526 (552-1050) |

### 3-Point Field Goals

| Rk | Player            | Years      | 3FG |
|----|-------------------|------------|-----|
| 1  | Tiffany Krantz    | 96-00      | 184 |
| 2  | Alli Smalley      | 07-present | 182 |
| 3  | Natasha Brackett  | 01-05      | 171 |
| 4  | Samantha Williams | 92-96      | 161 |
| 5  | Kristen Mulligan  | 92-96      | 149 |
| 6  | Carolyn Jones     | 88-91      | 103 |
| 7  | Shana Askew       | 97-01      | 94  |
| 8  | Tamela McCorvey   | 06-08      | 90  |
| 9  | Lynn Stevenson    | 87-91      | 83  |
| 10 | DeWanna Bonner    | 0509       | 74  |

### 3-Point Field Goal Attempts

| Rk | Player            | Years      | ATT |
|----|-------------------|------------|-----|
| 1  | Natasha Brackett  | 01-05      | 545 |
| 2  | Alli Smalley      | 07-present | 538 |
| 3  | Tiffany Krantz    | 96-00      | 520 |
| 4  | Samantha Williams | 92-96      | 500 |
| 5  | Kristen Mulligan  | 92-96      | 370 |
| 6  | Shana Askew       | 97-01      | 332 |
| 7  | Nitasha Brown     | 02-06      | 271 |
| 8  | Tamela McCorvey   | 06-08      | 270 |
| 9  | Carolyn Jones     | 88-91      | 248 |
| 10 | DeWanna Bonner    | 05-09      | 244 |

### 3-Point Field Goals Pct. (100 Att.)

| Rk | Player           | Years    | Pct.           |
|----|------------------|----------|----------------|
| 1  | Carolyn Jones    | 88-91    | .415 (103-248) |
| 2  | Kristen Mulligan | 92-96    | .403 (149-370) |
| 3  | Suzette Sargeant | 90-92    | .388 (57-147)  |
| 4  | Lynn Stevenson   | 86-91    | .376 (83-221)  |
| 5  | LaRita Spencer   | 99-01    | .364 (59-162)  |
| 6  | Louise Emeagi    | 02-05    | .359 (78-217)  |
| 7  | Tiffany Krantz   | 96-00    | .354 (184-520) |
| 8  | Alli Smalley     | 07-pres. | .338 (182-538) |
| 9  | Joanna Clayden   | 05-07    | .337 (62-184)  |
| 10 | Tamela McCorvey  | 06-08    | .333 (90-270)  |

### Free Throws

| Rk | Player            | Years | FT  |
|----|-------------------|-------|-----|
| 1  | DeWanna Bonner    | 05-09 | 600 |
| 2  | Carolyn Jones     | 88-91 | 438 |
| 3  | Conswella Sparrow | 97-00 | 346 |
|    | Le'Coe Willingham | 99-04 | 346 |
| 5  | Becky Jackson     | 80-84 | 340 |
| 6  | Vickie Orr        | 85-89 | 307 |
|    | Marianne Merritt  | 75-79 | 305 |
| 8  | Tasha Hamilton    | 97-01 | 296 |
| 9  | Lori Monroe       | 79-83 | 291 |
| 10 | Debra Larkin      | 81-85 | 278 |

### Free Throw Attempts

| Rk | Player            | Years | FT  |
|----|-------------------|-------|-----|
| 1  | DeWanna Bonner    | 05-09 | 755 |
| 2  | Carolyn Jones     | 88-91 | 541 |
| 3  | Becky Jackson     | 80-84 | 520 |
| 4  | Conswella Sparrow | 97-00 | 491 |
| 5  | Marianna Merritt  | 75-79 | 488 |
| 6  | Le'Coe Willingham | 99-04 | 487 |
| 7  | Lori Monroe       | 79-83 | 453 |
| 8  | Tasha Hamilton    | 97-01 | 441 |
| 9  | Vickie Orr        | 85-89 | 433 |

### Free Throw Pct. (150 Att.)

| Rk | Player           | Years | Pct.           |
|----|------------------|-------|----------------|
| 1  | Carolyn Jones    | 88-91 | .810 (438-541) |
| 2  | Kristen Mulligan | 92-96 | .796 (191-240) |
| 3  | DeWanna Bonner   | 05-09 | .795 (600-777) |
| 4  | Laticia Morris   | 95-97 | .787 (233-296) |
| 5  | Whitney Boddie   | 05-09 | .777 (219-282) |
| 6  | Linda Godby      | 86-90 | .774 (185-239) |
| 7  | Brenda Hill      | 82-83 | .768 (208-271) |
| 8  | Helene Baroody   | 83-87 | .767 (155-202) |
| 9  | Patrena Scruggs  | 87-89 | .749 (128-171) |
| 10 | Tonia Trail      | 93-97 | .741 (172-232) |

### Scoring Average (30 games)

| Rk | Player            | Years | PPG  |
|----|-------------------|-------|------|
| 1  | Marianne Merritt  | 75-79 | 20.4 |
| 2  | Carolyn Jones     | 88-91 | 18.3 |
| 3  | Becky Jackson     | 80-84 | 17.8 |
| 4  | DeWanna Bonner    | 05-09 | 17.2 |
| 5  | Vickie Orr        | 85-89 | 15.5 |
| 6  | Conswella Sparrow | 97-00 | 14.5 |
| 7  | Natasha Brackett  | 01-05 | 14.0 |
| 8  | C.C. Hayden       | 89-92 | 13.6 |
| 9  | Angie Hannah      | 78-82 | 13.3 |
|    | Brenda Hill       | 81-85 | 13.3 |

## Auburn Career Records

| <b>Points</b> |                     |                |              |
|---------------|---------------------|----------------|--------------|
| Rk            | Player              | Years          | Points       |
| 1             | DeWanna Bonner      | 05-09          | 2,162        |
| 2             | Becky Jackson       | 80-84          | 2,068        |
| 3             | Vickie Orr          | 85-89          | 2,035        |
| 4             | Marianne Merritt    | 75-79          | 1,979        |
| 5             | Carolyn Jones       | 88-91          | 1,831        |
| 6             | Natasha Brackett    | 01-05          | 1,716        |
| 7             | Mae Ola Bolton      | 84-88          | 1,616        |
| 8             | Angie Hannah        | 78-82          | 1,583        |
| 9             | Le'Coe Willingham   | 99-00, 01-03   | 1,475        |
| 10            | Lori Monroe         | 79-83          | 1,415        |
| 11            | Tasha Hamilton      | 97-01          | 1,402        |
| 12            | Sherell Hobbs       | 05-09          | 1,372        |
| 13            | Linda Godby         | 86-90          | 1,365        |
| 14            | Debra Larkin        | 81-85          | 1,310        |
| 15            | C. C. Hayden        | 89-92          | 1,306        |
| 16            | <b>Alli Smalley</b> | <b>08-pres</b> | <b>1,287</b> |
| 17            | Conswella Sparrow   | 97-00          | 1,249        |
| 18            | Brenda Hill         | 81-85          | 1,222        |
| 19            | M. Morehouse        | 92-96          | 1,191        |
| 20            | Lauretta Freeman    | 89-93          | 1,188        |
| 21            | Sharon Stewart      | 84-88          | 1,184        |
| 22            | Ruthie Bolton       | 85-89          | 1,176        |
| 23            | Tiffany Krantz      | 96-00          | 1,136        |
| 24            | Samantha Williams   | 92-96          | 1,106        |
| 25            | KeKe Carrier        | 05-10          | 1,017        |
| 26            | Helene Baroody      | 83-87          | 1,011        |
| 27            | Tara Williams       | 95-97          | 988          |
| 28            | Diann McNeil        | 84-88          | 982          |
| 29            | Laticia Morris      | 95-97          | 971          |
| 30            | Charlene Thomas     | 83-87          | 963          |

| <b>Rebounds</b> |                         |                |            |
|-----------------|-------------------------|----------------|------------|
| Rk              | Player                  | Years          | Points     |
| 1               | Becky Jackson           | 80-84          | 1,118      |
| 2               | DeWanna Bonner          | 05-09          | 1,047      |
| 3               | Lori Monroe             | 79-83          | 1,015      |
| 4               | Vickie Orr              | 85-89          | 1,006      |
| 5               | Lauretta Freeman        | 89-93          | 976        |
| 6               | Marianne Merritt        | 75-79          | 972        |
| 7               | Le'Coe Willingham       | 99-00, 01-03   | 927        |
| 8               | M. Morehouse            | 92-96          | 792        |
| 9               | Charlene Thomas         | 84-87          | 761        |
| 10              | Sharon Stewart          | 84-88          | 757        |
| 11              | C.C. Hayden             | 89-92          | 749        |
|                 | Kendall Mago            | 88-92          | 749        |
| 13              | Tasha Hamilton          | 97-01          | 663        |
| 14              | Mae Ola Bolton          | 84-88          | 653        |
| 15              | <b>Jordan Greenleaf</b> | <b>06-pres</b> | <b>645</b> |
| 16              | Marita Payne            | 02-06          | 630        |
| 17              | Sherell Hobbs           | 05-09          | 612        |
| 18              | Brenda Hill             | 82-85          | 604        |
| 19              | KeKe Carrier            | 05-10          | 600        |
| 20              | Angie Hannah            | 78-82          | 588        |

| <b>Rebounding Average (30 games)</b> |                   |              |      |
|--------------------------------------|-------------------|--------------|------|
| Rk                                   | Player            | Years        | RPG  |
| 1                                    | Marianne Merritt  | 75-79        | 10.0 |
| 2                                    | Becky Jackson     | 80-84        | 9.6  |
| 3                                    | DeWanna Bonner    | 05-09        | 8.3  |
| 4                                    | Lauretta Freeman  | 89-93        | 8.0  |
| 5                                    | Lori Monroe       | 79-83        | 7.9  |
| 6                                    | C.C. Hayden       | 89-92        | 7.8  |
| 7                                    | Vickie Orr        | 85-89        | 7.7  |
|                                      | Le'Coe Willingham | 99-00, 01-03 | 7.7  |
| 9                                    | Mae Ola Bolton    | 84-88        | 6.8  |
| 10                                   | M. Morehouse      | 92-96        | 6.8  |

| <b>Assists</b> |                    |       |     |
|----------------|--------------------|-------|-----|
| Rk             | Player             | Years | AST |
| 1              | Whitney Boddie     | 05-09 | 603 |
| 2              | Renae Halbrooks    | 78-82 | 593 |
| 3              | Helene Baroody     | 83-87 | 587 |
| 4              | Kristen Mulligan   | 92-96 | 551 |
| 5              | Ruthie Bolton      | 85-89 | 526 |
| 6              | Martha Monk        | 79-81 | 525 |
| 7              | Chantel Tremitiere | 87-91 | 490 |
| 8              | Tiffany Krantz     | 96-00 | 414 |
| 9              | Debra Larkin       | 81-85 | 386 |
| 10             | Samantha Williams  | 91-96 | 323 |

| <b>Assist Average (30 games)</b> |                     |                |            |
|----------------------------------|---------------------|----------------|------------|
| Rk                               | Player              | Years          | APG        |
| 1                                | Martha Monk         | 79-81          | 8.3        |
| 2                                | Whitney Boddie      | 05-09          | 5.9        |
| 3                                | Renae Halbrooks     | 78-82          | 5.5        |
| 4                                | Helene Baroody      | 83-87          | 5.1        |
| 5                                | Kristen Mulligan    | 92-96          | 4.7        |
| 6                                | <b>Morgan Toles</b> | <b>09-pres</b> | <b>4.4</b> |
| 7                                | Ruthie Bolton       | 85-89          | 4.0        |
| 8                                | Chantel Tremitiere  | 87-91          | 4.0        |
| 9                                | LaRita Spencer      | 99-01          | 3.6        |
| 10                               | Tiffany Krantz      | 96-00          | 3.5        |
| 11                               | Debra Larkin        | 81-85          | 3.2        |

| <b>Blocks</b> |                         |                |            |
|---------------|-------------------------|----------------|------------|
| Rk            | Player                  | Years          | BLK        |
| 1             | Marita Payne            | 02-06          | 377        |
| 2             | KeKe Carrier            | 05-present     | 216        |
| 3             | Linda Godby             | 86-90          | 199        |
| 4             | Vickie Orr              | 85-89          | 191        |
| 5             | Lori Monroe             | 79-83          | 141        |
| 6             | DeWanna Bonner          | 05-09          | 139        |
| 7             | Brenda Hill             | 81-85          | 126        |
| 8             | Becky Jackson           | 80-84          | 120        |
| 9             | <b>Jordan Greenleaf</b> | <b>06-pres</b> | <b>119</b> |
| 10            | Lauretta Freeman        | 89-93          | 114        |

| <b>Steals</b> |                  |            |     |
|---------------|------------------|------------|-----|
| Rk            | Player           | Years      | STL |
| 1             | Mae Ola Bolton   | 85-88      | 282 |
| 2             | Kristen Mulligan | 93-96      | 253 |
| 3             | Ruthie Bolton    | 86-89      | 246 |
| 4             | Debra Larkin     | 82-85      | 242 |
| 5             | Helene Baroody   | 84-87      | 240 |
| 6             | Sherell Hobbs    | 05-present | 231 |
| 7             | DeWanna Bonner   | 05-present | 208 |
| 8             | Natasha Brackett | 01-05      | 202 |
| 9             | Carolyn Jones    | 89-91      | 192 |
| 10            | Whitney Boddie   | 05-present | 183 |



# Nell FORTNER

Head Coach

Seventh Season

Jackson, Miss • Texas, 1981

- Coached Auburn to its first SEC title in 20 years during 2008-09 season
- Produced Auburn's first SEC Player of the Year since 1988 in DeWanna Bonner
- Has an overall record of 136-88 for a .607 winning percentage
- Sports a 693-239 (.744) record as a head coach, assistant coach and player at all levels (college, professional, international)
- Coached teams to 11 NCAA Tournament appearances, eight as an assistant coach and three as a head coach
- 2000 USA Basketball Coach of the Year
- 1997 and 2009 Basketball Times National Coach of the Year
- 2009 Russell Athletic/WBCA Region III Coach of the Year
- 1997 Big Ten Coach of the Year
- 2009 SEC Coach of the Year
- Led the U.S. National Team to a gold medal in the 2000 Olympics
- Coached 10 different U.S. squads to a 101-14 (.878) record
- Served as an assistant coach for the U.S. National Team that won a gold medal at the 1996 Olympics
- Coached three players to State Farm/WBCA All-America honors
- Coached eight players to 10 all-conference honors
- Coached Auburn to three straight 20-win seasons, including a 30-win season in 2009 - Auburn's first in 20 years
- Produced two WNBA draft picks (DeWanna Bonner and Whitney Boddie) out of her first recruiting class at Auburn
- Spent three years as Head Coach and General Manager of the WNBA's Indiana Fever, leading the team to the playoffs in her second season
- As an assistant coach at Louisiana Tech, helped the team to the Elite Eight in 1993 and the National Championship game in 1994
- Spent four years as a studio analyst with ESPN (2001-04, 2005 WNBA Playoffs)

|  |                |            |
|--|----------------|------------|
| All-time record as player and coach at all levels: | 693-239 (.744) | 29 years   |
| Record as a WNBA coach:                            | 42-56 (.429)   | 3 seasons  |
| Record as USA Head Coach:                          | 101-14 (.878)  | 4 years    |
| Record as a collegiate player:                     | 127-26 (.830)  | 4 seasons  |
| Record as a collegiate coach:                      | 371-143 (.722) | 16 seasons |
| Record as a collegiate assistant coach:            | 235-55 (.810)  | 9 seasons  |
| Record as a collegiate head coach:                 | 136-88 (.607)  | 8 seasons  |
| Record at Auburn:                                  | 119-77 (.607)  | 7 seasons  |
| SEC Record:  | 40-46 (.465)   | 7 seasons  |

## Fortner Year-by-Year

### Texas, Player (1977-81)

| Year    | Record | Conf. | Other Information |
|---------|--------|-------|-------------------|
| 1977-78 | 29-10  | --    | 5th AIAW          |
| 1978-79 | 37-4   | --    | 3rd AIAW          |
| 1979-80 | 33-4   | --    | 5th AIAW          |
| 1980-81 | 28-8   | --    | 9th AIAW          |

### Stephen F. Austin, Graduate Assistant/Assistant (1986-90)

| Year    | Record | Conf. | Other Information                             |
|---------|--------|-------|---|
| 1986-87 | 25-6   | 9-1   | WNIT Third Round                              |
| 1987-88 | 29-5   | 13-1  | Southland Champions<br>NCAA Second Round      |
| 1988-89 | 30-4   | 13-1  | Southland Champions<br>NCAA Regional Finalist |
| 1989-90 | 28-3   | 14-0  | Southland Champions<br>NCAA Regional Finalist |

### Louisiana Tech, Assistant Coach (1990-95)

| Year    | Record | Conf. | Other Information                                       |
|---------|--------|-------|---|
| 1990-91 | 18-12  | 9-3   | American South Conference Runner-Up<br>NCAA First Round |
| 1991-92 | 20-10  | 12-4  | NCAA First Round  |
| 1992-93 | 26-6   | 13-1  | Sun Belt Conference Champion<br>NCAA Elite Eight        |
| 1993-94 | 31-4   | 14-0  | Sun Belt Conference Champion<br>NCAA Runner-up          |
| 1994-95 | 28-5   | 13-1  | Sun Belt Conference Champion<br>NCAA Sweet 16           |

### USA Basketball, Assistant Coach (1995-96)

52-0 Overall Record (1.000)

### Purdue, Head Coach (1996-97)

| Year    | Record | Conf. | Other Information                         |
|---------|--------|-------|---|
| 1996-97 | 17-11  | 12-4  | Big Ten Co-Champions<br>NCAA Second Round |

### USA Basketball, Head Coach (1997-2000)

101-14 Overall Record (.878)

### Indiana Fever (WNBA), Head Coach (2001-03)

| Year | Record | Conf. | Other Information         |
|------|--------|-------|---------------------------|
| 2001 | 10-22  | --    |                           |
| 2002 | 16-16  | --    | WNBA Playoffs First Round |
| 2003 | 16-18  | --    |                           |

### Auburn, Head Coach (2004-present)

| Year    | Record | Conf. | Other Information  |
|---------|--------|-------|--|
| 2004-05 | 16-13  | 6-8   |  |
| 2005-06 | 14-15  | 4-10  |  |
| 2006-07 | 21-13  | 6-8   | WNIT Quarterfinals   |
| 2007-08 | 20-12  | 7-7   | NCAA First Round   |
| 2008-09 | 30-4   | 12-2  | SEC Champions<br>SEC Tournament Runner-Up<br>NCAA Second Round |
| 2009-10 | 15-16  | 5-11  |  |
| 2010-11 | 3-4    | 0-0   |  |





# Jordan GREENLEAF

# #21

Senior • Forward • 6-1

Rex, Ga.

Morrow High School

## NOTES:

- Has two double-doubles on the season, most-recently scoring 13 points with 10 rebounds at South Florida
- Started in all 31 games last season, averaging 7.9 points and 7.1 rebounds per game
- Ranked 12th in the SEC in rebounding last season and fourth in offensive rebounding (3.2)
- Is 8 rebounds from tying Mae Ola Bolton for 14th all-time at Auburn in career rebounding
- Is one block away from tying Becky Jackson for eighth all-time at Auburn in career blocks
- Is Auburn's top returning defensive player, leading active players in rebounds, blocks and steals
- Graduated from Auburn last May, completing her degree in mass communications

| Opponent             | Start | Min. | FG-A | 3PT-A | FT-A | O-D-T  | PF | Ast. | TO | Blk. | St. | Pts. |
|----------------------|-------|------|------|-------|------|--------|----|------|----|------|-----|------|
| MERCER               | *     | 30   | 6-9  | 0-1   | 4-5  | 5-7-12 | 2  | 2    | 1  | 1    | 3   | 16   |
| FLORIDA STATE        | *     | 39   | 5-13 | 1-1   | 4-5  | 4-5-9  | 4  | 0    | 4  | 2    | 3   | 15   |
| DUKE                 | *     | 38   | 3-8  | 0-2   | 2-4  | 3-3-6  | 3  | 0    | 4  | 0    | 1   | 8    |
| at South Florida     | *     | 38   | 5-13 | 0-0   | 3-4  | 7-3-10 | 0  | 1    | 3  | 1    | 1   | 13   |
| vs. Sacred Heart     | *     | 32   | 1-7  | 0-0   | 2-4  | 6-1-7  | 2  | 4    | 3  | 1    | 1   | 4    |
| vs. Seton Hall       | *     | 21   | 1-2  | 0-0   | 0-0  | 1-1-2  | 1  | 1    | 1  | 0    | 0   | 2    |
| SOUTH ALABAMA        | *     | 32   | 4-10 | 0-1   | 3-4  | 4-5-9  | 2  | 3    | 2  | 2    | 3   | 11   |
| TEMPLE               |       |      |      |       |      |        |    |      |    |      |     |      |
| at George Washington |       |      |      |       |      |        |    |      |    |      |     |      |
| vs. Purdue           |       |      |      |       |      |        |    |      |    |      |     |      |
| at Chicago State     |       |      |      |       |      |        |    |      |    |      |     |      |
| ALABAMA A&M          |       |      |      |       |      |        |    |      |    |      |     |      |
| JACKSONVILLE STATE   |       |      |      |       |      |        |    |      |    |      |     |      |
| at Alabama           |       |      |      |       |      |        |    |      |    |      |     |      |
| FLORIDA              |       |      |      |       |      |        |    |      |    |      |     |      |
| at Vanderbilt        |       |      |      |       |      |        |    |      |    |      |     |      |
| OLE MISS             |       |      |      |       |      |        |    |      |    |      |     |      |
| LSU                  |       |      |      |       |      |        |    |      |    |      |     |      |
| at Mississippi State |       |      |      |       |      |        |    |      |    |      |     |      |
| TENNESSEE            |       |      |      |       |      |        |    |      |    |      |     |      |
| SOUTH CAROLINA       |       |      |      |       |      |        |    |      |    |      |     |      |
| at Kentucky          |       |      |      |       |      |        |    |      |    |      |     |      |
| MISSISSIPPI STATE    |       |      |      |       |      |        |    |      |    |      |     |      |
| at LSU               |       |      |      |       |      |        |    |      |    |      |     |      |
| at Arkansas          |       |      |      |       |      |        |    |      |    |      |     |      |
| ALABAMA              |       |      |      |       |      |        |    |      |    |      |     |      |
| at South Carolina    |       |      |      |       |      |        |    |      |    |      |     |      |
| at Georgia           |       |      |      |       |      |        |    |      |    |      |     |      |
| KENTUCKY             |       |      |      |       |      |        |    |      |    |      |     |      |

## SEASON HIGHS

## Points

16 vs. Mercer (11/12/10)

## Rebounds

12 vs. Mercer (11/12/10)

## Assists

4 vs. Sacred Heart (11/26/10)

## Blocks

2 vs. Florida State (11/15/10)

## Steals

3 3 times, last vs. S Alabama (12-2-10)

## Field Goals

6 vs. Mercer (11/12/10)

## Field Goal Attempts

13 twice, last at South Florida (11/22/10)

## 3-Point Field Goals

1 vs. Florida State (11/15/10)

## 3-Point FG Attempts

2 vs. Duke (11/18/10)

## Free Throws

4 twice, last vs. Florida State (11/15/10)

## Free Throw Attempts

5 twice, last vs. Florida State (11/15/10)

## CAREER HIGHS

## Points

17 twice, last vs. Liberty (12/15/09)

## Rebounds

16 vs. Mississippi State (1/3/10)

## Assists

5 twice, last vs. Vanderbilt (1/21/10)

## Blocks

6 at Alabama (1/27/08)

## Steals

6 vs. Jackson State (12/6/06)

## Field Goals

7 3 times, last at Ole Miss (2/25/10)

## Field Goal Attempts

15 at San Diego State (12/30/09)

## 3-Point Field Goals

1 vs. Florida State (11/15/10)

## 3-Point FG Attempts

2 vs. Duke (11/18/10)

## Free Throws


10 at Florida State (11/27/09)

## Free Throw Attempts

12 at Florida State (11/27/09)

## GREENLEAF CAREER STATISTICS

| Year         | GP-GS         | FG-FGA         | Pct         | 3FG-FGA     | Pct         | FT-FTA         | Pct         | O-D-T (Reb.)       | Avg        | PF         | FO       | Ast        | TO         | Blk        | Stl        | Pts        | Avg        |
|--------------|---------------|----------------|-------------|-------------|-------------|----------------|-------------|--------------------|------------|------------|----------|------------|------------|------------|------------|------------|------------|
| 2006-07      | 34-29         | 58-149         | .389        | 0-0         | .000        | 60-87          | .690        | 78-99-177          | 5.2        | 88         | 1        | 18         | 31         | 44         | 29         | 176        | 5.2        |
| 2007-08      | 31-30         | 74-161         | .460        | 0-0         | .000        | 44-64          | .688        | 96-71-167          | 5.4        | 76         | 1        | 29         | 41         | 40         | 42         | 192        | 6.2        |
| 2008-09      | 5-0           | 14-32          | .438        | 0-1         | .000        | 7-8            | .875        | 17-9-26            | 5.2        | 10         | 0        | 3          | 2          | 4          | 4          | 35         | 7.0        |
| 2009-10      | 31-31         | 86-229         | .376        | 0-5         | .000        | 73-102         | .716        | 100-120-220        | 7.1        | 62         | 1        | 65         | 46         | 24         | 47         | 245        | 7.9        |
| 2010-11      | 7-7           | 25-62          | .403        | 1-5         | .200        | 18-26          | .692        | 30-25-55           | 7.9        | 14         | 0        | 11         | 18         | 7          | 12         | 69         | 9.9        |
| <b>TOTAL</b> | <b>108-97</b> | <b>257-633</b> | <b>.406</b> | <b>1-11</b> | <b>.091</b> | <b>202-287</b> | <b>.704</b> | <b>321-324-645</b> | <b>6.0</b> | <b>250</b> | <b>3</b> | <b>126</b> | <b>138</b> | <b>119</b> | <b>134</b> | <b>717</b> | <b>6.6</b> |



# Alli SMALLEY

# #5

Senior • Guard • 5-8

Arab, Ala.

Arab High School

## NOTES:

- Has scored in double figures in five of seven games this season
- Is two 3-pointers away from tying Auburn 3-point record
- Named to Junkanoo Jam All-Tournament Team
- Led the team in scoring in the season-opener vs. Mercer with 16 points
- Is Auburn's top returning scorer, averaging 15.7 points per game last season
- Selected to Preseason All-SEC First Team by league coaches and Preseason All-SEC Second Team by media
- Has started 91 consecutive games, dating back to her freshman season
- Is 19 points away from tying C.C. Hayden for 15th all-time at Auburn in career scoring

| Opponent             | Start | Min. | FG-A | 3PT-A | FT-A | O-D-T | PF | Ast. | TO | Blk. | Stl. | Pts. |
|----------------------|-------|------|------|-------|------|-------|----|------|----|------|------|------|
| MERCER               | *     | 26   | 6-15 | 1-5   | 3-4  | 1-3-4 | 2  | 1    | 4  | 1    | 2    | 16   |
| FLORIDA STATE        | *     | 33   | 2-15 | 1-6   | 1-2  | 0-2-2 | 2  | 3    | 4  | 1    | 1    | 6    |
| DUKE                 | *     | 26   | 3-4  | 2-3   | 4-4  | 1-2-3 | 2  | 3    | 4  | 0    | 0    | 12   |
| at South Florida     | *     | 22   | 1-11 | 0-4   | 2-3  | 0-0-0 | 2  | 0    | 0  | 0    | 0    | 4    |
| vs. Sacred Heart     | *     | 28   | 5-13 | 2-5   | 0-0  | 1-4-5 | 1  | 1    | 2  | 0    | 2    | 12   |
| vs. Seton Hall       | *     | 19   | 6-10 | 3-4   | 0-0  | 0-0-0 | 0  | 4    | 2  | 0    | 1    | 15   |
| SOUTH ALABAMA        | *     | 26   | 5-15 | 1-3   | 4-4  | 0-1-1 | 2  | 1    | 1  | 0    | 2    | 15   |
| TEMPLE               |       |      |      |       |      |       |    |      |    |      |      |      |
| at George Washington |       |      |      |       |      |       |    |      |    |      |      |      |
| vs. Purdue           |       |      |      |       |      |       |    |      |    |      |      |      |
| at Chicago State     |       |      |      |       |      |       |    |      |    |      |      |      |
| ALABAMA A&M          |       |      |      |       |      |       |    |      |    |      |      |      |
| JACKSONVILLE STATE   |       |      |      |       |      |       |    |      |    |      |      |      |
| at Alabama           |       |      |      |       |      |       |    |      |    |      |      |      |
| FLORIDA              |       |      |      |       |      |       |    |      |    |      |      |      |
| at Vanderbilt        |       |      |      |       |      |       |    |      |    |      |      |      |
| OLE MISS             |       |      |      |       |      |       |    |      |    |      |      |      |
| LSU                  |       |      |      |       |      |       |    |      |    |      |      |      |
| at Mississippi State |       |      |      |       |      |       |    |      |    |      |      |      |
| TENNESSEE            |       |      |      |       |      |       |    |      |    |      |      |      |
| SOUTH CAROLINA       |       |      |      |       |      |       |    |      |    |      |      |      |
| at Kentucky          |       |      |      |       |      |       |    |      |    |      |      |      |
| MISSISSIPPI STATE    |       |      |      |       |      |       |    |      |    |      |      |      |
| at LSU               |       |      |      |       |      |       |    |      |    |      |      |      |
| at Arkansas          |       |      |      |       |      |       |    |      |    |      |      |      |
| ALABAMA              |       |      |      |       |      |       |    |      |    |      |      |      |
| at South Carolina    |       |      |      |       |      |       |    |      |    |      |      |      |
| at Georgia           |       |      |      |       |      |       |    |      |    |      |      |      |
| KENTUCKY             |       |      |      |       |      |       |    |      |    |      |      |      |

## SMALLEY CAREER STATISTICS

| Year         | GP-GS         | FG-FGA          | Pct         | 3FG-FGA        | Pct         | FT-FTA         | Pct         | O-D-T (Reb.)      | Avg        | PF         | FO       | Ast        | TO         | Blk       | Stl        | Pts         | Avg         |
|--------------|---------------|-----------------|-------------|----------------|-------------|----------------|-------------|-------------------|------------|------------|----------|------------|------------|-----------|------------|-------------|-------------|
| 2007-08      | 32-19         | 133-333         | .399        | 47-162         | .290        | 28-42          | .667        | 34-59-93          | 2.9        | 58         | 3        | 89         | 104        | 10        | 37         | 341         | 10.7        |
| 2008-09      | 34-34         | 141-310         | .455        | 68-171         | .398        | 28-37          | .757        | 12-79-91          | 2.7        | 60         | 0        | 71         | 62         | 7         | 45         | 378         | 11.1        |
| 2009-10      | 31-31         | 181-446         | .406        | 57-175         | .326        | 69-96          | .719        | 33-104-137        | 4.4        | 64         | 1        | 72         | 85         | 7         | 36         | 488         | 15.7        |
| 2010-11      | 7-7           | 28-83           | .337        | 10-30          | .333        | 14-17          | .824        | 3-12-15           | 2.1        | 11         | 0        | 13         | 17         | 2         | 8          | 80          | 11.4        |
| <b>TOTAL</b> | <b>104-91</b> | <b>483-1172</b> | <b>.412</b> | <b>182-538</b> | <b>.338</b> | <b>139-192</b> | <b>.724</b> | <b>82-254-336</b> | <b>3.2</b> | <b>193</b> | <b>4</b> | <b>245</b> | <b>268</b> | <b>26</b> | <b>126</b> | <b>1287</b> | <b>12.4</b> |

## SEASON HIGHS

## Points

16 vs. Mercer (11/12/10)

## Rebounds

5 vs. Sacred Heart (11/26/10)

## Assists

4 vs. Seton Hall (11/27/10)

## Blocks

1 twice, last vs. Florida State (11/15/10)

## Steals

2 3 times, last vs. S. Alabama (12/2/10)

## Field Goals

6 vs. Mercer (11/12/10)

## Field Goal Attempts

15 3 times, last vs. S. Alabama (12/2/10)

## 3-Point Field Goals

3 vs. Seton Hall (11/27/10)

## 3-Point FG Attempts

6 vs. Florida State (11/15/10)

## Free Throws

4 twice, last vs. S. Alabama (12/2/10)

## Free Throw Attempts

4 3 times, last vs. S. Alabama (12/2/10)

## CAREER HIGHS

## Points

29 vs. Florida (3/4/10)

## Rebounds

11 vs. Alabama (2/7/10)

## Assists

6 3 times, last at SDSU (12/30/09)

## Blocks

2 vs. Georgia (1/13/08)

## Steals

4 twice, last vs. Kentucky (2/28/10)

## Field Goals

10 3 times, last vs. Florida (3/4/10)

## Field Goal Attempts

21 vs. Troy (11/13/09)

## 3-Point Field Goals

5 3 times, last vs. Florida (3/4/10)

## 3-Point FG Attempts

10 3 times, last at Ole Miss (2/25/10)

## Free Throws

6 4 times, last vs. Valparaiso (12/28/09)

## Free Throw Attempts

8 3 times, last vs. Valparaiso (12/28/08)



# Chantel HILLIARD

# #23

Junior • Forward/Center • 6-2

Biloxi, Miss.

St. Martin High School

#### NOTES:

- Led Auburn in scoring for the first time in her career, coming off the bench for a career-high 16 points on 7-of-9 shooting at South Florida
- Came off the bench for 4 points and 3 rebounds in the season-opener vs. Mercer; added another 4 points and 4 rebounds vs. #6 Duke
- Saw limited action last season after starting the year as a starter
- Finished the year 3.5 points and 2.4 rebounds per game, seeing action in 27 games

| Opponent             | Start | Min. | FG-A | 3PT-A | FT-A | O-D-T | PF | Ast. | TO | Blk. | St. | Pts. |
|----------------------|-------|------|------|-------|------|-------|----|------|----|------|-----|------|
| MERCER               |       | 13   | 2-3  | 0-0   | 0-0  | 0-3-3 | 0  | 0    | 1  | 0    | 1   | 4    |
| FLORIDA STATE        |       | 6    | 0-0  | 0-0   | 0-0  | 0-0-0 | 1  | 0    | 0  | 1    | 0   | 0    |
| DUKE                 |       | 12   | 1-5  | 0-0   | 2-2  | 3-1-4 | 1  | 1    | 0  | 0    | 1   | 4    |
| at South Florida     |       | 23   | 7-9  | 0-0   | 2-2  | 4-3-7 | 1  | 0    | 0  | 0    | 0   | 16   |
| vs. Sacred Heart     | *     | 19   | 2-5  | 0-0   | 1-2  | 1-2-3 | 0  | 1    | 2  | 0    | 0   | 5    |
| vs. Seton Hall       |       | 9    | 2-4  | 0-0   | 0-0  | 0-1-1 | 1  | 0    | 0  | 0    | 1   | 4    |
| SOUTH ALABAMA        |       | 11   | 2-4  | 0-0   | 1-2  | 1-0-1 | 3  | 0    | 0  | 0    | 0   | 5    |
| TEMPLE               |       |      |      |       |      |       |    |      |    |      |     |      |
| at George Washington |       |      |      |       |      |       |    |      |    |      |     |      |
| vs. Purdue           |       |      |      |       |      |       |    |      |    |      |     |      |
| at Chicago State     |       |      |      |       |      |       |    |      |    |      |     |      |
| ALABAMA A&M          |       |      |      |       |      |       |    |      |    |      |     |      |
| JACKSONVILLE STATE   |       |      |      |       |      |       |    |      |    |      |     |      |
| at Alabama           |       |      |      |       |      |       |    |      |    |      |     |      |
| FLORIDA              |       |      |      |       |      |       |    |      |    |      |     |      |
| at Vanderbilt        |       |      |      |       |      |       |    |      |    |      |     |      |
| OLE MISS             |       |      |      |       |      |       |    |      |    |      |     |      |
| LSU                  |       |      |      |       |      |       |    |      |    |      |     |      |
| at Mississippi State |       |      |      |       |      |       |    |      |    |      |     |      |
| TENNESSEE            |       |      |      |       |      |       |    |      |    |      |     |      |
| SOUTH CAROLINA       |       |      |      |       |      |       |    |      |    |      |     |      |
| at Kentucky          |       |      |      |       |      |       |    |      |    |      |     |      |
| MISSISSIPPI STATE    |       |      |      |       |      |       |    |      |    |      |     |      |
| at LSU               |       |      |      |       |      |       |    |      |    |      |     |      |
| at Arkansas          |       |      |      |       |      |       |    |      |    |      |     |      |
| ALABAMA              |       |      |      |       |      |       |    |      |    |      |     |      |
| at South Carolina    |       |      |      |       |      |       |    |      |    |      |     |      |
| at Georgia           |       |      |      |       |      |       |    |      |    |      |     |      |
| KENTUCKY             |       |      |      |       |      |       |    |      |    |      |     |      |

#### SEASON HIGHS

##### Points

16 at South Florida (11/22/10)

##### Rebounds

7 at South Florida (11/22/10)

##### Assists

1 twice, last vs. Sacred Heart (11/26/10)

##### Blocks

1 vs. Florida State (11/15/10)

##### Steals

1 three, last vs. Seton Hall (11/27/10)

##### Field Goals

7 at South Florida (11/22/10)

##### Field Goal Attempts

9 at South Florida (11/22/10)

##### 3-Point Field Goals

N/A

##### 3-Point FG Attempts

N/A

##### Free Throws

2 twice, last at South Florida (11/22/10)

##### Free Throw Attempts

2 4 times, last vs. S Alabama (12/2/10)

#### CAREER HIGHS

##### Points

16 at South Florida (11/22/10)

##### Rebounds

11 at South Alabama (12/20/09)

##### Assists

2 twice, last at Kentucky (1/24/10)

##### Blocks

3 twice, last vs. Duquesne (12/29/08)

##### Steals

3 vs. Duquesne (12/29/08)

##### Field Goals

7 at South Florida (11/22/10)

##### Field Goal Attempts

9 3 times, last at South Florida (11/22/10)

##### 3-Point Field Goals

N/A

##### 3-Point FG Attempts

1 twice, last at Alabama (2/8/09)

##### Free Throws

5 twice, last vs. Troy (11/13/09)

##### Free Throw Attempts

12 vs. Sam Houston State (12/5/08)

#### HILLIARD CAREER STATISTICS

| Year         | GP-GS       | FG-FGA         | Pct         | 3FG-FGA    | Pct         | FT-FTA       | Pct         | O-D-T (Reb.)      | Avg        | PF         | FO       | Ast       | TO        | Blk       | Stl       | Pts        | Avg        |
|--------------|-------------|----------------|-------------|------------|-------------|--------------|-------------|-------------------|------------|------------|----------|-----------|-----------|-----------|-----------|------------|------------|
| 2008-09      | 30-0        | 53-106         | .500        | 0-2        | .000        | 15-32        | .469        | 29-56-85          | 2.8        | 50         | 0        | 7         | 26        | 12        | 13        | 121        | 4.0        |
| 2009-10      | 27-2        | 37-89          | .416        | 0-0        | .000        | 20-43        | .465        | 31-35-66          | 2.4        | 49         | 1        | 6         | 35        | 13        | 11        | 94         | 3.5        |
| 2010-11      | 7-1         | 16-30          | .533        | 0-0        | .000        | 6-8          | .750        | 9-10-19           | 2.7        | 7          | 0        | 2         | 3         | 1         | 3         | 38         | 5.4        |
| <b>TOTAL</b> | <b>64-3</b> | <b>106-225</b> | <b>.471</b> | <b>0-2</b> | <b>.000</b> | <b>41-83</b> | <b>.494</b> | <b>69-101-170</b> | <b>2.7</b> | <b>106</b> | <b>1</b> | <b>15</b> | <b>64</b> | <b>26</b> | <b>27</b> | <b>253</b> | <b>4.0</b> |



# Morgan JENNINGS

# #2

Junior • Guard • 5-8

Atlanta, Ga.

Frederick Douglass High School

## NOTES:

- Earned her first start of the season against South Alabama
- Tied her career-high with 14 points off the bench vs. Seton Hall
- Came off the bench for 6 points and team-high 3 steals in season-opener vs. Mercer; had 5 points vs. Duke
- Saw action in 13 games after missing the first half of the season with an injury
- Returned to the lineup and offered a backup to Morgan Toles and Alli Smalley at the guard positions
- Now that she is 100%, is expected to play a bigger role this season

| Opponent             | Start | Min. | FG-A | 3PT-A | FT-A | O-D-T | PF | Ast. | TO | Blk. | St. | Pts. |
|----------------------|-------|------|------|-------|------|-------|----|------|----|------|-----|------|
| MERCER               |       | 14   | 2-2  | 0-0   | 2-2  | 1-1-2 | 1  | 1    | 1  | 0    | 3   | 6    |
| FLORIDA STATE        |       | 9    | 0-1  | 0-0   | 0-0  | 1-1-2 | 0  | 2    | 1  | 0    | 0   | 0    |
| DUKE                 |       | 16   | 1-3  | 0-0   | 3-4  | 0-2-2 | 2  | 1    | 3  | 0    | 1   | 5    |
| at South Florida     |       | 16   | 0-4  | 0-0   | 1-2  | 2-1-3 | 1  | 2    | 1  | 0    | 0   | 1    |
| vs. Sacred Heart     |       | 15   | 1-5  | 0-0   | 2-2  | 1-1-2 | 1  | 0    | 2  | 0    | 1   | 4    |
| vs. Seton Hall       |       | 19   | 7-7  | 0-0   | 0-1  | 0-4-4 | 2  | 1    | 1  | 0    | 2   | 14   |
| SOUTH ALABAMA        | *     | 17   | 2-6  | 0-0   | 0-2  | 0-2-2 | 3  | 1    | 0  | 1    | 2   | 4    |
| TEMPLE               |       |      |      |       |      |       |    |      |    |      |     |      |
| at George Washington |       |      |      |       |      |       |    |      |    |      |     |      |
| vs. Purdue           |       |      |      |       |      |       |    |      |    |      |     |      |
| at Chicago State     |       |      |      |       |      |       |    |      |    |      |     |      |
| ALABAMA A&M          |       |      |      |       |      |       |    |      |    |      |     |      |
| JACKSONVILLE STATE   |       |      |      |       |      |       |    |      |    |      |     |      |
| at Alabama           |       |      |      |       |      |       |    |      |    |      |     |      |
| FLORIDA              |       |      |      |       |      |       |    |      |    |      |     |      |
| at Vanderbilt        |       |      |      |       |      |       |    |      |    |      |     |      |
| OLE MISS             |       |      |      |       |      |       |    |      |    |      |     |      |
| LSU                  |       |      |      |       |      |       |    |      |    |      |     |      |
| at Mississippi State |       |      |      |       |      |       |    |      |    |      |     |      |
| TENNESSEE            |       |      |      |       |      |       |    |      |    |      |     |      |
| SOUTH CAROLINA       |       |      |      |       |      |       |    |      |    |      |     |      |
| at Kentucky          |       |      |      |       |      |       |    |      |    |      |     |      |
| MISSISSIPPI STATE    |       |      |      |       |      |       |    |      |    |      |     |      |
| at LSU               |       |      |      |       |      |       |    |      |    |      |     |      |
| at Arkansas          |       |      |      |       |      |       |    |      |    |      |     |      |
| ALABAMA              |       |      |      |       |      |       |    |      |    |      |     |      |
| at South Carolina    |       |      |      |       |      |       |    |      |    |      |     |      |
| at Georgia           |       |      |      |       |      |       |    |      |    |      |     |      |
| KENTUCKY             |       |      |      |       |      |       |    |      |    |      |     |      |

## JENNINGS CAREER STATISTICS

| Year         | GP-GS       | FG-FGA        | Pct         | 3FG-FGA    | Pct         | FT-FTA       | Pct         | O-D-T (Reb.)    | Avg        | PF        | FO       | Ast       | TO        | Blk      | Stl       | Pts        | Avg        |
|--------------|-------------|---------------|-------------|------------|-------------|--------------|-------------|-----------------|------------|-----------|----------|-----------|-----------|----------|-----------|------------|------------|
| 2008-09      | 30-4        | 30-77         | .390        | 0-0        | .000        | 11-24        | .458        | 18-30-48        | 1.6        | 25        | 0        | 34        | 41        | 0        | 16        | 71         | 2.4        |
| 2009-10      | 13-0        | 9-32          | .281        | 0-1        | .000        | 1-4          | .250        | 2-9-11          | 0.8        | 9         | 0        | 15        | 14        | 0        | 2         | 19         | 1.5        |
| 2010-11      | 7-1         | 13-28         | .464        | 0-0        | .000        | 8-13         | .615        | 5-12-17         | 2.4        | 10        | 0        | 8         | 9         | 1        | 9         | 34         | 4.9        |
| <b>TOTAL</b> | <b>50-5</b> | <b>52-137</b> | <b>.380</b> | <b>0-1</b> | <b>.000</b> | <b>20-41</b> | <b>.488</b> | <b>25-51-76</b> | <b>1.5</b> | <b>44</b> | <b>0</b> | <b>57</b> | <b>64</b> | <b>1</b> | <b>27</b> | <b>124</b> | <b>2.5</b> |

## SEASON HIGHS

## Points

14 vs. Seton Hall (11/27/10)

## Rebounds

4 vs. Seton Hall (11/27/10)

## Assists

2 3 times, last vs. S Alabama (12/2/10)

## Blocks

1 vs. South Alabama (12/2/10)

## Steals

3 vs. Mercer (11/12/10)

## Field Goals

7 vs. Seton Hall (11/27/10)

## Field Goal Attempts

7 vs. Seton Hall (11/27/10)

## 3-Point Field Goals

N/A

## 3-Point FG Attempts

N/A

## Free Throws

3 vs. Duke (11/18/10)

## Free Throw Attempts

4 vs. Duke (11/18/10)

## CAREER HIGHS

## Points

14 twice, last vs. Seton Hall (11/27/10)

## Rebounds

5 vs. Temple (11/17/08)

## Assists

6 vs. Temple (11/17/08)

## Blocks

1 vs. South Alabama (12/2/10)

## Steals

3 twice, last vs. Mercer (11/12/10)

## Field Goals

7 at Seton Hall (11/27/10)

## Field Goal Attempts

8 twice, last vs. N.C. A&amp;T (12/3/08)

## 3-Point Field Goals

N/A

## 3-Point FG Attempts


N/A

## Free Throws

3 vs. Duke (11/18/10)

## Free Throw Attempts

4 vs. Duke (11/18/10)



# Parrisha SIMMONS

# #4

Junior • Guard • 6-0

Macon, Ga.

Southwest Macon High School

## NOTES:

- Has come off the bench the last three games, averaging 4.7 points and 5.0 rebounds per game
- Started and totaled five rebounds and two steals in the season-opener vs. Mercer
- A defensive and rebounding specialist
- Started in 22 of 31 games last season, averaging 3.1 points and 5.1 rebounds per game
- Finished the season ninth in the SEC in offensive rebounding with 2.8 per game

| Opponent             | Start | Min. | FG-A | 3PT-A | FT-A | O-D-T | PF | Ast. | TO | Blk. | St. | Pts. |
|----------------------|-------|------|------|-------|------|-------|----|------|----|------|-----|------|
| MERCER               | *     | 19   | 0-1  | 0-0   | 1-6  | 4-1-5 | 1  | 3    | 0  | 0    | 2   | 1    |
| FLORIDA STATE        | *     | 13   | 1-2  | 0-0   | 0-0  | 0-1-1 | 1  | 0    | 0  | 0    | 0   | 2    |
| DUKE                 | *     | 12   | 1-3  | 0-0   | 2-4  | 1-0-1 | 1  | 1    | 1  | 0    | 2   | 4    |
| at South Florida     | *     | 12   | 0-0  | 0-0   | 0-2  | 0-1-1 | 2  | 0    | 0  | 0    | 0   | 0    |
| vs. Sacred Heart     |       | 13   | 2-3  | 0-0   | 1-4  | 3-1-4 | 0  | 2    | 0  | 0    | 1   | 5    |
| vs. Seton Hall       |       | 21   | 1-4  | 0-0   | 2-5  | 2-3-5 | 1  | 1    | 0  | 0    | 1   | 4    |
| SOUTH ALABAMA        |       | 16   | 0-4  | 0-0   | 5-6  | 4-2-6 | 2  | 0    | 2  | 0    | 1   | 5    |
| TEMPLE               |       |      |      |       |      |       |    |      |    |      |     |      |
| at George Washington |       |      |      |       |      |       |    |      |    |      |     |      |
| vs. Purdue           |       |      |      |       |      |       |    |      |    |      |     |      |
| at Chicago State     |       |      |      |       |      |       |    |      |    |      |     |      |
| ALABAMA A&M          |       |      |      |       |      |       |    |      |    |      |     |      |
| JACKSONVILLE STATE   |       |      |      |       |      |       |    |      |    |      |     |      |
| at Alabama           |       |      |      |       |      |       |    |      |    |      |     |      |
| FLORIDA              |       |      |      |       |      |       |    |      |    |      |     |      |
| at Vanderbilt        |       |      |      |       |      |       |    |      |    |      |     |      |
| OLE MISS             |       |      |      |       |      |       |    |      |    |      |     |      |
| LSU                  |       |      |      |       |      |       |    |      |    |      |     |      |
| at Mississippi State |       |      |      |       |      |       |    |      |    |      |     |      |
| TENNESSEE            |       |      |      |       |      |       |    |      |    |      |     |      |
| SOUTH CAROLINA       |       |      |      |       |      |       |    |      |    |      |     |      |
| at Kentucky          |       |      |      |       |      |       |    |      |    |      |     |      |
| MISSISSIPPI STATE    |       |      |      |       |      |       |    |      |    |      |     |      |
| at LSU               |       |      |      |       |      |       |    |      |    |      |     |      |
| at Arkansas          |       |      |      |       |      |       |    |      |    |      |     |      |
| ALABAMA              |       |      |      |       |      |       |    |      |    |      |     |      |
| at South Carolina    |       |      |      |       |      |       |    |      |    |      |     |      |
| at Georgia           |       |      |      |       |      |       |    |      |    |      |     |      |
| KENTUCKY             |       |      |      |       |      |       |    |      |    |      |     |      |

## SIMMONS CAREER STATISTICS

| Year         | GP-GS        | FG-FGA        | Pct         | 3FG-FGA    | Pct         | FT-FTA       | Pct         | O-D-T (Reb.)       | Avg        | PF        | FO       | Ast       | TO        | Blk      | Stl       | Pts        | Avg        |
|--------------|--------------|---------------|-------------|------------|-------------|--------------|-------------|--------------------|------------|-----------|----------|-----------|-----------|----------|-----------|------------|------------|
| 2008-09      | 21-0         | 9-25          | .360        | 0-0        | .000        | 4-20         | .200        | 20-36-56           | 2.7        | 13        | 0        | 12        | 14        | 4        | 6         | 22         | 1.0        |
| 2009-10      | 31-22        | 39-89         | .435        | 0-0        | .000        | 17-49        | .347        | 88-71-159          | 5.1        | 51        | 0        | 34        | 43        | 1        | 16        | 95         | 3.1        |
| 2010-11      | 7-4          | 5-17          | .294        | 0-0        | .000        | 11-27        | .407        | 14-9-23            | 3.3        | 8         | 0        | 7         | 3         | 0        | 7         | 21         | 3.0        |
| <b>TOTAL</b> | <b>59-26</b> | <b>53-131</b> | <b>.405</b> | <b>0-0</b> | <b>.000</b> | <b>32-96</b> | <b>.333</b> | <b>122-116-238</b> | <b>4.0</b> | <b>72</b> | <b>0</b> | <b>53</b> | <b>60</b> | <b>5</b> | <b>29</b> | <b>138</b> | <b>2.3</b> |

## SEASON HIGHS

## Points

5 twice, last vs. S Alabama (12/2/10)

## Rebounds

6 vs. South Alabama (12/2/10)

## Assists

3 vs. Mercer (11/12/10)

## Blocks

N/A

## Steals

2 twice, last vs. Duke (11/18/10)

## Field Goals

2 vs. Sacred Heart (11/26/10)

## Field Goal Attempts

4 twice, last vs. S Alabama (12/2/10)

## 3-Point Field Goals

N/A

## 3-Point FG Attempts

N/A

## Free Throws

5 vs. South Alabama (12/2/10)

## Free Throw Attempts

6 twice, last vs. South Alabama (12/2/10)

## CAREER HIGHS

## Points

9 twice, last vs. Vanderbilt (1/21/10)

## Rebounds

12 vs. George Washington (12/5/09)

## Assists

4 vs. Valparaiso (12/28/09)

## Blocks

1 5 times, last vs. Ala. A&amp;M (11/17/09)

## Steals

2 6 times, last vs. Seton Hall (11/27/10)

## Field Goals

4 twice, last at N.C. A&amp;T (12/1/09)

## Field Goal Attempts

7 vs. George Washington (12/5/09)

## 3-Point Field Goals

N/A

## 3-Point FG Attempts

N/A

## Free Throws

5 vs. South Alabama (12/2/10)

## Free Throw Attempts

6 4 times, last vs. S Alabama (12/2/10)





# Blanche ALVERSON

# #14

Sophomore • Forward/Center • 6-3

Andalusia, Ala.

Buford (Ga.) High School

#### NOTES:

- Scored career-high 16 points, shooting 7-of-12 from the field, to lead Auburn against Florida State
- Scored Auburn's first field goal in the new Auburn Arena, a 3-pointer that came 56 seconds into the game against Mercer
- A deep shooting threat, she is also one of the most versatile players on the team because of her size and post skills
- Moved into a starting role by the end of her freshman season, starting 11 of the final 13 games
- Averaged 6.9 points per game, shooting 31.3 percent from beyond the arc

| Opponent             | Start | Min. | FG-A | 3PT-A | FT-A | O-D-T | PF | Ast. | TO | Blk. | St. | Pts. |
|----------------------|-------|------|------|-------|------|-------|----|------|----|------|-----|------|
| MERCER               | *     | 25   | 3-10 | 3-9   | 2-2  | 1-2-3 | 0  | 3    | 2  | 0    | 1   | 11   |
| FLORIDA STATE        | *     | 31   | 7-12 | 2-3   | 0-0  | 2-0-2 | 4  | 0    | 0  | 0    | 1   | 16   |
| DUKE                 | *     | 33   | 3-10 | 2-8   | 1-2  | 0-7-7 | 1  | 2    | 2  | 0    | 1   | 9    |
| at South Florida     | *     | 29   | 3-11 | 2-8   | 0-0  | 1-1-2 | 3  | 0    | 1  | 0    | 0   | 8    |
| vs. Sacred Heart     | *     | 18   | 1-5  | 0-2   | 0-0  | 0-1-1 | 1  | 0    | 2  | 0    | 0   | 2    |
| vs. Seton Hall       | *     | 17   | 4-8  | 0-3   | 4-5  | 2-1-3 | 1  | 2    | 3  | 0    | 0   | 12   |
| SOUTH ALABAMA        | *     | 21   | 3-4  | 1-2   | 0-0  | 0-2-2 | 2  | 3    | 2  | 1    | 0   | 7    |
| TEMPLE               |       |      |      |       |      |       |    |      |    |      |     |      |
| at George Washington |       |      |      |       |      |       |    |      |    |      |     |      |
| vs. Purdue           |       |      |      |       |      |       |    |      |    |      |     |      |
| at Chicago State     |       |      |      |       |      |       |    |      |    |      |     |      |
| ALABAMA A&M          |       |      |      |       |      |       |    |      |    |      |     |      |
| JACKSONVILLE STATE   |       |      |      |       |      |       |    |      |    |      |     |      |
| at Alabama           |       |      |      |       |      |       |    |      |    |      |     |      |
| FLORIDA              |       |      |      |       |      |       |    |      |    |      |     |      |
| at Vanderbilt        |       |      |      |       |      |       |    |      |    |      |     |      |
| OLE MISS             |       |      |      |       |      |       |    |      |    |      |     |      |
| LSU                  |       |      |      |       |      |       |    |      |    |      |     |      |
| at Mississippi State |       |      |      |       |      |       |    |      |    |      |     |      |
| TENNESSEE            |       |      |      |       |      |       |    |      |    |      |     |      |
| SOUTH CAROLINA       |       |      |      |       |      |       |    |      |    |      |     |      |
| at Kentucky          |       |      |      |       |      |       |    |      |    |      |     |      |
| MISSISSIPPI STATE    |       |      |      |       |      |       |    |      |    |      |     |      |
| at LSU               |       |      |      |       |      |       |    |      |    |      |     |      |
| at Arkansas          |       |      |      |       |      |       |    |      |    |      |     |      |
| ALABAMA              |       |      |      |       |      |       |    |      |    |      |     |      |
| at South Carolina    |       |      |      |       |      |       |    |      |    |      |     |      |
| at Georgia           |       |      |      |       |      |       |    |      |    |      |     |      |
| KENTUCKY             |       |      |      |       |      |       |    |      |    |      |     |      |

#### SEASON HIGHS

|                            |                           |            |
|----------------------------|---------------------------|------------|
| <b>Points</b>              |                           |            |
| 16                         | vs. Florida State         | (11/15/10) |
| <b>Rebounds</b>            |                           |            |
| 7                          | vs. Duke                  | (11/18/10) |
| <b>Assists</b>             |                           |            |
| 3                          | twice, last vs. S Alabama | (12/2/10)  |
| <b>Blocks</b>              |                           |            |
| 1                          | vs. South Alabama         | (12/2/10)  |
| <b>Steals</b>              |                           |            |
| 1                          | 3 times, last vs. Duke    | (11/18/10) |
| <b>Field Goals</b>         |                           |            |
| 7                          | vs. Florida State         | (11/15/10) |
| <b>Field Goal Attempts</b> |                           |            |
| 12                         | vs. Florida State         | (11/15/10) |
| <b>3-Point Field Goals</b> |                           |            |
| 3                          | vs. Mercer                | (11/12/10) |
| <b>3-Point FG Attempts</b> |                           |            |
| 9                          | vs. Mercer                | (11/12/10) |
| <b>Free Throws</b>         |                           |            |
| 4                          | vs. Seton Hall            | (11/27/10) |
| <b>Free Throw Attempts</b> |                           |            |
| 5                          | vs. Seton Hall            | (11/27/10) |

#### CAREER HIGHS

|                            |                            |            |
|----------------------------|----------------------------|------------|
| <b>Points</b>              |                            |            |
| 16                         | vs. Florida State          | (11/15/10) |
| <b>Rebounds</b>            |                            |            |
| 7                          | 6 times, last vs. Duke     | (11/18/10) |
| <b>Assists</b>             |                            |            |
| 5                          | twice, last vs. Florida    | (3/4/10)   |
| <b>Blocks</b>              |                            |            |
| 2                          | 4 times, last vs. Kentucky | (3/5/10)   |
| <b>Steals</b>              |                            |            |
| 2                          | at Ole Miss                | (2/25/10)  |
| <b>Field Goals</b>         |                            |            |
| 7                          | vs. Florida State          | (11/15/10) |
| <b>Field Goal Attempts</b> |                            |            |
| 13                         | at Florida                 | (1/7/10)   |
| <b>3-Point Field Goals</b> |                            |            |
| 4                          | vs. Georgia Southern       | (11/24/09) |
| <b>3-Point FG Attempts</b> |                            |            |
| 9                          | vs. Mercer                 | (11/12/10) |
| <b>Free Throws</b>         |                            |            |
| 4                          | twice, last vs. Seton Hall | (11/27/10) |
| <b>Free Throw Attempts</b> |                            |            |
| 5                          | vs. Seton Hall             | (11/27/10) |

#### ALVERSON CAREER STATISTICS

| Year         | GP-GS        | FG-FGA         | Pct         | 3FG-FGA       | Pct         | FT-FTA       | Pct         | O-D-T (Reb.)      | Avg        | PF        | FO       | Ast       | TO        | Blk       | Stl       | Pts        | Avg        |
|--------------|--------------|----------------|-------------|---------------|-------------|--------------|-------------|-------------------|------------|-----------|----------|-----------|-----------|-----------|-----------|------------|------------|
| 2009-10      | 31-13        | 78-218         | .358        | 40-128        | .313        | 19-27        | .704        | 26-92-118         | 3.8        | 39        | 1        | 51        | 44        | 17        | 15        | 215        | 6.9        |
| 2010-11      | 7-7          | 24-60          | .400        | 10-35         | .286        | 7-9          | .778        | 6-14-20           | 2.9        | 12        | 0        | 10        | 12        | 1         | 3         | 65         | 9.3        |
| <b>TOTAL</b> | <b>38-20</b> | <b>102-278</b> | <b>.367</b> | <b>50-163</b> | <b>.307</b> | <b>26-36</b> | <b>.722</b> | <b>32-106-138</b> | <b>3.6</b> | <b>51</b> | <b>1</b> | <b>61</b> | <b>56</b> | <b>18</b> | <b>18</b> | <b>280</b> | <b>7.4</b> |



# Nicolle THOMAS

# #12

Sophomore • Guard • 5-10

Moultrie, Ga.

Colquitt County High School

#### NOTES:

- Started in seven of the 23 games she played in as a freshman, missed the last leg of the season due to suspension
- Will miss first part of 2010-11 season with an injury
- Can score from anywhere on the floor, averaged 6.1 points per game as a freshman
- Her 27 points at Florida State are the most by an Auburn freshman in 13 years

| Opponent             | Start | Min. | FG-A | 3PT-A | FT-A | O-D-T                 | PF | Ass. | TO | Blk. | St. | Pts. |
|----------------------|-------|------|------|-------|------|-----------------------|----|------|----|------|-----|------|
| MERCER               |       |      |      |       |      | --- DNP - INJURED --- |    |      |    |      |     |      |
| FLORIDA STATE        |       |      |      |       |      | --- DNP - INJURED --- |    |      |    |      |     |      |
| DUKE                 |       |      |      |       |      | --- DNP - INJURED --- |    |      |    |      |     |      |
| at South Florida     |       |      |      |       |      | --- DNP - INJURED --- |    |      |    |      |     |      |
| vs. Sacred Heart     |       |      |      |       |      | --- DNP - INJURED --- |    |      |    |      |     |      |
| vs. Seton Hall       |       |      |      |       |      | --- DNP - INJURED --- |    |      |    |      |     |      |
| SOUTH ALABAMA        |       |      |      |       |      | --- DNP - INJURED --- |    |      |    |      |     |      |
| TEMPLE               |       |      |      |       |      |                       |    |      |    |      |     |      |
| at George Washington |       |      |      |       |      |                       |    |      |    |      |     |      |
| vs. Purdue           |       |      |      |       |      |                       |    |      |    |      |     |      |
| at Chicago State     |       |      |      |       |      |                       |    |      |    |      |     |      |
| ALABAMA A&M          |       |      |      |       |      |                       |    |      |    |      |     |      |
| JACKSONVILLE STATE   |       |      |      |       |      |                       |    |      |    |      |     |      |
| at Alabama           |       |      |      |       |      |                       |    |      |    |      |     |      |
| FLORIDA              |       |      |      |       |      |                       |    |      |    |      |     |      |
| at Vanderbilt        |       |      |      |       |      |                       |    |      |    |      |     |      |
| OLE MISS             |       |      |      |       |      |                       |    |      |    |      |     |      |
| LSU                  |       |      |      |       |      |                       |    |      |    |      |     |      |
| at Mississippi State |       |      |      |       |      |                       |    |      |    |      |     |      |
| TENNESSEE            |       |      |      |       |      |                       |    |      |    |      |     |      |
| SOUTH CAROLINA       |       |      |      |       |      |                       |    |      |    |      |     |      |
| at Kentucky          |       |      |      |       |      |                       |    |      |    |      |     |      |
| MISSISSIPPI STATE    |       |      |      |       |      |                       |    |      |    |      |     |      |
| at LSU               |       |      |      |       |      |                       |    |      |    |      |     |      |
| at Arkansas          |       |      |      |       |      |                       |    |      |    |      |     |      |
| ALABAMA              |       |      |      |       |      |                       |    |      |    |      |     |      |
| at South Carolina    |       |      |      |       |      |                       |    |      |    |      |     |      |
| at Georgia           |       |      |      |       |      |                       |    |      |    |      |     |      |
| KENTUCKY             |       |      |      |       |      |                       |    |      |    |      |     |      |

#### THOMAS CAREER STATISTICS

| Year         | GP-GS       | FG-FGA        | Pct         | 3FG-FGA      | Pct         | FT-FTA       | Pct         | O-D-T (Reb.)    | Avg        | PF        | FO       | Ass       | TO        | Blk      | Stl       | Pts        | Avg        |
|--------------|-------------|---------------|-------------|--------------|-------------|--------------|-------------|-----------------|------------|-----------|----------|-----------|-----------|----------|-----------|------------|------------|
| 2009-10      | 23-7        | 47-144        | .326        | 23-63        | .365        | 23-28        | .821        | 12-28-40        | 1.7        | 28        | 0        | 14        | 47        | 1        | 12        | 140        | 6.1        |
| <b>TOTAL</b> | <b>23-7</b> | <b>47-144</b> | <b>.326</b> | <b>23-63</b> | <b>.365</b> | <b>23-28</b> | <b>.821</b> | <b>12-28-40</b> | <b>1.7</b> | <b>28</b> | <b>0</b> | <b>14</b> | <b>47</b> | <b>1</b> | <b>12</b> | <b>140</b> | <b>6.1</b> |

#### CAREER HIGHS

|                            |    |                              |            |
|----------------------------|----|------------------------------|------------|
| <b>Points</b>              | 27 | at Florida State             | (11/27/09) |
| <b>Rebounds</b>            | 6  | at Florida                   | (1/7/10)   |
| <b>Assists</b>             | 2  | twice, last vs. Arkansas     | (2/11/10)  |
| <b>Blocks</b>              | 1  | twice, last vs. Liberty      | (12/15/09) |
| <b>Steals</b>              | 3  | vs. Florida A&M              | (11/28/09) |
| <b>Field Goals</b>         | 8  | at Florida State             | (11/27/09) |
| <b>Field Goal Attempts</b> | 20 | at Florida State             | (11/27/09) |
| <b>3-Point Field Goals</b> | 5  | at Florida State             | (11/27/09) |
| <b>3-Point FG Attempts</b> | 13 | at Florida State             | (11/27/09) |
| <b>Free Throws</b>         | 6  | twice, last at Florida State | (11/27/09) |
| <b>Free Throw Attempts</b> | 6  | twice, last at Florida State | (11/27/09) |



# Morgan TOLES

# #1

Sophomore • Guard • 5-9

Fayetteville, Ga.

Sandy Creek High School

#### NOTES:

- Has come off the bench the last two games, averaging 11.0 points and 4.5 assists per game
- Scored in doubles figures in two of Auburn's first three games this season
- Ranks 6th all-time at Auburn in career assists per game with 4.5
- Named to the SEC All-Freshman Team last season
- Started 28 of 29 games at point guard, tallying 4.4 assists per game
- Her 128 assists tie for third all-time among Auburn freshmen
- Was the top-ranked freshman in the SEC in assists and assist-to-turnover ratio

| Opponent             | Start | Min. | FG-A | 3PT-A | FT-A | O-D-T | PF | Ast. | TO | Blk. | Stl. | Pts. |
|----------------------|-------|------|------|-------|------|-------|----|------|----|------|------|------|
| MERCER               | *     | 27   | 1-5  | 0-0   | 0-0  | 1-5-6 | 1  | 6    | 1  | 0    | 0    | 2    |
| FLORIDA STATE        | *     | 34   | 7-14 | 0-0   | 1-4  | 1-2-3 | 1  | 7    | 4  | 0    | 3    | 15   |
| DUKE                 | *     | 28   | 5-10 | 0-0   | 2-4  | 2-0-2 | 3  | 5    | 4  | 0    | 2    | 12   |
| at South Florida     | *     | 27   | 0-4  | 0-1   | 3-4  | 0-2-2 | 1  | 3    | 1  | 0    | 0    | 3    |
| vs. Sacred Heart     | *     | 22   | 4-7  | 0-0   | 0-0  | 3-1-4 | 2  | 0    | 2  | 0    | 0    | 8    |
| vs. Seton Hall       |       | 17   | 5-7  | 0-0   | 2-3  | 0-0-0 | 2  | 4    | 0  | 0    | 4    | 12   |
| SOUTH ALABAMA        |       | 27   | 4-7  | 0-0   | 2-2  | 0-0-0 | 0  | 5    | 0  | 0    | 0    | 10   |
| TEMPLE               |       |      |      |       |      |       |    |      |    |      |      |      |
| at George Washington |       |      |      |       |      |       |    |      |    |      |      |      |
| vs. Purdue           |       |      |      |       |      |       |    |      |    |      |      |      |
| at Chicago State     |       |      |      |       |      |       |    |      |    |      |      |      |
| ALABAMA A&M          |       |      |      |       |      |       |    |      |    |      |      |      |
| JACKSONVILLE STATE   |       |      |      |       |      |       |    |      |    |      |      |      |
| at Alabama           |       |      |      |       |      |       |    |      |    |      |      |      |
| FLORIDA              |       |      |      |       |      |       |    |      |    |      |      |      |
| at Vanderbilt        |       |      |      |       |      |       |    |      |    |      |      |      |
| OLE MISS             |       |      |      |       |      |       |    |      |    |      |      |      |
| LSU                  |       |      |      |       |      |       |    |      |    |      |      |      |
| at Mississippi State |       |      |      |       |      |       |    |      |    |      |      |      |
| TENNESSEE            |       |      |      |       |      |       |    |      |    |      |      |      |
| SOUTH CAROLINA       |       |      |      |       |      |       |    |      |    |      |      |      |
| at Kentucky          |       |      |      |       |      |       |    |      |    |      |      |      |
| MISSISSIPPI STATE    |       |      |      |       |      |       |    |      |    |      |      |      |
| at LSU               |       |      |      |       |      |       |    |      |    |      |      |      |
| at Arkansas          |       |      |      |       |      |       |    |      |    |      |      |      |
| ALABAMA              |       |      |      |       |      |       |    |      |    |      |      |      |
| at South Carolina    |       |      |      |       |      |       |    |      |    |      |      |      |
| at Georgia           |       |      |      |       |      |       |    |      |    |      |      |      |
| KENTUCKY             |       |      |      |       |      |       |    |      |    |      |      |      |

#### TOLES CAREER STATISTICS

| Year         | GP-GS        | FG-FGA         | Pct         | 3FG-FGA    | Pct         | FT-FTA       | Pct         | O-D-T (Reb.)     | Avg        | PF        | FO       | Ast        | TO         | Blk      | Stl       | Pts        | Avg        |
|--------------|--------------|----------------|-------------|------------|-------------|--------------|-------------|------------------|------------|-----------|----------|------------|------------|----------|-----------|------------|------------|
| 2009-10      | 29-28        | 94-223         | .422        | 1-6        | .167        | 31-58        | .534        | 23-66-89         | 3.1        | 51        | 0        | 128        | 101        | 2        | 28        | 220        | 7.6        |
| 2010-11      | 7-5          | 26-54          | .481        | 0-1        | .000        | 10-17        | .588        | 7-10-17          | 2.4        | 10        | 0        | 30         | 12         | 0        | 9         | 62         | 8.9        |
| <b>TOTAL</b> | <b>36-33</b> | <b>120-277</b> | <b>.433</b> | <b>1-7</b> | <b>.143</b> | <b>41-75</b> | <b>.547</b> | <b>30-76-106</b> | <b>2.9</b> | <b>61</b> | <b>0</b> | <b>158</b> | <b>113</b> | <b>2</b> | <b>37</b> | <b>282</b> | <b>7.8</b> |

#### SEASON HIGHS

|                            |                   |            |
|----------------------------|-------------------|------------|
| <b>Points</b>              |                   |            |
| 15                         | vs. Florida State | (11/15/10) |
| <b>Rebounds</b>            |                   |            |
| 6                          | vs. Mercer        | (11/12/10) |
| <b>Assists</b>             |                   |            |
| 7                          | vs. Florida State | (11/15/10) |
| <b>Blocks</b>              |                   |            |
|                            |                   | N/A        |
| <b>Steals</b>              |                   |            |
| 4                          | vs. Seton Hall    | (11/27/10) |
| <b>Field Goals</b>         |                   |            |
| 7                          | vs. Florida State | (11/15/10) |
| <b>Field Goal Attempts</b> |                   |            |
| 14                         | vs. Florida State | (11/15/10) |
| <b>3-Point Field Goals</b> |                   |            |
|                            |                   | N/A        |

|                            |                           |            |
|----------------------------|---------------------------|------------|
| <b>3-Point FG Attempts</b> |                           |            |
| 1                          | at South Florida          | (11/15/10) |
| <b>Free Throws</b>         |                           |            |
| 2                          | twice, last vs. S Alabama | (12/2/10)  |
| <b>Free Throw Attempts</b> |                           |            |
| 4                          | twice, last vs. Duke      | (11/18/10) |

#### CAREER HIGHS

|                            |                               |            |
|----------------------------|-------------------------------|------------|
| <b>Points</b>              |                               |            |
| 17                         | at LSU                        | (1/10/10)  |
| <b>Rebounds</b>            |                               |            |
| 6                          | 3 times, last vs. Mercer      | (11/12/10) |
| <b>Assists</b>             |                               |            |
| 10                         | vs. Georgia                   | (1/31/10)  |
| <b>Blocks</b>              |                               |            |
| 1                          | Twice, last vs. Kentucky      | (3/5/10)   |
| <b>Steals</b>              |                               |            |
| 3                          | twice, last vs. Florida State | (11/15/10) |
| <b>Field Goals</b>         |                               |            |
| 7                          | twice, last vs. Florida State | (11/15/10) |
| <b>Field Goal Attempts</b> |                               |            |
| 15                         | at Florida                    | (1/7/10)   |
| <b>3-Point Field Goals</b> |                               |            |
| 1                          | at LSU                        | (1/10/10)  |
| <b>3-Point FG Attempts</b> |                               |            |
| 1                          | 7 times, last vs. Seton Hall  | (11/27/10) |
| <b>Free Throws</b>         |                               |            |
| 4                          | vs. LSU                       | (2/14/10)  |
| <b>Free Throw Attempts</b> |                               |            |
| 6                          | at Florida                    | (1/7/10)   |



# Pascale WEST

# #20

Sophomore • Center • 6-8

LaGrange, Ga.

Troup County Comprehensive High School

#### NOTES:

- Came off the bench in the season-opener vs. Mercer, tying her career high with 4 points
- Is the tallest player in the SEC
- Saw limited action in 24 games as a freshman, averaging 0.8 points and 1.3 rebounds per game
- Averaged 0.9 blocks per game, ranking 12th in the SEC
- Her 22 blocks rank her ninth all-time among Auburn freshmen

| Opponent             | Start | Min. | FG-A | 3PT-A | FT-A | O-D-T                           | PF | Ass. | TO | Blk. | St. | Pts. |
|----------------------|-------|------|------|-------|------|---------------------------------|----|------|----|------|-----|------|
| MERCER               | 8     | 2-3  | 0-0  | 0-0   | 0-0  | 0-1-1                           | 4  | 0    | 0  | 0    | 0   | 4    |
| FLORIDA STATE        | 2     | 0-0  | 0-0  | 0-0   | 0-0  | 0-0-0                           | 0  | 0    | 0  | 0    | 0   | 0    |
| DUKE                 | 3     | 1-1  | 0-0  | 0-0   | 0-0  | 0-0-0                           | 0  | 0    | 0  | 0    | 0   | 2    |
| at South Florida     |       |      |      |       |      | --- DNP - COACHES' DECISION --- |    |      |    |      |     |      |
| vs. Sacred Heart     | 5     | 0-1  | 0-0  | 0-0   | 0-2  | 0-0-0                           | 1  | 0    | 0  | 0    | 0   | 0    |
| vs. Seton Hall       | 7     | 0-0  | 0-0  | 0-0   | 1-2  | 0-0-0                           | 1  | 0    | 1  | 0    | 0   | 1    |
| SOUTH ALABAMA        |       |      |      |       |      | --- DNP - COACHES' DECISION --- |    |      |    |      |     |      |
| TEMPLE               |       |      |      |       |      |                                 |    |      |    |      |     |      |
| at George Washington |       |      |      |       |      |                                 |    |      |    |      |     |      |
| vs. Purdue           |       |      |      |       |      |                                 |    |      |    |      |     |      |
| at Chicago State     |       |      |      |       |      |                                 |    |      |    |      |     |      |
| ALABAMA A&M          |       |      |      |       |      |                                 |    |      |    |      |     |      |
| JACKSONVILLE STATE   |       |      |      |       |      |                                 |    |      |    |      |     |      |
| at Alabama           |       |      |      |       |      |                                 |    |      |    |      |     |      |
| FLORIDA              |       |      |      |       |      |                                 |    |      |    |      |     |      |
| at Vanderbilt        |       |      |      |       |      |                                 |    |      |    |      |     |      |
| OLE MISS             |       |      |      |       |      |                                 |    |      |    |      |     |      |
| LSU                  |       |      |      |       |      |                                 |    |      |    |      |     |      |
| at Mississippi State |       |      |      |       |      |                                 |    |      |    |      |     |      |
| TENNESSEE            |       |      |      |       |      |                                 |    |      |    |      |     |      |
| SOUTH CAROLINA       |       |      |      |       |      |                                 |    |      |    |      |     |      |
| at Kentucky          |       |      |      |       |      |                                 |    |      |    |      |     |      |
| MISSISSIPPI STATE    |       |      |      |       |      |                                 |    |      |    |      |     |      |
| at LSU               |       |      |      |       |      |                                 |    |      |    |      |     |      |
| at Arkansas          |       |      |      |       |      |                                 |    |      |    |      |     |      |
| ALABAMA              |       |      |      |       |      |                                 |    |      |    |      |     |      |
| at South Carolina    |       |      |      |       |      |                                 |    |      |    |      |     |      |
| at Georgia           |       |      |      |       |      |                                 |    |      |    |      |     |      |
| KENTUCKY             |       |      |      |       |      |                                 |    |      |    |      |     |      |

#### SEASON HIGHS

|                            |                            |            |
|----------------------------|----------------------------|------------|
| <b>Points</b>              |                            |            |
| 4                          | vs. Mercer                 | (11/12/10) |
| <b>Rebounds</b>            |                            |            |
| 1                          | vs. Mercer                 | (11/12/10) |
| <b>Assists</b>             |                            | N/A        |
| <b>Blocks</b>              |                            | N/A        |
| <b>Steals</b>              |                            | N/A        |
| <b>Field Goals</b>         |                            |            |
| 2                          | vs. Mercer                 | (11/12/10) |
| <b>Field Goal Attempts</b> |                            |            |
| 3                          | vs. Mercer                 | (11/12/10) |
| <b>3-Point Field Goals</b> |                            | N/A        |
| <b>3-Point FG Attempts</b> |                            | N/A        |
| <b>Free Throws</b>         |                            |            |
| 1                          | vs. Seton Hall             | (11/27/10) |
| <b>Free Throw Attempts</b> |                            |            |
| 2                          | twice, last vs. Seton Hall | (11/27/10) |

#### CAREER HIGHS

|                            |                              |            |
|----------------------------|------------------------------|------------|
| <b>Points</b>              |                              |            |
| 4                          | 3 times, last vs. Mercer     | (11/12/10) |
| <b>Rebounds</b>            |                              |            |
| 5                          | vs. Alabama A&M              | (11/19/09) |
| <b>Assists</b>             |                              |            |
| 1                          | twice, last at N.C. A&T      | (12/1/09)  |
| <b>Blocks</b>              |                              |            |
| 7                          | vs. Alabama A&M              | (11/19/09) |
| <b>Steals</b>              |                              |            |
| 1                          | 6 times, last vs. Kentucky   | (2/28/10)  |
| <b>Field Goals</b>         |                              |            |
| 2                          | 3 times, last vs. Mercer     | (11/12/10) |
| <b>Field Goal Attempts</b> |                              |            |
| 4                          | at North Carolina A&T        | (12/1/09)  |
| <b>3-Point Field Goals</b> |                              | N/A        |
| <b>3-Point FG Attempts</b> |                              | N/A        |
| <b>Free Throws</b>         |                              |            |
| 1                          | 5 times, last vs. Seton Hall | (11/27/10) |
| <b>Free Throw Attempts</b> |                              |            |
| 4                          | vs. Florida A&M              | (11/28/09) |

#### WEST CAREER STATISTICS

| Year         | GP-GS       | FG-FGA       | Pct         | 3FG-FGA    | Pct         | FT-FTA      | Pct         | O-D-T (Reb.)   | Avg        | PF        | FO       | Ass      | TO        | Blk       | Stl      | Pts       | Avg        |
|--------------|-------------|--------------|-------------|------------|-------------|-------------|-------------|----------------|------------|-----------|----------|----------|-----------|-----------|----------|-----------|------------|
| 2009-10      | 24-0        | 7-15         | .467        | 0-0        | .000        | 4-11        | .364        | 9-23-32        | 1.3        | 31        | 0        | 5        | 14        | 22        | 6        | 18        | 0.8        |
| 2010-11      | 5-0         | 3-5          | .600        | 0-0        | .000        | 1-4         | .250        | 0-1-1          | 0.2        | 6         | 0        | 0        | 1         | 0         | 0        | 7         | 1.4        |
| <b>TOTAL</b> | <b>29-0</b> | <b>10-20</b> | <b>.500</b> | <b>0-0</b> | <b>.000</b> | <b>5-15</b> | <b>.333</b> | <b>9-24-33</b> | <b>1.1</b> | <b>37</b> | <b>0</b> | <b>5</b> | <b>15</b> | <b>22</b> | <b>6</b> | <b>25</b> | <b>0.9</b> |



# Peyton DAVIS

# #34

Freshman • Center • 6-5

Birmingham, Ala.

Mortimer Jordan High School

## NOTES:

- Played season-high 12 minutes vs. Seton Hall, scoring 4 points with 3 rebounds
- Came off the bench, scoring 3 points with a block vs. Mercer in the season-opener
- A two-sport star athlete in high school, also fielded several NCAA Division I volleyball offers
- Ranked as the 27th-best post prospect in the nation by ESPN HoopGurlz
- Holds a black belt in Taekwondo
- Older brother Dylan is a sophomore at Auburn and competes on the crew team

| Opponent         | Start | Min. | FG-A | 3PT-A | FT-A | O-D-T | PF | Ass. | TO | Blk. | St. | Pts. |
|------------------|-------|------|------|-------|------|-------|----|------|----|------|-----|------|
| MERCER           | 3     |      | 0-1  | 0-0   | 3-4  | 0-0-0 | 2  | 0    | 0  | 1    | 0   | 3    |
| FLORIDA STATE    | 1     |      | 0-0  | 0-0   | 0-0  | 0-0-0 | 0  | 0    | 0  | 0    | 0   | 0    |
| DUKE             | 2     |      | 0-0  | 0-0   | 0-0  | 0-0-0 | 2  | 0    | 0  | 0    | 0   | 0    |
| at South Florida | 4     |      | 0-1  | 0-0   | 0-0  | 1-2-3 | 1  | 0    | 1  | 0    | 0   | 0    |
| vs. Sacred Heart | 3     |      | 0-1  | 0-0   | 0-0  | 0-0-0 | 0  | 0    | 0  | 0    | 0   | 0    |
| vs. Seton Hall   | 12    |      | 2-5  | 0-0   | 0-1  | 2-1-3 | 3  | 1    | 1  | 0    | 0   | 4    |

--- DNP - COACHES' DECISION ---

SOUTH ALABAMA  
TEMPLE  
at George Washington  
vs. Purdue  
at Chicago State  
ALABAMA A&M  
JACKSONVILLE STATE  
at Alabama  
FLORIDA  
at Vanderbilt  
OLE MISS  
LSU  
at Mississippi State  
TENNESSEE  
SOUTH CAROLINA  
at Kentucky  
MISSISSIPPI STATE  
at LSU  
at Arkansas  
ALABAMA  
at South Carolina  
at Georgia  
KENTUCKY

## CAREER HIGHS

## Points

4 vs. Seton Hall (11/27/10)

## Rebounds

3 twice, last vs. Seton Hall (11/27/10)

## Assists

1 vs. Seton Hall (11/27/10)

## Blocks

1 vs. Mercer (11/12/10)

## Steals

N/A

## Field Goals

2 vs. Seton Hall (11/27/10)

## Field Goal Attempts

5 vs. Seton Hall (11/27/10)

## 3-Point Field Goals

N/A

## 3-Point FG Attempts

N/A

## Free Throws

3 vs. Mercer (11/12/10)


## Free Throw Attempts

4 vs. Mercer (11/12/10)

## DAVIS CAREER STATISTICS

| Year         | GP-GS      | FG-FGA     | Pct         | 3FG-FGA    | Pct         | FT-FTA     | Pct         | O-D-T (Reb.) | Avg        | PF       | FO       | Ass      | TO       | Blk      | Stl      | Pts      | Avg        |
|--------------|------------|------------|-------------|------------|-------------|------------|-------------|--------------|------------|----------|----------|----------|----------|----------|----------|----------|------------|
| 2010-11      | 6-0        | 2-8        | .250        | 0-0        | .000        | 3-5        | .600        | 3-3-6        | 1.0        | 8        | 0        | 1        | 2        | 1        | 0        | 7        | 1.2        |
| <b>TOTAL</b> | <b>6-0</b> | <b>2-8</b> | <b>.250</b> | <b>0-0</b> | <b>.000</b> | <b>3-5</b> | <b>.600</b> | <b>3-3-6</b> | <b>1.0</b> | <b>8</b> | <b>0</b> | <b>1</b> | <b>2</b> | <b>1</b> | <b>0</b> | <b>7</b> | <b>1.2</b> |





# Camille GLYMPH

# #22

Freshman • Guard • 5-10

Greenville, S.C.

J.L. Mann High School

#### NOTES:

- Ranked as the No. 52 overall prospect in the country and No. 13 guard prospect by ESPN HoopGurlz
- Led her high school to two state championships
- Nominated to McDonald's All-America High School game

| Opponent             | Start | Min. | FG-A | 3PT-A | FT-A | O-D-T                 | PF | Ast. | TO | Blk. | St. | Pts. |
|----------------------|-------|------|------|-------|------|-----------------------|----|------|----|------|-----|------|
| MERCER               |       |      |      |       |      | --- DNP - INJURED --- |    |      |    |      |     |      |
| FLORIDA STATE        |       |      |      |       |      | --- DNP - INJURED --- |    |      |    |      |     |      |
| DUKE                 |       |      |      |       |      | --- DNP - INJURED --- |    |      |    |      |     |      |
| at South Florida     |       |      |      |       |      | --- DNP - INJURED --- |    |      |    |      |     |      |
| vs. Sacred Heart     |       |      |      |       |      | --- DNP - INJURED --- |    |      |    |      |     |      |
| vs. Seton Hall       |       |      |      |       |      | --- DNP - INJURED --- |    |      |    |      |     |      |
| SOUTH ALABAMA        |       |      |      |       |      | --- DNP - INJURED --- |    |      |    |      |     |      |
| TEMPLE               |       |      |      |       |      | --- DNP - INJURED --- |    |      |    |      |     |      |
| at George Washington |       |      |      |       |      |                       |    |      |    |      |     |      |
| vs. Purdue           |       |      |      |       |      |                       |    |      |    |      |     |      |
| at Chicago State     |       |      |      |       |      |                       |    |      |    |      |     |      |
| ALABAMA A&M          |       |      |      |       |      |                       |    |      |    |      |     |      |
| JACKSONVILLE STATE   |       |      |      |       |      |                       |    |      |    |      |     |      |
| at Alabama           |       |      |      |       |      |                       |    |      |    |      |     |      |
| FLORIDA              |       |      |      |       |      |                       |    |      |    |      |     |      |
| at Vanderbilt        |       |      |      |       |      |                       |    |      |    |      |     |      |
| OLE MISS             |       |      |      |       |      |                       |    |      |    |      |     |      |
| LSU                  |       |      |      |       |      |                       |    |      |    |      |     |      |
| at Mississippi State |       |      |      |       |      |                       |    |      |    |      |     |      |
| TENNESSEE            |       |      |      |       |      |                       |    |      |    |      |     |      |
| SOUTH CAROLINA       |       |      |      |       |      |                       |    |      |    |      |     |      |
| at Kentucky          |       |      |      |       |      |                       |    |      |    |      |     |      |
| MISSISSIPPI STATE    |       |      |      |       |      |                       |    |      |    |      |     |      |
| at LSU               |       |      |      |       |      |                       |    |      |    |      |     |      |
| at Arkansas          |       |      |      |       |      |                       |    |      |    |      |     |      |
| ALABAMA              |       |      |      |       |      |                       |    |      |    |      |     |      |
| at South Carolina    |       |      |      |       |      |                       |    |      |    |      |     |      |
| at Georgia           |       |      |      |       |      |                       |    |      |    |      |     |      |
| KENTUCKY             |       |      |      |       |      |                       |    |      |    |      |     |      |



# Courtney STRAIN

# #11

Freshman • Guard • 5-9

Woodland, Ala.

Woodland High School

## NOTES:

- Earned first collegiate start vs. Seton Hall, scoring 7 points
- Scored 3 points with 2 rebounds in collegiate debut vs. Mercer
- Broke the Alabama state scoring record as a junior, finished her career with 5,283 points - more than 1,000 than her nearest competitor
- Twice led the nation in scoring
- Was also a varsity cheerleader for six years, serving as captain as a senior
- Graduated as salutatorian of her graduating class

| Opponent             | Start | Min. | FG-A | 3PT-A | FT-A | O-D-T                           | PF | Ass. | TO | Blk. | St. | Pts. |
|----------------------|-------|------|------|-------|------|---------------------------------|----|------|----|------|-----|------|
| MERCER               | 7     |      | 1-3  | 1-1   | 0-0  | 1-1-2                           | 0  | 0    | 1  | 0    | 1   | 3    |
| FLORIDA STATE        | 4     |      | 1-1  | 0-0   | 0-0  | 0-1-1                           | 1  | 0    | 1  | 0    | 0   | 2    |
| DUKE                 | 6     |      | 0-0  | 0-0   | 0-0  | 0-0-0                           | 0  | 0    | 0  | 0    | 0   | 0    |
| at South Florida     |       |      |      |       |      | --- DNP - COACHES' DECISION --- |    |      |    |      |     |      |
| vs. Sacred Heart     | 15    |      | 0-6  | 0-3   | 3-6  | 0-0-0                           | 1  | 0    | 1  | 0    | 1   | 3    |
| vs. Seton Hall       | *     | 20   | 2-6  | 1-3   | 2-2  | 0-1-1                           | 1  | 0    | 3  | 0    | 1   | 7    |
| SOUTH ALABAMA        | 12    |      | 0-2  | 0-0   | 0-0  | 0-0-0                           | 1  | 0    | 2  | 0    | 0   | 0    |
| TEMPLE               |       |      |      |       |      |                                 |    |      |    |      |     |      |
| at George Washington |       |      |      |       |      |                                 |    |      |    |      |     |      |
| vs. Purdue           |       |      |      |       |      |                                 |    |      |    |      |     |      |
| at Chicago State     |       |      |      |       |      |                                 |    |      |    |      |     |      |
| ALABAMA A&M          |       |      |      |       |      |                                 |    |      |    |      |     |      |
| JACKSONVILLE STATE   |       |      |      |       |      |                                 |    |      |    |      |     |      |
| at Alabama           |       |      |      |       |      |                                 |    |      |    |      |     |      |
| FLORIDA              |       |      |      |       |      |                                 |    |      |    |      |     |      |
| at Vanderbilt        |       |      |      |       |      |                                 |    |      |    |      |     |      |
| OLE MISS             |       |      |      |       |      |                                 |    |      |    |      |     |      |
| LSU                  |       |      |      |       |      |                                 |    |      |    |      |     |      |
| at Mississippi State |       |      |      |       |      |                                 |    |      |    |      |     |      |
| TENNESSEE            |       |      |      |       |      |                                 |    |      |    |      |     |      |
| SOUTH CAROLINA       |       |      |      |       |      |                                 |    |      |    |      |     |      |
| at Kentucky          |       |      |      |       |      |                                 |    |      |    |      |     |      |
| MISSISSIPPI STATE    |       |      |      |       |      |                                 |    |      |    |      |     |      |
| at LSU               |       |      |      |       |      |                                 |    |      |    |      |     |      |
| at Arkansas          |       |      |      |       |      |                                 |    |      |    |      |     |      |
| ALABAMA              |       |      |      |       |      |                                 |    |      |    |      |     |      |
| at South Carolina    |       |      |      |       |      |                                 |    |      |    |      |     |      |
| at Georgia           |       |      |      |       |      |                                 |    |      |    |      |     |      |
| KENTUCKY             |       |      |      |       |      |                                 |    |      |    |      |     |      |

## STRAIN CAREER STATISTICS

| Year    | GP-GS | FG-FGA | Pct  | 3FG-FGA | Pct  | FT-FTA | Pct  | O-D-T (Reb.) | Avg | PF | FO | Ass | TO | Blk | Stl | Pts | Avg |
|---------|-------|--------|------|---------|------|--------|------|--------------|-----|----|----|-----|----|-----|-----|-----|-----|
| 2010-11 | 6-1   | 4-18   | .222 | 2-7     | .286 | 5-8    | .625 | 1-3-4        | 0.7 | 4  | 0  | 0   | 7  | 0   | 3   | 15  | 2.5 |
| TOTAL   | 6-1   | 4-18   | .222 | 2-7     | .286 | 5-8    | .625 | 1-3-4        | 0.7 | 4  | 0  | 0   | 7  | 0   | 3   | 15  | 2.5 |

## CAREER HIGHS

## Points

7 vs. Seton Hall (11/27/10)

## Rebounds

2 vs. Mercer (11/12/10)

## Assists

N/A

## Blocks

1 vs. Mercer (11/12/10)

## Steals

1 3 times, last vs. Seton Hall (11/27/10)

## Field Goals

2 vs. Seton Hall (11/27/10)

## Field Goal Attempts

6 twice, last vs. Seton Hall (11/27/10)

## 3-Point Field Goals

1 twice, last vs. Seton Hall (11/27/10)

## 3-Point FG Attempts


3 twice, last vs. Seton Hall (11/27/10)

## Free Throws

3 vs. Sacred Heart (11/26/10)

## Free Throw Attempts

6 vs. Sacred Heart (11/26/10)



# Tyrese TANNER

# #32

Freshman • Forward • 6-2

Birmingham, Ala.

Hoover High School

## NOTES:

- Started the last two games, averaging 3.5 points, 4.5 rebounds, 1.0 blocks and 1.5 steals as a starter
- Named to Junkanoo Jam All-Tournament Team
- Earned her first collegiate start against Seton Hall on Nov. 27
- Scored season-high 10 points in 21 minutes against Sacred Heart, also tallied three steals
- Scored 4 points with 3 rebounds in collegiate debut vs. Mercer
- Ranked as the No. 75 overall prospect and No. 13 wing prospect in the country by ESPN HoopGurlz
- Selected to McDonald's All-America game but sat out because of injury
- Named Alabama 6A Player of the Year as a senior

| Opponent         | Start | Min. | FG-A | 3PT-A | FT-A | O-D-T | PF | Ass. | TO | Blk. | St. | Pts. |
|------------------|-------|------|------|-------|------|-------|----|------|----|------|-----|------|
| MERCER           |       | 10   | 1-7  | 1-4   | 1-2  | 2-1-3 | 1  | 2    | 1  | 1    | 0   | 4    |
| FLORIDA STATE    |       | 2    | 0-2  | 0-0   | 0-0  | 1-0-1 | 0  | 0    | 0  | 0    | 1   | 0    |
| DUKE             |       | 8    | 2-4  | 2-4   | 0-0  | 0-1-1 | 1  | 0    | 1  | 0    | 0   | 6    |
| at South Florida |       | 19   | 1-3  | 0-0   | 0-0  | 1-2-3 | 4  | 3    | 1  | 1    | 0   | 2    |
| vs. Sacred Heart |       | 21   | 4-8  | 0-2   | 2-3  | 1-1-2 | 1  | 0    | 1  | 0    | 3   | 10   |
| vs. Seton Hall   | *     | 20   | 1-7  | 0-2   | 0-3  | 2-3-5 | 3  | 1    | 4  | 0    | 2   | 2    |
| SOUTH ALABAMA    | *     | 15   | 2-3  | 0-1   | 1-2  | 1-3-4 | 3  | 0    | 1  | 2    | 1   | 5    |

## TEMPLE

at George Washington

vs. Purdue

at Chicago State

ALABAMA A&amp;M

JACKSONVILLE STATE

at Alabama

FLORIDA

at Vanderbilt

OLE MISS

LSU

at Mississippi State

TENNESSEE

SOUTH CAROLINA

at Kentucky

MISSISSIPPI STATE

at LSU

at Arkansas

ALABAMA

at South Carolina

at Georgia

KENTUCKY

## CAREER HIGHS

## Points

10 vs. Sacred Heart (11/26/10)

## Rebounds

5 vs. Seton Hall (11/27/10)

## Assists

3 at South Florida (11/22/10)

## Blocks

2 vs. South Alabama (12/2/10)

## Steals

3 vs. Sacred Heart (11/26/10)

## Field Goals

4 vs. Sacred Heart (11/26/10)

## Field Goal Attempts

8 vs. Sacred Heart (11/26/10)

## 3-Point Field Goals

2 vs. Duke (11/18/10)

## 3-Point FG Attempts

4 twice, last vs. Duke (11/18/10)

## Free Throws

2 vs. Sacred Heart (11/26/10)

## Free Throw Attempts

3 twice, last vs. Seton Hall (11/27/10)

## TANNER CAREER STATISTICS

| Year         | GP-GS      | FG-FGA       | Pct         | 3FG-FGA     | Pct         | FT-FTA      | Pct         | O-D-T (Reb.)   | Avg        | PF        | FO       | Ass      | TO       | Blk      | Stl      | Pts       | Avg        |
|--------------|------------|--------------|-------------|-------------|-------------|-------------|-------------|----------------|------------|-----------|----------|----------|----------|----------|----------|-----------|------------|
| 2010-11      | 7-2        | 11-34        | .324        | 3-13        | .231        | 4-10        | .400        | 8-11-19        | 2.7        | 13        | 0        | 6        | 9        | 4        | 7        | 29        | 4.1        |
| <b>TOTAL</b> | <b>7-2</b> | <b>11-34</b> | <b>.324</b> | <b>3-13</b> | <b>.231</b> | <b>4-10</b> | <b>.400</b> | <b>8-11-19</b> | <b>2.7</b> | <b>13</b> | <b>0</b> | <b>6</b> | <b>9</b> | <b>4</b> | <b>7</b> | <b>29</b> | <b>4.1</b> |



# Jassany WILLIAMS

# #25

Freshman • Forward • 6-2

Davie, Fla.

Nova High School

## NOTES:

- Came off the bench to score career high 13 points vs. South Alabama
- Has played at least 10 minutes per game in six of the first seven games, emerging as the first player off the bench
- Ranked as the No. 59 overall prospect and No. 7 post prospect in the country by ESPN HoopGurlz
- Led her high school to first-ever state championship appearance, finishing runner-up
- Runner-up for Florida 5A Player of the Year

| Opponent             | Start | Min. | FG-A | 3PT-A | FT-A | O-D-T | PF | Ass. | TO | Blk. | St. | Pts. |
|----------------------|-------|------|------|-------|------|-------|----|------|----|------|-----|------|
| MERCER               | 18    |      | 4-13 | 0-0   | 1-2  | 5-1-6 | 3  | 0    | 1  | 2    | 2   | 9    |
| FLORIDA STATE        | 26    |      | 2-6  | 0-0   | 1-2  | 1-2-3 | 5  | 0    | 3  | 2    | 3   | 5    |
| DUKE                 | 16    |      | 0-2  | 0-0   | 0-0  | 1-1-2 | 1  | 0    | 2  | 0    | 0   | 0    |
| at South Florida     | 10    |      | 1-6  | 0-0   | 0-0  | 2-1-3 | 1  | 0    | 2  | 0    | 0   | 2    |
| vs. Sacred Heart     | 8     |      | 0-3  | 0-0   | 0-0  | 0-2-2 | 2  | 0    | 0  | 0    | 0   | 0    |
| vs. Seton Hall       | 18    |      | 3-4  | 0-0   | 2-2  | 3-4-7 | 2  | 1    | 0  | 2    | 0   | 8    |
| SOUTH ALABAMA        | 23    |      | 5-7  | 0-0   | 3-6  | 2-2-4 | 1  | 0    | 0  | 0    | 0   | 13   |
| TEMPLE               |       |      |      |       |      |       |    |      |    |      |     |      |
| at George Washington |       |      |      |       |      |       |    |      |    |      |     |      |
| vs. Purdue           |       |      |      |       |      |       |    |      |    |      |     |      |
| at Chicago State     |       |      |      |       |      |       |    |      |    |      |     |      |
| ALABAMA A&M          |       |      |      |       |      |       |    |      |    |      |     |      |
| JACKSONVILLE STATE   |       |      |      |       |      |       |    |      |    |      |     |      |
| at Alabama           |       |      |      |       |      |       |    |      |    |      |     |      |
| FLORIDA              |       |      |      |       |      |       |    |      |    |      |     |      |
| at Vanderbilt        |       |      |      |       |      |       |    |      |    |      |     |      |
| OLE MISS             |       |      |      |       |      |       |    |      |    |      |     |      |
| LSU                  |       |      |      |       |      |       |    |      |    |      |     |      |
| at Mississippi State |       |      |      |       |      |       |    |      |    |      |     |      |
| TENNESSEE            |       |      |      |       |      |       |    |      |    |      |     |      |
| SOUTH CAROLINA       |       |      |      |       |      |       |    |      |    |      |     |      |
| at Kentucky          |       |      |      |       |      |       |    |      |    |      |     |      |
| MISSISSIPPI STATE    |       |      |      |       |      |       |    |      |    |      |     |      |
| at LSU               |       |      |      |       |      |       |    |      |    |      |     |      |
| at Arkansas          |       |      |      |       |      |       |    |      |    |      |     |      |
| ALABAMA              |       |      |      |       |      |       |    |      |    |      |     |      |
| at South Carolina    |       |      |      |       |      |       |    |      |    |      |     |      |
| at Georgia           |       |      |      |       |      |       |    |      |    |      |     |      |
| KENTUCKY             |       |      |      |       |      |       |    |      |    |      |     |      |

## WILLIAMS CAREER STATISTICS

| Year    | GP-GS | FG-FGA | Pct  | 3FG-FGA | Pct  | FT-FTA | Pct  | O-D-T (Reb.) | Avg | PF | FO | Ass | TO | Blk | Stl | Pts | Avg |
|---------|-------|--------|------|---------|------|--------|------|--------------|-----|----|----|-----|----|-----|-----|-----|-----|
| 2010-11 | 7-0   | 15-41  | .366 | 0-0     | .000 | 7-12   | .583 | 14-13-27     | 3.9 | 15 | 1  | 1   | 8  | 6   | 5   | 37  | 5.3 |
| TOTAL   | 7-0   | 15-41  | .366 | 0-0     | .000 | 7-12   | .583 | 14-13-27     | 3.9 | 15 | 1  | 1   | 8  | 6   | 5   | 37  | 5.3 |

## CAREER HIGHS

|                            |                              |            |
|----------------------------|------------------------------|------------|
| <b>Points</b>              |                              |            |
| 13                         | vs. South Alabama            | (12/2/10)  |
| <b>Rebounds</b>            |                              |            |
| 7                          | vs. Seton Hall               | (11/27/10) |
| <b>Assists</b>             |                              |            |
| 1                          | vs. Seton Hall               | (11/27/10) |
| <b>Blocks</b>              |                              |            |
| 2                          | 3 times, last vs. Seton Hall | (11/27/10) |
| <b>Steals</b>              |                              |            |
| 3                          | vs. Florida State            | (11/15/10) |
| <b>Field Goals</b>         |                              |            |
| 5                          | vs. South Alabama            | (12/2/10)  |
| <b>Field Goal Attempts</b> |                              |            |
| 13                         | vs. Mercer                   | (11/12/10) |
| <b>3-Point Field Goals</b> |                              |            |
|                            |                              | N/A        |
| <b>3-Point FG Attempts</b> |                              |            |
|                            |                              | N/A        |
| <b>Free Throws</b>         |                              |            |
| 3                          | vs. South Alabama            | (12/2/10)  |
| <b>Free Throw Attempts</b> |                              |            |
| 6                          | vs. South Alabama            | (12/2/10)  |

**Game 1: Nov. 12, 2010**  
**Auburn 79, Mercer 61**  
**Auburn Arena**  
**Auburn, Ala.**  
**First Game In Auburn Arena**

Official Basketball Box Score -- Game Totals -- Final Statistics

Mercer vs Auburn

11-12-10 5 p.m. at Auburn, Ala. - Auburn Arena

VISITORS: Mercer (0-1)

| #           | Player            | fg-fga | 3fg-fga | ft-fa | rebounds |    | pf | tp | a  | to | blk | s | min   |
|-------------|-------------------|--------|---------|-------|----------|----|----|----|----|----|-----|---|-------|
|             |                   |        |         |       | of       | de |    |    |    |    |     |   |       |
| 05          | SMITH, Sharmesia* | 1-3    | 0-0     | 2-2   | 1        | 6  | 7  | 2  | 4  | 0  | 0   | 1 | 0 27  |
| 14          | PHILLIPS, Alex*   | 3-7    | 1-1     | 2-4   | 2        | 6  | 8  | 1  | 9  | 1  | 2   | 1 | 0 23  |
| 02          | WILLIAMS, Briana* | 7-17   | 5-10    | 4-7   | 1        | 1  | 2  | 1  | 23 | 1  | 2   | 0 | 0 27  |
| 21          | GRANT, Kendra*    | 1-5    | 0-1     | 0-0   | 5        | 3  | 8  | 5  | 2  | 1  | 1   | 0 | 1 21  |
| 22          | BOYKIN, Sharnae*  | 5-13   | 1-4     | 0-0   | 0        | 1  | 3  | 11 | 6  | 9  | 0   | 1 | 38    |
| 10          | BARNES, Ariel     | 0-0    | 0-0     | 0-0   | 0        | 0  | 0  | 0  | 0  | 0  | 1   | 0 | 0 1   |
| 11          | CLANTON, Rebecca  | 0-2    | 0-2     | 0-0   | 0        | 1  | 1  | 0  | 0  | 1  | 2   | 0 | 0 3   |
| 23          | HAZEL, Brittnae   | 0-3    | 0-0     | 2-4   | 2        | 3  | 5  | 3  | 2  | 0  | 2   | 0 | 0 17  |
| 24          | BLAKNEY, Keema    | 2-7    | 1-3     | 0-0   | 2        | 0  | 2  | 0  | 5  | 0  | 0   | 0 | 1 15  |
| 30          | CARTER, Courtney  | 0-1    | 0-0     | 0-0   | 2        | 2  | 4  | 1  | 0  | 0  | 0   | 0 | 0 12  |
| 31          | CHATHAM, Amber    | 2-4    | 1-2     | 0-0   | 0        | 2  | 2  | 1  | 5  | 1  | 0   | 0 | 1 16  |
| TEAM        |                   |        |         |       | 1        | 1  |    |    |    |    |     |   |       |
| Totals..... |                   | 21-62  | 9-23    | 10-17 | 15       | 26 | 41 | 17 | 61 | 11 | 19  | 2 | 4 200 |

HOME: Auburn (1-0)

| #           | Player             | fg-fga | 3fg-fga | ft-fa | rebounds |    | pf | tp | a  | to | blk | s  | min  |
|-------------|--------------------|--------|---------|-------|----------|----|----|----|----|----|-----|----|------|
|             |                    |        |         |       | of       | de |    |    |    |    |     |    |      |
| 14          | Alverson, Blanche* | 3-10   | 3-9     | 2-2   | 1        | 2  | 3  | 0  | 11 | 3  | 2   | 0  | 1 25 |
| 21          | Greenleaf, Jordan* | 6-9    | 0-1     | 4-5   | 5        | 7  | 12 | 2  | 16 | 2  | 1   | 1  | 3 30 |
| 01          | Toles, Morgan*     | 1-5    | 0-0     | 0-0   | 1        | 5  | 6  | 1  | 2  | 6  | 1   | 0  | 0 27 |
| 04          | Simmons, Parrisha* | 0-1    | 0-0     | 1-6   | 4        | 1  | 5  | 1  | 1  | 3  | 0   | 0  | 2 19 |
| 05          | Smalley, Alli*     | 6-15   | 1-5     | 3-4   | 1        | 3  | 4  | 2  | 16 | 1  | 4   | 1  | 2 26 |
| 02          | Jennings, Morgan   | 2-2    | 0-0     | 2-2   | 1        | 2  | 1  | 6  | 1  | 1  | 0   | 3  | 14   |
| 11          | Strain, Courtney   | 1-3    | 1-1     | 0-0   | 1        | 1  | 2  | 0  | 3  | 0  | 1   | 0  | 1 7  |
| 20          | West, Pascale      | 2-3    | 0-0     | 0-0   | 0        | 1  | 1  | 4  | 4  | 0  | 0   | 0  | 0 8  |
| 23          | Hilliard, Chantel  | 2-3    | 0-0     | 0-0   | 0        | 3  | 3  | 0  | 4  | 0  | 1   | 0  | 1 13 |
| 25          | Williams, Jassany  | 4-13   | 0-0     | 1-2   | 5        | 1  | 6  | 3  | 9  | 0  | 1   | 2  | 2 18 |
| 32          | Tanner, Tyrese     | 1-7    | 1-4     | 1-2   | 2        | 1  | 3  | 1  | 4  | 2  | 1   | 1  | 0 10 |
| 34          | Davis, Peyton      | 0-1    | 0-0     | 3-4   | 0        | 0  | 0  | 2  | 3  | 0  | 0   | 1  | 0 3  |
| TEAM        |                    |        |         |       | 2        | 3  | 5  |    |    |    |     |    |      |
| Totals..... |                    | 28-72  | 6-20    | 17-27 | 23       | 52 | 17 | 79 | 18 | 13 | 6   | 15 | 200  |

Officials: Dock Sisk (R), Amy Bonner (U1), Barry Roberts (U2)

Technical fouls: Mercer-None. Auburn-None.

Attendance: 2459

| Score by Periods | 1st | 2nd | Total |
|------------------|-----|-----|-------|
| Mercer           | 20  | 41  | 61    |
| Auburn           | 40  | 39  | 79    |

AUBURN - Senior Jordan Greenleaf led the Tigers with a double-double, scoring 16 points with 12 rebounds, as the Auburn women's basketball team opened the new Auburn Arena with a 79-61 win over Mercer. Senior Alli Smalley also scored 16 points with sophomore Blanche Alverson adding 11.

A crowd of nearly 2,500 came out for the inaugural game in the new facility. The Tigers took on Mercer as part of a doubleheader with the Auburn men's basketball team.

Alverson scored the first Auburn basket in the new facility, draining a three-pointer at the 19:04 mark. Her nine first-half points were a team-high as the Tigers took a 40-20 lead into the locker room.

The Tigers saw their largest lead of the day at the 15:38 mark of the second half as back-to-back jumpers from Greenleaf forced a Mercer timeout. The Bears' freshman Briana Williams then opened up on a hot streak to close the second half, scoring 20 points while shooting 7-of-10 from the field. She finished with a game-high 23 points.

All 12 active Tigers saw action and scored in the game with the freshman class combining for 19 points and 11 rebounds. Jassany Williams led the newcomers with nine points and six boards in 18 minutes of action. The Davie, Fla., native also led the Tigers in blocks with two.

The Tigers shot 28-of-72 from the field, 17-of-27 from the line and 6-of-20 from three-point land. Auburn also out-rebounded the Bears, 52-41.

**Game 2: Nov. 15, 2010**  
**Auburn 61, #16/14 Florida State 67**  
**Auburn Arena**  
**Auburn, Ala.**

Official Basketball Box Score -- Game Totals -- Final Statistics

Florida State vs Auburn

11-15-10 6 p.m. at Auburn, Ala. - Auburn Arena

VISITORS: #16/14 Florida State (2-0)

| #           | Player               | fg-fga | 3fg-fga | ft-fa | rebounds |    | pf | tp | a  | to | blk | s | min   |
|-------------|----------------------|--------|---------|-------|----------|----|----|----|----|----|-----|---|-------|
|             |                      |        |         |       | of       | de |    |    |    |    |     |   |       |
| 33          | Natasha Howard*      | 6-9    | 2-3     | 0-0   | 3        | 6  | 9  | 4  | 14 | 2  | 9   | 2 | 0 29  |
| 54          | Gierra Bravard*      | 3-6    | 0-0     | 6-8   | 3        | 7  | 10 | 4  | 12 | 1  | 2   | 0 | 0 23  |
| 03          | Alexa Deluzio*       | 6-13   | 2-5     | 9-9   | 4        | 2  | 6  | 3  | 23 | 2  | 2   | 0 | 1 34  |
| 05          | Christian Hunnicutt* | 1-4    | 0-1     | 1-2   | 3        | 1  | 4  | 3  | 3  | 3  | 0   | 1 | 36    |
| 12          | Courtney Ward*       | 0-6    | 0-4     | 0-0   | 1        | 2  | 3  | 1  | 0  | 2  | 7   | 0 | 3 34  |
| 00          | Chasity Clayton      | 3-10   | 1-2     | 0-0   | 1        | 3  | 4  | 1  | 7  | 0  | 3   | 0 | 1 15  |
| 22          | Olivia Bresnahan     | 0-1    | 0-0     | 0-0   | 0        | 2  | 2  | 1  | 0  | 0  | 0   | 0 | 0 9   |
| 34          | Chelsea Davis        | 3-4    | 0-0     | 2-3   | 1        | 4  | 5  | 1  | 8  | 0  | 3   | 0 | 0 20  |
| TEAM        |                      |        |         |       | 1        | 3  | 4  |    |    |    |     |   |       |
| Totals..... |                      | 22-53  | 5-15    | 18-22 | 17       | 30 | 47 | 18 | 67 | 10 | 29  | 2 | 6 200 |

HOME: Auburn (1-1)

| #           | Player             | fg-fga | 3fg-fga | ft-fa | rebounds |    | pf | tp | a  | to | blk | s | min    |
|-------------|--------------------|--------|---------|-------|----------|----|----|----|----|----|-----|---|--------|
|             |                    |        |         |       | of       | de |    |    |    |    |     |   |        |
| 14          | Alverson, Blanche* | 7-12   | 2-3     | 0-0   | 2        | 0  | 2  | 4  | 16 | 0  | 0   | 1 | 31     |
| 21          | Greenleaf, Jordan* | 5-13   | 1-1     | 4-5   | 4        | 5  | 9  | 4  | 15 | 0  | 4   | 2 | 3 39   |
| 01          | Toles, Morgan*     | 7-14   | 0-0     | 1-4   | 1        | 2  | 3  | 1  | 15 | 7  | 4   | 0 | 3 34   |
| 04          | Simmons, Parrisha* | 1-2    | 0-0     | 0-0   | 0        | 1  | 1  | 1  | 2  | 0  | 0   | 0 | 0 13   |
| 05          | Smalley, Alli*     | 2-15   | 1-6     | 1-2   | 0        | 2  | 2  | 2  | 6  | 3  | 4   | 1 | 1 33   |
| 02          | Jennings, Morgan   | 0-1    | 0-0     | 0-0   | 1        | 1  | 2  | 0  | 0  | 2  | 1   | 0 | 0 9    |
| 11          | Strain, Courtney   | 1-1    | 0-0     | 0-0   | 0        | 1  | 1  | 2  | 0  | 1  | 0   | 0 | 4      |
| 20          | West, Pascale      | 0-0    | 0-0     | 0-0   | 0        | 0  | 0  | 0  | 0  | 0  | 0   | 0 | 0 2    |
| 23          | Hilliard, Chantel  | 0-0    | 0-0     | 0-0   | 0        | 0  | 0  | 0  | 0  | 0  | 1   | 0 | 6      |
| 25          | Williams, Jassany  | 2-6    | 0-0     | 1-2   | 1        | 2  | 3  | 5  | 5  | 0  | 3   | 2 | 3 26   |
| 32          | Tanner, Tyrese     | 0-2    | 0-0     | 0-0   | 1        | 0  | 1  | 0  | 0  | 0  | 0   | 0 | 1 2    |
| 34          | Davis, Peyton      | 0-0    | 0-0     | 0-0   | 0        | 0  | 0  | 0  | 0  | 0  | 0   | 0 | 1      |
| TEAM        |                    |        |         |       | 2        | 3  | 5  |    |    |    |     |   |        |
| Totals..... |                    | 25-66  | 4-10    | 7-13  | 12       | 17 | 29 | 19 | 61 | 12 | 17  | 6 | 12 200 |

Officials: Dee Kantner (R), Bob Trammell (U1), Eric Brewton (U2)

Technical fouls: Florida State-None. Auburn-None.

Attendance: 2176

| Score by Periods | 1st | 2nd | Total |
|------------------|-----|-----|-------|
| Florida State    | 23  | 44  | 67    |
| Auburn           | 30  | 31  | 61    |

AUBURN - After taking a seven-point lead at halftime, the Auburn women's basketball team could not hold off the second-half surge from No. 16/14 Florida State as the Seminoles pulled out the 67-61 win, handing the Tigers their first loss in Auburn Arena.

Sophomore Blanche Alverson led the Tigers in scoring with 16, shooting 7-of-12 from the field and connecting on 2-of-3 from beyond the arc. Senior Jordan Greenleaf and sophomore Morgan Toles each knocked down 15. Greenleaf led the team with nine rebounds.

The Tigers tallied 12 steals, forcing 29 Seminole turnovers. Auburn then turned those 29 turnovers into 29 points on the other end of the floor. Greenleaf, Toles and freshman Jassany Williams led Auburn with three steals each.

The Tigers found themselves down, 23-14, at 7:04 in the first half before opening up a 16-0 run to close the period. Williams, Smalley and Greenleaf combined for four blocks as the Tigers forced seven turnovers to take a 30-23 lead into the break. Toles closed the final 3:54 of the second half with four points and three assists.

The Seminoles answered with a surge of their own in the second half, using an early 10-0 run to re-take the lead. Florida State used a 12-4 run down the stretch, fueled by its free throw shooting, to come away with the win.

As a team, the Tigers were 25-of-66 from the field for 37.9 percent. Auburn shot 7-of-13 from the stripe and 4-of-10 from 3-point land. Florida State out-rebounded Auburn, 47-29.

**Game 3: Nov. 18, 2010**  
**Auburn 62, #6/6 Duke 75**  
**Auburn Arena**  
**Auburn, Ala.**

Official Basketball Box Score -- Game Totals -- Final Statistics

Duke vs Auburn

11-18-10 6 p.m. CT at Auburn, Ala. - Auburn Arena

VISITORS: Duke (3-0)

| #           | Player             | fg-fga | 3fg-fga | ft-fa | rebounds |    | pf | tp | a  | to | blk | s | min    |
|-------------|--------------------|--------|---------|-------|----------|----|----|----|----|----|-----|---|--------|
|             |                    |        |         |       | of       | de |    |    |    |    |     |   |        |
| 13          | Christmas, Karima* | 4-8    | 1-4     | 1-1   | 1        | 2  | 3  | 1  | 10 | 0  | 1   | 1 | 1 32   |
| 24          | Scheer, Kathleen*  | 0-5    | 0-1     | 0-0   | 3        | 1  | 4  | 2  | 0  | 0  | 0   | 1 | 1 13   |
| 34          | Thomas, Krystal*   | 5-6    | 0-0     | 1-2   | 4        | 3  | 7  | 3  | 11 | 0  | 3   | 0 | 2 26   |
| 04          | Wells, Chloe*      | 2-6    | 1-3     | 0-0   | 0        | 0  | 1  | 5  | 1  | 2  | 0   | 3 | 22     |
| 05          | Thomas, Jasmine*   | 7-13   | 1-4     | 1-2   | 0        | 2  | 2  | 3  | 16 | 5  | 3   | 1 | 3 35   |
| 03          | Selby, Shay        | 1-1    | 0-0     | 0-0   | 0        | 2  | 2  | 2  | 2  | 2  | 2   | 0 | 0 12   |
| 12          | Gray, Chelsea      | 3-6    | 1-3     | 6-6   | 0        | 2  | 2  | 0  | 13 | 1  | 3   | 0 | 3 14   |
| 15          | Jackson, Richa     | 0-1    | 0-1     | 0-0   | 0        | 1  | 1  | 0  | 0  | 0  | 0   | 0 | 0 2    |
| 32          | Liston, Tricia     | 2-4    | 0-2     | 0-0   | 0        | 0  | 0  | 0  | 4  | 0  | 0   | 0 | 0 4    |
| 33          | Peters, Haley      | 5-9    | 0-0     | 0-2   | 4        | 6  | 5  | 10 | 1  | 2  | 0   | 1 | 20     |
| 43          | Vernerey, Allison  | 1-1    | 0-0     | 2-2   | 2        | 1  | 3  | 2  | 4  | 0  | 1   | 2 | 1 20   |
| TEAM        |                    |        |         |       | 1        | 1  |    |    |    |    |     |   |        |
| Totals..... |                    | 30-60  | 4-18    | 11-13 | 12       | 19 | 31 | 19 | 75 | 10 | 17  | 5 | 15 200 |

HOME: Auburn (1-2)

| #           | Player             | fg-fga | 3fg-fga | ft-fa | rebounds |    |     |    |    |    |    |     |   |     |
|-------------|--------------------|--------|---------|-------|----------|----|-----|----|----|----|----|-----|---|-----|
|             |                    |        |         |       | of       | de | tot | pf | tp | a  | to | blk | s | min |
| 14          | Alverson, Blanche* | 3-10   | 2-8     | 1-2   | 0        | 7  | 7   | 1  | 9  | 2  | 2  | 0   | 1 | 33  |
| 21          | Greenleaf, Jordan* | 3-8    | 0-2     | 2-4   | 3        | 3  | 6   | 3  | 8  | 0  | 4  | 0   | 1 | 38  |
| 01          | Toles, Morgan*     | 5-10   | 0-0     | 2-4   | 2        | 0  | 2   | 3  | 12 | 5  | 4  | 0   | 2 | 28  |
| 04          | Simmons, Parrisha* | 1-3    | 0-0     | 2-4   | 1        | 0  | 1   | 1  | 4  | 1  | 1  | 0   | 2 | 12  |
| 05          | Smalley, Alli*     | 3-4    | 2-3     | 4-4   | 1        | 2  | 3   | 2  | 12 | 3  | 4  | 0   | 0 | 26  |
| 02          | Jennings, Morgan   | 1-3    | 0-0     | 3-4   | 0        | 2  | 2   | 5  | 1  | 3  | 0  | 1   | 0 | 16  |
| 11          | Strain, Courtney   | 0-0    | 0-0     | 0-0   | 0        | 0  | 0   | 0  | 0  | 0  | 0  | 0   | 0 | 6   |
| 20          | West, Pascale      | 1-1    | 0-0     | 0-0   | 0        | 0  | 0   | 2  | 0  | 0  | 0  | 0   | 0 | 3   |
| 23          | Hilliard, Chantel  | 1-5    | 0-0     | 2-2   | 3        | 1  | 4   | 1  | 4  | 1  | 0  | 0   | 1 | 12  |
| 25          | Williams, Jassany  | 0-2    | 0-0     | 0-0   | 1        | 2  | 1   | 0  | 0  | 2  | 0  | 0   | 0 | 16  |
| 32          | Tanner, Tyrese     | 2-4    | 2-4     | 0-0   | 1        | 1  | 1   | 6  | 0  | 1  | 0  | 0   | 8 |     |
| 34          | Davis, Peyton      | 0-0    | 0-0     | 0-0   | 0        | 0  | 2   | 0  | 0  | 0  | 0  | 0   | 2 |     |
| TEAM        |                    | 2      |         |       |          | 1  | 3   |    |    |    |    |     |   |     |
| Totals..... |                    | 20-50  | 6-17    | 16-24 | 13       | 18 | 31  | 17 | 62 | 13 | 21 | 0   | 8 | 200 |



**Game 4: Nov. 22, 2010**  
**Auburn 49, South Florida 67**  
**Sun Dome**  
**Tampa, Fla.**

Official Basketball Box Score -- Game Totals -- Final Statistics  
 Auburn vs South Florida  
 11-22-10 7 P.M. at USF Sun Dome, Tampa, Fla.

VISITORS: Auburn (1-3)

| #           | Player             | fg-fga | 3fg-fga | ft-fa | rebounds |    | pf | tp | a  | to | blk | s | min   |
|-------------|--------------------|--------|---------|-------|----------|----|----|----|----|----|-----|---|-------|
|             |                    |        |         |       | of       | de |    |    |    |    |     |   |       |
| 14          | Alverson, Blanche* | 3-11   | 2-8     | 0-0   | 1        | 1  | 2  | 3  | 8  | 0  | 1   | 0 | 29    |
| 21          | Greenleaf, Jordan* | 5-13   | 0-0     | 3-4   | 7        | 3  | 10 | 0  | 13 | 1  | 3   | 1 | 38    |
| 01          | Toles, Morgan*     | 0-4    | 0-1     | 3-4   | 0        | 2  | 2  | 1  | 3  | 3  | 1   | 0 | 27    |
| 04          | Simmons, Parrisha* | 0-0    | 0-0     | 0-2   | 0        | 1  | 1  | 2  | 0  | 0  | 0   | 0 | 12    |
| 05          | Smalley, Alli*     | 1-11   | 0-4     | 2-3   | 0        | 0  | 0  | 2  | 4  | 0  | 0   | 0 | 22    |
| 02          | Jennings, Morgan   | 0-4    | 0-0     | 1-2   | 2        | 1  | 3  | 1  | 1  | 2  | 1   | 0 | 16    |
| 23          | Hilliard, Chantel  | 7-9    | 0-0     | 2-2   | 4        | 3  | 7  | 1  | 16 | 0  | 0   | 0 | 23    |
| 25          | Williams, Jassany  | 1-6    | 0-0     | 0-0   | 2        | 1  | 3  | 1  | 2  | 0  | 2   | 0 | 10    |
| 32          | Tanner, Tyrese     | 1-3    | 0-0     | 0-0   | 1        | 2  | 3  | 4  | 2  | 3  | 1   | 1 | 19    |
| 34          | Davis, Peyton      | 0-1    | 0-0     | 0-0   | 1        | 2  | 3  | 1  | 0  | 0  | 1   | 0 | 4     |
| TEAM        |                    |        |         |       |          | 4  | 1  | 5  |    |    |     |   |       |
| Totals..... |                    | 18-62  | 2-13    | 11-17 | 22       | 17 | 39 | 16 | 49 | 9  | 10  | 2 | 1 200 |

HOME: South Florida (3-2)

| #           | Player              | fg-fga | 3fg-fga | ft-fa | rebounds |    | pf | tp | a  | to | blk | s | min   |
|-------------|---------------------|--------|---------|-------|----------|----|----|----|----|----|-----|---|-------|
|             |                     |        |         |       | of       | de |    |    |    |    |     |   |       |
| 04          | CONNER, Tiffany*    | 2-4    | 1-2     | 2-2   | 1        | 3  | 4  | 2  | 7  | 3  | 2   | 1 | 0 22  |
| 11          | GRANT, Porche*      | 4-5    | 0-0     | 0-0   | 1        | 6  | 7  | 3  | 8  | 0  | 3   | 4 | 1 30  |
| 01          | WYNNE, Jasmine*     | 1-2    | 0-0     | 2-3   | 1        | 4  | 5  | 3  | 4  | 3  | 2   | 1 | 1 30  |
| 03          | SAUNDERS, Kanisha*  | 2-8    | 1-2     | 0-0   | 0        | 1  | 1  | 5  | 7  | 1  | 0   | 2 | 32    |
| 21          | SMITH, Andrea*      | 12-22  | 8-13    | 1-2   | 2        | 3  | 5  | 2  | 33 | 2  | 1   | 0 | 0 38  |
| 02          | DOOMES-STEPHENS, L. | 0-1    | 0-1     | 0-0   | 1        | 0  | 1  | 2  | 0  | 0  | 0   | 0 | 12    |
| 12          | SMITH, Andreell     | 0-2    | 0-1     | 0-1   | 0        | 2  | 2  | 1  | 0  | 4  | 0   | 0 | 15    |
| 22          | FLOWERS, Aleshia    | 0-0    | 0-0     | 0-0   | 0        | 1  | 1  | 0  | 0  | 0  | 0   | 0 | 0+    |
| 30          | EKSTROM, Salla      | 0-0    | 0-0     | 0-0   | 0        | 0  | 0  | 0  | 0  | 0  | 0   | 0 | 0+    |
| 32          | MC DONALD, Akila    | 0-0    | 0-0     | 0-1   | 2        | 2  | 4  | 1  | 0  | 0  | 1   | 1 | 0 10  |
| 33          | CARR, Daleisha      | 5-5    | 0-0     | 0-0   | 0        | 1  | 1  | 0  | 10 | 2  | 1   | 0 | 0 11  |
| TEAM        |                     |        |         |       |          | 1  | 3  | 4  |    |    |     |   |       |
| Totals..... |                     | 26-49  | 10-19   | 5-9   | 9        | 26 | 35 | 15 | 67 | 21 | 11  | 7 | 4 200 |

Officials: Dennis DeMayo, Luis Gonzalez, Amy Bonner

Technical fouls: Auburn-None. USF-None.

Attendance: 1106

| Score by Periods | 1st | 2nd | Total |
|------------------|-----|-----|-------|
| Auburn           | 24  | 25  | 49    |
| South Florida    | 36  | 31  | 67    |

**TAMPA** - Playing on the road for the first time this season, the Auburn women's basketball team struggled from the field, shooting 29 percent, as South Florida pulled out the 67-49 win. Junior Chantel Hilliard scored 16 points off the bench to lead the Tigers in the loss.

South Florida scored 22 of the first 25 points of the game, taking a 22-3 lead with 12:01 to go in the first half. The Tigers were able to get back on their feet, out-scoring USF 21-14 during the rest of the period to cut the Bull lead to 12 at halftime, 36-24.

Auburn came out of the locker room on a mission, scoring the first eight points, four from Hilliard, to cut the lead to four in the first three minutes of the second half, forcing USF to call at timeout at the 17:23 mark. That would be as close as the Tigers would come, though, as the Bulls came out of the timeout scoring the next four points to put its lead back to eight.

Led by 10 second-half points each from Hilliard and senior Jordan Greenleaf, Auburn was able to keep the South Florida lead in single digits for most of the remainder of the half.

A Hilliard layup cut the lead to seven with 7:58 to play, but that is as close as Auburn would get in the final minutes as USF's Andrea Smith answered with a 3-pointer, one of her eight on the night, to build the lead back to 10 with 6:47 to go.

Smith's 3-pointer opened up a 16-5 USF run to finish the game, building the lead back to as much as 19 points as the Bulls cruised to the 67-49 win. Smith would go on to score a game-high 33 points.

**Game 5: Nov. 26, 2010**  
**Auburn 53, Sacred Heart 65**  
**St. Georges High School**  
**Freeport, Bahamas**  
**Junkanoo Jam**

Official Basketball Box Score -- Game Totals -- Final Statistics  
 Sacred Heart vs Auburn  
 11-26-10 1 p.m. at Freeport, Bahamas

VISITORS: Sacred Heart (2-2)

| #           | Player            | fg-fga | 3fg-fga | ft-fa | rebounds |    | pf | tp | a  | to | blk | s | min   |
|-------------|-------------------|--------|---------|-------|----------|----|----|----|----|----|-----|---|-------|
|             |                   |        |         |       | of       | de |    |    |    |    |     |   |       |
| 01          | NORMAN, Ericka*   | 1-4    | 1-3     | 2-2   | 2        | 3  | 5  | 2  | 5  | 2  | 2   | 0 | 3 24  |
| 03          | EVANS, Kiley*     | 4-8    | 0-0     | 5-9   | 3        | 3  | 6  | 2  | 13 | 0  | 7   | 1 | 1 33  |
| 15          | MERRIMAN, Morgan* | 2-3    | 0-0     | 1-1   | 1        | 1  | 2  | 4  | 5  | 1  | 4   | 1 | 0 32  |
| 20          | TAYLOR, Callan*   | 5-10   | 3-6     | 0-0   | 6        | 6  | 5  | 13 | 2  | 5  | 0   | 2 | 24    |
| 35          | APD, Aliso*       | 6-12   | 2-4     | 1-2   | 2        | 4  | 6  | 2  | 15 | 0  | 7   | 0 | 1 33  |
| 04          | COSGROVE, Maggie  | 4-6    | 2-3     | 0-0   | 0        | 2  | 2  | 2  | 10 | 3  | 2   | 0 | 0 26  |
| 23          | REILLY, Maureen   | 2-4    | 0-1     | 0-0   | 0        | 5  | 5  | 2  | 4  | 1  | 0   | 1 | 0 25  |
| 32          | CAMPBELL, Alexis  | 0-0    | 0-0     | 0-0   | 0        | 1  | 0  | 0  | 0  | 0  | 0   | 0 | 0 3   |
| TEAM        |                   |        |         |       |          | 9  | 9  |    |    |    |     |   |       |
| Totals..... |                   | 24-47  | 8-17    | 9-14  | 8        | 34 | 42 | 19 | 65 | 9  | 27  | 3 | 7 200 |

HOME: Auburn (1-4)

| #           | Player             | fg-fga | 3fg-fga | ft-fa | rebounds |    | pf | tp | a  | to | blk | s | min   |
|-------------|--------------------|--------|---------|-------|----------|----|----|----|----|----|-----|---|-------|
|             |                    |        |         |       | of       | de |    |    |    |    |     |   |       |
| 01          | Toles, Morgan*     | 4-7    | 0-0     | 0-0   | 3        | 1  | 4  | 2  | 8  | 0  | 2   | 0 | 0 22  |
| 05          | Smalley, Alli*     | 5-13   | 2-5     | 0-0   | 1        | 4  | 5  | 1  | 12 | 1  | 2   | 0 | 2 28  |
| 14          | Alverson, Blanche* | 1-5    | 0-2     | 0-0   | 0        | 1  | 1  | 1  | 2  | 0  | 2   | 0 | 0 18  |
| 21          | Greenleaf, Jordan* | 1-7    | 0-0     | 2-4   | 6        | 1  | 7  | 2  | 4  | 4  | 3   | 1 | 1 32  |
| 23          | Hilliard, Chantel* | 2-5    | 0-0     | 1-2   | 1        | 2  | 3  | 0  | 5  | 1  | 2   | 0 | 0 19  |
| 02          | Jennings, Morgan   | 1-5    | 0-0     | 2-2   | 1        | 1  | 2  | 1  | 4  | 0  | 2   | 0 | 1 15  |
| 04          | Simmons, Parrisha  | 2-3    | 0-0     | 1-4   | 3        | 1  | 4  | 0  | 5  | 2  | 0   | 0 | 1 13  |
| 11          | Strain, Courtney   | 0-6    | 0-3     | 3-6   | 0        | 0  | 0  | 1  | 3  | 0  | 1   | 0 | 1 15  |
| 20          | West, Pascale      | 0-1    | 0-0     | 0-2   | 0        | 0  | 0  | 1  | 0  | 0  | 0   | 0 | 0 5   |
| 25          | Williams, Jassany  | 0-3    | 0-0     | 0-0   | 0        | 2  | 2  | 2  | 0  | 0  | 0   | 0 | 0 9   |
| 32          | Tanner, Tyrese     | 4-8    | 0-2     | 2-3   | 1        | 1  | 2  | 1  | 10 | 0  | 1   | 0 | 3 21  |
| 34          | Davis, Peyton      | 0-1    | 0-0     | 0-0   | 0        | 0  | 0  | 0  | 0  | 0  | 0   | 0 | 0 3   |
| TEAM        |                    |        |         |       |          | 4  | 4  |    |    |    |     |   |       |
| Totals..... |                    | 20-64  | 2-12    | 11-23 | 16       | 18 | 34 | 12 | 53 | 8  | 15  | 1 | 9 200 |

Officials: Joanne Aldridge, Wesley Dean, Shelly Nakasone

Technical fouls: Sacred Heart-None. Auburn-None.

Attendance:

| Score by Periods | 1st | 2nd | Total |
|------------------|-----|-----|-------|
| Sacred Heart     | 38  | 27  | 65    |
| Auburn           | 18  | 35  | 53    |

First Game of 2010 Junkanoo Jam

**FREEPORT, Bahamas** - The Auburn women's basketball team struggled from the field Nov. 26, shooting 31.3 percent as the Tigers fell to Sacred Heart, 65-53, in the first game of the 2010 Junkanoo Jam in Freeport, Bahamas.

Senior Alli Smalley led the Tigers in scoring with 12 points while freshman Tyrese Tanner came off the bench for 10 points and three steals. Jordan Greenleaf pulled down a team-high seven rebounds.

After playing only six minutes in the first half, Tanner came off the bench and played 15 of the 20 minutes in the second half, scoring all 10 of her points in the period. She was also big in the Auburn press, forcing three turnovers late in the game.

After taking a 38-18 lead at halftime, Sacred Heart came out on fire in the second half, extending its lead to 32 with 9:27 left thanks 23-11 run to open the half. Auburn responded by turning on its defense in the last nine minutes, forcing 12 turnovers while holding the Pioneers to only four points.

The run allowed Auburn to cut the Sacred Heart lead to 12, down from 32, by the end of the game, but it was cut short as the Tigers lost, 65-53.

For the game, Auburn forced 27 Pioneer turnovers, gathering nine steals, but the Tigers lost the rebounding battle, 42-34. Sacred Heart shot 51.1 percent for the game and 47.1 percent of its free throws.

**Game 6: Nov. 27, 2010**  
**Auburn 85, Seton Hall 51**  
**St. Georges High School**  
**Freeport, Bahamas**  
**Junkanoo Jam**

Official Basketball Box Score -- Game Totals -- Final Statistics  
 Auburn vs Seton Hall  
 11-27-10 1 p.m. at Freeport, Bahamas

VISITORS: Auburn (2-4)

| #           | Player             | fg-fga | 3fg-fga | ft-fa | rebounds |    | pf | tp | a  | to | blk | s | min    |
|-------------|--------------------|--------|---------|-------|----------|----|----|----|----|----|-----|---|--------|
|             |                    |        |         |       | of       | de |    |    |    |    |     |   |        |
| 05          | Smalley, Alli*     | 6-10   | 3-4     | 0-0   | 0        | 0  | 0  | 15 | 4  | 2  | 0   | 1 | 19     |
| 11          | Strain, Courtney*  | 2-6    | 1-3     | 2-2   | 0        | 1  | 1  | 7  | 0  | 3  | 0   | 1 | 20     |
| 14          | Alverson, Blanche* | 4-8    | 0-3     | 4-5   | 2        | 1  | 3  | 1  | 12 | 2  | 3   | 0 | 0 17   |
| 21          | Greenleaf, Jordan* | 1-2    | 0-0     | 0-0   | 1        | 1  | 2  | 1  | 2  | 1  | 1   | 0 | 0 21   |
| 32          | Tanner, Tyrese*    | 1-7    | 0-2     | 0-3   | 2        | 3  | 5  | 3  | 2  | 1  | 4   | 0 | 2 20   |
| 01          | Toles, Morgan      | 5-7    | 0-0     | 2-3   | 0        | 0  | 0  | 2  | 12 | 4  | 0   | 0 | 4 17   |
| 02          | Jennings, Morgan   | 7-7    | 0-0     | 0-1   | 0        | 4  | 4  | 2  | 14 | 1  | 1   | 0 | 2 19   |
| 04          | Simmons, Parrisha  | 1-4    | 0-0     | 2-5   | 2        | 3  | 5  | 1  | 4  | 1  | 0   | 0 | 1 21   |
| 20          | West, Pascale      | 0-0    | 0-0     | 1-2   | 0        | 0  | 0  | 1  | 1  | 0  | 1   | 0 | 0 7    |
| 23          | Hilliard, Chantel  | 2-4    | 0-0     | 0-0   | 0        | 1  | 1  | 1  | 4  | 0  | 0   | 0 | 1 9    |
| 25          | Williams, Jassany  | 3-4    | 0-0     | 2-2   | 3        | 4  | 7  | 2  | 8  | 1  | 0   | 2 | 0 18   |
| 34          | Davis, Peyton      | 2-5    | 0-0     | 0-1   | 2        | 1  | 3  | 3  | 4  | 1  | 1   | 0 | 0 12   |
| TEAM        |                    |        |         |       |          | 1  | 4  | 5  |    |    |     |   |        |
| Totals..... |                    | 34-64  | 4-12    | 13-24 | 13       | 23 | 36 | 18 | 85 | 16 | 17  | 2 | 12 200 |

HOME: Seton Hall (3-4)

| #  | Player              | fg-fga | 3fg-fga | ft-fa | rebounds |    |     |    |    |    |    |     |     |     |
|----|---------------------|--------|---------|-------|----------|----|-----|----|----|----|----|-----|-----|-----|
|    |                     |        |         |       | of       | de | tot | pf | tp | a  | to | blk | s   | min |
| 11 | SIMMONS, Ka-Deidre* | 2-10   | 0-5     | 4-4   | 0        | 1  | 1   | 3  | 8  | 3  | 7  | 0   | 2   | 33  |
| 22 | GREEN, Terry*       | 1-4    | 1-2     | 0-0   | 1        | 0  | 1   | 1  | 3  | 0  | 2  | 0   | 0   | 11  |
| 23 | CREW, Jasmine*      | 1-8    | 1-2     | 0-0   | 0        | 7  | 7   | 2  | 3  | 2  | 7  | 0   | 2   | 30  |
| 25 | WOOD, Whitney*      | 2-2    | 2-2     | 0-0   | 1        | 1  | 2   | 1  | 6  | 0  | 1  | 0   | 0   | 21  |
| 33 | ASHMEADE, Tajay*    | 2-3    | 0-0     | 2-4   | 5        | 4  | 9   | 4  | 6  | 0  | 6  | 1   | 0   | 21  |
| 01 | SWABY, Elaine       | 2-4    | 0-0     | 1-3   | 1        | 1  | 2   | 0  | 5  | 1  | 1  | 0   | 0   | 9   |
| 02 | MORRIS, Brittany    | 1-6    | 1-4     | 1-2   | 1        | 0  | 1   | 4  | 4  | 1  | 0  | 1   | 0   | 13  |
| 13 | MASEKO, Alexandra   | 2-5    | 0-0     | 4-4   | 2        | 1  | 3   | 2  | 8  | 0  | 2  | 0   | 0   | 24  |
| 15 | JOHNSON, Jazzmine   | 2-4    | 2-3     | 0-0   | 2        | 0  | 2   | 2  | 6  | 0  | 1  | 0   | 0   | 16  |
| 21 | BLACKMAN, Tiffani   | 1-1    | 0-0     | 0-1   | 0        | 0  | 0   | 0  | 2  | 0  | 0  | 0   | 0   | 6   |
| 34 | HENRY, Nicosia      | 0-4    | 0-0     | 0-0   | 2        | 1  | 3   | 3  | 0  | 0  | 3  | 0   | 1   | 16  |
|    | TEAM                |        |         |       | 1        | 6  | 7   |    |    |    |    |     |     |     |
|    | TOTALS.....         | 16-51  | 7-18    | 12-16 | 22       | 38 | 22  | 51 | 7  | 31 | 1  | 6   | 200 |     |

**Game 7: Dec. 2, 2010**  
**Auburn 75, South Alabama 70**  
**Auburn Arena**  
**Auburn, Ala.**

Official Basketball Box Score -- Game Totals -- Final Statistics

South Alabama vs Auburn

12-02-10 6 p.m. at Auburn, Ala. -- Auburn Arena

VISITORS: South Alabama (3-4)

| #           | Player              | fg-fga | 3fg-fga | ft-fa | of | de | tot | pf | tp | a  | to | blk | s | min |
|-------------|---------------------|--------|---------|-------|----|----|-----|----|----|----|----|-----|---|-----|
|             |                     |        |         |       |    |    |     |    |    |    |    |     |   |     |
| 21          | Shelter, Christian* | 4-8    | 1-2     | 2-2   | 0  | 2  | 2   | 5  | 11 | 0  | 1  | 0   | 0 | 20  |
| 24          | Ammons, Taylor*     | 8-16   | 0-0     | 1-2   | 2  | 6  | 8   | 1  | 17 | 0  | 0  | 1   | 0 | 33  |
| 01          | Peterson, Sarda*    | 4-5    | 2-2     | 0-1   | 0  | 1  | 1   | 2  | 10 | 4  | 2  | 0   | 0 | 27  |
| 10          | Banks, Siedah*      | 3-6    | 0-1     | 3-4   | 0  | 3  | 3   | 1  | 9  | 4  | 3  | 0   | 0 | 32  |
| 15          | Rutledge, Britney*  | 3-6    | 3-5     | 0-0   | 0  | 3  | 3   | 4  | 9  | 3  | 3  | 0   | 0 | 19  |
| 03          | Walker, Lauren      | 0-0    | 0-0     | 0-0   | 0  | 0  | 0   | 0  | 0  | 0  | 0  | 0   | 0 | 6   |
| 04          | Simmons, Vanessa    | 0-1    | 0-0     | 0-0   | 0  | 0  | 0   | 1  | 0  | 0  | 2  | 0   | 0 | 8   |
| 05          | Robertson, Ronneka  | 1-3    | 0-0     | 0-0   | 0  | 1  | 1   | 1  | 2  | 0  | 1  | 0   | 0 | 7   |
| 23          | Nixon, Mary         | 2-4    | 0-0     | 1-2   | 6  | 2  | 8   | 3  | 5  | 1  | 4  | 0   | 0 | 21  |
| 25          | Cherizol, Veronica  | 0-1    | 0-0     | 0-0   | 0  | 4  | 4   | 1  | 0  | 1  | 1  | 1   | 0 | 19  |
| 33          | El, Mansa           | 2-3    | 1-2     | 2-2   | 0  | 0  | 0   | 1  | 7  | 1  | 0  | 0   | 0 | 8   |
| Team        |                     |        |         |       | 1  | 5  | 6   |    |    |    |    |     |   |     |
| Totals..... |                     | 27-53  | 7-12    | 9-13  | 9  | 27 | 36  | 20 | 70 | 14 | 17 | 2   | 0 | 200 |

HOME: Auburn (3-4)

| #           | Player             | fg-fga | 3fg-fga | ft-fa | of | de | tot | pf | tp | a  | to | blk | s | min |
|-------------|--------------------|--------|---------|-------|----|----|-----|----|----|----|----|-----|---|-----|
|             |                    |        |         |       |    |    |     |    |    |    |    |     |   |     |
| 14          | Alverson, Blanche* | 3-4    | 1-2     | 0-0   | 0  | 2  | 2   | 2  | 7  | 3  | 2  | 1   | 0 | 21  |
| 21          | Greenleaf, Jordan* | 4-10   | 0-1     | 3-4   | 4  | 5  | 9   | 2  | 11 | 3  | 2  | 2   | 3 | 32  |
| 32          | Tanner, Tyrese*    | 2-3    | 0-1     | 1-2   | 1  | 3  | 4   | 3  | 5  | 0  | 1  | 2   | 1 | 15  |
| 02          | Jennings, Morgan*  | 2-6    | 0-0     | 0-2   | 0  | 2  | 2   | 3  | 4  | 1  | 0  | 1   | 2 | 17  |
| 05          | Smalley, Alli*     | 5-15   | 1-3     | 4-4   | 0  | 1  | 1   | 2  | 15 | 1  | 1  | 0   | 2 | 26  |
| 01          | Toles, Morgan      | 4-7    | 0-0     | 2-2   | 0  | 0  | 0   | 0  | 10 | 5  | 0  | 0   | 0 | 27  |
| 04          | Simmons, Parrisha  | 0-4    | 0-0     | 5-6   | 4  | 2  | 6   | 2  | 5  | 0  | 2  | 0   | 1 | 16  |
| 11          | Strain, Courtney   | 0-2    | 0-0     | 0-0   | 0  | 0  | 0   | 1  | 0  | 0  | 1  | 0   | 0 | 12  |
| 23          | Hilliard, Chantel  | 2-4    | 0-0     | 1-2   | 1  | 0  | 1   | 3  | 5  | 0  | 0  | 0   | 0 | 11  |
| 25          | Williams, Jassany  | 5-7    | 0-0     | 3-6   | 2  | 2  | 4   | 1  | 13 | 0  | 0  | 0   | 0 | 23  |
| TEAM        |                    |        |         |       | 2  | 2  | 4   |    |    |    |    |     |   |     |
| Totals..... |                    | 27-62  | 2-7     | 19-28 | 14 | 19 | 33  | 19 | 75 | 13 | 9  | 6   | 9 | 200 |

Officials: Joe Cunningham (R), Eddie Novak (U1), Troy Winders (U2)

Technical fouls: South Alabama-None. Auburn-None.

Attendance: 2006

Score by Periods

|               | 1st | 2nd | Total |
|---------------|-----|-----|-------|
| South Alabama | 31  | 39  | 70    |
| Auburn        | 42  | 33  | 75    |

AUBURN - Senior Alli Smalley scored a team-high 15 points, followed by a career-high 13 from freshman Jassany Williams as the Auburn women's basketball team pulled out the 75-70 win over in-state rival South Alabama. The win was the 24th win in a row for the Tigers over the Jaguars.

Auburn led by 11 at the half, but saw the lead slip away with South Alabama taking the lead with 14:03 left in the game. The Tigers bounced back, building its lead back to 10 before taking the five-point win.

Auburn used a 10-player rotation with everyone that played accounting for at least 11 minutes of action. Only senior Jordan Greenleaf, who played 32 minutes, topped the 30-minute mark. With the rotation, Auburn was able to get use out of its bench, out-scoring the South Alabama bench, 33-14.

The Tigers again used their defense to pull out the win, using nine steals to force 17 South Alabama turnovers, scoring 17 points off the turnovers. The Tigers also blocked six shots.

Senior Jordan Greenleaf led Auburn on the blocks, pulling down a game-high nine rebounds with her 11 points. She also tallied two blocks and a team-high three steals.

South Alabama was led by Taylor Ammons with 17 points and eight rebounds. Christian Shelter added 11 for the Jaguars while Sarda Banks chipped in 10 with four assists.

## Season Statistics

| RECORD:        | OVERALL | HOME | AWAY | NEUTRAL |
|----------------|---------|------|------|---------|
| ALL GAMES      | 3-4     | 2-2  | 0-1  | 1-1     |
| CONFERENCE     | 0-0     | 0-0  | 0-0  | 0-0     |
| NON-CONFERENCE | 3-4     | 2-2  | 0-1  | 1-1     |

| ##             | Player            | gp-gs | min  | avg  | Total   |      | 3-Point |      | F-Throw |      | Rebounds |     |     |      | pf  | dq | a  | to  | blk | stl | pts | avg  |
|----------------|-------------------|-------|------|------|---------|------|---------|------|---------|------|----------|-----|-----|------|-----|----|----|-----|-----|-----|-----|------|
|                |                   |       |      |      | fg-fga  | fg%  | 3fg-fga | 3fg% | ft-fa   | ft%  | off      | def | tot | avg  |     |    |    |     |     |     |     |      |
| 05             | Smalley, Alli     | 7-7   | 180  | 25.7 | 28-83   | .337 | 10-30   | .333 | 14-17   | .824 | 3        | 12  | 15  | 2.1  | 11  | 0  | 13 | 17  | 2   | 8   | 80  | 11.4 |
| 21             | Greenleaf, Jordan | 7-7   | 230  | 32.9 | 25-62   | .403 | 1-5     | .200 | 18-26   | .692 | 30       | 25  | 55  | 7.9  | 14  | 0  | 11 | 18  | 7   | 12  | 69  | 9.9  |
| 14             | Alverson, Blanche | 7-7   | 174  | 24.9 | 24-60   | .400 | 10-35   | .286 | 7-9     | .778 | 6        | 14  | 20  | 2.9  | 12  | 0  | 10 | 12  | 1   | 3   | 65  | 9.3  |
| 01             | Toles, Morgan     | 7-5   | 182  | 26.0 | 26-54   | .481 | 0-1     | .000 | 10-17   | .588 | 7        | 10  | 17  | 2.4  | 10  | 0  | 30 | 12  | 0   | 9   | 62  | 8.9  |
| 23             | Hilliard, Chantel | 7-1   | 93   | 13.3 | 16-30   | .533 | 0-0     | .000 | 6-8     | .750 | 9        | 10  | 19  | 2.7  | 7   | 0  | 2  | 3   | 1   | 3   | 38  | 5.4  |
| 25             | Williams, Jassany | 7-0   | 120  | 17.1 | 15-41   | .366 | 0-0     | .000 | 7-12    | .583 | 14       | 13  | 27  | 3.9  | 15  | 1  | 1  | 8   | 6   | 5   | 37  | 5.3  |
| 02             | Jennings, Morgan  | 7-1   | 106  | 15.1 | 13-28   | .464 | 0-0     | .000 | 8-13    | .615 | 5        | 12  | 17  | 2.4  | 10  | 0  | 8  | 9   | 1   | 9   | 34  | 4.9  |
| 32             | Tanner, Tyrese    | 7-2   | 95   | 13.6 | 11-34   | .324 | 3-13    | .231 | 4-10    | .400 | 8        | 11  | 19  | 2.7  | 13  | 0  | 6  | 9   | 4   | 7   | 29  | 4.1  |
| 04             | Simmons, Parrisha | 7-4   | 106  | 15.1 | 5-17    | .294 | 0-0     | .000 | 11-27   | .407 | 14       | 9   | 23  | 3.3  | 8   | 0  | 7  | 3   | 0   | 7   | 21  | 3.0  |
| 11             | Strain, Courtney  | 6-1   | 64   | 10.7 | 4-18    | .222 | 2-7     | .286 | 5-8     | .625 | 1        | 3   | 4   | 0.7  | 4   | 0  | 0  | 7   | 0   | 3   | 15  | 2.5  |
| 20             | West, Pascale     | 5-0   | 25   | 5.0  | 3-5     | .600 | 0-0     | .000 | 1-4     | .250 | 0        | 1   | 1   | 0.2  | 6   | 0  | 0  | 1   | 0   | 0   | 7   | 1.4  |
| 34             | Davis, Peyton     | 6-0   | 25   | 4.2  | 2-8     | .250 | 0-0     | .000 | 3-5     | .600 | 3        | 3   | 6   | 1.0  | 8   | 0  | 1  | 2   | 1   | 0   | 7   | 1.2  |
| Team           |                   |       |      |      |         |      |         |      |         |      | 13       | 18  | 31  |      |     |    |    | 1   |     |     |     |      |
| Total.....     |                   | 7     | 1400 |      | 172-440 | .391 | 26-91   | .286 | 94-156  | .603 | 113      | 141 | 254 | 36.3 | 118 | 1  | 89 | 102 | 23  | 66  | 464 | 66.3 |
| Opponents..... |                   | 7     | 1400 |      | 166-375 | .443 | 50-122  | .410 | 74-106  | .698 | 86       | 184 | 270 | 38.6 | 130 | 4  | 82 | 151 | 22  | 42  | 456 | 65.1 |

## TEAM STATISTICS

|                        | AU      | OPP     |
|------------------------|---------|---------|
| SCORING                | 464     | 456     |
| Points per game        | 66.3    | 65.1    |
| Scoring margin         | +1.1    | -       |
| FIELD GOALS-ATT        | 172-440 | 166-375 |
| Field goal pct         | .391    | .443    |
| 3 POINT FG-ATT         | 26-91   | 50-122  |
| 3-point FG pct         | .286    | .410    |
| 3-pt FG made per game  | 3.7     | 7.1     |
| FREE THROWS-ATT        | 94-156  | 74-106  |
| Free throw pct         | .603    | .698    |
| F-Throws made per game | 13.4    | 10.6    |
| REBOUNDS               | 254     | 270     |
| Rebounds per game      | 36.3    | 38.6    |
| Rebounding margin      | -2.3    | -       |
| ASSISTS                | 89      | 82      |
| Assists per game       | 12.7    | 11.7    |
| TURNOVERS              | 102     | 151     |
| Turnovers per game     | 14.6    | 21.6    |
| Turnover margin        | +7.0    | -       |
| Assist/turnover ratio  | 0.9     | 0.5     |
| STEALS                 | 66      | 42      |
| Steals per game        | 9.4     | 6.0     |
| BLOCKS                 | 23      | 22      |
| Blocks per game        | 3.3     | 3.1     |
| ATTENDANCE             | 9829    | 1724    |
| Home games-Avg/Game    | 4-2457  | 1-1106  |
| Neutral site-Avg/Game  | -       | 2-309   |

## Date Opponent

| Date       | Opponent        |   | Score | Att. |
|------------|-----------------|---|-------|------|
| 11-12-10   | MERCER          | W | 79-61 | 2459 |
| 11-15-10   | FLORIDA STATE   | L | 61-67 | 2176 |
| 11-18-10   | DUKE            | L | 62-75 | 3188 |
| 11-22-10   | at USF          | L | 49-67 | 1106 |
| # 11-26-10 | vs Sacred Heart | L | 53-65 | 371  |
| # 11-27-10 | vs Seton Hall   | W | 85-51 | 247  |
| 12-02-10   | SOUTH ALABAMA   | W | 75-70 | 2006 |

\* - Southeastern Conference game

# - Junkanoo Jam (Freeport, Bahamas)

## Score by Periods

|           | 1st | 2nd | Totals |
|-----------|-----|-----|--------|
| Auburn    | 225 | 239 | 464    |
| Opponents | 215 | 241 | 456    |