



2010-11 Auburn Women's Basketball

Game 4 • November 22, 2010
at South Florida

18 NCAA Tournament Appearances • Three Final Fours • Five SEC Titles • Four SEC Tournament Titles



AUBURN MEDIA RELATIONS

Associate Director/WBB Contact: Matt Crouch • mcrouch@auburn.edu
Auburn Athletic Complex / 392 South Donahue / Auburn, AL 36849
O: 334.844.9800 • C: 334.740.4109 • F: 334.844.9807
www.AuburnTigers.com
Twitter: @AuburnWBB

2010-11 SCHEDULE/RESULTS

NOVEMBER

12	Mercer	W, 79-61
15	#16/14 Florida State	L, 61-67
18	#6/6 Duke	L, 62-75
22	at South Florida	6 p.m.
26	1-vs. Sacred Heart	12 p.m.
27	1-vs. Boston College or Seton Hall 12 or 2:15 p.m.	

DECEMBER

2	South Alabama	6 p.m.
4	Temple	1 p.m.
15	at George Washington	6 p.m.
18	2-vs. Purdue	12:30 p.m.
21	at Chicago State	1 p.m.
28	Alabama A&M	6 p.m.
30	Jacksonville State	6 p.m.

JANUARY

2	at Alabama* [CSS]	2 p.m.
6	Florida*	6 p.m.
9	at Vanderbilt*	2 p.m.
13	Ole Miss*	6 p.m.
16	LSU* [CSS]	2 p.m.
20	at Mississippi State*	7 p.m.
23	Tennessee* [CSS]	2 p.m.
30	South Carolina*	2 p.m.

FEBRUARY

3	at Kentucky*	6 p.m.
6	Mississippi State*	2 p.m.
10	at LSU* [Cox Sports Television]	7 p.m.
13	at Arkansas* [ESPN2]	4 p.m.
17	Alabama*	6 p.m.
20	at South Carolina* [FSN]	1 p.m.
24	at Georgia*	6 p.m.
27	Kentucky* [SEC Network]	1 p.m.

MARCH

3-6	Southeastern Conference Tournament Nashville, Tenn. • Bridgestone Arena
20 & 22	NCAA Tournament First and Second Rounds Auburn, Ala. • Auburn Arena
26-29	NCAA Tournament Regionals

APRIL

3-5	NCAA Final Four Indianapolis, Ind. • Conseco Fieldhouse
-----	--

* - SEC Game

All Times are Central

1 - Junkanoo Jam (Freeport, Bahamas)

2 - Boilermaker Blockbuster (Indianapolis, Ind.)

All home games played at Auburn Arena

Bold indicates home games

www.AuburnTigers.com

GAME 4

[NR/NR] Auburn (1-2) at [NR/NR] South Florida (2-2)

When: Monday, November 22 • 6 p.m. CT

Where: Sun Dome (10,411) • Tampa, Fla.

TV/Webcast: N/A

Radio: WXMA 96.7; Andy Burcham (play-by-play), Arnika Edwards (color)

Audio Webcast: AuburnTigers.com

Live Stats: GoUSFBulls.com

Series: First Meeting

Last Meeting: First Meeting

Last Meeting in Auburn: First Meeting

Up Next: The Tigers will travel to Freeport, Bahamas to compete in the Junkanoo Jam;

Auburn will open up against Sacred Heart at 12 p.m. CT, Nov. 26

AUBURN PROJECTED STARTERS

No.	Pos.	Name	Ht.	Year	PPG	RPG	Hometown
1	G	Morgan Toles	5-9	So.	9.7	(avg) 6.0	Fayetteville, Ga.
4	G	Parrisha Simmons	6-0	Jr.	2.3	2.3	Macon, Ga.
5	G	Alli Smalley	5-8	Sr.	11.3	3.0	Arab, Ala.
14	F	Blanche Alverson	6-3	So.	12.0	4.0	Andalusia, Ala.
21	F	Jordan Greenleaf	6-1	Sr.	13.0	9.0	Rex, Ga.

OFF THE BENCH

2	G	Morgan Jennings	5-8	Jr.	3.7	2.0	Atlanta, Ga.
20	C	Pascale West	6-8	So.	2.0	0.3	LaGrange, Ga.
23	F/C	Chantel Hilliard	6-2	Jr.	2.7	2.3	Biloxi, Miss.
25	F	Jassany Williams	6-2	Fr.	4.7	3.7	Davie, Fla.
32	G/F	Tyrese Tanner	6-2	Fr.	3.3	1.7	Birmingham, Ala.

Head Coach: Nell Fortner / Associate Head Coach: Kerry Cremeans / Assistant Coaches: Mark Simons and Carla McGhee

SOUTH FLORIDA PROJECTED STARTERS

No.	Pos.	Name	Ht.	Year	PPG	RPG	Hometown
2	F	Leondra Stephens-Doomes	5-10	Sr.	6.5	5.3	Charlotte, N.C.
11	C	Porche Grant	6-2	Sr.	8.0	12.5	Oxon Hills, Md.
12	G	Andrell Smith	5-8	Jr.	6.8	2.8	Lakeland, Fla.
21	G	Andrea Smith	5-8	Jr.	15.5	6.3	Lakeland, Fla.
33	F	Daleisha Carn	6-0	R-Jr.	8.5	4.5	Jacksonville, Fla.

Head Coach: Jose Fernandez / Assistant Coaches: Jeff Osterman, Carrie Banks, Michele Woods-Baxter

Media Information

The Auburn media relations department considers its work with the media a top priority. The 2010-11 Auburn Women's Basketball Media Supplement has been prepared to assist the working media in their coverage of Tiger basketball. If you have not received a copy, or if you need additional information, interview or photograph requests, or have any questions, please contact Matt Crouch in the media relations office at 334.844.9709.

Interview Policy

Coach Fortner, her assistants and all women's basketball players are available for phone and personal interviews by contacting Matt Crouch in the media relations office. Post-game interviews will be allowed following a 10-minute cooling off period. Non-game day requests will be met based on the players class and practice schedules.

Credentials

Anyone wishing to cover an Auburn women's basketball game should contact Matt Crouch in the media relations office at least one day in advance in order to make the proper arrangements.

On the Air

The Tigers can be heard live locally in Auburn on Mix 96.7 FM for the entire regular and postseasons. Andy Burcham, in his 23rd season with the women's basketball program and handles play-by-play duties. Arnika Edwards joins Burcham for her fourth season and provides color commentary. Each game can also be heard live on the internet at www.AuburnTigers.com.

Weekly Live Radio Show

Starting in January, every Tuesday at 6 p.m. CT Nell Fortner will host a live show from Logan's Roadhouse in Tiger Town with Andy Burcham. Fans can listen to the show on 96.7 FM. The number to call in to the show is 1-800-282-2557.

Game-Day Services

Statistics, rosters and game notes will be provided prior to the game in the media work room. Box scores will also be handed out during and following the game. Phones and fax machines are available in the media work room.

Photo/Video Services

Todd Van Emst of the Auburn Media Relations office handles all photo requests. Please contact Van Emst at 334-844-9514. Satellite feeds of selected Auburn women's basketball games are available for the media. A number of studio and satellite services may be arranged for electronic media by calling Steve Sain in the Auburn Media Relations office at 334.844.9809.

On the Web

The home for Auburn Athletics on the web, www.AuburnTigers.com, is your source for Auburn Women's Basketball. The website offers the most recent information and news on the Tigers. At AuburnTigers.com, you can also listen to each women's basketball game broadcast live and follow along on live scoring for every home game.

2010-11 Numerical Roster

No.	Name	Height	Position	Class	Hometown/High School
1	Morgan Toles	5-9	Guard	SO	Fayetteville, Ga./Sandy Creek
2	Morgan Jennings	5-8	Guard	JR	Atlanta, Ga./Frederick Douglass
4	Parrisha Simmons	6-0	Guard	JR	Macon, Ga./Southwest Macon
5	Alli Smalley	5-8	Guard	SR	Arab, Ala./Arab
11	Courtney Strain	5-9	Guard	FR	Woodland, Ala./Woodland
12	Nicolle Thomas	5-10	Guard	SO	Moultrie, Ga./Colquitt County
14	Blanche Alverson	6-3	Foward/Guard	SO	Andalusia, Ala./Buford (Ga.)
20	Pascale "P.J." West	6-8	Center	SO	LaGrange, Ga./Troup County
21	Jordan Greenleaf	6-1	Forward	SR	Rex, Ga./Morrow
22	Camille Glymph	5-10	Guard	FR	Greenville, S.C./J.L. Mann
23	Chantel Hilliard	6-2	Forward/Center	JR	Biloxi, Miss./St. Martin
25	Jassany Williams	6-2	Forward	FR	Davie, Fla./Nova
32	Tyrese Tanner	6-2	Forward	FR	Birmingham, Ala./Hoover
34	Peyton Davis	6-5	Center	FR	Birmingham, Ala./Mortimer Jordan

2010-11 Alphabetical Roster

No.	Name	Height	Pos.	Ht.	Hometown
14	Blanche Alverson	6-3	Foward/Guard	SO	Andalusia, Ala./Buford (Ga.)
34	Peyton Davis	6-5	Center	FR	Birmingham, Ala./Mortimer Jordan
22	Camille Glymph	5-10	Guard	FR	Greenville, S.C./J.L. Mann
21	Jordan Greenleaf	6-1	Forward	SR	Rex, Ga./Morrow
23	Chantel Hilliard	6-2	Forward/Center	JR	Biloxi, Miss./St. Martin
2	Morgan Jennings	5-8	Guard	JR	Atlanta, Ga./Frederick Douglass
4	Parrisha Simmons	6-0	Guard	JR	Macon, Ga./Southwest Macon
5	Alli Smalley	5-8	Guard	SR	Arab, Ala./Arab
11	Courtney Strain	5-9	Guard	FR	Woodland, Ala./Woodland
32	Tyrese Tanner	6-2	Forward	FR	Birmingham, Ala./Hoover
12	Nicolle Thomas	5-10	Guard	SO	Moultrie, Ga./Colquitt County
1	Morgan Toles	5-9	Guard	SO	Fayetteville, Ga./Sandy Creek
20	Pascale "P.J." West	6-8	Center	SO	LaGrange, Ga./Troup County
25	Jassany Williams	6-2	Forward	FR	Davie, Fla./Nova

STAFF:

Head Coach: Nell Fortner (Texas, 1982)

Assistant Coach: Kerry Cremeans (Florida, 1994)

Assistant Coach: Mark Simons (Aquinas College, 1972)

Assistant Coach: Carla McGhee (Tennessee, 1990)

Director of Basketball Operations: Melissa Maines (Texas Tech, 1998)

Video Coordinator: Kelly Komara (Purdue, 2002)

Administrative Assistant: Ashley Langford (Tulane, 2009)

Director of Administrative Support Services: Arnika Edwards (Alabama A&M, 1991)

Athletic Trainer: Angie Lawrence (Appalachian State, 1997)

Student Assistant: Reneisha Hobbs (Auburn, 2010)

BY CLASS:

Seniors (2): Jordan Greenleaf, Alli Smalley

Juniors (3): Chantel Hilliard, Morgan Jennings, Parrisha Simmons

Sophomores (4): Blanche Alverson, Nicolle Thomas, Morgan Toles, Pascale "P.J." West

Freshmen (5): Peyton Davis, Camille Glymph, Courtney Strain, Tyrese Tanner, Jassany Williams

Projected Auburn Starters



Morgan Toles

Guard
5-9
Sophomore
Fayetteville, Ga.
Sandy Creek High School
9.7 ppg / 3.7 rpg / 6.0 apg

1

- Scored 12 pts with 5 assists against #6 Duke
- Leads the SEC in assists per game with 6.0
- Named to 2010 SEC All-Freshman Team
- Recorded career-high 10 assists against UGA and 17 pts at Florida



Parrisha Simmons

Guard
6-0
Junior
Macon, Ga.
Southwest Macon High School
2.3 ppg / 2.3 rpg / 1.7 orpg

4

- A rebounding and defensive specialist
- Scored 4 points with 2 steals against #6 Duke
- Returns to the starting lineup after starting in 22 of 31 games last season
- Ranked 9th in the SEC with 2.8 offensive rebounds per game




Alli Smalley

Guard
5-8
Senior
Arab, Ala.
Arab High School
11.3 ppg / 1.0 spg / 3.0 rpg

5

- A Preseason All-SEC First Team selection
- Missed only one shot all night as she tallied 12 points vs. #6 Duke
- A starter since her freshman season, she has started 87 consecutive games
- Is currently eight 3-pointers away from the school record



Blanche Alverson

Guard/Forward
6-3
Sophomore
Andalusia, Ala.
Buford (Ga.) High School
12.0 ppg / 4.0 rpg / .350 3fg%

14

- Scored 9 points with a team-high 7 rebounds vs. #6 Duke
- Played in all 31 games last season, starting in 13; averaged 6.9 ppg
- Was second on the team in 3-pointers made with 40
- Scored career-high 14 points against George Washington last season



Jordan Greenleaf

Forward
6-1
Redshirt-Junior
Rex, Ga.
Morrow High School
13.0 ppg / 9.0 rpg / 2.7 spg

21

- Leads Auburn in points, rebounds and steals after three games
- Pulled down fourth career double-double vs. Mercer with 16 pts and 12 rebs
- Started in all 31 games last season, averaging 7.9 ppg and 7.1 rpg
- Ranked 12th in the SEC in rebounding and 4th in offensive rebounding

Auburn Women's Basketball Quick Hitters

- Auburn is playing its first season in the new \$86 million Auburn Arena
- The win over Mercer was the first regular-season Auburn win, men or women, in the new facility
- Auburn won its first game in Auburn Arena, 79-61 vs. Mercer, and fell to #18 Florida State, 67-61, in its first game this season against a ranked opponent
- The game at South Florida is the Tigers' first game on the road this season
- Auburn is 25-14 all-time in road openers (away and neutral) and 15-10 in true road openers
- This will be the first meeting ever between Auburn and South Florida
- Auburn head coach Nell Fortner has never coached against South Florida's Jose Fernandez
- Auburn freshman Jassany Williams is a Florida native; she attended Nova High School in Davie, Fla.
- Auburn holds a 51-20 all-time record against teams from Florida
- The Tigers are 46-13 all-time when playing in the state of Florida and 2-0 when playing in Tampa, Fla.
- The only other time Auburn has played in Tampa was in 2000, when it competed in the South Florida Classic
- Auburn is 4-2 all-time when playing on Nov. 22; Nell Fortner is 2-1
- The Tigers are 102-24 all-time in the month of November, 31-11 under Fortner
- Auburn is coming off a difficult start to the season, playing two ranked teams in its first three games for the first time in school history
- Auburn is 79-2 under Fortner when scoring 70 or more points
- Fortner has guided the Tigers to a 72-29 record when playing non-conference games, 29-6 when playing at home
- Alli Smalley needs just eight 3-pointers to tie the school record of 184 held by Tiffany Krantz
- Auburn was picked sixth in the SEC Preseason Media and Coaches' polls, Tennessee was picked to win the league
- Alli Smalley was picked the the Coaches' Preseason All-SEC First Team and to the media's Second Team
- Nell Fortner is beginning her seventh season at Auburn, marking her longest tenure at any job
- The Tigers welcome five newcomers: Peyton Davis, Camille Glymph, Courtney Strain, Tyrese Tanner, Jassany Williams
- Carla McGhee returns to Auburn for her second stint as an assistant coach
- Auburn will be a first- and second-round host of the 2011 NCAA Tournament in the new Auburn Arena



Follow Auburn Women's Basketball on Twitter
@AuburnWBB

INDIVIDUAL CATEGORY LEADERS

Auburn	South Florida
Jordan Greenleaf - 13.0	Points Andrea Smith - 15.5
Jordan Greenleaf - 9.0	Rebounds Porche Grant - 12.5
Morgan Toles - 6.0	Assists Kaneisha Saunders - 4.8
Jordan Greenleaf - 2.7	Steals Jasmine Wynne - 3.0
Jassany Williams - 1.3	Blocks Akila McDonald - 1.0
Jordan Greenleaf - 35.7	Minutes Played Andrea Smith - 32.2
Jordan Greenleaf - .467	Field Goal Percentage Kaneisha Saunders - .467
Blanche Alverson - .350	3-Point Percentage Tiffany Connor - .500
Alli Smalley - .800	Free-Throw Percentage Kaneisha Saunders - .786

AUBURN WOMEN'S BASKETBALL WEEKLY SCHEDULE

	Sunday 21	Monday 22	Tuesday 23	Wednesday 24	Thursday 25	Friday 26	Saturday 27
Nov. 21 through Nov. 27	Travel to Tampa, Fla.	Auburn at South Florida 6 p.m. CT Tampa, Fla.	Travel to Freeport, Bahamas Practice 5 - 7 p.m.	Practice 9:30 - 11 a.m.	Practice 9:30 a.m. - 12 p.m.	Auburn vs. Sacred Heart 12 p.m. CT Freeport, Bahamas	Auburn vs. TBA 12 or 2:15 p.m. CT Freeport, Bahamas

General Information

School..... Auburn University
City / Zip..... Auburn, Ala. / 36849
Founded..... Oct. 1, 1856
Enrollment..... 24,602
Nickname..... Tigers
Colors..... Burnt Orange and Navy Blue
Home Court..... Auburn Arena (9,121)
Affiliation..... NCAA Division I
Conference..... Southeastern Conference
President..... Dr. Jay Gogue
Athletic Director..... Jay Jacobs
Senior Women's Administrator..... Meredith Jenkins
Faculty Athletics Representative..... Dr. Mary Boudeaux
University Website..... www.Auburn.edu

Team Information

2009-10 Record (SEC Record)..... 15-16 (5-11)
SEC Finish / Tournament Finish..... 10th / Second Round
All-time SEC Record..... 179-150 (.544)
All-time SEC Tournament Record..... 34-27
Starters Returning/Lost..... 5/1
Letterwinners Returning/Lost..... 9/2
Newcomers..... 5
First Year of Basketball..... 1971
Overall Record..... 781-346 (.693)
NCAA Tournament Appearances/Last..... 18/2009
NCAA Tournament Record..... 29-18
WNIT Appearances/Last..... 2/2007
WNIT Record..... 7-1

Basketball Staff

Head Coach (Alma Mater)..... Nell Fortner (Texas, 1982)
Record at Auburn..... 117-75 (7th season)
Career Record..... 134-86 (8th season)
Associate Head Coach (Alma Mater)..... Kerry Cremeans (Florida, 1994)
Assistant Coaches (Alma Mater)..... Mark Simons (Aquinas College, 1972)
..... Carla McGhee (Tennessee, 1990)
Director of Basketball Operations..... Melissa Maines
Director of Administrative Support Services..... Arnika Edwards
Administrative Assistant..... Ashley Langford
Student Assistant..... Reneisha Hobbs
Video Coordinator..... Kelly Komara
Secretary..... Ann Yates
Basketball Office Phone..... (334) 844-9200
Basketball Office Fax..... (334) 844-9862
Strength and Conditioning..... Megan Young
Athletic Trainer..... Angie Lawrence
Academic Counselor..... Mary Ann Taylor-Sims

Radio Broadcast Information

Radio Station..... WMXA (96.7 FM)
Play-by-Play..... Andy Burcham
Color..... Arnika Edwards
Burcham Email..... aburcham@anetwork.com
Burcham Office Phone..... (334) 826-2929
Network Address..... Auburn Network, Inc.
..... P.O. Box 950
..... Auburn, AL 36831-0950

SOUTH FLORIDA MEDIA RELATIONS

For information on the South Florida Bulls women's basketball team, contact Mike Hogan in the media relations office. His number is 813.469.0616 and his email is mhogan@admin.usf.edu.

For more information, go to www.GoUSFBulls.com.

OFFICIALS

TBA

RANKINGS

Auburn and South Florida are not ranked.

NEXT UP FOR THE TIGERS

Auburn will continue on from Tampa to Freeport, Bahamas to compete in the Junkanoo Jam. The Tigers will open against Sacred Heart at 12 p.m. CT, Friday and will take on either Seton Hall or Boston College on Saturday.

AUBURN'S POST-GAME PROCEDURE

The Auburn locker room is closed. Coach Nell Fortner and selected Tiger players will be brought to the interview room after the 10-minute "cooling off" period.

QUICK HITS

Auburn is in its 40th season of women's basketball and sports an all-time record of 781-346... AU has made 18 NCAA Tournament appearances, two WNIT appearances and three Final Fours in the program's history... Head Coach Nell Fortner is in her seventh season at Auburn with a 134-86 career record and a 117-75 record on the Plains... The Tigers are coming off a 15-16 season in 2009-10.

FIRST GAME IN AUBURN ARENA

Auburn won its inaugural game in the new \$86 million Auburn Arena. The Tigers defeated Mercer, 79-61, for the first regular-season Auburn win, men or women, in the new facility.

The Tigers move across the street this season from its former home, Beard-Eaves-Memorial Coliseum - the team's home since 1974. Auburn played its first game in BEMC on Jan. 11, 1974, defeating in-state rival Alabama, 69-31.

AUBURN-SOUTH FLORIDA SERIES

This will be the first meeting between Auburn and South Florida.

SCOUTING AUBURN

Auburn returns all but one player, including five starters, from last season's squad that went 15-16 (5-11 SEC). The Tigers bring back 80 percent of its scoring from last season, led by senior Alli Smalley with 15.7 points per game, and 82.2 percent of their rebounding. Senior Jordan Greenleaf averaged 7.1 boards per game while Parrisha Simmons added 5.1.

Along with the nine returning letterwinners, Auburn also welcomes five freshmen to the team: Peyton Davis, Camille Glymph, Courtney Strain, Tyrese Tanner and Jassany Williams.

Auburn is 1-2 on the season after taking on a pair of nationally-ranked opponents in No. 16 Florida State and No. 6 Duke. Greenleaf has led the Tigers through the first three games, averaging 13.0 points and 9.0 rebounds per game. She is one of three Tigers averaging double figures, coming in ahead of sophomore Blanche Alverson (12.0 ppg) and Smalley (11.3 ppg).

SCOUTING SOUTH FLORIDA

South Florida returns two starters and seven letterwinners from last season's squad that went 15-16, advancing to the WNIT. The Bulls lost to in-state rival Florida, 61-54.

USF has wins this season against Jacksonville (82-77) and Stetson (80-42), losing at Middle Tennessee State (71-59) and at home against Morgan State (53-51). Three of the Bulls' first four games this season have been at home.

Junior Andrea Smith is leading USF this season with 15.5 points per game. Kaneisha Saunders is right behind her, coming off the bench in all four games, with 9.8 points and 4.8 assists per game. After missing the first two games of the season, Porche Grant has stepped up, averaging 8.0 points and a team-high 12.5 rebounds per game.

LAST TIME OUT FOR AUBURN

After trailing by as many as 16 points, Auburn was able to cut sixth-ranked Duke's lead to seven in the final minute, but it was not enough as the Blue Devils pulled out the 75-62 win over the Tigers Nov. 18 at Auburn Arena.

Senior Alli Smalley and sophomore Morgan Toles led the Tigers in the loss, scoring 12 points each. Sophomore Blanche Alverson scored nine points with a team-high seven rebounds.

Statistical Comparison - Auburn at South Florida

	Auburn	Duke
Coach:	Nell Fortner	Jose Fernandez
Career Record:	134-86	160-151
Top Scorer:	Greenleaf (13.0)	Smith (15.5)
Top Rebounder:	Greenleaf (9.5)	Grant (12.5)
Series Record:	First Meeting	
- at Auburn	First Meeting	
- at Tampa, Fla.	First Meeting	
- at Neutral	First Meeting	
- Overall Streak	First Meeting	
Record	1-2	2-2
Conference Record	0-0	0-0
RealtimeRPI.com Rank	196	81
Points Per Game	67.3	68.0
Scoring Margin	-0.4	+7.2
FG Percentage	.388	.358
Opp. FG %	.417	.336
3FG Percentage	.340	.218
Opp. 3FG %	.321	.257
Rebounds	37.3	45.0
Opp. Rebounds	39.7	45.5
Rebound Margin	-2.4	-0.5
Turnovers	17.0	17.5
Opp. Turnovers	21.7	27.3
Steals	11.7	14.5
Opp. Steals	8.3	6.3
Blocks	4.0	3.5
Opp. Blocks	3.0	1.8

Around the SEC (Through Games of Nov. 17, 2010)

	SEC	Pct.	Overall	Pct.
Alabama	0-0	.000	4-0	1.000
Arkansas	0-0	.000	3-0	1.000
Tennessee	0-0	.000	3-0	1.000
Georgia	0-0	.000	2-0	1.000
Kentucky	0-0	.000	2-0	1.000
Vanderbilt	0-0	.000	2-0	1.000
Ole Miss	0-0	.000	3-1	.750
Florida	0-0	.000	2-1	.667
South Carolina	0-0	.000	2-1	.667
LSU	0-0	.000	2-2	.500
Mississippi State	0-0	.000	1-1	.500
Auburn	0-0	.000	1-2	.333

This Week in the SEC**Sunday, November 21**

Notre Dame at Kentucky [BBSN/FSN]	12 p.m.
Vanderbilt at Florida State	1 p.m.
Indiana at Georgia	1 p.m.
Arizona State at Tennessee [SportSouth]	1 p.m.
Middle Tennessee State at Arkansas	2 p.m.
South Carolina at Penn State [Big Ten Network]	2:30 p.m.

Monday, November 22

Auburn at South Florida	6 p.m.
-------------------------	--------

Tuesday, November 23

North Florida at Florida	3:30 p.m.
McNeese State at Alabama	6 p.m.
Tennessee State at Arkansas	7 p.m.
Tulane at LSU [Cox Sports Television]	7 p.m.
Mississippi State at South Alabama	7 p.m.
Georgia at Southern California	9 p.m.

All Times Central

Moving On Up (Auburn Players in the Career Rankings)...

- **Alli Smalley** needs 8 more 3-pointers to tie Tiffany Krantz for the Auburn record in career 3-pointers
- **Alli Smalley** needs 8 more points to tie Consweila Sparrow for 16th all-time in career scoring at Auburn
- **Jordan Greenleaf** needs 5 more blocked shots to tie Becky Jackson for eighth all-time at Auburn in career blocks
- **Jordan Greenleaf** needs 13 more rebounds to tie Marita Payne for 15th all-time at Auburn in career rebounds and 36 more to tie Mae Ola Bolton for 14th all-time

LAST TIME OUT FOR SOUTH FLORIDA

The University of South Florida women's basketball team got a career-high 14 points from Tiffany Conner and 10 points from Andrea Smith, but that didn't prove to be enough as USF dropped a tough 53-51 decision to Morgan State at the Sun Dome.

South Florida led with 1:34 remaining, but Morgan State was able to get a layup and draw a foul after a Bull turnover, knocking down the free throws to take the lead for the win.

Porche Grant scored six points for USF while pulling down a game-high 15 rebounds along with two blocked shots.

FORTNER VS. FERNANDEZ

This will be the first meeting between Auburn head coach Nell Fortner and South Florida's Jose Fernandez

VS. THE BIG EAST CONFERENCE

Auburn is 19-9 all-time against current members of the Big East Conference. Auburn's last meeting with a Big East team came during the 2009 NCAA Tournament when the Tigers lost to Rutgers, 80-52, in the second round.

ON THIS DATE...

Auburn is 4-2 all-time when playing on Nov. 22 and 2-1 under head coach Nell Fortner. The Tigers' last game on Nov. 22 was a 79-59 loss to Texas A&M last season

IN NOVEMBER

Auburn is 102-24 all-time in the month of November, including a 31-11 mark under Nell Fortner (records begin in 1978-79 season, not all dates provided prior to or during that season).

IN ROAD OPENERS

In 39 seasons, Auburn has put together a 25-14 record in road openers (away or neutral) and a 15-10 mark when playing a true road game. The Tigers are 3-3 in road openers under Nell Fortner.

AGAINST THE SUNSHINE STATE

Auburn holds a 51-20 all-time record against teams from the state of Florida. Florida is the most frequent opponent as the teams have played 47 times. Records against Florida teams: Florida (32-15), Florida A&M (3-1), Florida International (2-1), Florida Southern (1-0), Florida State (9-3), Lynn (1-0), Rollins College (1-0), St. Leo (1-0) and Stetson (1-0)

FLORIDA TIGER

Freshman Jassany Williams is the lone Florida native on Auburn's roster. She attended Nova High School in Davie, Fla.

PLAYING IN FLORIDA

When playing in the state of Florida, Auburn holds a 46-13 record. Nell Fortner has an 8-5 record when playing in Florida.

WHEN IN TAMPA...

While Auburn has never actually played South Florida before, this will not be the Tigers' first trip to the Sun Dome. Auburn played in the South Florida Classic, Dec. 1-2, 2000, defeating Ball State (89-49) and Arkansas-Little Rock (106-37), giving the Tigers a 2-0 record when playing in Tampa.

TOUGH START

Auburn is coming off its most difficult start to a season in the program's history. After opening against Mercer, Auburn played 16th-ranked Florida State and sixth-ranked Duke, giving the Tigers two ranked opponents in the first three games for the first time in school history.

87 AND COUNTING

Auburn junior guard Alli Smalley earned her first collegiate start on Dec. 29, 2007 at Saint Joseph's, the 14th game of her collegiate career, and has not left. Since then, Smalley has started in 87 consecutive games.

DEFENSE MAKES OFFENSE

In Auburn's first three games of the season, the Tigers have used their defense to spark their offense. Auburn has forced 65 turnovers (21.7 per game) this season on 35 steals (11.7 per game), turning them into 24.3 points per game.

DOUBLE DOWN

Senior Jordan Greenleaf pulled down 12 rebounds with 16 points in the season-opener against Florida State, earning her first double-double of the season and fourth of her career.

DISHING IT OUT

By playing in her 30th career game against Mercer, Auburn sophomore became eligible for the career assist rankings. With 146 on her career, she ranks sixth all-time at Auburn with 4.6 per game.

Associated Press Top-25 Poll**Week 1 (Nov. 15)**

Rank	School	Record	Points	Pvs
1	Connecticut (39)	1-0	992	1
2	Baylor (1)	3-0	937	2
3	Stanford	1-0	921	3
4	Tennessee	2-0	883	4
5	Xavier	2-0	821	5
6	Duke	2-0	804	6
7	Ohio State	2-0	757	7
8	Texas A&M	0-0	675	8
9	Kentucky	2-0	664	9
10	West Virginia	1-0	596	11
11	Oklahoma	1-0	594	10
12	Notre Dame	2-0	575	12
13	Georgetown	1-0	513	13
14	North Carolina	1-0	441	15
15	UCLA	2-0	423	16
16	Florida State	2-0	334	18
17	Texas	1-0	319	17
18	Georgia	1-0	270	19
19	Iowa State	2-0	244	20
20	St. John's	1-1	191	14
21	Maryland	1-0	165	21
22	Iowa	2-0	150	22
T23	Texas Christian	1-0	146	23
T23	Vanderbilt	1-0	146	24
25	Michigan State	2-0	120	25

Others Receiving Votes: DePaul 62, California 54, Nebraska 25, Gonzaga 23, **LSU 23**, Kansas State 22, Wisconsin-Green Bay 21, Southern California 17, Penn State 13, Wisconsin 11, Georgia Tech 10, North Carolina State 8, Northwestern 7, Kansas 6, Bowling Green 5, Arkansas-Little Rock 5, Tulane 3, Fresno State 2, San Diego State 1, Pittsburgh 1, James Madison 1, Miami (Fla.) 1

USA Today / ESPN Top-25 Coaches Poll**Week 1 (Nov. 16)**

Rank	School	Record	Points	Pvs
1	Connecticut (28)	1-0	771	1
2	Baylor (3)	3-0	731	2
3	Stanford	1-0	719	2
4	Tennessee	2-0	677	4
5	Xavier	2-0	633	6
6	Duke	2-0	625	5
7	Ohio State	2-0	536	7
8	Texas A&M	0-0	535	8
9	Oklahoma	1-0	523	9
10	Kentucky	2-0	499	10
11	West Virginia	1-0	460	11
12	Notre Dame	2-0	451	12
13	Georgetown	1-0	383	13
14	Florida State	2-0	348	14
15	UCLA	2-0	335	15
16	North Carolina	1-0	292	18
17	Iowa State	2-0	259	17
18	Georgia	1-0	207	19
19	Texas	1-0	202	20
20	Vanderbilt	1-0	144	21
21	Nebraska	1-0	115	23
22	Michigan State	2-0	107	24
23	St. John's	1-1	100	16
24	Iowa	2-0	77	25
25	Texas Christian	1-0	70	NR

Others Receiving Votes: Wisconsin-Green Bay 69, Maryland 56, DePaul 30, California 19, Gonzaga 15, Arkansas-Little Rock 13, Virginia 13, Oklahoma State 11, **Mississippi State 9**, North Carolina State 8, Gardner-Webb 6, Boston College 5, Northwestern 5, Kansas State 3, Kansas 2, Louisville 2, Purdue 2, Western Kentucky 2, Fresno State 2, Georgia Tech 1, **LSU 1**, Middle Tennessee 1, Wisconsin 1

Bold denotes 2010-11 opponents

I'M FIRST!

While it was Mercer's Sharnea Boykin who scored the first field goal in Auburn Arena, sophomore Blanche Alverson came down on the very next possession to pick up Auburn's first field goal and the first 3-pointer in the facility.

EVERYONE PLAYS

All 12 active Tigers have played at least one minute in each of the first three games of the season.

OUTSIDE THE LEAGUE

Nell Fortner has guided the Tigers to a 72-29 ledger in non-conference play. When playing at home, Fortner's teams have posted a 30-6 mark. The only six non-conference losses at home came from Xavier on Dec. 2, 2005 (58-60), No. 2 Duke on Dec. 31, 2004 (61-80), No. 20 George Washington on Jan. 3, 2008 (66-68), No. 15 Texas A&M on Nov. 22, 2009 (59-79), No. 16 Florida State on Nov. 15, 2010 (61-67) and No. 6 Duke on Nov. 18, 2010 (62-75).

OFFENSE WINS GAMES

Auburn is 79-2 when scoring 70 or more points in the Nell Fortner era. The only times Auburn has lost when scoring at least 70 points was on Jan. 20, 2005 vs. No. 7 Tennessee, 71-81 and Feb. 19, 2009 at No. 18 Vanderbilt, 73-70. When scoring less than 70 points, Auburn is 38-73 during the Fortner era.

HOME COOKIN'

Since a 77-70 loss to Virginia on Jan. 5, 1992, the Auburn Tigers have compiled a 126-9 record against non-conference opponents when playing at home.

BUILDING WITH EXPERIENCE

Auburn enters the 2010-11 season with a mix of youth and experience. Nine of the 14 players on the roster are either freshmen or sophomores, but among the nine returning players, Auburn brings back 250 games of experience as a starter.

SMALLEY NAMED PRESEASON ALL-SEC

Auburn senior Alli Smalley was named to the Preseason All-SEC team by both the coaches and the media. The Coaches selected Smalley to the Preseason All-SEC First Team while the media voted her to the Second Team.

Smalley averaged 15.7 points per game last season, chipping in 4.4 rebounds and 2.3 assists per outing.

AUBURN PICKED SIXTH IN SEC PRESEASON MEDIA AND COACHES POLLS

Coming off a 15-16 season, the Auburn women's basketball team was picked sixth in the preseason SEC media and coaches polls. Tennessee was the preseason favorite in both polls.

MAKING IT HOME

Nell Fortner enters her seventh season as Auburn's head coach, marking her longest tenure at any position in her career. The longest Fortner had stayed at a job prior to Auburn came from 1990-95 while she was an assistant coach at Louisiana Tech under legendary head coach Leon Barmore.

NEW FACES

Auburn welcomes five new faces to its lineup this season in freshmen Peyton Davis (Birmingham, Ala.), Camille Glymph (Greenville, S.C.), Courtney Strain (Woodland, Ala.), Tyrese Tanner (Birmingham, Ala.) and Jassany Williams (Davie, Fla.). The recruiting class was ranked 18th in the country by ESPN.com's HoopGurlz.

TIGERS SIGN HASINA MUHAMMAD FOR 2011-12

The Auburn women's basketball signed 6-1 guard/forward Hasina Muhammad (Ridgeway HS, Memphis, Tenn.) to a National Letter of Intent, head coach Nell Fortner announced on Nov. 10.

Muhammad is ranked as the No. 66 overall player in the country by ESPN's HoopGurlz. She is also ranked as the 17th-best guard in the country and No. 2 prospect in Tennessee by HoopGurlz.

Muhammad was also ranked by two other recruiting services. She is the No. 50 overall prospect according to the All-Star Girls Report and No. 47 in the Girls Basketball Report.

WNBA CHAMPION... AGAIN

After winning a WNBA title in 2009 with the Phoenix Mercury, former Tiger Le'Coe Willingham put herself in select company when she turned around and won it again in 2010, this time with the Seattle Storm.

Willingham, a native of Augusta, Ga., averaged 5.5 points and 4.1 rebounds per game as she helped the Storm to a league-best 28-6 record.

The Storm swept Los Angeles in the first round of the playoffs, setting up a meeting of Willingham and her former team, the Mercury, in the conference finals. She defeated her old team, and former Tiger DeWanna Bonner, in a sweep for a trip to the WNBA finals.

Seattle made it a perfect run through the playoffs, sweeping the Atlanta Dream in three games for the title.

SEC PRESEASON POLL (Media Vote)
(First-place votes in Parentheses)**SEC Champion**

Tennessee (15), Kentucky (1), Auburn (1)

Order of Finish

1. Tennessee.....	202
2. Kentucky.....	183
3. Vanderbilt.....	157
4. Georgia.....	150
5. LSU.....	147
6. Auburn.....	120
7. South Carolina.....	84
8. Arkansas.....	81
9. Alabama.....	65
10. Ole Miss.....	47
T11. Mississippi State.....	45
T11. Florida.....	45

Player of the Year

Victoria Dunlap, UK (13), Angie Bjorklund, UT (2), Shekinna Stricklen, UT (2)

All-SEC First TeamLaSondra Barrett, LSU
Victoria Dunlap, Kentucky
Angie Bjorklund, Tennessee
Shekinna Stricklen, Tennessee
Jence Rhoads, Vanderbilt**All-SEC Second Team**Tierney Jenkins, Alabama
Alli Smalley, Auburn
Porsha Phillips, Georgia
A'dia Mathies, Kentucky
Kelley Cain, Tennessee**SEC PRESEASON POLL (Coaches' Vote)****SEC Champion**

Tennessee

Order of Finish

1. Tennessee.....	121
2. Kentucky.....	108
3. LSU.....	93
T4. Georgia.....	88
T4. Vanderbilt.....	88
6. Auburn.....	59
7. South Carolina.....	48
8. Alabama.....	43
9. Ole Miss.....	42
10. Florida.....	39
11. Arkansas.....	35
12. Mississippi State.....	28

Player of the Year

Victoria Dunlap, UK (8); Shekinna Stricklen, UT (2); Marah Strickland, USC (1); Jence Rhoads, VU (1)

All-SEC First TeamAlli Smalley, Auburn
Porsha Phillips, Georgia
Victoria Dunlap, Kentucky
A'dia Mathies, Kentucky
LaSondra Barrett, LSU
Angie Bjorklund, Tennessee
Shekinna Stricklen, Tennessee
Jence Rhoads, Vanderbilt**All-SEC Second Team**Tierney Jenkins, Alabama
C'eira Ricketts, Arkansas
Jasmine James, Georgia
Katherine Graham, LSU
Marah Strickland, South Carolina
Kelley Cain, Tennessee
Glory Johnson, Tennessee
Hannah Tuomi, Vanderbilt**TIGERS ON THE TUBE**

As part of the SEC's television agreement with ESPN, the Auburn women's basketball team will be televised six times this season on Fox Sports Net, CSS, the SEC Network and ESPN2. The SEC Tournament will be televised on Fox Sports Net, ESPNU and ESPN2. In all, the SEC will be televised in more than 70 games this season.

Auburn will be televised three times at home at the new Auburn Arena and three times on the road. The first will be the SEC-opener on Jan. 2 at Alabama on CSS, followed by a Jan. 16 home meeting with LSU on CSS. The Tigers will appear on CSS again a week later, on Jan. 23, as Tennessee comes to town.

Auburn will then make an ESPN2 appearance on Feb. 13 at Arkansas before traveling to South Carolina for a Feb. 20 game on the Fox Sports Net.

The Tigers will close out the regular season with a Feb. 27 home game against Kentucky on the SEC Network.

**AUBURN TO HOST 2011 NCAA TOURNAMENT
FIRST AND SECOND ROUNDS**

The new Auburn Arena will close out its first season of operation, March 19-22, as a host site for the first and second rounds of the 2011 NCAA Women's Basketball Tournament. Auburn's bid to host the opening rounds was selected by the NCAA and announced on Oct. 29, 2009.

The 2011 event will mark the first time for Auburn to host the first and second rounds of the NCAA Tournament under its current bid format. The Tigers hosted NCAA Tournament games on nine occasions between 1983 and 1993, posting an 11-0 record over that time. Auburn last hosted on March 21, 1993 when the Tigers downed Louisville, 66-61.

Auburn will be one of 16 first- and second-round sites in 2011. The complete list of host sites includes Albuquerque, N.M. (University of New Mexico, The Pit/Bob King Court); Auburn, Ala. (Auburn University, Auburn Arena); Charlottesville, Va. (University of Virginia, John Paul Jones Arena); Cincinnati, Ohio (Xavier University, Cintas Center); College Park, Md. (University of Maryland, Comcast Center); Columbus, Ohio (Ohio State University, St. John Arena); Durham, N.C. (Duke University, Cameron Indoor Stadium); Knoxville, Tenn. (University of Tennessee, Thompson-Boling Arena); Salt Lake City, Utah (University of Utah, John M. Huntsman Center); Spokane, Wash. (Gonzaga University, McCarthy Athletic Center); Shreveport, La. (Louisiana Tech University, CenturyTel Center); Stanford, Calif. (Stanford University, Maples Pavilion); Storrs, Conn. (University of Connecticut, Harry A. Gampel Pavilion); University Park, Penn. (Pennsylvania State University, Bryce Jordan Center); Waco, Texas (Baylor University, Ferrell Center); and Wichita, Kan. (Wichita State University, INTRUST Bank Arena).

The 16 advancing teams will continue play at four regional sites: Dayton, Ohio (University of Dayton Arena), Spokane, Wash. (Spokane Veterans Memorial Arena), Dallas, Texas (American Airlines Center) and Philadelphia, Pa. (Liacouras Center). The 2011 NCAA Women's Final Four will be held at Lucas Oil Stadium in Indianapolis, Ind. on April 3 and 5.

The Southeastern Conference**Commissioner:** Mike Slive**Founded:** 1933**Members:**

Alabama Crimson Tide
 Arkansas Lady Razorbacks
 Auburn Tigers
 Florida Gators
 Georgia Bulldogs
 Kentucky Wildcats
 LSU Tigers
 Mississippi Rebels
 Mississippi State Bulldogs
 South Carolina Gamecocks
 Tennessee Lady Volunteers
 Vanderbilt Commodores

SEC Media Relations**Women's Basketball Contact:** Tammy Wilson**Address:**

2201 Richard Arrington Blvd.
 Birmingham, Ala. 35203-1103

Phone: 205.458.3000**Fax:** 205.458.3031**E-mail:** twilson@sec.org**Web site:** www.SECsports.com**SEC Women's Basketball Notes**

- The SEC has posted impressive non-conference records in the last decade. The SEC compiled a 121-45 (.729) non-conference record during the 2009-10 season.
- Since the 1990 season, the SEC has compiled a 2,774-844 (.767) record against other conferences. The league has recorded 150+ wins during eight seasons and has never recorded a non-conference winning percentage below .723.
- SEC teams have earned appearances in 25 of 29 NCAA Final Fours, an accomplishment unmatched by any other league.
- Overall, SEC squads have filled 34 of the 116 Final Four berths, including having two Final Four teams in 1988 (Auburn, Tennessee), 1989 (Auburn, Tennessee), 1995 (Georgia, Tennessee), 1996 (Georgia, Tennessee), 1998 (Arkansas, Tennessee), 2004 (LSU, Tennessee), 2005 (LSU, Tennessee), 2007 (LSU, Tennessee) and 2008 (LSU, Tennessee).
- SEC teams have made 18 appearances in a nation-high 16 NCAA Championship games, winning eight NCAA Championships (Tennessee: 1987, 1989, 1991, 1996, 1997, 1998, 2007 and 2008).
- The league also had the distinction of providing both national finalists twice in its history in 1996 (Tennessee 83, Georgia 65) and in 1989 (Tennessee 76, Auburn 60).
- SEC teams have won 329 NCAA Tournament games against 168 losses (.662) for an average of 11.4 NCAA wins per year.
- In addition, all 12 current members have appeared in the NCAA Tournament.
- The SEC has paced the pack in NCAA tournament bids 21 times in its 29-year history.
- The SEC was the first league to ever have eight teams invited to the NCAA Tournament, doing so in 1999 and 2002.
- The SEC was also the first league to ever have seven teams invited to the NCAA Tournament and earned this honor a leading seven times (1986, 1991, 1995, 1996, 1997, 2003, 2004).
- The SEC is one of a handful of leagues to have won three national tournament titles with eight NCAA, two WNIT and three NWIT. Along with the eight NCAA championships won by Tennessee, Arkansas (1999) and Auburn (2003) captured the current Women's NIT titles. But the first-ever SEC national title belongs to Georgia, winners of the 1981 NWIT which predates the current NCAA tournament. LSU (1985) and Kentucky (1990) each won NWIT titles. Both Arkansas (1987) and South Carolina (1979) won the WNIT as members of their previous conferences.
- In 2003, Auburn won the WNIT title with wins over South Alabama, Florida State, Richmond, Creighton and Baylor. In 1999, the Arkansas Lady Razorbacks defeated Wisconsin 76-64 to claim the SEC's first WNIT championship.
- In 1981, Georgia defeated Pittsburg, California and Arizona State (in OT) to capture the NWIT Championship, the first-ever national championship of any kind for the SEC in women's basketball.

Quoting Head Coach Nell Fortner

On South Florida...

"South Florida is very athletic, very fast. They like to play an up-tempo style and they get to the free-throw line a lot. They get a lot of penetration and try to make you play faster than you want to play. They are a nice team, a very strong team at home, too. They have a great home-court advantage."

On going on the road for the first time...

"I'm looking forward to taking the team on the road. It is time to get road tested, to get out of town and see how much we have grown. I am anxious to see how much we have grown as a team after the last two games."

On what has been learned from the previous two games...

"Over the last two games, I think we saw what are bench is capable of doing. We are learning about rotations and some of the versatility we have on the defensive end that we need to take advantage of. We have also learned that we have to become a better rebounding team and we have put more emphasis on that. There was a lot to take away from playing Florida State and Duke."

MISCELLANEOUS STATISTICS

Double-Doubles	Season	Career
Jordan Greenleaf	1	4
Alli Smalley	0	1

20+ Point Games	Season	Career
Alli Smalley	0	13
Nicolle Thomas	0	1

10+ Rebound Games	Season	Career
Jordan Greenleaf	1	8
Chantel Hilliard	0	1
Parrisha Simmons	0	1
Alli Smalley	0	1

10+ Assist Games	Season	Career
Morgan Toles	0	1

GAMES LED AUBURN IN...

Scoring	Season	Career
Blanche Alverson	1	1
Jordan Greenleaf	1	8
Alli Smalley	2	28
Morgan Toles	1	3
Nicolle Thomas	0	1

Rebounding	Season	Career
Blanche Alverson	1	1
Jordan Greenleaf	2	26
Chantel Hilliard	0	2
Parrisha Simmons	0	7
Alli Smalley	0	1
Morgan Toles	0	1

Assists	Season	Career
Blanche Alverson	0	3
Jordan Greenleaf	0	4
Morgan Jennings	0	2
Parrisha Simmons	0	2
Alli Smalley	0	17
Nicolle Thomas	0	1
Morgan Toles	3	25

2010-11 DOUBLE-DOUBLES

Player	Points	Other
Jordan Greenleaf (vs. Mercer)	16	12 (reb.)

Last Time an Auburn Team...

Scored 100 points	Auburn 119, Sam Houston State 54 (Dec. 5, 2008)
Scored 100 points in an SEC game	Auburn 102, Tennessee 96, SEC Tournament in Albany, Ga. (Mar. 6, 1987)
Scored 100 at Auburn	Auburn 119, Sam Houston State 54 (Dec. 5, 2008)
Scored 100 points and lost	Never
Scored 110 points	Auburn 119, Sam Houston State 54 (Dec. 5, 2008)
Scored 115 points	Auburn 119, Sam Houston State 54 (Dec. 5, 2008)
Scored at least 60 points in a half	62-vs. Sam Houston State (Dec. 5, 2008)
Had 25+ rebound margin	28-Auburn 55, Sam Houston State 27 (Dec. 5, 2008)
Had 20+ rebound margin	22-Auburn 48, South Alabama 26 (Dec. 20, 2009)
Attempted 35 free throws	35-vs. Florida A&M (Nov. 28, 2009)
Attempted 40 free throws	41-vs. Alabama State (Nov. 15, 2006)
Made 30 free throws	31-vs. Northwestern State (31-43) (Dec. 30, 2003)
Had 25 assists	25- vs. Alabama (Jan. 22, 2009)
Had 25 turnovers	25- at Kentucky (Jan. 24, 2010)
Had 25 steals	25- vs. Arkansas-Little Rock (Dec. 2, 2000)
Scored 25 points or less	25- vs. Mercer (1971)
Played an overtime game	at LSU (Jan. 10, 2010)
Won an overtime game	Auburn 64, LSU 62 at Baton Rouge, La. (Jan. 10, 2010)
Lost an overtime game	Florida 71, Auburn 68 (2OT) at Gainesville, Fla. (Jan. 7, 2010)
Played a double overtime game	Florida 71, Auburn 68 at Gainesville, Fla. (Jan. 7, 2010)
Played at least three overtimes	Never
Shot 70% for a half	73.9%, 17-23-vs. Alabama (Jan. 22, 2009)
Shot 60% for a game	vs. Alabama (61.8%, 34-55) (Jan. 22, 2009)
Shot less than 30% for a game	(27.8%, 20-72) at Rutgers (Mar. 23, 2009)
Shot 90% from the free throw line (minimum 10 attempts)	(10-10) vs. Mississippi State (Feb. 3, 2008)
Shot 50% from 3-point line	(8-14, 57.1%) vs. Florida, SEC Tournament, Duluth, Ga., (Mar. 4, 2010)
Shot less than 30% in a half	19.0% in the 1st half vs. LSU (Feb. 14, 2010)
Shot less than 20% in a half	19.0% in the 1st half vs. LSU, (Feb. 14, 2010)
Shot 55% or better and lost	58.1%, 25-43-vs. Tennessee, (Jan. 20, 2005)
Made at least 10 3-point field goals	12-17 vs. Colgate (Dec. 5, 2007)
Failed to make a 3-point field goal	0-11 at San Diego State (Dec. 30, 2009)
Had at least 60 rebounds	61 vs. Stephen F. Austin, (Dec. 17, 2007)
Had at least 50 rebounds	52- vs. Mercer in Auburn, Ala. (Nov. 12, 2010)
Scored under 20 points in a 1st half	13 pts vs. LSU (Feb. 14, 2010)
Scored under 20 points in a 2nd half	19-vs. Tennessee in the SEC Tournament in North Little Rock, Ark. (Mar. 3, 2006)
Scored under 50 points in a game	49 vs. South Carolina in Columbia, S.C. (Jan. 17, 2010)

Last Time an Auburn Player...

Scored 40 points	41-Consweila Sparrow vs. South Alabama (Feb. 17, 1998)
Scored 35 points	35-DeWanna Bonner vs. Tennessee (Jan. 25, 2009)
Scored 30 points	32-DeWanna Bonner vs. Ole Miss (Mar. 6, 2009)
Attempted 25 field goals	25-Natasha Brackett (9-25) at LSU (Jan. 30, 2005)
Recorded a double-double	Jordan Greenleaf (16 pts./12 rebs.) vs. Mercer in Auburn, Ala., (Nov. 12, 2010)
Recorded a double-double with points and assists	Whitney Boddie (15 pts./10 assts) vs. Ole Miss, SEC Tournament, North Little Rock, Ark. (Mar. 6, 2009)
Recorded consecutive double-doubles	KeKe Carrier (18 pts./10 rebs) vs. Mississippi State (Jan. 3, 2010)
	and (24 pts./12 rebs) vs. Florida in Gainesville, Fla. (Jan. 7, 2010)
Two players recorded a double-double	DeWanna Bonner (32 pts./13 rebs) & Whitney Boddie (15 pts./10 asst.) vs. Ole Miss in the SEC Tournament in North Little Rock, Ark. (March 6, 2009)
Had a double-double at halftime	DeWanna Bonner (14 pts./10 rebs.) vs. Ole Miss (Mar. 6, 2009)
Recorded a triple-double	Whitney Boddie (24 pts./11 rebs./12 asst.) vs. Sam Houston State (Dec. 5, 2008)
Had 10 assists	10- Morgan Toles vs Georgia (Jan. 31, 2010)
Had 15 assists	18-Martha Monk vs. Alabama State (Feb. 18, 1981)
Had 10 blocks	13- Marita Payne vs. Arkansas (Feb. 3, 2005)
Had 5 steals	6-DeWanna Bonner vs. Tennessee (Jan. 25, 2009)
Had 15 rebounds	16-Jordan Greenleaf vs. Mississippi State (Jan. 3, 2010)
Had 20 rebounds	20-Monique Morehouse at LSU (Feb. 4, 1995)
Made 15 field goals	15-Consweila Sparrow (15-16) vs. USA (Feb. 17, 1998)
Two players scored 20 points	Alli Smalley (27 pts.) & KeKe Carrier (20 pts.) vs. Alabama (Jan. 14, 2010)
Two players scored 30 points	Laticia Morris (33 points) & Tara Williams (30 points) vs. South Alabama (Jan. 14, 1997)
Back-to-back 25 point games	Alli Smalley 26 pts. vs. Kentucky (Feb. 28, 2010) & 29 pts. vs. Florida in SEC Tournament in Duluth, Ga. (Mar. 4, 2010)
Only one player scored in double figures	Alli Smalley (21 pts.) at Tennessee (Jan. 28, 2010)
Five players scored in double figures	Boddie (20 pts.), Bonner (17 pts.), S. Hobbs (15 pts.), Smalley (11 pts.) & Jackson (10 pts.) vs. Kentucky (Feb. 12, 2009)
Six players scored in double figures	Carrier (19 pts.), Bonner (18 pts.), Smalley (16 pts.), Boddie (13 pts.), R. Hobbs (13 pts.), Hilliard (13 pts.) & S. Hobbs (10 pts.) vs. Sam Houston State (Dec. 5, 2008)

TIGERS' RECORD WHEN...

Leading at the half	1-1
Trailing at the half	0-1
Tied at the half	0-0
Scores 100+ points	0-0
Scores 90-99 points	0-0
Scores 80-89 points	0-0
Scores 70-79 points	1-0
Scores 60-69 points	0-2
Scores fewer than 60 points	0-0
Holds opponent to 41-50 points	0-0
Holds opponent to 31-40 points	0-0
Holds opponent to under 30 points	0-0
Shoots 50% FG or better	0-0
Shoots 40-49% FG	0-1
Shoots 39% or under FG	1-1
Holds opponent under 30% FG	0-0
Shoots higher FG% than opponent	1-0
Shoots lower FG% than opponent	0-2
Shoots higher FT% than opponent	1-0
Shoots lower FT% than opponent	0-2
Out-rebounds opponent	1-0
Out-rebounded by opponent	0-1
Tied in rebounds	0-1
Versus ranked opponent	0-2
In overtime	0-0
Games decided by 3 points or less	0-0
Games decided by 4-5 points	0-0
Games decided by 6-10 points	0-1
Games decided by 11-20 points	1-1
Games decided by 21-30 points	0-0
Games decided by 30+ points	0-0

Seven players scored in double figures	Carrier (19 pts.), Bonner (18 pts.), Smalley (16 pts.), Boddie (13 pts.)
Scored 20 points & had 20 rebounds	R. Hobbs (13 pts.), Hilliard (13 pts.) & S. Hobbs (10 pts.) vs. Sam Houston State (Dec. 5, 2008)
Two players had 10 rebounds	Lauretta Freeman (30 pts/21 rebs.) vs. Alabama, (Feb. 17, 1993)
Three players had 10 rebounds	KeKe Carrier (12 rebs.) & Jordan Greenleaf (10 rebs.) vs. Florida in Gainesville, Fla. (Jan. 7, 2010)
Played every minute	Jordan Greenleaf (40 Mins.) vs. Florida, SEC Tournament, Duluth, Ga., (Mar. 4, 2010)
Played more than 40 minutes	Alli Smalley (45 mins.), Jordan Greenleaf (43 mins.) & Morgan Toles (41 mins.) at LSU (Jan. 10, 2010)

Last Time an Auburn Opponent...

Shot less than 30% in a game (SEC)	Mississippi State - 28.0% in Starkville, Mississippi (Feb. 21, 2010)
Shot less than 30% in a game (Non-conf)	Florida A&M - 26.9% in Tallahassee, Florida (Nov. 28, 2009)
Shot 60% in a game	Vanderbilt 60.4% in Nashville, Tennessee in the SEC Tournament, (Mar. 5, 2004)
Scored 100 points	Georgia 102, Auburn 72 in Athens, Ga. (Mar. 3, 1984)
Scored 100 points at Auburn	Tuskegee 105, Auburn 98 (20T) (Feb. 12, 1979)
Scored 100 points and Lost	Never
Scored 110 points	Never
Had 25+ rebound margin	Never
Had a 20+ rebound margin	Never
Scored under 20 points in a 1st half	Mississippi State 19 pts in Starkville, Mississippi (Feb. 21, 2010)
Scored under 20 points in a 2nd half	Mississippi State 17 pts in Starkville, Mississippi (Feb. 21, 2010)
Had 50 rebounds	50-vs. Tennessee in Knoxville, Tenn., (Jan. 10, 2008)
Had 25 assists	25- by Florida International in Miami, Fla. (Dec. 19, 1993)
Had 25 turnovers	29- by Florida State (Nov. 15, 2010)
Had 15 steals	15- by Duke (Nov. 18, 2010)
Had 10 blocks	12-by Tennessee (Jan. 10, 2008)
Failed to make a 3-point field goal	Coppin State 0-0 (Dec. 21, 2008)
Attempted 35 free throws	36-by Arizona 25-36 (Dec. 19, 2000)
Made 30 free throws	30- by Arkansas (Jan. 22, 1995)
Made 10 3-point field goals	by Tennessee 13 3-point FGs, in Knoxville, Tennessee, (Jan. 28, 2010)
Scored under 50 points in a game	Mississippi State 36 pts in Starkville, Mississippi (Feb. 21, 2010)
Scored 40 points or less	36- by Mississippi State (Feb. 21, 2010)
Scored 25 points or less	25- by Puerto Rico Mayaguez (Dec. 17, 2000)
Scored 11 points or less	11-by Montevallo (1973) and 11-by Jeff Davis (1973)

Last Time an Auburn Opponent's Player...

Scored 30 points	32-Monika Bosili of Florida International (Nov. 30, 2008)
Scored 35 points	38-Lindsay Shearer of Kent State in Kent, Ohio (Nov. 20, 2005)
Attempted 25 field goals	27- Jantel Lavender (9-27) of Ohio State (Nov. 23, 2008)
Scored 20 points & had 20 rebounds	Young of Baylor in the Women's NIT Championship Game, (20 pts./25 rebs.), (Apr. 4, 2003)
Two players scored 20 points	by South Carolina, Kelsey Bone (24 pts) & Valerie Nainima (20 pts), (Feb. 4, 2010)
Three players scored 20 points	by LSU in Baton Rouge, Chatman (22 pts), Johnson (21 pts) & Lowery (20 pts), (Jan. 12, 1991)
Five players scored in double figures	J. Thomas (16 pts), Gray (13 pts), K. Thomas (11 pts), Christmas (10 pts) & Peters (10 pts) of Duke (Nov. 18, 2010)
Six players scored in double figures ..	Smith (15 pts), Bales (14 pts), Foley (11 pts), Williams (10 pts), Currie (10 pts) & Kurz (10 pts) of Duke (Dec. 31, 2004)
Recorded a double-double	Cierra Bravard (12 pts./10 rebs.) of Florida State (Nov. 15, 2010)
Recorded a double-double with points and assists	Ceira Ricketts of Arkansas in Fayetteville, Ark., (14 pts/13 rebs/12 assts.), (Jan. 18, 2009)
Recorded a triple-double	Ceira Ricketts (14 pts./13 rebs./12 asst.) of Arkansas (Jan. 18, 2009)
Two players recorded a double-double	Tasha Humphrey (22 pts/14 rebs) & Angel Robinson (14 pts/11 rebs) of Georgia in Athens, Ga. (Feb. 24, 2008)
Had 15 rebounds	15-by Alyssia Brewer of Tennessee (Mar. 7, 2009)
Had 20 rebounds	20-Sylvia Fowles of LSU (Jan. 28, 2007)
Had 10 assists	10-Shantell Black of Ole Miss (Mar. 6, 2009)
Had 10 blocks	Never
Had 5 blocks	5-Azania Stewart of Florida (Jan. 7, 2010)
Had 5 steals	6-Jence Rhoads of Vanderbilt (Jan. 21, 2010)
Made 15 field goals	15-Chamique Holdscow (15-21) of Tennessee (Feb. 1, 1998)
Had 15 assists	16-Cindy McMahan of Alabama-Huntsville (Nov. 24, 1980)

AUBURN IN THE SEC INDIVIDUAL RANKINGS
(As of Nov. 20, 2010)**Points per Game**

1. Stephanie Holzer (VU)	23.0
T15. Jordan Greenleaf (VU)	13.0
T19. Blanche Alverson (AU)	12.0
T26. Alli Smalley (AU)	11.3

Rebounds per Game

1. Porsha Phillips (UGA)	12.5
T6. Jordan Greenleaf (AU)	9.0

Offensive Rebounds per Game

1. Ashley Brown (MSU)	7.5
T5. Jordan Greenleaf (AU)	4.0

Defensive Rebounds per Game

1. Porsha Phillips (UGA)	7.5
T9. Jordan Greenleaf (AU)	5.0

Field Goal Percentage

N/A

Three-Point Percentage

1. Jasmine Lister (VU)667
7. Blanche Alverson (AU)350

Three-Point FG Made per Game

1. Angie Bjorklund (UT)	4.7
T8. Blanche Alverson (AU)	2.3

Free Throw Percentage

1. Lanita Bartley (UF)	1.000
T9. Alli Smalley (AU)800
13. Jordan Greenleaf (AU)714

Assists per Game

1. Morgan Toles (AU)	6.0
----------------------------	-----

Steals per Game

1. Victoria Dunlap (UK)	5.5
12. Jordan Greenleaf (AU)	2.3

Blocked Shots per Game

T1. Victoria Dunlap (UK)	3.5
T1. Samantha Drake (UK)	3.5
T11. Jassany Williams (AU)	1.3
T13. Jordan Greenleaf (AU)	1.0

Assist-to-Turnover Ratio

1. Latear Eason (LSU)	6.0
7. Morgan Toles (AU)	2.0

AUBURN IN THE SEC TEAM RANKINGS

Scoring Offense	8th (67.3)
Scoring Defense	11th (67.7)
Scoring Margin	12th (-0.3)
Free Throw Percentage	7th (.625)
Field Goal Percentage	9th (.388)
3-Point FG Percentage	3rd (.340)
Field Goal Percentage Defense	10th (.417)
3-Point FG Percentage Defense	4th (.321)
Rebounding Offense	12th (37.3)
Rebounding Defense	17th (39.7)
Rebounding Margin	12th (-2.3)
Blocked Shots	18th (4.0)
Assists	5th (14.3)
Steals	3rd (11.7)
Turnover Margin	5th (+4.7)
Assist/Turnover Ratio	6th (0.8)
Offensive Rebounds	9th (16.0)
Defensive Rebounds	11th (21.3)
Three-Point FG Made	6th (5.3)

2010-11 Starting Lineups

	Guard (1)	Guard (2)	Guard/Forward (3)	Forward (4)	Forward/Center (5)
MERCER	Morgan Toles	Alli Smalley	Parrisha Simmons	Blanche Alverson	Jordan Greenleaf
FLORIDA STATE	Morgan Toles	Alli Smalley	Parrisha Simmons	Blanche Alverson	Jordan Greenleaf
DUKE	Morgan Toles	Alli Smalley	Parrisha Simmons	Blanche Alverson	Jordan Greenleaf

Record by Starting Lineup

Toles, Smalley, Simmons, Alverson, Greenleaf	1-2 (.333)
--	------------

Game-by-Game Leaders

	Points	Rebounds	Assists	Steals	Blocked Shots
MERCER	16-Smalley/Greenleaf	12-Greenleaf	6-Toles	3-Greenleaf/Jennings	2-Williams
FLORIDA STATE	16-Alverson	9-Greenleaf	7-Toles	3-Three tied	2-Greenleaf/Williams
DUKE	12-Smalley/Toles	7-Alverson	5-Toles	2-Toles/Simmons	None

Scoring Breakdown

(Percentage of total points in parentheses)

Opponent	Front Court	Back Court	Sr.	Jr.	So.	Fr.	Starters	Bench
MERCER	47 (59.5)	32 (40.5)	32	11	17	19	46 (58.2)	33 (41.8)
FLORIDA STATE	36 (59.0)	25 (41.0)	21	2	31	7	54 (88.5)	7 (11.5)
DUKE	23 (37.1)	39 (62.9)	20	13	23	6	45 (72.6)	17 (27.4)

Lead-Deficit Comparison

Opponent	Largest Lead	Largest Deficit	Lead Changes	Ties	Result
MERCER	24 (2nd, 15:38)	2 (1st, 19:13)	3	1	W, 79-61
FLORIDA STATE	9 (2nd, 19:36)	10 (1st, 9:55)	9	4	L, 61-67
DUKE	5 (1st, 18:03)	16 (2nd, 3:36)	7	3	L, 62-75

Specialty Statistics (Auburn-Opponent)

Opponent	Bench Points	Points in the Paint	Points off Turnovers	Second Chance Points	Fast Break Points
MERCER	33-12	36-10	27-8	23-18	9-2
FLORIDA STATE	7-15	22-32	29-16	11-18	2-0
DUKE	17-33	10-48	16-25	5-8	2-8

Comparison Statistics (Auburn/Opponent)

Opponent	1st	2nd	Score	Mar	Total FG	FG Pct	3-Pointers	3FG Pct	Free Throws	FT Pct	Reb.	Mar	Assist	TO	Bk	Stl	Fouls
MERCER	40/20	39/41	79-61	+18	28-72/21-62	.389/.339	6-20/9-23	.300/.391	17-27/10-17	.630/.588	52/41	+11	18/11	13/19	6/2	15/4	17/17
FLORIDA STATE	30/23	31/44	61-67	(6)	25-66/22-53	.379/.415	4-10/5-15	.400/.333	7-13/18-22	.538/.818	29/47	(18)	12/10	17/29	6/2	12/6	19/18
DUKE	29/39	33/36	62-75	(13)	20-50/30-60	.400/.500	6-17/4-18	.353/.222	16-24/11-13	.667/.846	31/31	-	13/10	21/17	0/5	8/15	17/19

2009-10 Auburn Superlatives...**First Half**

Most points scored in the first half.....	40, vs. Mercer (11-12-10)
Fewest points scored in the first half.....	29, vs. Duke (11-18-10)
Fewest points allowed in the first half.....	20, vs. Mercer (11-12-10)
Most points allowed in the first half.....	39, vs. Duke (11-18-10)
Best FG % in the first half.....	.405, vs. Mercer (11-12-10)
Worst FG % in the first half.....	.360, vs. Duke (11-18-10)
Best FG % by an opponent in the first half.....	.500, vs. Duke (11-18-10)
Worst FG % by an opponent in the first half.....	.241, vs. Mercer (11-12-10)
Most rebounds in the first half.....	26, vs. Mercer (11-12-10)
Fewest rebounds in the first half.....	15, vs. Duke (11-18-10)
Most rebounds by an opponent in the first half.....	22, vs. Florida State (11-15-10)
Fewest rebounds by an opponent in the first half.....	16, vs. Duke (11-18-10)

Second Half

Most points scored in the second half.....	39, vs. Mercer (11-12-10)
Fewest points scored in the second half.....	31, vs. Florida State (11-15-10)
Fewest points allowed in the second half.....	36, vs. Duke (11-18-10)
Most points allowed in the second half.....	44, vs. Florida State (11-15-10)
Best FG % in the second half.....	.440, vs. Duke (11-18-10)
Worst FG % in the second half.....	.371, vs. Mercer (11-12-10)
Best FG % by an opponent in the second half.....	.500, vs. Duke (11-18-10)
Worst FG % by an opponent in the second half.....	.424, vs. Mercer (11-12-10)
Most rebounds in the second half.....	26, vs. Mercer (11-12-10)
Fewest rebounds in the second half.....	11, vs. Florida State (11-15-10)
Most rebounds by an opponent in the second half.....	25, vs. Florida State (11-15-10)
Fewest rebounds by an opponent in the second half.....	15, vs. Duke (11-18-10)

Game

Most points scored.....	79, vs. Mercer (11-12-10)
Fewest points scored.....	61, vs. Florida State (11-15-10)
Most points allowed.....	75, vs. Duke (11-18-10)
Fewest points allowed.....	61, vs. Mercer (11-12-10)
Best FG %.....	.400, vs. Duke (11-18-10)
Worst FG %.....	.379, vs. Florida State (11-15-10)
Best FG % by an opponent.....	.500, vs. Duke (11-15-10)
Worst FG % by an opponent.....	.339, vs. Mercer (11-12-10)
Most rebounds.....	52, vs. Mercer (11-12-10)
Fewest rebounds.....	29, vs. Florida State (11-15-10)
Most rebounds by an opponent.....	47, vs. Florida State (11-15-10)
Fewest rebounds by an opponent.....	31, vs. Duke (11-18-10)

Miscellaneous

Largest margin of victory.....	18, vs. Mercer (11-12-10)
Smallest margin of victory.....	18, Mercer (11-12-10)
Largest margin of defeat.....	13, vs. Duke (11-18-10)
Smallest margin of defeat.....	6, vs. Florida State (11-15-10)
Largest halftime lead.....	20, vs. Mercer (11-12-10)
Smallest halftime lead.....	7, vs. Florida State (11-15-10)
Last time tied at halftime.....	N/A
Largest halftime deficit.....	10, vs. Duke (11-18-10)
Smallest halftime deficit.....	10, vs. Duke (11-18-10)
Largest rebounding margin.....	11, vs. Mercer (11-12-10)
Smallest rebounding margin.....	11, vs. Mercer (11-12-10)
Last time tied in rebounding.....	vs. Duke (11-18-10)
Opponent's largest rebounding margin.....	18, vs. Florida State (11-15-10)
Opponents smallest rebounding margin.....	18, vs. Florida State (11-15-10)

2010-11 Auburn Individual Highs...**First Half**

Points.....	9, Blanche Alverson vs. Mercer (11-12-10)
Field Goals Made.....	3, on four occasions
Field Goal Attempts.....	7, on four occasions
Field Goal Percentage.....	.500 (3-of-6), Morgan Toles vs. Florida State (11-15-10)
3-Point Field Goals Made.....	3, Blanche Alverson vs. Mercer (11-12-10)
3-Point Field Goal Attempts.....	7, Blanche Alverson vs. Mercer (11-12-10)
3-Point Field Goal Percentage.....	.429 (3-of-7), Blanche Alverson vs. Mercer (11-12-10)
Free Throws Made.....	2, on five occasions
Free Throws Attempted.....	4, Morgan Toles vs. Mercer (11-12-10)
Free Throw Percentage.....	1.000 (2-of-2), on five occasions
Rebounds.....	7, Jordan Greenleaf vs. Florida State (11-15-10)
Assists.....	4, Morgan Toles vs. Mercer (11-12-10) and Florida State (11-15-10)
Blocked Shots.....	2, Greenleaf and Williams vs. Florida State (11-15-10)
Steals.....	3, on two occasions

Second Half

Points.....	16, Jordan Greenleaf vs. Mercer (11-12-10)
Field Goals Made.....	6, Jordan Greenleaf vs. Mercer (11-12-10)
Field Goal Attempts.....	10, Jassany Williams vs. Mercer (11-12-10)
Field Goal Percentage.....	.750 (6-of-8), Jordan Greenleaf vs. Mercer (11-12-10)
3-Point Field Goals Made.....	1, on four occasions
3-Point Field Goal Attempts.....	3, Alli Smalley vs. Mercer (11-12-10) and Florida State (11-15-10)
3-Point Field Goal Percentage.....	.333 (1-of-3), on two occasions
Free Throws Made.....	4, Jordan Greenleaf vs. Mercer (11-12-10)
Free Throws Attempted.....	5, Jordan Greenleaf vs. Mercer (11-12-10)
Free Throw Percentage.....	1.000 (3-of-3), Jordan Greenleaf vs. Florida State (11-15-10)
Rebounds.....	10, Jordan Greenleaf vs. Mercer (11-12-10)
Assists.....	3, Morgan Toles vs. Florida State (11-15-10)
Blocked Shots.....	1, on three occasions
Steals.....	2, on three occasions

Game

Points.....	16, on three occasions
Field Goals Made.....	7, Alverson and Toles vs. Florida State (11-15-10)
Field Goal Attempts.....	15, Alli Smalley vs. Mercer (11-12-10) and Florida State (11-15-10)
Field Goal Percentage.....	.667 (6-of-9), Jordan Greenleaf vs. Mercer (11-12-10)
3-Point Field Goals Made.....	3, Blanche Alverson vs. Mercer (11-12-10)
3-Point Field Goal Attempts.....	9, Blanche Alverson vs. Mercer (11-12-10)
3-Point Field Goal Percentage.....	.333 (3-of-9), Blanche Alverson vs. Mercer (11-12-10)
Free Throws Made.....	4, on three occasions
Free Throws Attempted.....	5, Jordan Greenleaf vs. Mercer (11-12-10) and Florida State (11-15-10)
Free Throw Percentage.....	1.000 (4-of-4), Alli Smalley vs. Duke (11-18-10)
Rebounds.....	12, Jordan Greenleaf vs. Mercer (11-12-10)
Assists.....	7, Morgan Toles vs. Mercer (11-12-10)
Blocked Shots.....	2, on three occasions
Steals.....	3, on five occasions

Minimums: FG % (min. 5 attempts), 3FG % (min. 3 attempts), FT % (min 3 attempts)

2010-11 Opponent Individual Highs...**First Half**

Points.....	10, Haley Peters of Duke (11-18-10)
Field Goals Made.....	5, Haley Peters of Duke (11-18-10)
Field Goal Attempts.....	8, Alexa Deluzio of Florida State (11-15-10)
Field Goal Percentage.....	.833 (5-of-6), Haley Peters of Duke (11-18-10)
3-Point Field Goals Made.....	1, on eight occasions
3-Point Field Goal Attempts.....	3, on three occasions
3-Point Field Goal Percentage.....	.333 (1-of-3), on two occasions
Free Throws Made.....	3, Briana Williams of Mercer (11-12-10)
Free Throws Attempted.....	4, Briana Williams of Mercer (11-12-10)
Free Throw Percentage.....	.750 (3-of-4), Briana Williams of Mercer (11-12-10)
Rebounds.....	5, on five occasions
Assists.....	3, Jasmine Thomas of Duke (11-18-10)
Blocked Shots.....	1, on five occasions
Steals.....	2, Chloe Wells and Krystal Thomas, both of Duke (11-18-10)

Second Half

Points.....	20, Briana Williams of Mercer (11-12-10)
Field Goals Made.....	7, Briana Williams of Mercer (11-12-10)
Field Goal Attempts.....	12, Briana Williams of Mercer (11-12-10)
Field Goal Percentage.....	.800 (4-of-5), Krystal Thomas of Duke (11-18-10)
3-Point Field Goals Made.....	5, Briana Williams of Mercer (11-12-10)
3-Point Field Goal Attempts.....	8, Briana Williams of Mercer (11-12-10)
3-Point Field Goal Percentage.....	.667 (2-of-3), Natasha Howard of Florida State (11-15-10)
Free Throws Made.....	9, Alexa Deluzio of Florida State (11-15-10)
Free Throws Attempted.....	9, Alexa Deluzio of Florida State (11-15-10)
Free Throw Percentage.....	1.000 (9-of-9), Alexa Deluzio of Florida State (11-15-10)
Rebounds.....	6, Sharmesia Smith of Mercer (11-12-10)
Assists.....	5, Sharnea Boykin of Mercer (11-12-10)
Blocked Shots.....	1, on four occasions
Steals.....	3, Jasmine Thomas of Duke (11-18-10)

Game

Points.....	23, Briana Williams of Mercer (11-12-10) and Alexa Deluzio of Florida State (11-15-10)
Field Goals Made.....	7, Briana Williams of Mercer (11-12-10) and Jasmine Thomas of Duke (11-18-10)
Field Goal Attempts.....	17, Briana Williams of Mercer (11-12-10)
Field Goal Percentage.....	.667 (6-of-9), Natasha Howard of Florida State (11-15-10)
3-Point Field Goals Made.....	5, Briana Williams of Mercer (11-12-10)
3-Point Field Goal Attempts.....	10, Briana Williams of Mercer (11-12-10)
3-Point Field Goal Percentage.....	.667 (2-of-3), Natasha Howard of Florida State (11-15-10)
Free Throws Made.....	9, Alexa Deluzio of Florida State (11-15-10)
Free Throws Attempted.....	9, Alexa Deluzio of Florida State (11-15-10)
Free Throw Percentage.....	1.000 (9-of-9), Alexa Deluzio of Florida State (11-15-10)
Rebounds.....	10, Cierra Bravard of Florida State (11-15-10)
Assists.....	6, Sharnea Boykin of Mercer (11-12-10)
Blocked Shots.....	2, N. Howard of Florida State (11-15-10) and A. Vernerey of Duke (11-18-10)
Steals.....	3, on four occasions

Minimums: FG % (min. 5 attempts), 3FG % (min. 3 attempts), FT % (min 3 attempts)

Auburn Career Records

Games Played

Rk	Player	Years	G
1	Ruthie Bolton	85-89	132
	Linda Godby	86-90	132
3	Vickie Orr	85-89	131
4	Kendall Mago	88-92	130
5	Sharon Stewart	84-88	129
	Sherell Hobbs	05-09	129
7	Mae Ola Bolton	84-88	128
8	DeWanna Bonner	05-09	126
9	Lori Monroe	79-83	124
10	Charlene Thomas	83-87	123
	Chantel Tremittiere	87-91	123
--	Jordan Greenleaf	06-pres.	104

Games Started

Rk	Player	Years	GS
1	Vickie Orr	85-89	128
2	DeWanna Bonner	05-09	126
3	Debra Larkin	81-85	119
4	Kristen Mulligan	92-96	118
	Le'Coe Willingham	99-04	118
6	Tiffany Krantz	96-00	116
7	Helene Baroody	83-87	110
8	Samantha Williams	91-96	108
9	Becky Jackson	80-84	107
10	Sherell Hobbs	05-09	103
--	Jordan Greenleaf	06-pres.	93
--	Alli Smalley	07-pres.	87

Field Goals

Rk	Player	Years	FG
1	Becky Jackson	80-84	864
2	Vickie Orr	85-89	864
3	Marianne Merritt	75-79	837
4	DeWanna Bonner	05-09	744
5	Angie Hannah	79-82	735
6	Mae Ola Bolton	84-88	697
7	Carolyn Jones	88-91	645
8	Natasha Brackett	01-05	641
9	Linda Godby	86-90	590
10	Lori Monroe	79-83	562

Field Goal Attempts

Rk	Player	Years	FGA
1	Marianne Merritt	75-79	1,795
2	DeWanna Bonner	05-09	1,633
3	Vickie Orr	85-89	1,528
4	Natasha Brackett	01-05	1,514
5	Becky Jackson	80-84	1,435
6	Angie Hannah	79-82	1,396
7	Mae Ola Bolton	84-88	1,371
8	Carolyn Jones	88-91	1,353
9	Lori Monroe	79-83	1,242
10	Sherell Hobbs	05-09	1,216

Field Goal PCT. (200 att.)

Rk	Player	Years	PCT
1	Becky Jackson	80-84	.602 (864-1435)
2	Conswella Sparrow	97-00	.590 (451-764)
3	Vickie Orr	85-89	.565 (864-1528)
4	KeKe Carrier	05-10	.555 (417-751)
5	Lindy Godby	86-90	.550 (590-1072)
6	Sharon Stewart	84-88	.543 (458-843)
7	Charlene Thomas	83-87	.536 (428-799)
8	Angie Hannah	79-82	.527 (735-1396)
9	C. C. Hayden	89-92	.526 (533-1013)
	Le'Coe Willingham	99-04	.526 (552-1050)

3-Point Field Goals

Rk	Player	Years	3FG
1	Tiffany Krantz	96-00	184
2	Alli Smalley	07-present	176
3	Natasha Brackett	01-05	171
4	Samantha Williams	92-96	161
5	Kristen Mulligan	92-96	149
6	Carolyn Jones	88-91	103
7	Shana Askew	97-01	94
8	Tamela McCorvey	06-08	90
9	Lynn Stevenson	87-91	83
10	DeWanna Bonner	0509	74

3-Point Field Goal Attempts

Rk	Player	Years	ATT
1	Natasha Brackett	01-05	545
2	Alli Smalley	07-present	522
3	Tiffany Krantz	96-00	520
4	Samantha Williams	92-96	500
5	Kristen Mulligan	92-96	370
6	Shana Askew	97-01	332
7	Nitasha Brown	02-06	271
8	Tamela McCorvey	06-08	270
9	Carolyn Jones	88-91	248
10	DeWanna Bonner	05-09	244

3-Point Field Goals Pct. (100 Att.)

Rk	Player	Years	Pct.
1	Carolyn Jones	88-91	.415 (103-248)
2	Kristen Mulligan	92-96	.403 (149-370)
3	Suzette Sargeant	90-92	.388 (57-147)
4	Lynn Stevenson	86-91	.376 (83-221)
5	LaRita Spencer	99-01	.364 (59-162)
6	Louise Emeagi	02-05	.359 (78-217)
7	Tiffany Krantz	96-00	.354 (184-520)
8	Joanna Clayden	05-07	.337 (62-184)
	Alli Smalley	07-pres.	.337 (176-522)
10	Tamela McCorvey	06-08	.333 (90-270)

Free Throws

Rk	Player	Years	FT
1	DeWanna Bonner	05-09	600
2	Carolyn Jones	88-91	438
3	Conswella Sparrow	97-00	346
	Le'Coe Willingham	99-04	346
5	Becky Jackson	80-84	340
6	Vickie Orr	85-89	307
	Marianne Merritt	75-79	305
8	Tasha Hamilton	97-01	296
9	Lori Monroe	79-83	291
10	Debra Larkin	81-85	278

Free Throw Attempts

Rk	Player	Years	FT
1	DeWanna Bonner	05-09	755
2	Carolyn Jones	88-91	541
3	Becky Jackson	80-84	520
4	Conswella Sparrow	97-00	491
5	Marianna Merritt	75-79	488
6	Le'Coe Willingham	99-04	487
7	Lori Monroe	79-83	453
8	Tasha Hamilton	97-01	441
9	Vickie Orr	85-89	433

Free Throw Pct. (150 Att.)

Rk	Player	Years	Pct.
1	Carolyn Jones	88-91	.810 (438-541)
2	Kristen Mulligan	92-96	.796 (191-240)
3	DeWanna Bonner	05-09	.795 (600-777)
4	Laticia Morris	95-97	.787 (233-296)
5	Whitney Boddie	05-09	.777 (219-282)
6	Linda Godby	86-90	.774 (185-239)
7	Brenda Hill	82-83	.768 (208-271)
8	Helene Baroody	83-87	.767 (155-202)
9	Patrena Scruggs	87-89	.749 (128-171)
10	Tonia Trail	93-97	.741 (172-232)

Scoring Average (30 games)

Rk	Player	Years	PPG
1	Marianne Merritt	75-79	20.4
2	Carolyn Jones	88-91	18.3
3	Becky Jackson	80-84	17.8
4	DeWanna Bonner	05-09	17.2
5	Vickie Orr	85-89	15.5
6	Conswella Sparrow	97-00	14.5
7	Natasha Brackett	01-05	14.0
8	C.C. Hayden	89-92	13.6
9	Angie Hannah	78-82	13.3
	Brenda Hill	81-85	13.3

Auburn Career Records

Points

Rk	Player	Years	Points
1	DeWanna Bonner	05-09	2,162
2	Becky Jackson	80-84	2,068
3	Vickie Orr	85-89	2,035
4	Marianne Merritt	75-79	1,979
5	Carolyn Jones	88-91	1,831
6	Natasha Brackett	01-05	1,716
7	Mae Ola Bolton	84-88	1,616
8	Angie Hannah	78-82	1,583
9	Le'Coe Willingham	99-00, 01-03	1,475
10	Lori Monroe	79-83	1,415
11	Tasha Hamilton	97-01	1,402
12	Sherell Hobbs	05-09	1,372
13	Linda Godby	86-90	1,365
14	Debra Larkin	81-85	1,310
15	C. C. Hayden	89-92	1,306
16	Conswella Sparrow	97-00	1,249
17	Alli Smalley	08-pres	1,241
18	Brenda Hill	81-85	1,222
19	M. Morehouse	92-96	1,191
20	Lauretta Freeman	89-93	1,188
21	Sharon Stewart	84-88	1,184
22	Ruthie Bolton	85-89	1,176
23	Tiffany Krantz	96-00	1,136
24	Samantha Williams	92-96	1,106
25	KeKe Carrier	05-10	1,017
26	Helene Baroody	83-87	1,011
27	Tara Williams	95-97	988
28	Diann McNeil	84-88	982
29	Laticia Morris	95-97	971
30	Charlene Thomas	83-87	963

Rebounds

Rk	Player	Years	Points
1	Becky Jackson	80-84	1,118
2	DeWanna Bonner	05-09	1,047
3	Lori Monroe	79-83	1,015
4	Vickie Orr	85-89	1,006
5	Lauretta Freeman	89-93	976
6	Marianne Merritt	75-79	972
7	Le'Coe Willingham	99-00, 01-03	927
8	M. Morehouse	92-96	792
9	Charlene Thomas	84-87	761
10	Sharon Stewart	84-88	757
11	C.C. Hayden	89-92	749
	Kendall Mago	88-92	749
13	Tasha Hamilton	97-01	663
14	Mae Ola Bolton	84-88	653
15	Marita Payne	02-06	630
16	Jordan Greenleaf	06-pres	617
17	Sherell Hobbs	05-09	612
18	Brenda Hill	82-85	604
19	KeKe Carrier	05-10	600
20	Angie Hannah	78-82	588

Rebounding Average (30 games)

Rk	Player	Years	RPG
1	Marianne Merritt	75-79	10.0
2	Becky Jackson	80-84	9.6
3	DeWanna Bonner	05-09	8.3
4	Lauretta Freeman	89-93	8.0
5	Lori Monroe	79-83	7.9
6	C.C. Hayden	89-92	7.8
7	Vickie Orr	85-89	7.7
	Le'Coe Willingham	99-00, 01-03	7.7
9	Mae Ola Bolton	84-88	6.8
10	M. Morehouse	92-96	6.8

Assists

Rk	Player	Years	AST
1	Whitney Boddie	05-09	603
2	Renae Halbrooks	78-82	593
3	Helene Baroody	83-87	587
4	Kristen Mulligan	92-96	551
5	Ruthie Bolton	85-89	526
6	Martha Monk	79-81	525
7	Chantel Tremittiere	87-91	490
8	Tiffany Krantz	96-00	414
9	Debra Larkin	81-85	386
10	Samantha Williams	91-96	323

Assist Average (30 games)

Rk	Player	Years	APG
1	Martha Monk	79-81	8.3
2	Whitney Boddie	05-09	5.9
3	Renae Halbrooks	78-82	5.5
4	Helene Baroody	83-87	5.1
5	Kristen Mulligan	92-96	4.7
6	Morgan Toles	09-pres	4.6
7	Ruthie Bolton	85-89	4.0
8	Chantel Tremittiere	87-91	4.0
9	LaRita Spencer	99-01	3.6
10	Tiffany Krantz	96-00	3.5
11	Debra Larkin	81-85	3.2

Blocks

Rk	Player	Years	BLK
1	Marita Payne	02-06	377
2	KeKe Carrier	05-present	216
3	Linda Godby	86-90	199
4	Vickie Orr	85-89	191
5	Lori Monroe	79-83	141
6	DeWanna Bonner	05-09	139
7	Brenda Hill	81-85	126
8	Becky Jackson	80-84	120
9	Jordan Greenleaf	06-pres	115
10	Lauretta Freeman	89-93	114

Steals

Rk	Player	Years	STL
1	Mae Ola Bolton	85-88	282
2	Kristen Mulligan	93-96	253
3	Ruthie Bolton	86-89	246
4	Debra Larkin	82-85	242
5	Helene Baroody	84-87	240
6	Sherell Hobbs	05-present	231
7	DeWanna Bonner	05-present	208
8	Natasha Brackett	01-05	202
9	Carolyn Jones	89-91	192
10	Whitney Boddie	05-present	183



Nell FORTNER

Head Coach

Seventh Season

Jackson, Miss • Texas, 1981

- Coached Auburn to its first SEC title in 20 years during 2008-09 season
- Produced Auburn's first SEC Player of the Year since 1988 in DeWanna Bonner
- Has an overall record of 134-86 for a .609 winning percentage
- Sports a 691-237 (.745) record as a head coach, assistant coach and player at all levels (college, professional, international)
- Coached teams to 11 NCAA Tournament appearances, eight as an assistant coach and three as a head coach
- 2000 USA Basketball Coach of the Year
- 1997 and 2009 Basketball Times National Coach of the Year
- 2009 Russell Athletic/WBCA Region III Coach of the Year
- 1997 Big Ten Coach of the Year
- 2009 SEC Coach of the Year
- Led the U.S. National Team to a gold medal in the 2000 Olympics
- Coached 10 different U.S. squads to a 101-14 (.878) record
- Served as an assistant coach for the U.S. National Team that won a gold medal at the 1996 Olympics
- Coached three players to State Farm/WBCA All-America honors
- Coached eight players to 10 all-conference honors
- Coached Auburn to three straight 20-win seasons, including a 30-win season in 2009 - Auburn's first in 20 years
- Produced two WNBA draft picks (DeWanna Bonner and Whitney Boddie) out of her first recruiting class at Auburn
- Spent three years as Head Coach and General Manager of the WNBA's Indiana Fever, leading the team to the playoffs in her second season
- As an assistant coach at Louisiana Tech, helped the team to the Elite Eight in 1993 and the National Championship game in 1994
- Spent four years as a studio analyst with ESPN (2001-04, 2005 WNBA Playoffs)

All-time record as player and coach at all levels:	691-237 (.745)	29 years
Record as a WNBA coach:	42-56 (.429)	3 seasons
Record as USA Head Coach:	101-14 (.878)	4 years
Record as a collegiate player:	127-26 (.830)	4 seasons
Record as a collegiate coach:	369-141 (.724)	16 seasons
Record as a collegiate assistant coach:	235-55 (.810)	9 seasons
Record as a collegiate head coach:	134-86 (.609)	8 seasons
Record at Auburn:	117-75 (.609)	7 seasons
SEC Record:	40-46 (.465)	7 seasons

Fortner Year-by-Year

Texas, Player (1977-81)

Year	Record	Conf.	Other Information
1977-78	29-10	--	5th AIAW
1978-79	37-4	--	3rd AIAW
1979-80	33-4	--	5th AIAW
1980-81	28-8	--	9th AIAW

Stephen F. Austin, Graduate Assistant/Assistant (1986-90)

Year	Record	Conf.	Other Information
1986-87	25-6	9-1	WNIT Third Round
1987-88	29-5	13-1	Southland Champions NCAA Second Round
1988-89	30-4	13-1	Southland Champions NCAA Regional Finalist
1989-90	28-3	14-0	Southland Champions NCAA Regional Finalist

Louisiana Tech, Assistant Coach (1990-95)

Year	Record	Conf.	Other Information
1990-91	18-12	9-3	American South Conference Runner-Up NCAA First Round
1991-92	20-10	12-4	NCAA First Round
1992-93	26-6	13-1	Sun Belt Conference Champion NCAA Elite Eight
1993-94	31-4	14-0	Sun Belt Conference Champion NCAA Runner-up
1994-95	28-5	13-1	Sun Belt Conference Champion NCAA Sweet 16

USA Basketball, Assistant Coach (1995-96)

52-0 Overall Record (1.000)

Purdue, Head Coach (1996-97)

Year	Record	Conf.	Other Information
1996-97	17-11	12-4	Big Ten Co-Champions NCAA Second Round

USA Basketball, Head Coach (1997-2000)

101-14 Overall Record (.878)

Indiana Fever (WNBA), Head Coach (2001-03)

Year	Record	Conf.	Other Information
2001	10-22	--	
2002	16-16	--	WNBA Playoffs First Round
2003	16-18	--	

Auburn, Head Coach (2004-present)

Year	Record	Conf.	Other Information
2004-05	16-13	6-8	
2005-06	14-15	4-10	
2006-07	21-13	6-8	WNIT Quarterfinals
2007-08	20-12	7-7	NCAA First Round
2008-09	30-4	12-2	SEC Champions SEC Tournament Runner-Up NCAA Second Round
2009-10	15-16	5-11	
2010-11	1-2	0-0	



Jordan GREENLEAF

#21

Senior • Forward • 6-1

Rex, Ga.

Morrow High School

NOTES:

- Leading the team in scoring with 13.0 points per game and 9.0 rebounds per game
- Pulled down fourth career double-double in season-opener vs. Mercer with 16 points and 12 rebounds
- Started in all 31 games last season, averaging 7.9 points and 7.1 rebounds per game
- Ranked 12th in the SEC in rebounding last season and fourth in offensive rebounding (3.2)
- Is one rebound from tying Sherell Hobbs for 16th all-time at Auburn in career rebounding
- Is five blocks away from tying Becky Jackson for eighth all-time at Auburn in career blocks
- Is Auburn's top returning defensive player, leading active players in rebounds, blocks and steals
- Graduated from Auburn last May, completing her degree in mass communications

Opponent	Start	Min.	FG-A	3PT-A	FT-A	O-D-T	PF	Asst.	TO	Blk.	St.	Pts.
MERCER	*	30	6-9	0-1	4-5	5-7-12	2	2	1	1	3	16
FLORIDA STATE	*	39	5-13	1-1	4-5	4-5-9	4	0	4	2	3	15
DUKE	*	38	3-8	0-2	2-4	3-3-6	3	0	4	0	1	8

at South Florida
vs. Sacred Heart
vs. TBA
SOUTH ALABAMA
TEMPLE
at George Washington
vs. Purdue
at Chicago State
ALABAMA A&M
JACKSONVILLE STATE
at Alabama
FLORIDA
at Vanderbilt
OLE MISS
LSU
at Mississippi State
TENNESSEE
SOUTH CAROLINA
at Kentucky
MISSISSIPPI STATE
at LSU
at Arkansas
ALABAMA
at South Carolina
at Georgia
KENTUCKY

SEASON HIGHS


Points		
16	vs. Mercer	(11/12/10)
Rebounds		
12	vs. Mercer	(11/12/10)
Assists		
2	vs. Mercer	(11/12/10)
Blocks		
2	vs. Florida State	(11/15/10)
Steals		
3	twice, last vs. Florida State	(11/15/10)
Field Goals		
6	vs. Mercer	(11/12/10)
Field Goal Attempts		
13	vs. Florida State	(11/15/10)
3-Point Field Goals		
1	vs. Florida State	(11/15/10)
3-Point FG Attempts		
2	vs. Duke	(11/18/10)
Free Throws		
4	twice, last vs. Florida State	(11/15/10)
Free Throw Attempts		
5	twice, last vs. Florida State	(11/15/10)

CAREER HIGHS

Points		
17	twice, last vs. Liberty	(12/15/09)
Rebounds		
16	vs. Mississippi State	(1/3/10)
Assists		
5	twice, last vs. Vanderbilt	(1/21/10)
Blocks		
6	at Alabama	(1/27/08)
Steals		
6	vs. Jackson State	(12/6/06)
Field Goals		
7	3 times, last at Ole Miss	(2/25/10)
Field Goal Attempts		
15	at San Diego State	(12/30/09)
3-Point Field Goals		
1	vs. Florida State	(11/15/10)
3-Point FG Attempts		
2	vs. Duke	(11/18/10)
Free Throws		
10	at Florida State	(11/27/09)
Free Throw Attempts		
12	at Florida State	(11/27/09)

GREENLEAF CAREER STATISTICS

Year	GP-GS	FG-FGA	Pct	3FG-FGA	Pct	FT-FTA	Pct	O-D-T (Reb.)	Avg	PF	FO	Asst	TO	Blk	Stl	Pts	Avg
2006-07	34-29	58-149	.389	0-0	.000	60-87	.690	78-99-177	5.2	88	1	18	31	44	29	176	5.2
2007-08	31-30	74-161	.460	0-0	.000	44-64	.688	96-71-167	5.4	76	1	29	41	40	42	192	6.2
2008-09	5-0	14-32	.438	0-1	.000	7-8	.875	17-9-26	5.2	10	0	3	2	4	4	35	7.0
2009-10	31-31	86-229	.376	0-5	.000	73-102	.716	100-120-220	7.1	62	1	65	46	24	47	245	7.9
2010-11	3-3	14-30	.467	1-4	.250	10-14	.714	12-15-27	9.0	9	0	2	9	3	7	39	13.0
TOTAL	104-93	246-601	.409	1-10	.100	194-275	.705	303-314-617	5.9	245	3	117	129	115	129	687	6.6



Alli SMALLEY

#5

Senior • Guard • 5-8

Arab, Ala.

Arab High School

NOTES:

- Led the team in scoring in the season-opener vs. Mercer with 16 points
- Is Auburn's top returning scorer, averaging 15.7 points per game last season
- Is 10 3-pointers away from tying Auburn 3-point record
- Selected to Preseason All-SEC First Team by league coaches and Preseason All-SEC Second Team by media
- Has started 86 consecutive games, dating back to her freshman season
- Is 20 points away from tying Conswell Sparrow for 16th all-time at Auburn in career scoring

Opponent	Start	Min.	FG-A	3PT-A	FT-A	O-D-T	PF	Asst.	TO	Blk.	Stl.	Pts.
MERCER	*	26	6-15	1-5	3-4	1-3-4	2	1	4	1	2	16
FLORIDA STATE	*	33	2-15	1-6	1-2	0-2-2	2	3	4	1	1	6
DUKE	*	26	3-4	2-3	4-4	1-2-3	2	3	4	0	0	12

at South Florida

vs. Sacred Heart

vs. TBA

SOUTH ALABAMA

TEMPLE

at George Washington

vs. Purdue

at Chicago State

ALABAMA A&M

JACKSONVILLE STATE

at Alabama

FLORIDA

at Vanderbilt

OLE MISS

LSU

at Mississippi State

TENNESSEE

SOUTH CAROLINA

at Kentucky

MISSISSIPPI STATE

at LSU

at Arkansas

ALABAMA

at South Carolina

at Georgia

KENTUCKY

SEASON HIGHS

Points

16 vs. Mercer (11/12/10)

Rebounds

4 vs. Mercer (11/12/10)

Assists

3 twice, last vs. Duke (11/18/10)

Blocks

1 twice, last vs. Florida State (11/15/10)

Steals

2 vs. Mercer (11/12/10)

Field Goals

6 vs. Mercer (11/12/10)

Field Goal Attempts

15 twice, last vs. Florida State (11/15/10)

3-Point Field Goals

2 vs. Duke (11/18/10)

3-Point FG Attempts

6 vs. Florida St. (11/15/10)

Free Throws

4 vs. Duke (11/18/10)

Free Throw Attempts

4 twice, last vs. Duke (11/18/10)

CAREER HIGHS

Points

29 vs. Florida (3/4/10)

Rebounds

11 vs. Alabama (2/7/10)

Assists

6 3 times, last at SDSU (12/30/09)

Blocks

2 vs. Georgia (1/13/08)

Steals

4 twice, last vs. Kentucky (2/28/10)

Field Goals

10 3 times, last vs. Florida (3/4/10)

Field Goal Attempts

21 vs. Troy (11/13/09)

3-Point Field Goals

5 3 times, last vs. Florida (3/4/10)

3-Point FG Attempts

10 3 times, last at Ole Miss (2/25/10)

Free Throws

6 4 times, last vs. Valparaiso (12/28/09)

Free Throw Attempts

8 3 times, last vs. Valparaiso (12/28/08)

SMALLEY CAREER STATISTICS

Year	GP-GS	FG-FGA	Pct	3FG-FGA	Pct	FT-FTA	Pct	O-D-T (Reb.)	Avg	PF	FO	Asst	TO	Blk	Stl	Pts	Avg
2007-08	32-19	133-333	.399	47-162	.290	28-42	.667	34-59-93	2.9	58	3	89	104	10	37	341	10.7
2008-09	34-34	141-310	.455	68-171	.398	28-37	.757	12-79-91	2.7	60	0	71	62	7	45	378	11.1
2009-10	31-31	181-446	.406	57-175	.326	69-96	.719	33-104-137	4.4	64	1	72	85	7	36	488	15.7
2010-11	3-3	11-34	.324	4-14	.286	8-10	.800	2-7-9	3.0	6	0	7	12	2	3	34	11.3
TOTAL	100-87	466-1123	.415	176-522	.337	133-185	.719	81-249-330	3.3	188	4	239	263	26	121	1241	12.4



Chantel HILLIARD

#23

Junior • Forward/Center • 6-2

Biloxi, Miss.

St. Martin High School

NOTES:

- Came off the bench for 4 points and 3 rebounds in the season-opener vs. Mercer; added another 4 points and 4 rebounds vs. #6 Duke
- Saw limited action last season after starting the year as a starter
- Finished the year 3.5 points and 2.4 rebounds per game, seeing action in 27 games

Opponent	Start	Min.	FG-A	3PT-A	FT-A	O-D-T	PF	Ast.	TO	Blk.	St.	Pts.
MERCER		13	2-3	0-0	0-0	0-3-3	0	0	1	0	1	4
FLORIDA STATE		6	0-0	0-0	0-0	0-0-0	1	0	0	1	0	0
DUKE		12	1-5	0-0	2-2	3-1-4	1	1	0	0	1	4
at South Florida												
vs. Sacred Heart												
vs. TBA												
SOUTH ALABAMA												
TEMPLE												
at George Washington												
vs. Purdue												
at Chicago State												
ALABAMA A&M												
JACKSONVILLE STATE												
at Alabama												
FLORIDA												
at Vanderbilt												
OLE MISS												
LSU												
at Mississippi State												
TENNESSEE												
SOUTH CAROLINA												
at Kentucky												
MISSISSIPPI STATE												
at LSU												
at Arkansas												
ALABAMA												
at South Carolina												
at Georgia												
KENTUCKY												

SEASON HIGHS

Points		
4	twice, last vs. Duke	(11/18/10)
Rebounds		
4	vs. Duke	(11/18/10)
Assists		
1	vs. Duke	(11/18/10)
Blocks		
1	vs. Florida State	(11/15/10)
Steals		
1	twice, last vs. Duke	(11/18/10)
Field Goals		
2	vs. Mercer	(11/12/10)
Field Goal Attempts		
5	vs. Duke	(11/18/10)
3-Point Field Goals		
		N/A
3-Point FG Attempts		
		N/A
Free Throws		
2	vs. Duke	(11/18/10)
Free Throw Attempts		
2	vs. Duke	(11/18/10)

CAREER HIGHS

Points		
14	vs. Liberty	(12/15/09)
Rebounds		
11	at South Alabama	(12/20/09)
Assists		
2	twice, last at Kentucky	(1/24/10)
Blocks		
3	twice, last vs. Duquesne	(12/29/08)
Steals		
3	vs. Duquesne	(12/29/08)
Field Goals		
6	vs. Liberty	(12/15/09)
Field Goal Attempts		
9	twice, last at Alabama	(2/8/09)
3-Point Field Goals		
		N/A
3-Point FG Attempts		
1	twice, last at Alabama	(2/8/09)
Free Throws		
5	twice, last vs. Troy	(11/13/09)
Free Throw Attempts		
12	vs. Sam Houston State	(12/5/08)

HILLIARD CAREER STATISTICS

Year	GP-GS	FG-FGA	Pct	3FG-FGA	Pct	FT-FTA	Pct	O-D-T (Reb.)	Avg	PF	FO	Ast	TO	Blk	Stl	Pts	Avg
2008-09	30-0	53-106	.500	0-2	.000	15-32	.469	29-56-85	2.8	50	0	7	26	12	13	121	4.0
2009-10	27-2	37-89	.416	0-0	.000	20-43	.465	31-35-66	2.4	49	1	6	35	13	11	94	3.5
2010-11	3-0	3-8	.375	0-0	.000	2-2	1.000	3-4-7	2.3	2	0	1	1	1	2	8	2.7
TOTAL	60-2	93-203	.458	0-2	.000	37-77	.481	63-95-158	2.6	101	1	14	62	26	26	223	3.7



Morgan JENNINGS

#2

Junior • Guard • 5-8

Atlanta, Ga.

Frederick Douglass High School

NOTES:

- Came off the bench for 6 points and team-high 3 steals in season-opener vs. Mercer; had 5 points vs. Duke
- Saw action in 13 games after missing the first half of the season with an injury
- Returned to the lineup and offered a backup to Morgan Toles and Alli Smalley at the guard positions
- Now that she is 100%, is expected to play a bigger role this season

Opponent	Start	Min.	FG-A	3PT-A	FT-A	O-D-T	PF	Ass.	TO	Blk.	St.	Pts.
MERCER	14		2-2	0-0	2-2	1-1-2	1	1	1	0	3	6
FLORIDA STATE	9		0-1	0-0	0-0	1-1-2	0	2	1	0	0	0
DUKE	16		1-3	0-0	3-4	0-2-2	2	1	3	0	1	5
at South Florida												
vs. Sacred Heart												
vs. TBA												
SOUTH ALABAMA												
TEMPLE												
at George Washington												
vs. Purdue												
at Chicago State												
ALABAMA A&M												
JACKSONVILLE STATE												
at Alabama												
FLORIDA												
at Vanderbilt												
OLE MISS												
LSU												
at Mississippi State												
TENNESSEE												
SOUTH CAROLINA												
at Kentucky												
MISSISSIPPI STATE												
at LSU												
at Arkansas												
ALABAMA												
at South Carolina												
at Georgia												
KENTUCKY												

JENNINGS CAREER STATISTICS


Year	GP-GS	FG-FGA	Pct	3FG-FGA	Pct	FT-FTA	Pct	O-D-T (Reb.)	Avg	PF	FO	Ass	TO	Blk	Stl	Pts	Avg
2008-09	30-4	30-77	.390	0-0	.000	11-24	.458	18-30-48	1.6	25	0	34	41	0	16	71	2.4
2009-10	13-0	9-32	.281	0-1	.000	1-4	.250	2-9-11	0.8	9	0	15	14	0	2	19	1.5
2010-11	3-0	3-6	.500	0-0	.000	5-6	.833	2-4-6	2.0	3	0	4	5	0	4	11	3.7
TOTAL	46-4	42-115	.365	0-1	.000	17-34	.500	22-43-65	1.4	37	0	53	60	0	22	101	2.2

SEASON HIGHS

Points		
6	vs. Mercer	(11/12/10)
Rebounds		
2	3 times, last vs. Duke	(11/18/10)
Assists		
2	vs. Florida State	(11/15/10)
Blocks		
		N/A
Steals		
3	vs. Mercer	(11/12/10)
Field Goals		
2	vs. Mercer	(11/12/10)
Field Goal Attempts		
3	vs. Duke	(11/18/10)
3-Point Field Goals		
		N/A
3-Point FG Attempts		
		N/A
Free Throws		
3	vs. Duke	(11/18/10)
Free Throw Attempts		
4	vs. Duke	(11/18/10)

CAREER HIGHS

Points		
14	at UAB	(11/26/08)
Rebounds		
5	vs. Temple	(11/17/08)
Assists		
6	vs. Temple	(11/17/08)
Blocks		
		N/A
Steals		
3	twice, last vs. Mercer	(11/12/10)
Field Goals		
6	at UAB	(11/26/08)
Field Goal Attempts		
8	twice, last vs. N.C. A&T	(12/3/08)
3-Point Field Goals		
		N/A
3-Point FG Attempts		
		N/A
Free Throws		
3	vs. Duke	(11/18/10)
Free Throw Attempts		
4	vs. Duke	(11/18/10)



Parrisha SIMMONS

#4

Junior • Guard • 6-0

Macon, Ga.

Southwest Macon High School

NOTES:

- Scored season-high 4 points vs. #6 Duke
- Started and totaled five rebounds and two steals in the season-opener vs. Mercer
- A defensive and rebounding specialist
- Started in 22 of 31 games last season, averaging 3.1 points and 5.1 rebounds per game
- Finished the season ninth in the SEC in offensive rebounding with 2.8 per game

Opponent	Start	Min.	FG-A	3PT-A	FT-A	O-D-T	PF	Asst.	TO	Blk.	Stl.	Pts.
MERCER	*	19	0-1	0-0	1-6	4-1-5	1	3	0	0	2	1
FLORIDA STATE	*	13	1-2	0-0	0-0	0-1-1	1	0	0	0	0	2
DUKE	*	12	1-3	0-0	2-4	1-0-1	1	1	1	0	2	4

at South Florida

vs. Sacred Heart

vs. TBA

SOUTH ALABAMA

TEMPLE

at George Washington

vs. Purdue

at Chicago State

ALABAMA A&M

JACKSONVILLE STATE

at Alabama

FLORIDA

at Vanderbilt

OLE MISS

LSU

at Mississippi State

TENNESSEE

SOUTH CAROLINA

at Kentucky

MISSISSIPPI STATE

at LSU

at Arkansas

ALABAMA

at South Carolina

at Georgia

KENTUCKY

SEASON HIGHS

Points

4 vs. Duke (11/18/10)

Rebounds

5 vs. Mercer (11/12/10)

Assists

3 vs. Mercer (11/12/10)

Blocks

N/A

Steals

2 twice, last vs. Duke (11/18/10)

Field Goals

1 twice, last vs. Duke (11/18/10)

Field Goal Attempts

3 vs. Duke (11/18/10)

3-Point Field Goals

N/A

3-Point FG Attempts

N/A

Free Throws

1 vs. Mercer (11/12/10)

Free Throw Attempts

6 vs. Mercer (11/12/10)

CAREER HIGHS

Points

9 twice, last vs. Vanderbilt (1/21/10)

Rebounds

12 vs. George Washington (12/5/09)

Assists

4 vs. Valparaiso (12/28/09)

Blocks

1 5 times, last vs. Ala. A&M (11/17/09)

Steals

2 5 times, last vs. Kentucky (2/28/10)

Field Goals

4 twice, last at N.C. A&T (12/1/09)

Field Goal Attempts

7 vs. George Washington (12/5/09)

3-Point Field Goals

N/A

3-Point FG Attempts

N/A

Free Throws

3 3 times, last vs. Vanderbilt (1/21/10)

Free Throw Attempts

6 3 times, last vs. Mercer (11/12/10)

SIMMONS CAREER STATISTICS

Year	GP-GS	FG-FGA	Pct	3FG-FGA	Pct	FT-FTA	Pct	O-D-T (Reb.)	Avg	PF	FO	Asst	TO	Blk	Stl	Pts	Avg
2008-09	21-0	9-25	.360	0-0	.000	4-20	.200	20-36-56	2.7	13	0	12	14	4	6	22	1.0
2009-10	31-22	39-89	.435	0-0	.000	17-49	.347	88-71-159	5.1	51	0	34	43	1	16	95	3.1
2010-11	3-3	2-6	.333	0-0	.000	3-10	.300	5-2-7	2.3	3	0	4	1	0	4	7	2.3
TOTAL	55-25	50-120	.417	0-0	.000	24-79	.304	113-109-222	4.0	67	0	50	58	5	26	124	2.3



Blanche ALVERSON

#14

Sophomore • Forward/Center • 6-3

Andalusia, Ala.

Buford (Ga.) High School

NOTES:

- Scored career-high 16 points, shooting 7-of-12 from the field, to lead Auburn against Florida State
- Scored Auburn's first field goal in the new Auburn Arena, a 3-pointer that came 56 seconds into the game against Mercer
- A deep shooting threat, she is also one of the most versatile players on the team because of her size and post skills
- Moved into a starting role by the end of her freshman season, starting 11 of the final 13 games
- Averaged 6.9 points per game, shooting 31.3 percent from beyond the arc

Opponent	Start	Min.	FG-A	3PT-A	FT-A	O-D-T	PF	Ast.	TO	Blk.	St.	Pts.
MERCER	*	25	3-10	3-9	2-2	1-2-3	0	3	2	0	1	11
FLORIDA STATE	*	31	7-12	2-3	0-0	2-0-2	4	0	0	0	1	16
DUKE	*	33	3-10	2-8	1-2	0-7-7	1	2	2	0	1	9

at South Florida
vs. Sacred Heart
vs. TBA
SOUTH ALABAMA
TEMPLE
at George Washington
vs. Purdue
at Chicago State
ALABAMA A&M
JACKSONVILLE STATE
at Alabama
FLORIDA
at Vanderbilt
OLE MISS
LSU
at Mississippi State
TENNESSEE
SOUTH CAROLINA
at Kentucky
MISSISSIPPI STATE
at LSU
at Arkansas
ALABAMA
at South Carolina
at Georgia
KENTUCKY

SEASON HIGHS

Points		
16	vs. Florida State	(11/15/10)
Rebounds		
7	vs. Duke	(11/18/10)
Assists		
3	vs. Mercer	(11/12/10)
Blocks		
		N/A
Steals		
1	3 times, last vs. Duke	(11/18/10)
Field Goals		
7	vs. Florida State	(11/15/10)
Field Goal Attempts		
12	vs. Florida State	(11/15/10)
3-Point Field Goals		
3	vs. Mercer	(11/12/10)
3-Point FG Attempts		
9	vs. Mercer	(11/12/10)
Free Throws		
2	vs. Mercer	(11/12/10)
Free Throw Attempts		
2	twice, last vs. Duke	(11/18/10)

CAREER HIGHS

Points		
16	vs. Florida State	(11/15/10)
Rebounds		
7	6 times, last vs. Duke	(11/18/10)
Assists		
5	twice, last vs. Florida	(3/4/10)
Blocks		
2	4 times, last vs. Kentucky	(3/5/10)
Steals		
2	at Ole Miss	(2/25/10)
Field Goals		
7	vs. Florida State	(11/15/10)
Field Goal Attempts		
13	at Florida	(1/7/10)
3-Point Field Goals		
4	vs. Georgia Southern	(11/24/09)
3-Point FG Attempts		
9	vs. Mercer	(11/12/10)
Free Throws		
4	vs. Kentucky	(2/28/10)
Free Throw Attempts		
4	vs. Kentucky	(2/28/10)

ALVERSON CAREER STATISTICS

Year	GP-GS	FG-FGA	Pct	3FG-FGA	Pct	FT-FTA	Pct	O-D-T (Reb.)	Avg	PF	FO	Ast	TO	Blk	Stl	Pts	Avg
2009-10	31-13	78-218	.358	40-128	.313	19-27	.704	26-92-118	3.8	39	1	51	44	17	15	215	6.9
2010-11	3-3	13-32	.406	7-20	.350	3-4	.750	3-9-12	4.0	5	0	5	4	0	3	36	12.0
TOTAL	34-16	91-250	.364	47-148	.318	22-31	.710	29-101-130	3.8	44	1	56	48	17	18	251	7.4



Nicolle THOMAS

#12

Sophomore • Guard • 5-10

Moultrie, Ga.

Colquitt County High School

NOTES:

- Started in seven of the 23 games she played in as a freshman, missed the last leg of the season due to suspension
- Will miss first part of 2010-11 season with an injury
- Can score from anywhere on the floor, averaged 6.1 points per game as a freshman
- Her 27 points at Florida State are the most by an Auburn freshman in 13 years

Opponent	Start	Min.	FG-A	3PT-A	FT-A	O-D-T	PF	Ass.	TO	Blk.	St.	Pts.
MERCER						--- DNP - INJURED ---						
FLORIDA STATE						--- DNP - INJURED ---						
DUKE						--- DNP - INJURED ---						
at South Florida												
vs. Sacred Heart												
vs. TBA												
SOUTH ALABAMA												
TEMPLE												
at George Washington												
vs. Purdue												
at Chicago State												
ALABAMA A&M												
JACKSONVILLE STATE												
at Alabama												
FLORIDA												
at Vanderbilt												
OLE MISS												
LSU												
at Mississippi State												
TENNESSEE												
SOUTH CAROLINA												
at Kentucky												
MISSISSIPPI STATE												
at LSU												
at Arkansas												
ALABAMA												
at South Carolina												
at Georgia												
KENTUCKY												

THOMAS CAREER STATISTICS

Year	GP-GS	FG-FGA	Pct	3FG-FGA	Pct	FT-FTA	Pct	O-D-T (Reb.)	Avg	PF	FO	Ass	TO	Blk	Stl	Pts	Avg
2009-10	23-7	47-144	.326	23-63	.365	23-28	.821	12-28-40	1.7	28	0	14	47	1	12	140	6.1
TOTAL	23-7	47-144	.326	23-63	.365	23-28	.821	12-28-40	1.7	28	0	14	47	1	12	140	6.1

CAREER HIGHS

Points	27	at Florida State	(11/27/09)
Rebounds	6	at Florida	(1/7/10)
Assists	2	twice, last vs. Arkansas	(2/11/10)
Blocks	1	twice, last vs. Liberty	(12/15/09)
Steals	3	vs. Florida A&M	(11/28/09)
Field Goals	8	at Florida State	(11/27/09)
Field Goal Attempts	20	at Florida State	(11/27/09)
3-Point Field Goals	5	at Florida State	(11/27/09)
3-Point FG Attempts	13	at Florida State	(11/27/09)
Free Throws	6	twice, last at Florida State	(11/27/09)
Free Throw Attempts	6	twice, last at Florida State	(11/27/09)



Morgan TOLES

#1

Sophomore • Guard • 5-9

Fayetteville, Ga.

Sandy Creek High School

NOTES:

- Has scored in doubles figures in two of Auburn's three games this season
- Ranks 6th all-time at Auburn in career assists per game with 4.6
- Named to the SEC All-Freshman Team last season
- Moved into the starting point guard position after Morgan Jennings was injured
- Started 28 of 29 games at point guard, tallying 4.4 assists per game
- Her 128 assists tie for third all-time among Auburn freshmen
- Was the top-ranked freshman in the SEC in assists and assist-to-turnover ratio

Opponent	Start	Min.	FG-A	3PT-A	FT-A	O-D-T	PF	Ass.	TO	Blk.	St.	Pts.
MERCER	*	27	1-5	0-0	0-0	1-5-6	1	6	1	0	0	2
FLORIDA STATE	*	34	7-14	0-0	1-4	1-2-3	1	7	4	0	3	15
DUKE	*	28	5-10	0-0	2-4	2-0-2	3	5	4	0	2	12

at South Florida

vs. Sacred Heart

vs. TBA

SOUTH ALABAMA

TEMPLE

at George Washington

vs. Purdue

at Chicago State

ALABAMA A&M

JACKSONVILLE STATE

at Alabama

FLORIDA

at Vanderbilt

OLE MISS

LSU

at Mississippi State

TENNESSEE

SOUTH CAROLINA

at Kentucky

MISSISSIPPI STATE

at LSU

at Arkansas

ALABAMA

at South Carolina

at Georgia

KENTUCKY

SEASON HIGHS

Points

15 vs. Florida State (11/15/10)

Rebounds

6 vs. Mercer (11/12/10)

Assists

7 vs. Florida State (11/15/10)

Blocks

N/A

Steals

3 vs. Florida State (11/15/10)

Field Goals

7 vs. Florida State (11/15/10)

Field Goal Attempts

14 vs. Florida State (11/15/10)

3-Point Field Goals

N/A

3-Point FG Attempts

N/A

Free Throws

1 vs. Florida State (11/15/10)

Free Throw Attempts

4 twice, last vs. Duke (11/18/10)

CAREER HIGHS

Points

17 at LSU (1/10/10)

Rebounds

6 3 times, last vs. Mercer (11/12/10)

Assists

10 vs. Georgia (1/31/10)

Blocks

1 Twice, last vs. Kentucky (3/5/10)

Steals

3 twice, last vs. Florida State (11/15/10)

Field Goals

7 twice, last vs. Florida State (11/15/10)

Field Goal Attempts

15 at Florida (1/7/10)

3-Point Field Goals

1 at LSU (1/10/10)

3-Point FG Attempts

1 6 times, last vs. USC (2/4/10)

Free Throws

4 vs. LSU (2/14/10)

Free Throw Attempts

6 at Florida (1/7/10)

TOLES CAREER STATISTICS

Year	GP-GS	FG-FGA	Pct	3FG-FGA	Pct	FT-FTA	Pct	O-D-T (Reb.)	Avg	PF	FO	Ass	TO	Blk	Stl	Pts	Avg
2009-10	29-28	94-223	.422	1-6	.167	31-58	.534	23-66-89	3.1	51	0	128	101	2	28	220	7.6
2010-11	3-3	13-29	.448	0-0	.000	3-8	.375	4-7-11	3.7	5	0	18	9	0	5	29	9.7
TOTAL	32-31	107-252	.425	1-6	.167	34-66	.515	27-73-100	3.1	56	0	146	110	2	33	249	7.8



Pascale WEST

#20

Sophomore • Center • 6-8

LaGrange, Ga.

Troup County Comprehensive High School

NOTES:

- Came off the bench in the season-opener vs. Mercer, tying her career high with 4 points
- Is the tallest player in the SEC
- Saw limited action in 24 games as a freshman, averaging 0.8 points and 1.3 rebounds per game
- Averaged 0.9 blocks per game, ranking 12th in the SEC
- Her 22 blocks rank her ninth all-time among Auburn freshmen

Opponent	Start	Min.	FG-A	3PT-A	FT-A	O-D-T	PF	Ast.	TO	Blk.	St.	Pts.
MERCER		8	2-3	0-0	0-0	0-1-1	4	0	0	0	0	4
FLORIDA STATE		2	0-0	0-0	0-0	0-0-0	0	0	0	0	0	0
DUKE		3	1-1	0-0	0-0	0-0-0	0	0	0	0	0	2

at South Florida

vs. Sacred Heart

vs. TBA

SOUTH ALABAMA

TEMPLE

at George Washington

vs. Purdue

at Chicago State

ALABAMA A&M

JACKSONVILLE STATE

at Alabama

FLORIDA

at Vanderbilt

OLE MISS

LSU

at Mississippi State

TENNESSEE

SOUTH CAROLINA

at Kentucky

MISSISSIPPI STATE

at LSU

at Arkansas

ALABAMA

at South Carolina

at Georgia

KENTUCKY

SEASON HIGHS

Points

4 vs. Mercer (11/12/10)

Rebounds

1 vs. Mercer (11/12/10)

Assists

N/A

Blocks

N/A

Steals

N/A

Field Goals

2 vs. Mercer (11/12/10)

Field Goal Attempts

3 vs. Mercer (11/12/10)

3-Point Field Goals

N/A

3-Point FG Attempts

N/A

Free Throws

N/A

Free Throw Attempts

N/A

CAREER HIGHS

Points

4 3 times, last vs. Mercer (11/12/10)

Rebounds

5 vs. Alabama A&M (11/19/09)

Assists

1 twice, last at N.C. A&T (12/1/09)

Blocks

7 vs. Alabama A&M (11/19/09)

Steals

1 6 times, last vs. Kentucky (2/28/10)

Field Goals

2 3 times, last vs. Mercer (11/12/10)

Field Goal Attempts

4 at North Carolina A&T (12/1/09)

3-Point Field Goals

N/A

3-Point FG Attempts

N/A

Free Throws


1 4 times, last vs. Florida A&M (11/28/09)

Free Throw Attempts

4 vs. Florida A&M (11/28/09)

WEST CAREER STATISTICS

Year	GP-GS	FG-FGA	Pct	3FG-FGA	Pct	FT-FTA	Pct	O-D-T (Reb.)	Avg	PF	FO	Ast	TO	Blk	Stl	Pts	Avg
2009-10	24-0	7-15	.467	0-0	.000	4-11	.364	9-23-32	1.3	31	0	5	14	22	6	18	0.8
2010-11	3-0	3-4	.750	0-0	.000	0-0	.000	0-1-1	0.3	4	0	0	0	0	0	6	2.0
TOTAL	27-0	10-19	.526	0-0	.000	4-11	.364	9-24-33	1.2	35	0	5	14	22	6	24	0.9



Peyton DAVIS

#34

Freshman • Center • 6-5

Birmingham, Ala.

Mortimer Jordan High School

NOTES:

- Came off the bench, scoring 3 points with a block vs. Mercer in the season-opener
- A two-sport star athlete in high school, also fielded several NCAA Division I volleyball offers
- Ranked as the 27th-best post prospect in the nation by ESPN HoopGurlz
- Holds a black belt in Taekwondo
- Older brother Dylan is a sophomore at Auburn and competes on the crew team

Opponent	Start	Min.	FG-A	3PT-A	FT-A	O-D-T	PF	Ass.	TO	Blk.	St.	Pts.
MERCER	3		0-1	0-0	3-4	0-0-0	2	0	0	1	0	3
FLORIDA STATE	1		0-0	0-0	0-0	0-0-0	0	0	0	0	0	0
DUKE	2		0-0	0-0	0-0	0-0-0	2	0	0	0	0	0

at South Florida

vs. Sacred Heart

vs. TBA

SOUTH ALABAMA

TEMPLE

at George Washington

vs. Purdue

at Chicago State

ALABAMA A&M

JACKSONVILLE STATE

at Alabama

FLORIDA

at Vanderbilt

OLE MISS

LSU

at Mississippi State

TENNESSEE

SOUTH CAROLINA

at Kentucky

MISSISSIPPI STATE

at LSU

at Arkansas

ALABAMA

at South Carolina

at Georgia

KENTUCKY

CAREER HIGHS

Points

3 vs. Mercer (11/12/10)

Rebounds

N/A

Assists

N/A

Blocks

1 vs. Mercer (11/12/10)

Steals

N/A

Field Goals

N/A

Field Goal Attempts

1 vs. Mercer (11/12/10)

3-Point Field Goals

N/A

3-Point FG Attempts

N/A

Free Throws


3 vs. Mercer (11/12/10)

Free Throw Attempts

4 vs. Mercer (11/12/10)

DAVIS CAREER STATISTICS

Year	GP-GS	FG-FGA	Pct	3FG-FGA	Pct	FT-FTA	Pct	O-D-T (Reb.)	Avg	PF	FO	Ass	TO	Blk	Stl	Pts	Avg
2010-11	3-0	0-1	.000	0-0	.000	3-4	.750	0-0-0	0.0	4	0	0	0	1	0	3	1.0
TOTAL	3-0	0-1	.000	0-0	.000	3-4	.750	0-0-0	0.0	4	0	0	0	1	0	3	1.0



Camille GLYMPH

#22

Freshman • Guard • 5-10

Greenville, S.C.

J.L. Mann High School

NOTES:

- Ranked as the No. 52 overall prospect in the country and No. 13 guard prospect by ESPN HoopGurlz
- Led her high school to two state championships
- Nominated to McDonald's All-America High School game

Opponent	Start	Min.	FG-A	3PT-A	FT-A	O-D-T	PF	Asst.	TO	Blk.	St.	Pts.
MERCER						--- DNP - INJURED ---						
FLORIDA STATE						--- DNP - INJURED ---						
DUKE						--- DNP - INJURED ---						
at South Florida												
vs. Sacred Heart												
vs. TBA												
SOUTH ALABAMA												
TEMPLE												
at George Washington												
vs. Purdue												
at Chicago State												
ALABAMA A&M												
JACKSONVILLE STATE												
at Alabama												
FLORIDA												
at Vanderbilt												
OLE MISS												
LSU												
at Mississippi State												
TENNESSEE												
SOUTH CAROLINA												
at Kentucky												
MISSISSIPPI STATE												
at LSU												
at Arkansas												
ALABAMA												
at South Carolina												
at Georgia												
KENTUCKY												



Courtney STRAIN

#11

Freshman • Guard • 5-9

Woodland, Ala.

Woodland High School

NOTES:

- Scored 3 points with 2 rebounds in collegiate debut vs. Mercer
- Broke the Alabama state scoring record as a junior, finished her career with 5,283 points - more than 1,000 than her nearest competitor
- Twice led the nation in scoring
- Was also a varsity cheerleader for six years, serving as captain as a senior
- Graduated as salutatorian of her graduating class

Opponent	Start	Min.	FG-A	3PT-A	FT-A	O-D-T	PF	Ast.	TO	Blk.	St.	Pts.
MERCER	7		1-3	1-1	0-0	1-1-2	0	0	1	0	1	3
FLORIDA STATE	4		1-1	0-0	0-0	0-1-1	1	0	1	0	0	2
DUKE	6		0-0	0-0	0-0	0-0-0	0	0	0	0	0	0

at South Florida

vs. Sacred Heart

vs. TBA

SOUTH ALABAMA

TEMPLE

at George Washington

vs. Purdue

at Chicago State

ALABAMA A&M

JACKSONVILLE STATE

at Alabama

FLORIDA

at Vanderbilt

OLE MISS

LSU

at Mississippi State

TENNESSEE

SOUTH CAROLINA

at Kentucky

MISSISSIPPI STATE

at LSU

at Arkansas

ALABAMA

at South Carolina

at Georgia

KENTUCKY

STRAIN CAREER STATISTICS

Year	GP-GS	FG-FGA	Pct	3FG-FGA	Pct	FT-FTA	Pct	O-D-T (Reb.)	Avg	PF	FO	Ast	TO	Blk	Stl	Pts	Avg
2010-11	3-0	2-4	.500	1-1	1.000	0-0	.000	1-2-3	1.0	1	0	0	2	0	1	5	1.7
TOTAL	3-0	2-4	.500	1-1	1.000	0-0	.000	1-2-3	1.0	1	0	0	2	0	1	5	1.7

CAREER HIGHS

Points

3 vs. Mercer (11/12/10)

Rebounds

2 vs. Mercer (11/12/10)

Assists

N/A

Blocks

1 vs. Mercer (11/12/10)

Steals

1 vs. Mercer (11/12/10)

Field Goals

1 twice, last vs. Florida State (11/15/10)

Field Goal Attempts

3 vs. Mercer (11/12/10)

3-Point Field Goals

1 vs. Mercer (11/12/10)

3-Point FG Attempts


1 vs. Mercer (11/12/10)

Free Throws

N/A

Free Throw Attempts

N/A



Tyrese TANNER

#32

Freshman • Forward • 6-2

Birmingham, Ala.

Hoover High School

NOTES:

- Knocked down two 3-pointers for a season-high 6 points vs. #6 Duke
- Scored 4 points with 3 rebounds in collegiate debut vs. Mercer
- Ranked as the No. 75 overall prospect and No. 13 wing prospect in the country by ESPN HoopGurlz
- Selected to McDonald's All-America game but sat out because of injury
- Named Alabama 6A Player of the Year as a senior

Opponent	Start	Min.	FG-A	3PT-A	FT-A	O-D-T	PF	Ass.	TO	Blk.	Stl.	Pts.
MERCER	10		1-7	1-4	1-2	2-1-3	1	2	1	1	0	4
FLORIDA STATE	2		0-2	0-0	0-0	1-0-1	0	0	0	0	1	0
DUKE	8		2-4	2-4	0-0	0-1-1	1	0	1	0	0	6

at South Florida

vs. Sacred Heart

vs. TBA

SOUTH ALABAMA

TEMPLE

at George Washington

vs. Purdue

at Chicago State

ALABAMA A&M

JACKSONVILLE STATE

at Alabama

FLORIDA

at Vanderbilt

OLE MISS

LSU

at Mississippi State

TENNESSEE

SOUTH CAROLINA

at Kentucky

MISSISSIPPI STATE

at LSU

at Arkansas

ALABAMA

at South Carolina

at Georgia

KENTUCKY

CAREER HIGHS

Points

6 vs. Duke (11/18/10)

Rebounds

3 vs. Mercer (11/12/10)

Assists

2 vs. Mercer (11/12/10)

Blocks

1 vs. Mercer (11/12/10)

Steals

1 vs. Florida State (11/15/10)

Field Goals

2 vs. Duke (11/18/10)

Field Goal Attempts

7 vs. Mercer (11/12/10)

3-Point Field Goals

2 vs. Duke (11/18/10)

3-Point FG Attempts

4 twice, last vs. Duke (11/18/10)

Free Throws

1 vs. Mercer (11/12/10)

Free Throw Attempts

2 vs. Mercer (11/12/10)

TANNER CAREER STATISTICS

Year	GP-GS	FG-FGA	Pct	3FG-FGA	Pct	FT-FTA	Pct	O-D-T (Reb.)	Avg	PF	FO	Ass	TO	Blk	Stl	Pts	Avg
2010-11	3-0	3-13	.231	3-8	.375	1-2	.500	3-2-5	1.7	2	0	2	2	1	1	10	3.3
TOTAL	3-0	3-13	.231	3-8	.375	1-2	.500	3-2-5	1.7	2	0	2	2	1	1	10	3.3



Jassany WILLIAMS

#25

Freshman • Forward • 6-2

Davie, Fla.

Nova High School

NOTES:

- Has played at least 15 minutes per game in the first three games, emerging as the first player off the bench
- Ranked as the No. 59 overall prospect and No. 7 post prospect in the country by ESPN HoopGurlz
- Led her high school to first-ever state championship appearance, finishing runner-up
- Runner-up for Florida 5A Player of the Year

Opponent	Start	Min.	FG-A	3PT-A	FT-A	O-D-T	PF	Asst.	TO	Blk.	Stl.	Pts.
MERCER		18	4-13	0-0	1-2	5-1-6	3	0	1	2	2	9
FLORIDA STATE		26	2-6	0-0	1-2	1-2-3	5	0	3	2	3	5
DUKE		16	0-2	0-0	0-0	1-1-2	1	0	2	0	0	0

at South Florida

vs. Sacred Heart

vs. TBA

SOUTH ALABAMA

TEMPLE

at George Washington

vs. Purdue

at Chicago State

ALABAMA A&M

JACKSONVILLE STATE

at Alabama

FLORIDA

at Vanderbilt

OLE MISS

LSU

at Mississippi State

TENNESSEE

SOUTH CAROLINA

at Kentucky

MISSISSIPPI STATE

at LSU

at Arkansas

ALABAMA

at South Carolina

at Georgia

KENTUCKY

CAREER HIGHS

Points

9 vs. Mercer (11/12/10)

Rebounds

6 vs. Mercer (11/12/10)

Assists

N/A

Blocks

2 twice, last vs. Florida State (11/15/10)

Steals

3 vs. Florida State (11/15/10)

Field Goals

4 vs. Mercer (11/12/10)

Field Goal Attempts

13 vs. Mercer (11/12/10)

3-Point Field Goals

N/A

3-Point FG Attempts

N/A

Free Throws

1 twice, last vs. Florida State (11/15/10)

Free Throw Attempts

2 twice, last vs. Florida State (11/15/10)

WILLIAMS CAREER STATISTICS

Year	GP-GS	FG-FGA	Pct	3FG-FGA	Pct	FT-FTA	Pct	O-D-T (Reb.)	Avg	PF	FO	Asst	TO	Blk	Stl	Pts	Avg
2010-11	3-0	6-21	.286	0-0	.000	2-4	.500	7-4-11	3.7	9	1	0	6	4	5	14	4.7
TOTAL	3-0	6-21	.286	0-0	.000	2-4	.500	7-4-11	3.7	9	1	0	6	4	5	14	4.7

Game 1: Nov. 12, 2010
Auburn 79, Mercer 61
Auburn Arena
Auburn, Ala.
First Game In Auburn Arena

Official Basketball Box Score -- Game Totals -- Final Statistics

Mercer vs Auburn

11-12-10 5 p.m. at Auburn, Ala. - Auburn Arena

VISITORS: Mercer (0-1)

#	Player	fg-fga	3fg-fga	ft-fa	rebounds		pf	tp	a	to	blk	s	min
					of	de							
05	SMITH, Sharmesia*	1-3	0-0	2-2	1	6	7	2	4	0	0	1	0 27
14	PHILLIPS, Alex*	3-7	1-1	2-4	2	6	8	1	9	1	2	1	0 23
02	WILLIAMS, Briana*	7-17	5-10	4-7	1	1	2	1	23	1	2	0	0 27
21	GRANT, Kendra*	1-5	0-1	0-0	5	3	8	5	2	1	1	0	1 21
22	BOYKIN, Sharnae*	5-13	1-4	0-0	0	1	3	11	6	9	0	1	38
10	BARNES, Ariel	0-0	0-0	0-0	0	0	0	0	0	0	1	0	0 1
11	CLANTON, Rebecca	0-2	0-2	0-0	0	1	1	0	0	1	2	0	0 3
23	HAZEL, Brittnae	0-3	0-0	2-4	2	3	5	3	2	0	2	0	0 17
24	BLAKNEY, Keena	2-7	1-3	0-0	2	0	2	0	5	0	0	0	1 15
30	CARTER, Courtney	0-1	0-0	0-0	2	2	4	1	0	0	0	0	0 12
31	CHATHAM, Amber	2-4	1-2	0-0	0	2	2	1	5	1	0	0	1 16
TEAM					1	1							
Totals.....		21-62	9-23	10-17	15	26	41	17	61	11	19	2	4 200

HOME: Auburn (1-0)

#	Player	fg-fga	3fg-fga	ft-fa	rebounds		pf	tp	a	to	blk	s	min
					of	de							
14	Alverson, Blanche*	3-10	3-9	2-2	1	2	3	0	11	3	2	0	1 25
21	Greenleaf, Jordan*	6-9	0-1	4-5	5	7	12	2	16	2	1	1	3 30
01	Toles, Morgan*	1-5	0-0	0-0	1	5	6	1	2	6	1	0	0 27
04	Simmons, Parrisha*	0-1	0-0	1-6	4	1	5	1	1	3	0	0	2 19
05	Smalley, Alli*	6-15	1-5	3-4	1	3	4	2	16	1	4	1	2 26
02	Jennings, Morgan	2-2	0-0	2-2	1	1	2	1	6	1	0	0	3 14
11	Strain, Courtney	1-3	1-1	0-0	1	1	2	0	3	0	1	0	1 7
20	West, Pascale	2-3	0-0	0-0	0	1	1	4	4	0	0	0	0 8
23	Hilliard, Chantel	2-3	0-0	0-0	0	3	3	0	4	0	1	0	1 13
25	Williams, Jassany	4-13	0-0	1-2	5	1	6	3	9	0	1	2	2 18
32	Tanner, Tyrese	1-7	1-4	1-2	2	1	3	1	4	2	1	1	0 10
34	Davis, Peyton	0-1	0-0	3-4	0	0	0	2	3	0	0	1	0 3
TEAM					2	3	5						
Totals.....		28-72	6-20	17-27	23	29	52	17	79	18	13	6	15 200

Officials: Dock Sisk (R), Amy Bonner (U1), Barry Roberts (U2)

Technical fouls: Mercer-None. Auburn-None.

Attendance: 2459

Score by Periods	1st	2nd	Total
Mercer	20	41	61
Auburn	40	39	79

AUBURN - Senior Jordan Greenleaf led the Tigers with a double-double, scoring 16 points with 12 rebounds, as the Auburn women's basketball team opened the new Auburn Arena with a 79-61 win over Mercer. Senior Alli Smalley also scored 16 points with sophomore Blanche Alverson adding 11.

A crowd of nearly 2,500 came out for the inaugural game in the new facility. The Tigers took on Mercer as part of a doubleheader with the Auburn men's basketball team.

Alverson scored the first Auburn basket in the new facility, draining a three-pointer at the 19:04 mark. Her nine first-half points were a team-high as the Tigers took a 40-20 lead into the locker room.

The Tigers saw their largest lead of the day at the 15:38 mark of the second half as back-to-back jumpers from Greenleaf forced a Mercer timeout. The Bears' freshman Briana Williams then opened up on a hot streak to close the second half, scoring 20 points while shooting 7-of-10 from the field. She finished with a game-high 23 points.

All 12 active Tigers saw action and scored in the game with the freshman class combining for 19 points and 11 rebounds. Jassany Williams led the newcomers with nine points and six boards in 18 minutes of action. The Davie, Fla., native also led the Tigers in blocks with two.

The Tigers shot 28-of-72 from the field, 17-of-27 from the line and 6-of-20 from three-point land. Auburn also out-rebounded the Bears, 52-41.

Game 2: Nov. 15, 2010
Auburn 61, #16/14 Florida State 67
Auburn Arena
Auburn, Ala.

Official Basketball Box Score -- Game Totals -- Final Statistics

Florida State vs Auburn

11-15-10 6 p.m. at Auburn, Ala. - Auburn Arena

VISITORS: #16/14 Florida State (2-0)

#	Player	fg-fga	3fg-fga	ft-fa	rebounds		pf	tp	a	to	blk	s	min
					of	de							
33	Natasha Howard*	6-9	2-3	0-0	3	6	9	4	14	2	9	2	0 29
54	Gierra Bravard*	3-6	0-0	6-8	3	7	10	4	12	1	2	0	0 23
03	Alexa Deluzio*	6-13	2-5	9-9	4	2	6	3	23	2	2	0	1 34
05	Christian Hunnicutt*	1-4	0-1	1-2	3	1	4	3	3	3	0	1	36
12	Courtney Ward*	0-6	0-4	0-0	1	2	3	1	0	2	7	0	3 34
00	Chasity Clayton	3-10	1-2	0-0	1	3	4	1	7	0	3	0	1 15
22	Olivia Bresnahan	0-1	0-0	0-0	0	2	2	1	0	0	0	0	0 9
34	Chelsea Davis	3-4	0-0	2-3	1	4	5	1	8	0	3	0	0 20
TEAM					1	3	4						
Totals.....		22-53	5-15	18-22	17	30	47	18	67	10	29	2	6 200

HOME: Auburn (1-1)

#	Player	fg-fga	3fg-fga	ft-fa	rebounds		pf	tp	a	to	blk	s	min
					of	de							
14	Alverson, Blanche*	7-12	2-3	0-0	2	0	2	4	16	0	0	1	31
21	Greenleaf, Jordan*	5-13	1-1	4-5	4	5	9	4	15	0	4	2	3 39
01	Toles, Morgan*	7-14	0-0	1-4	1	2	3	1	15	7	4	0	3 34
04	Simmons, Parrisha*	1-2	0-0	0-0	0	1	1	1	2	0	0	0	0 13
05	Smalley, Alli*	2-15	1-6	1-2	0	2	2	2	6	3	4	1	1 33
02	Jennings, Morgan	0-1	0-0	0-0	1	1	2	0	0	2	1	0	0 9
11	Strain, Courtney	1-1	0-0	0-0	0	1	1	2	0	1	0	0	4
20	West, Pascale	0-0	0-0	0-0	0	0	0	0	0	0	0	0	0 2
23	Hilliard, Chantel	0-0	0-0	0-0	0	0	0	0	0	0	1	0	6
25	Williams, Jassany	2-6	0-0	1-2	1	2	3	5	5	0	3	2	3 26
32	Tanner, Tyrese	0-2	0-0	0-0	1	0	1	0	0	0	0	0	1 2
34	Davis, Peyton	0-0	0-0	0-0	0	0	0	0	0	0	0	0	0 1
TEAM					2	3	5						
Totals.....		25-66	4-10	7-13	12	17	29	19	61	12	17	6	12 200

Officials: Dee Kantner (R), Bob Trammell (U1), Eric Brewton (U2)

Technical fouls: Florida State-None. Auburn-None.

Attendance: 2176

Score by Periods	1st	2nd	Total
Florida State	23	44	67
Auburn	30	31	61

AUBURN - After taking a seven-point lead at halftime, the Auburn women's basketball team could not hold off the second-half surge from No. 16/14 Florida State as the Seminoles pulled out the 67-61 win, handing the Tigers their first loss in Auburn Arena.

Sophomore Blanche Alverson led the Tigers in scoring with 16, shooting 7-of-12 from the field and connecting on 2-of-3 from beyond the arc. Senior Jordan Greenleaf and sophomore Morgan Toles each knocked down 15. Greenleaf led the team with nine rebounds.

The Tigers tallied 12 steals, forcing 29 Seminole turnovers. Auburn then turned those 29 turnovers into 29 points on the other end of the floor. Greenleaf, Toles and freshman Jassany Williams led Auburn with three steals each.

The Tigers found themselves down, 23-14, at 7:04 in the first half before opening up a 16-0 run to close the period. Williams, Smalley and Greenleaf combined for four blocks as the Tigers forced seven turnovers to take a 30-23 lead into the break. Toles closed the final 3:54 of the second half with four points and three assists.

The Seminoles answered with a surge of their own in the second half, using an early 10-0 run to re-take the lead. Florida State used a 12-4 run down the stretch, fueled by its free throw shooting, to come away with the win.

As a team, the Tigers were 25-of-66 from the field for 37.9 percent. Auburn shot 7-of-13 from the stripe and 4-of-10 from 3-point land. Florida State out-rebounded Auburn, 47-29.

Game 3: Nov. 18, 2010
Auburn 62, #6/6 Duke 75
Auburn Arena
Auburn, Ala.

Official Basketball Box Score -- Game Totals -- Final Statistics

Duke vs Auburn

11-18-10 6 p.m. CT at Auburn, Ala. - Auburn Arena

VISITORS: Duke (3-0)

#	Player	fg-fga	3fg-fga	ft-fa	rebounds		pf	tp	a	to	blk	s	min
					of	de							
13	Christas, Karima*	4-8	1-4	1-1	1	2	3	1	10	0	1	1	1 32
24	Scheer, Kathleen*	0-5	0-1	0-0	3	1	4	2	0	0	0	1	1 13
34	Thomas, Krystal*	5-6	0-0	1-2	4	3	7	3	11	0	3	0	2 26
04	Wells, Chloe*	2-6	1-3	0-0	0	0	1	5	1	2	0	3	22
05	Thomas, Jasmine*	7-13	1-4	1-2	0	2	2	3	16	5	3	1	3 35
03	Selby, Shay	1-1	0-0	0-0	0	2	2	2	2	2	2	0	0 12
12	Gray, Chelsea	3-6	1-3	6-6	0	2	2	0	13	1	3	0	3 14
15	Jackson, Richa	0-1	0-1	0-0	0	1	1	0	0	0	0	0	0 2
32	Liston, Tricia	2-4	0-2	0-0	0	0	0	0	4	0	0	0	0 4
33	Peters, Haley	5-9	0-0	0-0	2	4	6	5	10	1	2	0	1 20
43	Vernerey, Allison	1-1	0-0	2-2	2	1	3	2	4	0	1	2	1 20
TEAM					1	1							
Totals.....		30-60	4-18	11-13	12	19	31	19	75	10	17	5	15 200

HOME: Auburn (1-2)

#	Player	fg-fga	3fg-fga	ft-fa	rebounds									
					of	de	tot	pf	tp	a	to	blk	s	min
14	Alverson, Blanche*	3-10	2-8	1-2	0	7	7	1	9	2	2	0	1	33
21	Greenleaf, Jordan*	3-8	0-2	2-4	3	3	6	3	8	0	4	0	1	38
01	Toles, Morgan*	5-10	0-0	2-4	2	0	2	3	12	5	4	0	2	28
04	Simmons, Parrisha*	1-3	0-0	2-4	1	0	1	1	4	1	1	0	2	12
05	Smalley, Alli*	3-4	2-3	4-4	1	2	3	2	12	3	4	0	0	26
02	Jennings, Morgan	1-3	0-0	3-4	0	2	2	5	1	3	0	1	16	
11	Strain, Courtney	0-0	0-0	0-0	0	0	0	0	0	0	0	0	0	6
20	West, Pascale	1-1	0-0	0-0	0	0	0	2	0	0	0	0	3	
23	Hilliard, Chantel	1-5	0-0	2-2	3	1	4	1	4	1	0	0	12	
25	Williams, Jassany	0-2	0-0	0-0	1	1	2	1	0	2	0	0	16	
32	Tanner, Tyrese	2-4	2-4	0-0	1	1	1	6	0	1	0	0	8	
34	Davis, Peyton	0-0	0-0	0-0	0	0	0	2	0	0	0	0	2	
	TEAM				2	1	3							
	Totals.....	20-50	6-17	16-24	13	18	31	17	62	13	21	0	8	200

Season Statistics

Auburn Women's Basketball
Auburn Combined Team Statistics (as of Nov 19, 2010)
All games

RECORD:	OVERALL	HOME	AWAY	NEUTRAL
ALL GAMES	1-2	1-2	0-0	0-0
CONFERENCE	0-0	0-0	0-0	0-0
NON-CONFERENCE	1-2	1-2	0-0	0-0

##	Player	gp-gs	min	avg	Total		3-Point		F-Throw		Rebounds				pf	dq	a	to	blk	stl	pts	avg
					fg-fga	fg%	3fg-fga	3fg%	ft-fta	ft%	off	def	tot	avg								
21	Greenleaf, Jordan	3-3	107	35.7	14-30	.467	1-4	.250	10-14	.714	12	15	27	9.0	9	0	2	9	3	7	39	13.0
14	Alverson, Blanche	3-3	89	29.7	13-32	.406	7-20	.350	3-4	.750	3	9	12	4.0	5	0	5	4	0	3	36	12.0
05	Smalley, Alli	3-3	85	28.3	11-34	.324	4-14	.286	8-10	.800	2	7	9	3.0	6	0	7	12	2	3	34	11.3
01	Toles, Morgan	3-3	89	29.7	13-29	.448	0-0	.000	3-8	.375	4	7	11	3.7	5	0	18	9	0	5	29	9.7
25	Williams, Jassany	3-0	60	20.0	6-21	.286	0-0	.000	2-4	.500	7	4	11	3.7	9	1	0	6	4	5	14	4.7
02	Jennings, Morgan	3-0	39	13.0	3-6	.500	0-0	.000	5-6	.833	2	4	6	2.0	3	0	4	5	0	4	11	3.7
32	Tanner, Tyrese	3-0	20	6.7	3-13	.231	3-8	.375	1-2	.500	3	2	5	1.7	2	0	2	2	1	1	10	3.3
23	Hilliard, Chantel	3-0	31	10.3	3-8	.375	0-0	.000	2-2	1.000	3	4	7	2.3	2	0	1	1	1	2	8	2.7
04	Simmons, Parrisha	3-3	44	14.7	2-6	.333	0-0	.000	3-10	.300	5	2	7	2.3	3	0	4	1	0	4	7	2.3
20	West, Pascale	3-0	13	4.3	3-4	.750	0-0	.000	0-0	.000	0	1	1	0.3	4	0	0	0	0	0	6	2.0
11	Strain, Courtney	3-0	17	5.7	2-4	.500	1-1	1.000	0-0	.000	1	2	3	1.0	1	0	0	2	0	1	5	1.7
34	Davis, Peyton	3-0	6	2.0	0-1	.000	0-0	.000	3-4	.750	0	0	0	0.0	4	0	0	0	1	0	3	1.0
Team											6	7	13									
Total.....		3	600		73-188	.388	16-47	.340	40-64	.625	48	64	112	37.3	53	1	43	51	12	35	202	67.3
Opponents.....		3	600		73-175	.417	18-56	.321	39-52	.750	44	75	119	39.7	54	2	31	65	9	25	203	67.7

TEAM STATISTICS	AU	OPP
SCORING	202	203
Points per game	67.3	67.7
Scoring margin	-0.3	-
FIELD GOALS-ATT	73-188	73-175
Field goal pct	.388	.417
3 POINT FG-ATT	16-47	18-56
3-point FG pct	.340	.321
3-pt FG made per game	5.3	6.0
FREE THROWS-ATT	40-64	39-52
Free throw pct	.625	.750
F-Throws made per game	13.3	13.0
REBOUNDS	112	119
Rebounds per game	37.3	39.7
Rebounding margin	-2.3	-
ASSISTS	43	31
Assists per game	14.3	10.3
TURNOVERS	51	65
Turnovers per game	17.0	21.7
Turnover margin	+4.7	-
Assist/turnover ratio	0.8	0.5
STEALS	35	25
Steals per game	11.7	8.3
BLOCKS	12	9
Blocks per game	4.0	3.0
ATTENDANCE	7823	0
Home games-Avg/Game	3-2608	0-0
Neutral site-Avg/Game	-	0-0

Date	Opponent		Score	Att.
11-12-10	MERCER	W	79-61	2459
11-15-10	FLORIDA STATE	L	61-67	2176
11-18-10	DUKE	L	62-75	3188

* - Conference game

Score by Periods	1st	2nd	Totals
Auburn	99	103	202
Opponents	82	121	203