



2019-20 AUBURN WOMEN'S BASKETBALL

AUBURN ATHLETICS COMMUNICATIONS: 392 SOUTH DONAHUE DRIVE || AUBURN, AL 36830 || AUBURNTIGERS.COM || @AUBURNWBB

2019-20 SCHEDULE/RESULTS 6-8, 0-3 SEC

DATE	OPPONENT	TIME/TV/RESULT
Nov. 6	WOFFORD	W 84-82
Nov. 14	OLD DOMINION	L 77-89
Nov. 21	at UAB	L 75-80
Nov. 24	ST. JOSEPH'S	W 66-62
Nov. 29	1-vs. Middle Tennessee	L 50-73
Nov. 30	1-vs. Dayton (OT)	W 76-74
Dec. 1	1-vs. Drake	L 82-83
Dec. 4	at South Alabama	W 82-62
Dec. 7	2-at TCU	L 65-80
Dec. 15	BETHUNE-COOKMAN	W 74-56
Dec. 28	JACKSONVILLE STATE	W 62-53
Jan. 2	*at Vanderbilt	L 55-77
Jan. 5	*#20 ARKANSAS	L 70-86
Jan. 9	*FLORIDA	L 63-83
Jan. 12	*ALABAMA	+ 2 pm
Jan. 19	*at Georgia	ESPNU 1 pm
Jan. 23	*OLE MISS	+ 6 pm
Jan. 27	*at Kentucky	SECN 6 pm
Jan. 30	*at Mississippi State	+ 7 pm
Feb. 2	*VANDERBILT	+ 2 pm
Feb. 9	*at Alabama	SECN 2 pm
Feb. 13	*at South Carolina	SECN 6 pm
Feb. 16	*LSU	SECN 4 pm
Feb. 20	*MISSISSIPPI STATE	SECN 8 pm
Feb. 23	*at Texas A&M	ESPN2 3 pm
Feb. 27	*at Missouri	+ 7 pm
Mar. 1	*TENNESSEE	SECN 2 pm
Mar. 4-8	SEC Tournament	Greenville
M20-23	NCAA First-Second Rounds	TBD
M27-30	NCAA Regionals	TBD
Apr 3-5	Women's Final Four	New Orleans

All times Central. Home Games in **BOLD CAPS**.
 1 - Gulf Coast Showcase (Estero, Fla.)
 2 - SEC/Big 12 Challenge
 + = SEC Network+ / ESPN3.com

AUBURN ATHLETICS COMMUNICATIONS

KIRK SAMPSON..... Associate AD
 kirk@auburn.edu
 WES TODD Assistant Director/WBB Contact
 wlt0006@auburn.edu
 C: 334-750-5682

Web.....AuburnTigers.com
 Twitter.....@AuburnWBB
 Facebook...../AuburnWBB
 Instagram.....@AuburnWBB
 Office Phone.....(334) 844-9800



GAME 15

Alabama (10-6, 0-3)

Sunday, Jan. 12, 2020 • 2 p.m. CT



Site Auburn, Ala.
 Venue Auburn Arena (9,121)
 TV SEC Network + (Brad Law, Joe Ciampi)
 Radio WTGZ 93.9 FM (Brit Bowen, Larry DiChiara)
 Audio Webcast AuburnTigers.com/watch
 Live Stats AuburnStats.com
 Twitter @AuburnWBB
 Series Record Auburn leads 53-38
 at Auburn Auburn leads 31-10
 Last Meeting Auburn 53, Alabama 52 (March 7, 2019, at Greenville, S.C. [SEC Tournament])

GAMEDAY BREAKDOWN






AUBURN TIGERS

Rankings..... AP: NR | Coaches: NR
 2019-20 Record..... 6-8
 SEC..... 0-3
 Home 4-3
 Away 1-3
 Neutral 1-2
 Streak..... L3
 Head Coach..... Terri Williams-Flournoy
 Record at AU (Yrs.)..... 130-109 (8th)
 Overall Record (Yrs.)..... 273-213 (16th)
 Record vs. Alabama 10-4

ALABAMA CRIMSON TIDE

Rankings..... AP: NR | Coaches: NR
 2019-20 Record..... 10-6
 SEC..... 0-3
 Home 6-4
 Away 3-1
 Neutral 1-1
 Streak..... L3
 Head Coach..... Kristy Curry
 Record at UA (Yrs.)..... 108-101 (7th)
 Overall Record (Yrs.)..... 417-251 (21st)
 Record vs. Auburn..... 3-10

AUBURN PROJECTED STARTERS (based on last game)

				
ANNIE HUGHES G • FR • 5-8 Dutton, Ala.	BROOKE MOORE G • SO • 5-7 Atlanta, Ga.	LAUREN HANSEN G • FR • 5-8 Long Island, N.Y.	UNIQUE THOMPSON F • JR • 6-3 Theodore, Ala.	ERIN HOWARD F/G • SO • 6-2 Madison, Wis.
PPG: 3.8	PPG: 12.5	PPG: 8.5	PPG: 17.0	PPG: 6.5
RPG: 2.1	RPG: 1.5	RPG: 1.4	RPG: 11.9	RPG: 4.4
APG: 0.9	APG: 1.2	APG: 1.8	APG: 1.9	APG: 0.9

OFF THE BENCH

No.	Pos.	Name	Ht.	Year	PPG	RPG	Hometown
0	G	Daisa Alexander	5-8	Sr.	13.9	3.4	Decatur, Ga.
1	G	Robyn Benton	5-9	So.	4.4	1.2	Atlanta, Ga.
2	G	Sania Wells	5-7	Fr.	1.2	0.6	Moss Point, Miss.
10	F	Kiyae' White	6-2	R-So.	4.3	5.5	Macungie, Pa.
*14	F	Jala Jordan	6-2	So.	--	--	Philadelphia, Pa. (WVU)
*23	G	Honesty Scott-Grayson	5-9	So.	--	--	Brick, N.J. (Baylor)
30	G	Morgan Robinson-Nwagwu	5-8	Fr.	2.4	1.7	Norcross, Ga.
35	F	Natalie Kelly	6-3	So.	0.5	0.5	Albany, La.

*ineligible for 2019-20 season per NCAA transfer rules

Head Coach: Terri Williams-Flournoy

Assistants: Ty Evans, La'Keshia Frett Meredith, Clarisse Garcia

#WarEagle
#TeamOfExcellence



AuburnTigers.com



@AuburnWBB | @AuburnTigers
@AUCoachFlo



/AuburnWBB
/AuburnTigers

TEAM SCHEDULE AND MEDIA AVAILABILITY >> JANUARY 6-12 (times Central unless noted otherwise)

MONDAY January 6	TUESDAY January 7	WEDNESDAY January 8	THURSDAY January 9	FRIDAY January 10	SATURDAY January 11	SUNDAY January 12
OFF DAY	PRACTICE 3-5 p.m. Auburn Arena	PRACTICE 2:30-6 p.m. Auburn Arena	GAME 6:00 Auburn vs. Florida	PRACTICE TBA Auburn Arena	PRACTICE 10 a.m.-1 p.m. Auburn Arena	GAME 2:00 Auburn vs. Alabama
	COACH FLO SHOW 6-7 p.m. Baumhower's Victory Grill		Interviews Postgame			Interviews Postgame

AUBURN ATHLETICS COMMUNICATIONS

QUICK FACTS

AUBURNTIGERS.COM

For updated game notes, statistics and all the latest information on Auburn basketball and gameday activities, go to AuburnTigers.com.

INTERVIEW POLICIES

- Coach Williams-Flournoy, assistant coaches and selected athletes are available for phone and personal interviews by contacting Wes Todd in the athletic communications office.
- Following home games, interviews with Coach Flo and selected players will be conducted in the media room following a 10-minute cooling-off period. Visiting coaches and players, if requested, will be available first.
- Interviews following road contests will be conducted in accordance with the home team's media policies.
- Practices are generally closed to the public, but media may cover practice with advance notice.**

CREDENTIALS

Anyone wishing to cover Auburn women's basketball should contact Wes Todd in the communications office at least one day in advance in order to make the proper arrangements. Game credentials will be held at media will call, located inside the scholarship entrance at Auburn Arena. Parking passes are not needed.

GAME DAY SERVICES

Notes for both teams and flip cards will be provided prior to the game. Stats will be distributed at halftime and after the game. Wireless internet is available in the Arena.

VIDEO SERVICES

FTP feeds of selected Auburn basketball highlights are available for the media. A number of studio and satellite services may be arranged for electronic media by calling War Eagle Productions at 334-750-4345.

COMMUNICATIONS STAFF

- Wes Todd Women's Basketball contact
cell: 334-750-5682
email: wlt0006@auburn.edu
- Grant Keith Student assistant/WBB
email: gak0005@auburn.edu
- Kirk Sampson Associate AD
cell: 334-750-1385
email: sampska@auburn.edu

GENERAL INFORMATION

Location..... Auburn, Ala.
Founded1856
Enrollment.....30,440
Nickname Tigers
Colors..... Burnt Orange and Navy Blue
Facility (Capacity) Auburn Arena (9,121)
Interim President..... Dr. Jay Gogue
Director of Athletics Allen Greene
Sr. Assoc. AD/SWA..... Monique Holland

WOMEN'S BASKETBALL HISTORY

First Year of Women's Basketball1971
All-Time Record (Years)..... 942-487 (49th)
All-Time SEC Record (since 1981) 236-239
All-Time Home Record 437-121
at Auburn Arena (since 2010)..... 90-50
NCAA Tournament Appearances..... 21
Last NCAA App./Result.....2019 - First Round
SEC Regular-Season Championships 5
..... 1981, 1987, 1988, 1989, 2009
SEC Tournament Championships..... 4
..... 1981, 1987, 1990, 1997

COACHING & SUPPORT STAFF

Head Coach..... Terri Williams-Flournoy
Alma Mater, Year Penn State, 1991
Overall Record 273-213 (.562) / 16th year
Auburn Record 130-109 (.544) / 8th year
Associate Head Coach (Year at Auburn) Ty Evans (8th)
Alma Mater, Year Wisconsin-Whitewater (1995)
Assistant Coach (Year) La'Keshia Frett Meredith (1st)
Alma Mater, Year Georgia (1997)
Assistant Coach (Year at Auburn) Clarisse Garcia (4th)
Alma Mater, Year Villanova (2007)
Strength & Conditioning Coach Lee Taylor
Director of Basketball Operations Bianca Webb
Director of Basketball Services Justin Peak
Special Asst. to the Head Coach Reneisha Hobbs
Athletic Trainer..... Catherine Gordon
Grad. Student Mgrs Anthony Evans, Rebecca Walthall

GAMEDAY EXPERIENCE: AUBURN ARENA

>> Auburn Arena is in its 10th season as home of Auburn Basketball. The Tigers are 90-50 since moving to the Arena in 2010-11. The facility seats 9,121 for basketball and also hosts Auburn volleyball and gymnastics.



TEAM INFORMATION

2018-19 Record 22-10
2018-19 SEC Record 9-7
SEC Finish..... T-6th
Starters Returning/Lost 3/2
Letterwinners Returning/Lost 7/4
Newcomers..... 6

AUBURN TIGERS

Overall: 6-8 SEC: 0-3

Head Coach: Terri Williams-Flournoy (8th Season)

PRONUNCIATION GUIDE

Daisa Alexander - DAY-zha
 Jala Jordan - JAY-lah
 Morgan Robinson-Nwagwu - wah-GOO

Sania Wells - sa-NYE-uh
 Kiyae' White - kye-YAY
 Terri Williams-Flournoy - Fluh-NOY

Number	Name	Position	Year	High School	Pts	Reb	Ast	Stl	Blk	PPG	RPG	SPG	FG	3FG	FT	Notes				
0	DAISA ALEXANDER	G	5-8	Sr.	Decatur, Ga.	Southwest DeKalb HS	Season High: 24 Career High: 25	6 8	4 8	4 7	- 2	PPG: 13.9 RPG: 3.4 SPG: 2.3 FG: .432 3FG: .314 FT: .775	19-20	13.9	3.4	2.3	.432	.314	.775	LAST GAME (vs UF): DNP (ankle) • Preseason All-SEC Second Team (coaches) • 12th in SEC in scoring, 5th in steals • Scored 1,000th career point vs. Jacksonville St. (12/28) • Career-high 25 pts at Indiana (12/3/17)
1	ROBYN BENTON	G	5-9	So.	Atlanta, Ga.	Greater Atlanta Christian	Season High: 10 Career High: 16	2 5	3 3	4 4	2 2	PPG: 4.4 RPG: 1.2 SPG: 2.6 FG: .300 3FG: .300 FT: .500	19-20	4.4	1.2	2.6	.300	.300	.500	LAST GAME (vs UF): 2 pts, 1 reb, 3 ast, 3 stl • 2019 SEC All-Freshman Team • Made season debut with 10 pts vs. B-C (12/15) • Missed first nine games of season with injury • Avg. 5.8 ppg in '19; 4th among SEC freshmen
2	SANIA WELLS	G	5-7	Fr.	Moss Point, Miss.	East Central HS	Season High: 4 Career High: 4	3 3	3 3	1 1	- -	PPG: 1.2 RPG: 0.6 APG: 0.7 FG: .333 3FG: .000 FT: .833	19-20	1.2	0.6	0.7	.333	.000	.833	LAST GAME (vs UF): 4 pts, 2 reb • Scored 4 points in Auburn debut at UAB • Ranked as #27 PG nationally by ESPN • USA Today All-Mississippi Team • Avg. 27 pts, 5 rebs, 4 stls as HS senior
3	ANNIE HUGHES	G	5-9	Fr.	Dutton, Ala.	Pisgah HS	Season High: 12 Career High: 12	7 7	4 4	3 3	- -	PPG: 3.8 RPG: 2.1 APG: 0.9 FG: .389 3FG: .300 FT: .556	19-20	3.8	2.1	0.9	.389	.300	.556	LAST GAME (vs UF): 3 points • Career-high 7 rebs vs. B-C (12/15) • 3rd AU frosh to start debut since '12 (Thompson, Frerking) • 2019 Alabama Miss Basketball; 1st at AU since W. Boddie • Avg. 21.4 pts, 7.0 rebs, 4.2 asts, 3.5 stls as HS senior
5	BROOKE MOORE	G	5-7	So.	Atlanta, Ga.	Henry County HS	Season High: 20 Career High: 23	4 4	3 3	4 4	1 1	PPG: 12.5 RPG: 1.5 SPG: 1.3 FG: .368 3FG: .266 FT: .763	19-20	12.5	1.5	1.3	.368	.266	.763	LAST GAME (vs UF): 14 pts, 1 reb, 1 ast, 1 stl • Season-high 20 points, 4-6 3FG at South Alabama (12/4) • Began career 21-of-21 FTs • Career-high 23 pts, 5 3FG vs. Alabama St. (12/29/18) • Made 4 3FG vs. Elon as AU set single-game 3FG record
10	KIYAE' WHITE	F	6-2	R-So.	Macungie, Pa.	Emmaus HS	Season High: 12 Career High: 12	11 11	4 4	3 3	1 1	PPG: 4.3 RPG: 5.5 SPG: 0.7 FG: .452 3FG: - FT: .550	19-20	4.3	5.5	0.7	.452	-	.550	LAST GAME (vs UF): 8 pts, 7 reb • Career-high 12 pts, 6-8 FT vs. St. Joseph's • Career-high 11 rebs, 4 asts in 1st career start vs. Wofford • Played in 29 games as redshirt freshman in '19 • Redshirted '17-18 while rehabbing knee injury
13	LAUREN HANSEN	G	5-8	Fr.	Long Island, N.Y.	Ward Melville HS	Season High: 24 Career High: 24	6 6	4 4	4 4	- -	PPG: 8.5 RPG: 1.4 APG: 1.8 FG: .333 3FG: .324 FT: .833	19-20	8.5	1.4	1.8	.333	.324	.833	LAST GAME (vs UF): 7 pts, 2 ast • Career-hi 24 pts, 7-14 3FG vs. Drake • 7 3FG vs. Drake most for AU player since 1/1/17 • Made Auburn debut vs. ODU; missed 1st game w/ injury • Ranked as #71 overall prospect, #20 guard by ESPN
14	JALA JORDAN	F	6-2	So.	Philadelphia, Pa.	West Virginia											• Will redshirt this season after transfer from WVU • Appeared in 25 games as freshman at WVU • Ranked #14 wing in class of '18 by ESPN			
20	UNIQUE THOMPSON	F	6-3	Jr.	Theodore, Ala.	Faith Academy	Season High: 31 Career High: 31	19 19	5 5	2 4	2 6	PPG: 17.0 RPG: 11.9 SPG: 1.9 FG: .638 3FG: - FT: .697	19-20	17.0	11.9	1.9	.638	-	.697	LAST GAME (vs UF): 10 pts, 10 reb, 2 ast, 1 stl • Preseason All-SEC Second Team (coaches/media) • Leads SEC in rebounds, 4th in scoring • 32 career double-doubles, 3rd in AU history • Had double-double in first 12 games of season
23	HONESTY SCOTT-GRAYSON	G	5-9	So.	Brick, N.J.	Baylor											• Will redshirt this season after transfer from Baylor • Appeared in 28 games as frosh at Baylor; avg. 2.5 ppg • 2018 McDonald's All-American • Bronze medal w/ USA Basketball U16 Team in '16 • Ranked as #20 overall prospect, #3 guard by ESPN			
24	ERIN HOWARD	F/G	6-1	So.	Madison, Wis.	Madison East HS	Season High: 14 Career High: 14	7 8	3 5	4 4	2 3	PPG: 6.5 RPG: 4.4 SPG: 1.7 FG: .358 3FG: .279 FT: .667	19-20	6.5	4.4	1.7	.358	.279	.667	LAST GAME (vs UF): 9 pts, 4 stl, 1 ast • Career-high 14 pts, 4 stl, 4 3FG at South Alabama (12/4) • Tip-in at buzzer vs. Dayton to force OT (11/30) • Appeared in 31 games as freshman, started 17 • Career-high 12 pts vs. Missouri (2/24/19)
30	MORGAN ROBINSON-NWAGWU	G	5-8	Fr.	Norcross, Ga.	Norcross HS	Season High: 6 Career High: 6	4 4	4 4	2 2	1 1	PPG: 2.4 RPG: 1.7 APG: 1.9 FG: .261 3FG: .286 FT: .533	19-20	2.4	1.7	1.9	.261	.286	.533	LAST GAME (vs UF): 6 pts, 3 reb, 3 ast, 2 stl • Career-high 6 points, 2 steals vs. Florida (1/9) • Scored first AU points at UAB (11/21) • Ranked as No. 28 guard by ESPN • 1st-team all-state; regional player of the year
35	NATALIE KELLY	F	6-3	So.	Albany, La.	Albany HS	Season High: 3 Career High: 3	2 3	- -	1 1	- 1	PPG: 0.5 RPG: 0.5 SPG: 0.1 FG: 1.000 3FG: - FT: .500	19-20	0.5	0.5	0.1	1.000	-	.500	LAST GAME (vs UF): 1 reb, 1 stl • Scored career-high 3 pts vs. St. Joseph's • Appeared in 12 games as freshman • Scored first collegiate FG vs. UL-Lafayette (11/25/18) • Career-high 3 rebs vs. Samford, Alabama St.

Inside the Matchup

Auburn vs. Alabama 53-38 (.582)

In Auburn: 31-10
 --At Auburn Arena: 7-2
 In Tuscaloosa: 18-23
 Neutral Sites: 4-5
 Trend: Auburn has won 11 of last 14 meetings

(17 meetings prior to 1980 omitted for space)

Jan. 23, 1980	W	77-71	Auburn
Jan. 12, 1981	L	65-66	Tuscaloosa, Ala.
Feb. 1, 1981	W	61-50	Baton Rouge, La.
Feb. 28, 1981	W	67-50	Troy, Ala.
Jan. 27, 1982	W	72-56	Auburn
Feb. 22, 1982	W	63-59	Tuscaloosa, Ala.
Jan. 5, 1983	W	60-49	Auburn
Feb. 9, 1983	W	79-63	Tuscaloosa, Ala.
Jan. 4, 1984	L	56-65	Auburn
Feb. 9, 1984	L	60-64	Tuscaloosa, Ala.
Jan. 16, 1985	W	71-53	Auburn
Feb. 18, 1985	L	67-84	Tuscaloosa, Ala.
Jan. 15, 1986	W	87-86 (OT)	Tuscaloosa, Ala.
Feb. 21, 1987	W	78-60	Auburn
Mar. 5, 1987	W	89-61	Albany, Ga. *
Jan. 27, 1988	W	88-57	Tuscaloosa, Ala.
Feb. 18, 1989	W	89-44	Auburn
Feb. 21, 1990	L	68-71	Tuscaloosa, Ala.
Feb. 2, 1991	W	77-48	Auburn
Feb. 12, 1992	L	69-72	Tuscaloosa, Ala.
Feb. 17, 1993	W	93-67	Auburn
Feb. 16, 1994	L	71-84	Tuscaloosa, Ala.
Jan. 24, 1995	W	86-70	Auburn
Jan. 24, 1996	L	67-69	Tuscaloosa, Ala.
Feb. 13, 1996	W	75-58	Auburn
Mar. 2, 1996	L	59-65	Chattanooga, Tenn. *
Jan. 7, 1997	L	65-68	Auburn
Feb. 11, 1997	L	57-89	Tuscaloosa, Ala.
Jan. 7, 1998	L	48-62	Tuscaloosa, Ala.
Feb. 11, 1998	L	45-62	Auburn
Jan. 7, 1999	W	73-69	Auburn
Feb. 11, 1999	L	57-72	Tuscaloosa, Ala.
Feb. 26, 1999	L	72-76	Chattanooga, Tenn. *
Jan. 13, 2000	W	69-51	Auburn
Feb. 13, 2000	W	69-59	Tuscaloosa, Ala.
Jan. 11, 2001	L	53-60	Tuscaloosa, Ala.
Feb. 11, 2001	L	60-61	Auburn
Mar. 1, 2001	L	55-59	Memphis, Tenn. *
Jan. 24, 2002	L	70-78	Tuscaloosa, Ala.
Feb. 10, 2002	L	57-60	Auburn
Jan. 19, 2003	W	65-61	Auburn
Feb. 27, 2003	L	62-67	Tuscaloosa, Ala.
Jan. 22, 2004	W	70-61	Auburn
Feb. 26, 2004	W	72-40	Tuscaloosa, Ala.
Jan. 23, 2005	W	59-43	Auburn
Feb. 17, 2005	W	74-63	Tuscaloosa, Ala.
Jan. 8, 2006	L	54-68	Tuscaloosa, Ala.
Jan. 26, 2006	W	65-56	Auburn
Jan. 7, 2007	W	63-58	Tuscaloosa, Ala.
Feb. 1, 2007	W	93-61	Auburn
Jan. 28, 2008	W	62-48	Tuscaloosa, Ala.
Feb. 14, 2008	W	74-49	Auburn
Jan. 22, 2009	W	84-66	Auburn
Feb. 8, 2009	W	81-54	Tuscaloosa, Ala.
Jan. 14, 2010	W	74-62	Auburn
Feb. 7, 2010	L	53-55	Tuscaloosa, Ala.
Jan. 2, 2011	W	66-55	Tuscaloosa, Ala.
Feb. 17, 2011	L	51-59	Auburn
Jan. 5, 2012	W	65-55	Tuscaloosa, Ala.
Feb. 23, 2012	W	81-40	Auburn
Jan. 24, 2013	L	51-61	Tuscaloosa, Ala.
Feb. 17, 2013	W	70-53	Auburn
Jan. 16, 2014	W	61-39	Tuscaloosa, Ala.
Feb. 27, 2014	W	70-65 (2OT)	Auburn
Jan. 22, 2015	L	50-51	Tuscaloosa, Ala.
March 1, 2015	W	80-73	Auburn
Jan. 14, 2016	W	72-59	Auburn
Feb. 7, 2016	W	59-55	Tuscaloosa, Ala.
Jan. 29, 2017	W	66-55	Tuscaloosa, Ala.
Feb. 20, 2017	L	61-63 (OT)	Auburn
Jan. 28, 2018	W	69-60	Auburn
Feb. 18, 2018	L	60-70	Tuscaloosa, Ala.
Jan. 10, 2019	W	66-56	Tuscaloosa, Ala.
Feb. 17, 2019	W	77-38	Auburn
March 7, 2019	W	53-52	Greenville, S.C. *

*SEC Tournament
 **First women's game in Beard-Eaves Coliseum

Auburn Women's Basketball Quick Hitters

- This is the 92nd meeting between Auburn and Alabama in women's basketball, the second-most played series in the SEC
- Auburn leads the series 53-38, including a 31-10 edge at home and a 7-2 lead at Auburn Arena
- Auburn has won the last three meetings and 11 of the last 14
- Auburn swept three games with Alabama last season, including a narrow 53-52 win in the SEC Tournament and a dominating 77-38 victory at home
- Unique Thompson has 13 double-doubles in 14 games this year, which leads the NCAA; she has 33 career double-doubles, which ranks 3rd in Auburn history
- Thompson has been named SEC Player of the Week twice this season, including most recently on Dec. 30
- Thompson's 724 career rebounds rank 2nd among active SEC players and 15th in Auburn history
- Thompson scored 31 points at TCU (12/7), her career-high and the 39th individual 30-point game in Auburn history
- Thompson's 31-point, 15-rebound effort was Auburn's first 30-15 game since Dec. 19, 2008, when DeWanna Bonner had 30 points and 16 rebounds vs. George Washington
- Senior Daisa Alexander scored her 1,000th career point in Auburn's win over Jacksonville State (12/28); she is the 34th Tiger to reach that milestone
- Alexander missed the game vs. Florida on Jan. 9 with an ankle injury suffered four days earlier vs. Arkansas
- Alexander's 193 career steals rank second among active SEC players; her 1,023 points are 7th among active players
- The Tigers have employed six different starting lineups this year; seven of 11 active players have drawn starts
- Auburn's 13 3-pointers vs. Drake (12/1) tied for the second-most in program history, one shy of the school record (14) set at Drake on Dec. 22 of last season; the Tigers followed that up with 12 at South Alabama, giving them 25 in a two-game span
- Freshman Lauren Hansen hit 7 3-pointers vs. Drake, one shy of the Auburn single-game record and the most by an Auburn player since Brandy Montgomery made 7 3-pointers at Florida on Jan. 1, 2017
- Hansen scored 24 points in the Drake game, a career-high and the most by an Auburn freshman since Unique Thompson scored 29 at Louisiana-Lafayette on Dec. 8, 2017
- Lauren Hansen and Annie Hughes both drew starts as true freshmen in the first three games of the season
- Against Wofford, Unique Thompson (25 pts) and Daisa Alexander (22 pts) gave Auburn its first game with two 20-point scorers since an overtime win over North Carolina last season (Dec. 21, 2018, in Myrtle Beach)
- Auburn is in its 49th season of women's basketball and has 942 program wins
- Auburn is one of two programs nationwide with two or fewer upperclassmen on the roster; 11 of the 13 players on the roster are freshmen or sophomores

Moving On Up (Auburn Career Milestone Watch) . . .

- **Unique Thompson** is 3rd in career double-doubles with 33 (C.C. Hayden); needs 5 to tie for 2nd (Lauretta Freeman, 38)
- **Unique Thompson** is 15th in career rebounds with 724, needs 25 to tie for 13th (C.C. Hayden & Kendall Mago, 749)
- **Unique Thompson** needs 62 points for 1,000 in her career
- **Daisa Alexander** is 9th in career 3-point FG made with 118; needs 29 to tie for 8th (Katie Frerking, 147)
- **Daisa Alexander** is 9th in career 3-point attempts with 349; needs 21 to tie for 8th (Kristen Mulligan, 370)
- **Daisa Alexander** scored her 1,000th career point vs. Jacksonville State (12/28); needs 103 points to enter the Auburn top 30

INDIVIDUAL CATEGORY LEADERS

Auburn	Alabama
Unique Thompson - 17.0	Points..... Jordan Lewis - 13.3
Unique Thompson - 11.9	Rebounds Jasmine Lewis - 6.8
Daisa Alexander - 2.1	Assists Jordan Lewis - 3.5
Daisa Alexander - 2.3	Steals Cierra Johnson - 1.6
Erin Howard - 0.6	Blocks Ashley Knight - 1.8
Unique Thompson - 31.3	Minutes Played Jordan Lewis - 32.5
Unique Thompson - .638	Field Goal Percentage Ashley Knight - .646
Lauren Hansen - .324	3-Point Percentage Jasmine Walker - .395
Daisa Alexander - .775	Free-Throw Percentage Megan Abrams - .804

OPENING TIP

- » Auburn wraps up a season-long three-game home stand and the first quarter of SEC play when the Tigers host Alabama at 2 p.m. CT Sunday.
- » Auburn is 6-8 overall, 0-3 in SEC play, and fell at home to Florida 83-63 Thursday night.
- » Alabama is 10-6 overall, 0-3 in SEC play, and dropped its last game to No. 14 Kentucky 81-71 at home Thursday night.

LAST TIME OUT

- » Unique Thompson picked up her 13th double-double of the season, but Auburn was unable to overcome a hot-shooting Florida team Thursday night in an 83-63 loss at Auburn Arena.
- » Florida (11-5, 2-1 SEC) shot 61.5 percent from the field, including 58.8 percent from 3-point range, and also controlled the paint as Auburn (6-8, 0-3) fell behind early and was unable to recover.
- » Thompson was held scoreless in the first half but bounced back after halftime to finish with 10 points and 10 rebounds to extend her NCAA-leading double-double total. Brooke Moore was Auburn's leading scorer with 14 points. Kiyae' White added eight points and seven rebounds, and Erin Howard had four steals.
- » Auburn shot 39.3 percent from the field and attempted a season-high 29 3-pointers, making seven (24.1%). Florida grabbed one more rebound than Auburn (30-29). The Tigers forced Florida into 17 turnovers but was only able to convert those into nine points. Florida, meanwhile, scored 26 points off 16 Auburn turnovers.

UP NEXT

- » After an off day next Thursday, the Tigers are back in action Sunday, Jan. 19, at Georgia. Game time is 1 p.m. CT at Stegeman Coliseum in Athens with a national broadcast on ESPNU.

AN AUBURN WIN WOULD...

- » Snap a 3-game losing streak.
- » Be Auburn's fourth straight win over Alabama.
- » Improve the Tigers to 3-1 against in-state foes this season.

AUBURN-ALABAMA SERIES

- » This is the 92nd meeting between Auburn and Alabama in women's basketball, the first of two this season. It is the second-most played women's basketball series in the SEC, behind only Ole Miss-Mississippi State.
- » Auburn is 53-38 all-time against Alabama and owns a 31-10 advantage at home, including a 7-2 edge at Auburn Arena.
- » The Tigers have won 8 of the last 10 and 11 of the last 14 meetings between the teams, dating back to 2013.

LAST MEETING: March 7, 2019 (at Greenville, S.C.) Auburn 53, Alabama 52

- » Auburn overcame a seven-point deficit in the fourth quarter and forced 18 second-half turnovers to earn a wild 53-52 win over Alabama in the second round of the SEC Tournament.
- » Despite its lowest offensive output of the season, Auburn got 29 points off 26 Alabama turnovers to beat its archrival for the third time this season, something the Tigers had not done against Alabama since 1975.
- » Auburn was able to take advantage of free-throw opportunities down the stretch, hitting

10-of-11 in the fourth period. None were bigger than two from Daisa Alexander with 11 seconds to play that gave Auburn a 53-50 lead following a wild sequence that included two jump-balls, a 5-second violation, a timeout and a quick foul. Cierra Johnson's late 3-point attempt was off the mark, and Ariyah Copeland banked in a layup as time expired to cut the final deficit to one.

- » Janiah McKay was Auburn's only player in double-figures with 12 points on the night. Unique Thompson added 8 points and a game-high 10 rebounds, and Alexander had six points and four steals. Abigail Jackson contributed seven points and four off the bench, and Erica Sanders had three steals on the night.

SCOUTING ALABAMA

- » Alabama is 10-6 on the season and 0-3 in SEC play, but two of the three league losses have come to top-15 foes in #4 South Carolina and #14 Kentucky.
- » Alabama averages 74.1 points per game while giving up 64.3 per game.
- » Jordan Lewis leads the Tide with 13.3 points/game, and Jasmine Walker adds 10.8. Walker is also the Tide's leading rebounder with 6.8/game.

SCOUTING AUBURN

- » The Tigers are among the most inexperienced teams in the country with just two upperclassmen on their 13-player roster. With four freshmen and seven sophomores, Auburn is one of just eight teams nationwide with three or fewer upperclassmen on its roster.
- » Auburn averages 70.1 points per game but gives up 74.3; the Tigers lead the SEC with 10.9 steals per game.
- » Junior forward Unique Thompson has 13 double-doubles through 14 games, averaging 17.5 points and 11.9 rebounds; she is the leading rebounder and fifth-leading scorer in the Southeastern Conference. She has 33 career double-doubles, which ranks 3rd in Auburn history and tied for first among active SEC players.
- » Senior guard Daisa Alexander is the Tigers' second-leading scorer, averaging 13.9 points/game. She scored her 1,000th career point against Jacksonville State on Dec. 28, becoming the 34th Tiger to reach that milestone. Alexander also ranks fifth in the SEC in steals (2.3/game). Alexander missed Thursday game vs. Florida with an ankle injury suffered Jan. 5 vs. Arkansas.
- » Sophomore Brooke Moore gives Auburn a third player in double figures at 12.7 points/game. She is Auburn's leading scorer through three conference games at 16.7 points/game. She scored a season-high 20 points at South Alabama, hitting 4-of-6 3-point attempts
- » Freshman Lauren Hansen earned her first career start at UAB on Nov. 21 in her second collegiate game. Hansen followed that up with an 18-point, 4-steal performance in a win over St. Joseph's, then a 24-point, 4-assist day against Drake where she made seven 3-pointers.
- » Sophomore Robyn Benton made her season debut vs. Bethune-Cookman on Dec. 15, scoring 10 points along with two blocks. She missed the season's first nine games with injury.
- » Freshman Annie Hughes and redshirt sophomore Kiyae' White earned their first career starts on opening night vs. Wofford. Both have played in all 14 games; White is Auburn's second-

SEC STANDINGS & SCHEDULE

	<i>(thru games of Jan. 6)</i>					
	SEC Games			All Games		
	W	L	Pct.	W	L	Pct.
Mississippi St.	3	0	1.000	15	2	.882
South Carolina	3	0	1.000	15	1	.938
Florida	2	1	.667	11	5	.688
Kentucky	2	1	.667	13	2	.867
LSU	2	1	.667	12	3	.800
Tennessee	2	1	.667	12	3	.800
Texas A&M	2	1	.667	14	2	.875
Vanderbilt	2	1	.667	12	4	.750
Arkansas	1	2	.333	13	3	.813
Georgia	1	2	.333	10	6	.625
Missouri	1	2	.333	4	12	.250
Alabama	0	3	.000	10	6	.625
AUBURN	0	3	.000	6	8	.429
Ole Miss	0	3	.000	7	9	.438

Thursday, Jan. 9

- *#14 Kentucky 81, Alabama 71
- *Florida 83, Auburn 63
- *#4 South Carolina 91, #21 Arkansas 82
- *Vanderbilt 63, Georgia 55
- *LSU 57, #10 Texas A&M 54
- *#23 Tennessee 84, Ole Miss 28
- *#13 Mississippi State 79, Missouri 64



Sunday, Jan. 12

- *Alabama at Auburn
- *Missouri at #21 Arkansas
- *Florida at #14 Kentucky
- *Georgia at #23 Tennessee
- *Ole Miss at LSU
- *#4 South Carolina at Vanderbilt

Thursday, Jan. 16

- *Tennessee at Florida
- *LSU at Mississippi State
- *Texas A&M at Kentucky
- *South Carolina at Missouri

Inside the Numbers

CATEGORY		
	AUBURN	ALABAMA
Points Per Game	70.1	74.1
Scoring Margin	-4.2	+9.8
Field Goal %	41.8%	43.7%
Opp. Field Goal %	46.5%	39.6%
3 pt Field Goal %	29.3%	33.1%
Opp. 3FG %	37.4%	32.4%
Rebounds	35.7	39.0
Opp. Rebounds	32.7	32.3
Rebound Margin	+3.0	+6.8
Turnovers	17.7	15.0
Opp. Turnovers	17.8	14.3
Steals	10.9	6.7
Opp. Steals	8.6	8.4
Blocks	2.1	3.6
Opp. Blocks	2.1	3.6

Associated Press Top 25

(Week 9: Jan. 6)

Rk	Team	Record	Prev
1	Connecticut (19)	12-0	1
2	Oregon (7)	12-1	2
3	Oregon State (3)	14-0	3
4	South Carolina (1)	14-1	4
5	Stanford	13-1	5
6	Baylor	11-1	6
7	Louisville	14-1	7
8	UCLA	14-0	10
9	NC State	14-0	9
10	Texas A&M	13-1	11
11	Florida State	14-1	8
12	Indiana	12-2	14
13	Mississippi State	14-2	15
14	Kentucky	12-2	13
15	DePaul	13-2	16
16	Gonzaga	14-1	17
17	Maryland	10-3	12
18	Arizona	13-1	18
19	West Virginia	11-1	19
20	Missouri State	12-2	21
21	Arkansas	13-2	20
22	South Dakota	15-2	NR
23	Tennessee	11-3	22
24	Michigan	11-3	NR
25	Princeton	12-1	NR

Also receiving votes: Northwestern, Rutgers, Iowa, Syracuse, TCU, Miami, Florida Gulf Coast, Arizona State, Minnesota, Texas, Nebraska, Kansas.

USA TODAY Coaches' Top 25

(Week 9: Jan. 7)

Rk	Team	Record	Prev
1	Connecticut (22)	12-0	1
2	Oregon (6)	12-1	2
3	Oregon State (4)	14-0	3
4	Stanford	13-1	4
5	South Carolina	14-1	5
6	Baylor	11-1	6
7	Louisville	14-1	7
8	NC State	14-0	9
9	UCLA	14-0	10
10	Texas A&M	14-1	12
11	Florida State	14-1	8
12	Mississippi State	14-2	14
13	Indiana	13-2	15
14	Kentucky	12-2	13
15	Gonzaga	14-1	16
16	Maryland	11-3	11
17	DePaul	13-2	17
18	Missouri State	12-1	19
19	Arizona	13-1	18
20	West Virginia	11-1	21
21	Arkansas	13-2	20
22	South Dakota	14-2	22
23	Princeton	12-1	22
24	Tennessee	11-3	23
25	Florida Gulf Coast	15-2	25

Also receiving votes: Michigan, Arizona State, Northwestern, Rutgers, Syracuse, Iowa, James Madison, Creighton.

leading rebounder at 5.5/game.

» Auburn returned three starters (Daisa Alexander, Erin Howard, Unique Thompson) and four other letterwinners from its 2018-19 team that finished 22-10 overall, 9-7 in SEC play, and advanced to the NCAA Tournament for the third time in four seasons.

SEEING DOUBLE

» Junior Unique Thompson has 33 career double-doubles, which ranks 3rd in Auburn history. She is 13-for-14 this season.

» Thompson is the national leader with 13 double-doubles this year and had the longest streak of the season nationally with 12 in her first 12 games.

» From the final game of last season through the Arkansas game on Jan. 6, Thompson had double-doubles in 13 consecutive games, which is the second-longest streak in Auburn history (Lauretta Freeman, 18, 1992-93).

» Thompson is tied for the lead among active SEC players in career double-doubles (as of Jan. 9):

Player (School)	19-20	Career
Unique Thompson (Auburn)	13	33
Ayana Mitchell (LSU)	6	33
Rennia Davis (Tennessee)	7	25
Ciera Johnson (Texas A&M)	5	17
N'dea Jones (Texas A&M)	6	16

ACROSS THE DIVISIONS

» How does Unique Thompson's double-double prowess stack up across all divisions of college basketball? A comparison between the leaders in every division, men's and women's (as of 1/9):

Player (School)	Division	19-20
Unique Thompson (Auburn)	D1 Women	13
Nathan Knight (William & Mary)	D1 Men	13
Andrew Sischo (Daemen)	D2 Men	12
Sekou Sylla (Saint Rose)	D2 Men	12
Mike Rapoza (Anna Maria)	D3 Men	12
Danielle Norquest (West Florida)	D2 Women	11
Kayla Marosites (Carson-Newman)	D2 Women	11
Shannon Ryan (St. Anselm)	D2 Women	11
Te'hilia Teigman (Yeshiva)	D3 Women	10
Katie Garrish (Southern Virginia)	D3 Women	10

MORE ABOUT UNIQUE

» Through games of Jan. 9, Unique Thompson leads the NCAA in offensive rebounds per game (5.3) and is sixth overall in rebounding (11.9). She leads the SEC in both categories. Thompson is also 8th nationally and 2nd in the SEC in field goal percentage (63.8%).

» Thompson's 31-point, 16-rebound game at TCU (12/7) was her first 30-point effort and the first for Auburn since Katie Frerking scored 32 at Texas A&M in 2017. It was the first 30/15 game by an Auburn player since DeWanna Bonner vs. George Washington in 2008.

AUBURN HONOR ROLL

» Auburn senior Daisa Alexander and junior Unique Thompson were selected to the Preseason All-SEC Second Team by the league's coaches.

» Thompson was also selected to the All-SEC Second Team by a panel of regional and national media.

» Thompson is on the Katrina McClain Award Watch List. The Katrina McClain Award is presented to the top power forward in the country by the WBCA and the Basketball Hall of Fame.

» Thompson was named SEC Player of the Week on Nov. 26 after her performances against UAB and St. Joseph's.

» Thompson earned a second SEC Player of the Week nod after a 20-point, 10-rebound effort against Jacksonville State on Dec. 28.

» The Tigers were picked to finish seventh in the SEC by the media and eighth by the coaches.

RAINING THREES

» Auburn set a school record for single-season 3-pointers last season, making 193 in 32 games (6.0/game) for the year.

» So far this year, Auburn has made 90 3-pointers through 14 games (6.4 avg) and made a season-best 13 against Drake on Dec. 1, one shy of tying the school record set vs. Elon last season. The Tigers followed that up with 12 at South Alabama, giving them 25 over a 2-game span.

» Freshman Lauren Hansen made 7 3-pointers in that Drake game, coming within one of the Auburn single-game record (8, Tiffany Krantz vs. Troy, Nov. 21, 1997) and making the most 3-pointers since Brandy Montgomery had 7 at Florida on Jan. 1, 2017.

GAMES WITH 10 OR MORE 3-POINTERS (Since 2000)

3FG	Opponent	Date	Result
14	at Elon	12/22/18	W 96-44
13	vs. Drake	12/1/19	L 82-83
13	Oklahoma	12/2/18	W 95-79
12	at South Alabama	12/4/19	W 82-62
12	Colgate	12/5/07	W 82-75
11	at Florida	1/1/17	W 82-75
11	Winthrop	12/16/15	W 76-33
10	UAB	11/13/15	W 85-71
10	vs. Maine	11/9/12	W 71-41
10	Alabama	2/23/12	W 81-40
10	Belmont	11/15/11	W 80-53
10	Marist	12/21/11	L 61-69
10	Iowa State	12/28/01	L 80-75 (OT)

ON THIS DATE

» Auburn is 3-10 all-time on Jan. 12. The last game on this date came in 2017 when the Tigers won at Vanderbilt 64-59.

YOUTH WILL BE SERVED

» With just two upperclassmen on a roster of 13 players (11 of whom are eligible this season), Auburn has one of the youngest and most inexperienced teams in all of college basketball. In fact, Auburn is one of just two teams nationwide with two or fewer upperclassmen on their roster.

School	Upperclassmen	% of Active Roster
Auburn	2	18.2% (2/11)
Coppin State	2	18.2% (2/11)
Grand Canyon	3	20.0% (3/15)
Colorado	3	23.1% (3/13)
Ohio State	3	23.1% (3/13)
Oklahoma	3	25.0% (3/12)
South Carolina	3	25.0% (3/12)
Southern California	3	25.0% (3/12)

WORKING OVERTIME

» Auburn played its first overtime game of the season and the 42nd in program history on Nov. 30 when the Tigers defeated Dayton 76-74 in Estero, Fla., at the Gulf Coast Showcase. Erin Howard tipped in a shot at the buzzer to force the OT period after the Tigers had trailed by as many as 13 at halftime.

» Auburn is 22-20 all-time in overtime and has won three straight OT games. The Tigers are 6-4 in

the Coach Flo era in overtime games.

OVERTIME GAMES UNDER COACH FLO

Date	Opponent	Location	Result
11/30/19	Dayton	Esteros, Fla.	W 76-74
2/3/19	Georgia	Auburn	W 59-58
12/20/18	North Carolina	Myrtle Beach, S.C.	W 86-81
2/20/17	Alabama	Auburn	L 61-63
12/18/16	Virginia Tech	Auburn	L 87-92
1/24/16	Arkansas	Auburn	W 71-60
12/13/15	Marquette	Milwaukee, Wis.	L 69-70
11/28/15	Minnesota	Guaynabo, P.R.	W 81-79
3/2/14	Ole Miss	Oxford, Miss.	L 71-73
2/27/14	Alabama	Auburn	(2OT) W 70-65

STARTING ON DAY ONE

» Freshman Annie Hughes became the seventh Auburn freshman since 2005 to earn a start in her collegiate debut. She was the third under Terri Williams-Flournoy and the seventh since 2005 to be in the starting lineup on night one.

Year	Freshman Starter	Opponent	Stats
2019	Annie Hughes	Wofford	10 pts, 4 ast
2017	Unique Thompson	@Va. Tech	9 pts, 16 reb
2013	Katie Frerking	Ga. Southern	8 pts, 3 reb
2011	Hasina Muhammad	@Mercer	12 pts, 2 reb
2008	Morgan Jennings	@Ala. A&M	4 pts, 4 reb
2005	Sherell Hobbs	UT Pan-Am.	6 pts, 5 reb
2005	DeWanna Bonner	UT Pan-Am.	19 pts, 4 reb

NEW FACES

» Auburn welcomes six newcomers to the roster for 2019-20, four freshmen and two sophomore transfers.

» Joining the Tigers and eligible to play this season are Lauren Hansen (G, 5-8, Long Island, N.Y.); Annie Hughes (G, 5-9, Dutton, Ala.); Morgan Robinson-Nwagwu (G, 5-8, Norcross, Ga.) and Sania Wells (G, 5-7, Moss Point, Miss.)

» Two transfers will also be on the Tigers' roster but ineligible to play this season. Jala Jordan (F, 6-2, Philadelphia, Pa.), joined the Tigers this summer after transferring from West Virginia. And Honesty Scott-Grayson (G, 5-9, Brick, N.J.) enrolled in August after transferring from Baylor. Both players will have three years of eligibility beginning with the 2020-21 season.

TIGERS IN THE PROS

» DeWanna Bonner completed her 10th season in the WNBA in 2019, all with the Phoenix Mercury. Bonner was selected as an All-Star for the third time in her last four seasons, averaging 17.2 points, a career-best 7.6 rebounds, 2.7 assists and 1.3 steals per game while starting all 34 games for the Mercury. She is also playing overseas for Dynamo Kursk in Russia.

» Brandy Montgomery is playing in Europe for her third season, currently on the roster of Last year, she played in Luxembourg for Ezzella Ettlbruck, averaging a team-best 21.4 points per game. In 2017-18, she played for Visby in Sweden, averaging 16.3 points, 5.1 rebounds and 1.8 assists while helping her team to the league semifinals.

AQUILA DI GUERRA

» Auburn's women's basketball team spent nine days in Italy in August, playing three exhibition games and touring sites across the country in Rome, Florence, Milan, Pisa, Bellagio and others. The Tigers dropped their first game to the Netherlands National Team and fell short in two

other games against a professional European all-star team.

Auburn in the SEC & NCAA Stats

(Thru games of 1/9/20)

Category	Value	SEC	NCAA
Scoring Offense	70.1	9th	107th
Scoring Defense	74.3	14th	325th
Scoring Margin	-4.2	12th	248th
Field Goal Pct.	.418	10th	111th
Field Goal Pct. Def.	.465	14th	343rd
3-pt FG Pct.	.293	12th	243rd
3-pt FG Pct. Def.	.374	14th	342nd
Free Throw Pct.	.680	7th	190th
Rebounds	35.7	11th	266th
Rebound Margin	+3.0	10th	115th
Off. Rebounds	13.4	7th	--
Def. Rebounds	22.3	14th	--
Assists	12.0	12th	234th
Assist/Turnover	0.7	14th	257th
Blocks	2.1	13th	287th
Turnover Margin	+0.1	8th	184th
Turnovers Forced	17.8	4th	124th
Steals	10.9	1st	30th

INDIVIDUALS (All Games)

Scoring

Unique Thompson	17.0	5th	77th
Daisa Alexander	13.9	13th	--
Brooke Moore	12.5	25th	--

Rebounding

Unique Thompson	11.9	1st	6th
-----------------	------	-----	-----

Field Goal Pct.

Unique Thompson	.638	2nd	8th
Daisa Alexander	.432	14th	209th

Free Throw Pct.

Unique Thompson	.697	10th	--
-----------------	------	------	----

Steals

Daisa Alexander	2.3	5th	74th
Unique Thompson	1.9	11th	202nd
Erin Howard	1.7	13th	--

3-Point FG Made

Lauren Hansen	1.8	7th	235th
Brooke Moore	1.6	12th	--

Offensive Rebounds

Unique Thompson	5.3	1st	1st
-----------------	-----	-----	-----

Defensive Rebounds

Unique Thompson	6.6	2nd	--
-----------------	-----	-----	----

Double-Doubles

Unique Thompson	13	1st	1st
-----------------	----	-----	-----

Auburn Career Record Updates

Auburn Career Scoring

No.	Player	Years	Points
1.	DeWanna Bonner	2005-09	2,162
2.	Becky Jackson	1980-84	2,068
3.	Vickie Orr	1985-89	2,035
4.	Marianne Merritt	1975-79	1,979
5.	Carolyn Jones	1988-91	1,831
6.	Natasha Brackett	2001-05	1,716
7.	Janiah McKay	2015-present	1,647
8.	Brandy Montgomery	2013-17	1,644
9.	Mae Ola Bolton	1984-88	1,616
10.	Alli Smalley	2007-11	1,601
11.	Angie Hannah	1978-82	1,583
12.	Tyrese Tanner	2010-14	1,515
13.	Le'Coe Willingham	1999-03	1,475
14.	Lori Monroe	1979-83	1,415
15.	Tasha Hamilton	1997-01	1,402
16.	Sherell Hobbs	2005-09	1,372
17.	Linda Godby	1986-90	1,365
18.	Tra'Cee Tanner	2012-16	1,327
19.	Debra Larkin	1981-85	1,310
20.	C.C. Hayden	1989-92	1,306
21.	Katie Frerking	2013-17	1,271
22.	Conswella Sparrow	1997-00	1,249
23.	Blanche Alverson	2009-13	1,244
24.	Brenda Hill	1981-85	1,222
25.	Monique Morehouse	1992-96	1,191
26.	Lauretta Freeman	1989-93	1,188
27.	Hasina Muhammad	2001-15	1,184
	Sharon Stewart	1984-88	1,184
29.	Ruthie Bolton	1985-89	1,176
30.	Tiffany Krantz	1996-00	1,136
--	Daisa Alexander	2016-present	1,023
--	Unique Thompson	2017-present	938

Auburn Career Rebounding

No.	Player	Years	Rebounds
1.	Becky Jackson	1980-84	1,118
2.	DeWanna Bonner	2005-09	1,047
3.	Lori Monroe	1979-83	1,015
4.	Vickie Orr	1985-89	1,006
5.	Lauretta Freeman	1989-93	976
6.	Marianne Merritt	1975-79	972
7.	Le'Coe Willingham	1999-03	927
8.	Monique Morehouse	1992-96	792
9.	Jordan Greenleaf	2006-11	761
	Charlene Thomas	1984-87	761
11.	Tra'Cee Tanner	2012-16	758
12.	Sharon Stewart	1984-88	757
13.	C.C. Hayden	1989-92	749
	Kendall Mago	1988-92	749
15.	Unique Thompson	2017-present	724
16.	Tasha Hamilton	1997-01	663
	Mae Ola Bolton	1984-88	653
18.	Marita Payne	2002-06	630
19.	Katie Frerking	2013-17	627
20.	Sherell Hobbs	2005-09	612
	Brenda Hill	1982-85	604
22.	Blanche Alverson	2009-13	602
23.	KeKe Carrier	2005-10	600
24.	Angie Hannah	1978-82	588
	Linda Godby	1986-90	580
26.	Tyrese Tanner	2010-14	572
	Conswella Sparrow	1997-00	572
28.	Diann McNeil	1984-88	498
29.	Samantha Williams	1991-96	495
	Hasina Muhammad	2011-15	494

Auburn Career Steals

No.	Player	Years	Steals
1.	Mae Ola Bolton	1985-88	282
2.	Kristen Mulligan	1993-96	253
3.	Ruthie Bolton	1986-89	246
4.	Debra Larkin	1982-85	242
5.	Helene Baroody	1984-87	240
6.	Katie Frerking	2013-17	234
7.	Sherell Hobbs	2005-09	231
8.	Janiah McKay	2015-19	223
	Hasina Muhammad	2011-15	223
10.	DeWanna Bonner	2005-09	208
--	Daisa Alexander	2016-present	193

Auburn Career Double-Doubles

No.	Player	Years	D-Ds
1.	DeWanna Bonner	2005-09	40
2.	Lauretta Freeman	1989-93	38
3.	Unique Thompson	2017-present	33
4.	C.C. Hayden	1989-92	30
5.	Le'Coe Willingham	1999-04	29
6.	Vickie Orr	1985-89	27
7.	Monique Morehouse	1992-96	24
8.	Becky Jackson	1980-84	19
9.	Conswella Sparrow	1997-00	15
10.	Tra'Cee Tanner	2012-16	14
11.	Tasha Hamilton	1997-01	13
	Sharon Stewart	1984-88	13
13.	Daniellette Coleman	1992-94	12
	Marita Payne	2002-06	12
15.	Whitney Boddie	2005-09	11
	KeKe Carrier	2005-10	11
17.	Tia Miller	2001-04	8
	Tara Williams	1995-97	8
19.	Katie Frerking	2013-17	7
	Linda Godby	1986-90	7
	Laticia Morris	1995-97	7
	Mandisa Stevenson	2002-04	7
	Tyrese Tanner	2010-14	7
24.	Justine Agbatan	1995-98	6
	Brenda Hill	1982-83	6
	Kendall Mago	1988-92	6
	Samantha Williams	1991-96	6
28.	Ruthie Bolton	1985-89	5
	Jordan Greenleaf	2006-11	5

Auburn Career 3-Point Attempts

No.	Player	Years	3FGA
1.	Brandy Montgomery	2013-17	688
2.	Alli Smalley	2007-11	637
3.	Blanche Alverson	2009-13	618
4.	Natasha Brackett	2001-05	545
5.	Tiffany Krantz	1996-00	520
6.	Katie Frerking	2013-17	518
7.	Samantha Williams	1992-96	500
8.	Kristen Mulligan	1992-96	370
9.	Daisa Alexander	2016-present	349
10.	Shana Askew	1997-01	332

Auburn Career 3-Point FG Made

No.	Player	Years	3FGM
1.	Alli Smalley	2007-11	219
2.	Blanche Alverson	2009-13	213
3.	Brandy Montgomery	2013-17	205
4.	Tiffany Krantz	1996-00	184
5.	Natasha Brackett	2001-05	171
6.	Samantha Williams	1992-96	161
7.	Kristen Mulligan	1992-96	149
8.	Katie Frerking	2013-17	147
9.	Daisa Alexander	2016-present	118
10.	Carolyn Jones	1988-91	103

TIGERS' RECORD WHEN...

	2019-20	Under Coach Flo
At Home.....	4-3	74-37
On the Road.....	1-3	36-55
At a Neutral Site.....	1-2	20-17
When wearing white.....	5-5	75-33
When wearing orange.....	0-0	7-10
When wearing blue.....	1-3	42-62
When wearing pink.....	0-0	6-4
Leading at the half.....	5-0	102-22
Trailing at the half.....	1-8	28-81
Tied at the half.....	0-0	0-6
Scores 100+ points.....	0-0	0-0
Scores 90-99 points.....	0-0	6-0
Scores 80-89 points.....	2-1	27-2
Scores 70-79 points.....	2-3	38-9
Scores 60-69 points.....	2-2	39-29
Scores fewer than 60 points.....	0-2	18-69
Holds opponent to 41-50 points.....	0-0	31-3
Holds opponent to 31-40 points.....	0-0	7-0
Holds opponent to under 30 points.....	0-0	2-0
Force 25 or more turnovers.....	1-1	52-10
Shoots 50% FG or better.....	2-1	33-3
Shoots 40-49% FG.....	3-3	66-30
Shoots 39.9% or under FG.....	1-4	30-77
Holds opponent under 30% FG.....	0-0	25-2
Shoots higher FG% than opponent.....	4-1	102-22
Shoots lower FG% than opponent.....	2-7	28-82
Shoots same FG% as opponent.....	0-0	0-3
Shoots higher FT% than opponent.....	2-2	55-38
Shoots lower FT% than opponent.....	3-6	72-70
Shoots same FT% as opponent.....	1-0	2-2
Out-rebounds opponent.....	5-3	81-30
Out-rebounded by opponent.....	1-5	43-78
Tied in rebounds.....	0-0	5-2
Versus ranked opponent.....	0-1	5-49
In overtime.....	1-0	6-4
Games decided by 3 points or less.....	2-1	14-17
Games decided by 4-5 points.....	1-1	13-14
Games decided by 6-10 points.....	1-0	30-29
Games decided by 11-20 points.....	2-3	36-30
Games decided by 21-30 points.....	0-3	23-13
Games decided by 30+ points.....	0-0	14-6
On Television/Digital.....	5-5	67-73
In November.....	3-3	33-16
In December.....	3-2	41-10
In January.....	0-3	17-40
In February.....	0-0	23-29
In March.....	0-0	13-13

2019-20 Auburn Superlatives...

First Half

Most points scored in the first quarter.....	25, at UAB (11/21/19)
Most points scored in the second quarter.....	24, vs. Wofford (11/6/19) & vs. Drake (12/1/19)
Most points scored in the first half.....	42 vs. Drake (12/1/19)
Fewest points scored in the first half.....	18 at Vanderbilt (1/2/20)
Fewest points allowed in the first half.....	18 vs. Jacksonville State (12/28/19)
Most points allowed in the first half.....	47 at Vanderbilt (1/2/20)
Best FG % in the first half.....	.552, at UAB (11/21/19)
Worst FG % in the first half.....	.233 at Vanderbilt (1/2/20)
Best FG % by an opponent in the first half.....	.679 at Vanderbilt (1/2/20)
Worst FG % by an opponent in the first half.....	.261 vs. Jacksonville State (12/28/19)
Most rebounds in the first half.....	25, vs. Wofford (11/6/19)
Fewest rebounds in the first half.....	10, 3x; last vs. Florida (1/9/20)
Most rebounds by an opponent in the first half.....	27 at TCU (12/7/19)
Fewest rebounds by an opponent in the first half.....	11, vs. Old Dominion (11/14/19) & at UAB (11/21/19)

Second Half

Most points scored in the third quarter.....	25, vs. Dayton (11/30/19)
Most points scored in the fourth quarter.....	26, vs. Wofford (11/6/19) & at South Alabama (12/4/19)
Most points scored in an overtime period.....	13, vs. Dayton (11/30/19)
Most points scored in the second half.....	49, vs. Wofford (11/6/19)
Fewest points scored in the second half.....	31, vs. Middle Tennessee (11/29/19)
Fewest points allowed in the second half.....	25 vs. Bethune-Cookman (12/15/19)
Most points allowed in the second half.....	58, vs. Wofford (11/6/19)
Best FG % in the second half.....	.652 vs. Bethune-Cookman (12/15/19)
Worst FG % in the second half.....	.333, vs. Middle Tennessee (11/29/19) & at Vanderbilt (1/2/20)
Best FG % by an opponent in the second half.....	.692, vs. Old Dominion (11/14/19)
Worst FG % by an opponent in the second half.....	.241 vs. Bethune-Cookman (12/15/19)
Most rebounds in the second half.....	24 vs. Bethune-Cookman (12/15/19)
Fewest rebounds in the second half.....	16 vs. Drake (12/1/19), Jacksonville State (12/28/19) & Arkansas (1/5/20)
Most rebounds by an opponent in the second half.....	22 at TCU (12/7/19)
Fewest rebounds by an opponent in the second half.....	9 vs. Bethune-Cookman (12/15/19)

Game

Most points scored.....	84, vs. Wofford (11/6/19)
Fewest points scored.....	50 vs. Middle Tennessee (11/29/19)
Most points allowed.....	89, vs. Old Dominion (11/14/19)
Fewest points allowed.....	54 vs. Jacksonville State (12/28/19)
Best FG %.....	.533 at South Alabama (12/4/19)
Worst FG %.....	.283 at Vanderbilt (1/2/20)
Best FG % by an opponent.....	.615 vs. Florida (1/9/20)
Worst FG % by an opponent.....	.339 vs. Bethune-Cookman (12/15/19)
Most rebounds.....	47, vs. Wofford (11/6/19)
Fewest rebounds.....	29 vs. Middle Tennessee (11/29/19) & vs. Drake (12/1/19)
Most rebounds by an opponent.....	49 at TCU (12/7/19)
Fewest rebounds by an opponent.....	24 vs. Drake (12/1/19)

Miscellaneous

Highest-scoring quarter.....	26, 4Q vs. Wofford (11/6/19) & 4Q at South Alabama (12/4/19)
Lowest-scoring quarter.....	7, 1Q vs. Middle Tennessee (11/29/19)
Highest-scoring opponent quarter.....	34, 4Q vs. Wofford (11/6/19)
Lowest-scoring opponent quarter.....	7, 1Q vs. Jacksonville State (12/28/19)
Largest margin in a single quarter.....	+13 (25-12) 3Q vs. Dayton (11/30/19) & (26-13) 4Q at South Alabama (12/4/19)
Largest margin of victory.....	20, at South Alabama (12/4/19)
Smallest margin of victory.....	2, vs. Wofford (11/6/19) & vs. Dayton (11/30/19)
Largest margin of defeat.....	23, vs. Middle Tennessee (11/29/19)
Smallest margin of defeat.....	2 vs. Drake (12/1/19)
Largest halftime lead.....	11, vs. Wofford (11/6/19)
Smallest halftime lead.....	3, vs. St. Joseph's (11/24/19)
Times tied at halftime.....	
Largest halftime deficit.....	29 at Vanderbilt (1/2/20)
Smallest halftime deficit.....	1, at UAB (11/21/19)
Largest rebounding margin.....	+17 vs. Bethune-Cookman (12/15/19)
Smallest rebounding margin.....	+5 vs. Drake (12/1/19)
Last time tied in rebounding.....	
Largest rebounding deficit.....	-9 at Vanderbilt (1/2/20)
Smallest rebounding deficit.....	-1, vs. Arkansas (1/5/20) & vs. Florida (1/9/20)
Largest deficit overcome to win game.....	13, vs. Dayton (11/30/19)
Largest lead lost.....	11 vs. Drake (12/1/19)

MISCELLANEOUS STATISTICS

Double-Doubles		
Player	Season	Career
Unique Thompson	13	33

30+ Point Games		
Player	Season	Career
Unique Thompson	1	1

20+ Point Games		
Player	Season	Career
Unique Thompson	5	11
Daisa Alexander	4	15
Brooke Moore	1	2
Lauren Hansen	1	1

10+ Rebound Games		
Player	Season	Career
Unique Thompson	14	42
Kiaye' White	1	1

10+ Assist Games		
Player	Season	Career
Unique Thompson	14	42
Kiaye' White	1	1

5+ Steal Games		
Player	Season	Career
Daisa Alexander	0	2

5+ Block Games		
Player	Season	Career
Unique Thompson	0	1

GAMES LED AUBURN IN...

Scoring		
Player	Season	Career
Unique Thompson	7	20
Brooke Moore	4	5
Daisa Alexander	3	20
Lauren Hansen	1	1
Robyn Benton	0	1

Rebounding		
Player	Season	Career
Unique Thompson	14	61
Daisa Alexander	0	4
Erin Howard	0	1

Assists		
Player	Season	Career
Daisa Alexander	6	13
Unique Thompson	3	7
Lauren Hansen	3	3
Annie Hughes	2	2
Brooke Moore	2	2
Morgan Robinson-Nwagwu	3	3
Erin Howard	1	2
Kiayae' White	1	1
Sania Wells	1	1
Robyn Benton	1	1

(includes games where lead was shared)

2019-20 DOUBLE-DOUBLES

- Unique Thompson vs. Wofford (25 pts/11 reb)
- Unique Thompson vs. ODU (13 pts/10 reb)
- Unique Thompson at UAB (24 pts/19 reb)
- Unique Thompson vs St. Joseph's (17 pts/12 reb)
- Unique Thompson vs. MTSU (15 pts/10 reb)
- Unique Thompson vs. Dayton (20 pts/11 reb)
- Unique Thompson vs. Drake (12 pts/11 reb)
- Unique Thompson at South Alabama (15 pts/10 reb)
- Unique Thompson at TCU (31 pts/15 reb)
- Unique Thompson vs. B-CU (16 pts/13 reb)
- Unique Thompson vs. Jax St. (20 pts/10 reb)
- Unique Thompson at Vanderbilt (14 pts/10 reb)
- Unique Thompson vs. Florida (10 pts/10 reb)

Last Time an Auburn Team...

- Scored 90 points..... Auburn 96, Elon 44, in Elon, N.C. (Dec. 22, 2018)
- Scored 100 points..... Auburn 119, Sam Houston State 54, in Auburn, Ala. (Dec. 5, 2008)
- Scored 100 points in an SEC game..... Auburn 102, Tennessee 96, SEC Tournament in Albany, Ga. (Mar. 6, 1987)
- Scored 100 at home..... Auburn 119, Sam Houston State 54, in Auburn, Ala. (Dec. 5, 2008)
- Scored 80 points and lost..... **Drake 83, Auburn 82 in Estero, Fla. (Dec. 1, 2019)**
- Scored 90 points and lost..... Kentucky 91, Auburn 90 [20T], in Auburn, Ala. (Feb. 2, 1986)
- Scored 100 points and lost..... Never
- Scored 110+ points..... Auburn 119, Sam Houston State 54, in Auburn, Ala. (Dec. 5, 2008)
- Scored 50-59 points in a half..... 51 - 1st half at Elon in Elon, N.C. (Dec. 22, 2018)
- Scored 60 or more points in a half..... 62 (2nd half) - vs. Drake in New Orleans, La. (Dec. 21, 2016)
- Scored 30 or more points in a quarter..... 30 (1st quarter) - at St. Joseph's in Philadelphia, Pa. (Dec. 6, 2018)
- Scored 50 points or less in a game..... **50 - vs. Middle Tennessee in Estero, Fla. (Nov. 29, 2019)**
- Scored 50 points or less and won..... Auburn 47, Missouri 45 [SEC] in Jacksonville, Fla. (March 3, 2016)
- Scored 40 points or less in a game..... Georgia 63, Auburn 30, in Athens, Ga. (Jan. 28, 2016)
- Scored less than 10 points in a quarter..... **9 points (2nd quarter) at Vanderbilt in Nashville, Tenn. (Jan. 2, 2020)**
- Scored less than 20 points in a 1st half..... **18 points at Vanderbilt in Nashville, Tenn. (Jan. 2, 2020)**
- Scored less than 20 points in a 2nd half..... 18 points vs. Missouri [SEC] in Jacksonville, Fla. (March 3, 2016)
- Had 35+ rebound margin..... 36 - (52-16) vs. Alabama A&M in Normal, Ala. (Nov. 19, 2013)
- Had 25+ rebound margin..... 33 - (53-26) vs. Grambling State in Auburn, Ala. (Nov. 6, 2018)
- Had 20+ rebound margin..... 33 - (53-26) vs. Grambling State in Auburn, Ala. (Nov. 6, 2018)
- Attempted 30 free throws..... **30 - vs. St. Joseph's in Auburn, Ala. (Nov. 24, 2019)**
- Attempted 35 free throws..... 36 - vs. Alabama State in Auburn, Ala. (Dec. 29, 2018)
- Attempted 40 free throws..... 41 - vs. Alabama State in Auburn, Ala. (Nov. 15, 2006)
- Attempted 5 free throws or less..... 5 - at Tennessee in Knoxville, Tenn. (Feb. 14, 2019)
- Did not attempt a free throw..... Never
- Made 20 free throws..... **20 - vs. Wofford in Auburn, Ala. (Nov. 6, 2019)**
- Made 25 free throws..... 29 - vs. Alabama State (29-36) in Auburn, Ala. (Dec. 29, 2018)
- Made 30 free throws..... 31 - vs. Northwestern State (31-43) (Dec. 30, 2003)
- Had 25 assists..... 25 - vs. Ole Miss in Auburn, Ala. (Jan. 8, 2017)
- Had 25 turnovers..... **27 - at Vanderbilt in Nashville, Tenn. (Jan. 2, 2020)**
- Had 10 turnovers or less..... **10 - vs. St. Joseph's in Auburn, Ala. (Nov. 24, 2019)**
- Had 25+ steals..... Never
- Had 20-24 steals..... 21 - vs. Georgia in Auburn, Ala. (Feb. 3, 2019)
- Had 15-19 steals..... **17 - at Vanderbilt in Nashville, Tenn. (Jan. 2, 2020)**
- Had 10-14 blocks..... 10 - vs. Louisiana Tech in Auburn, Ala. (Nov. 19, 2017)
- Had 15+ blocks..... 15 - at Florida International in Miami, Fla. (Dec. 29, 2014)
- Won an overtime game..... **Auburn 74, Dayton 72 [10T] in Estero, Fla. (Nov. 30, 2019)**
- Lost an overtime game..... Alabama 63, Auburn 61 [10T] in Auburn, Ala. (Feb. 20, 2017)
- Played a double overtime game..... Auburn 70, Alabama 65 [20T] in Auburn, Ala. (Feb. 27, 2014)
- Played three or more overtimes..... Never
- Shot 70% for a half..... 70.4% (19-of-27), 2nd half at Elon in Elon, N.C. (Dec. 22, 2018)
- Shot 60% for a game..... 63.3% (38-of-60) at Elon in Elon, N.C. (Dec. 22, 2018)
- Shot less than 30% for a game..... **28.3% (17-of-60) at Vanderbilt in Nashville, Tenn. (Jan. 2, 2020)**
- Shot 90-99.9% from the free throw line (minimum 10 attempts)..... 92.3% (12-of-13) vs. Nicholls State in Auburn, Ala. (Nov. 9, 2018)
- Shot 100% from the free throw line (minimum 10 attempts)..... 100% (16-of-16) vs. Texas A&M in Auburn, Ala. (Jan. 7, 2018)
- Shot 50% on 3-pointers (minimum 5 attempts)..... 50.0% (6-of-12) at Missouri in Columbia, Mo. (Jan. 27, 2019)
- Shot 20-30% in a half..... **29.4% (10-of-34), 1st half vs. Arkansas in Auburn, Ala. (Jan. 5, 2020)**
- Shot less than 20% in a half..... 18.4% (7-of-38), 1st half vs. Missouri in Auburn, Ala. (Feb. 15, 2018)
- Shot 55% or better and lost..... 58.1% (25-of-43) vs. Tennessee (Jan. 20, 2005)
- Made 10+ 3-point field goals..... **12-of-24 at South Alabama in Mobile, Ala. (Dec. 4, 2019)**
- Failed to make a 3-point field goal..... 0-of-5 vs. Southern in Auburn, Ala. (Dec. 9, 2017)
- Had 60+ rebounds..... 61 - vs. Stephen F. Austin in Auburn, Ala. (Dec. 17, 2007)
- Had 50-59 rebounds..... 53 - vs. Grambling State in Auburn, Ala. (Nov. 6, 2018)
- Defeated a Top-25 opponent..... Auburn 58, #25 Missouri 54, in Auburn, Ala. (Feb. 24, 2019)
- Defeated a Top-10 opponent..... Auburn 66, #7 Kentucky 61, in Auburn, Ala. (Jan. 3, 2016)
- Defeated a Top-25 opponent on the road..... Auburn 68, #16 Vanderbilt 62, in Nashville, Tenn. (Feb. 13, 2014)

Last Time an Auburn Player...

- Scored 25-29 points..... **25 - Unique Thompson vs. Wofford in Auburn, Ala. (Nov. 6, 2019)**
- Scored 30-34 points..... **31 - Unique Thompson at TCU in Fort Worth, Texas (Dec. 7, 2019)**
- Scored 35 points..... 35 - DeWanna Bonner vs. Tennessee in Auburn, Ala. (Jan. 25, 2009)
- Scored 40 points..... 41 - Conswella Sparrow vs. South Alabama (Feb. 17, 1998)
- Had 15+ rebounds..... **15 - Unique Thompson at TCU in Fort Worth, Texas (Dec. 7, 2019)**
- Had 20 rebounds..... 20 - Monique Morehouse at LSU (Feb. 4, 1995)
- Had 10 assists..... 10 - Janiah McKay vs. Grambling State (Nov. 6, 2018)
- Had 15 assists..... 18 - Martha Monk vs. Alabama State (Feb. 18, 1981)
- Had 5 blocks..... 6 - Unique Thompson vs. Louisiana Tech in Auburn, Ala. (Nov. 19, 2017)
- Had 7 blocks..... 7 - Jassany Williams vs. Duke (Nov. 18, 2011)
- Had 10 blocks..... 13 - Marita Payne vs. Arkansas (Feb. 3, 2005)
- Had 5 steals..... 6 - Crystal Primm vs. Kentucky in Auburn, Ala. (Feb. 7, 2019)
- Had 8 steals..... 8 - Brandy Montgomery vs. East Carolina in Auburn, Ala. (Dec. 5, 2015)
- Had 10 steals..... 10 - Kristen Mulligan vs. Northeast Illinois in Auburn, Ala. (Dec. 18, 1992)
- Made 10 field goals..... **12 - Unique Thompson [12-18] at TCU in Fort Worth, Texas (Dec. 7, 2019)**
- Made 15 field goals..... 15 - Conswella Sparrow (15-16) vs. South Alabama (Feb. 17, 1998)
- Attempted 20 field goals..... 20 - Daisa Alexander vs. South Carolina in Auburn, Ala. (Feb. 28, 2019)
- Attempted 25 field goals..... 28 - Brandy Montgomery (8-28) at Marquette in Milwaukee, Wis. (Dec. 13, 2015)
- Made 5+ three-point field goals..... **7 - Lauren Hansen vs. Drake in Estero, Fla. (Dec. 1, 2019)**
- Made 8 three-point field goals..... 8 - Tiffany Krantz vs. Troy State in Auburn, Ala. (Nov. 21, 1997)
- Attempted 10 three-point field goals..... **14 - Lauren Hansen vs. Drake in Estero, Fla. (Dec. 1, 2019)**
- Attempted 15 three-point field goals..... 16 - Brandy Montgomery at Marquette in Milwaukee, Wis. (Dec. 13, 2015)
- Made 10 free throws..... **10 - Unique Thompson (10-15) vs. Dayton in Estero, Fla. (Nov. 30, 2019)**
- Made 15 free throws..... Never
- Shot 100% at the free throw line (min. 10 attempts)..... 11-11 - Janiah McKay vs. Texas A&M in Auburn, Ala. (Jan. 7, 2018)
- Had a double-double..... **Unique Thompson (10 pts/10 reb) vs. Florida in Auburn, Ala. (Jan. 9, 2020)**

SEC PRESEASON POLL (Media Vote)**Order of Finish**

1. South Carolina
2. Texas A&M
3. Mississippi State
4. Kentucky
5. Arkansas
6. Tennessee
7. Auburn
8. LSU
9. Missouri
10. Georgia
11. Alabama
12. Florida
13. Ole Miss
14. Vanderbilt

Player of the Year

Chennedy Carter, Texas A&M

All-SEC First Team

Chennedy Carter, Texas A&M
 Chelsea Dungee, Arkansas
 Rhyme Howard, Kentucky
 Ayana Mitchell, LSU
 Tyasha Harris, South Carolina

All-SEC Second Team

Unique Thompson, Auburn
 Mikiah Herbert Harrigan, South Carolina
 Rennia Davis, Tennessee
 Ciera Johnson, Texas A&M
 Mariella Fasoula, Vanderbilt

SEC PRESEASON POLL (Coaches' Vote)**Order of Finish**

1. Texas A&M
2. South Carolina
3. Mississippi State
4. Kentucky
5. Arkansas
6. LSU
7. Tennessee
8. Auburn
9. Missouri
10. Georgia
11. Alabama
12. Vanderbilt
13. Ole Miss
14. Florida

Player of the Year

Chennedy Carter, Texas A&M

All-SEC First Team

Chelsea Dungee, Arkansas
 Rhyme Howard, Kentucky
 Ayana Mitchell, LSU
 Jordan Danberry, Mississippi State
 Amber Smith, Missouri
 Tyasha Harris, South Carolina
 Rennia Davis, Tennessee
 Chennedy Carter, Texas A&M

All-SEC Second Team

Ciera Johnson, Alabama
 Daisa Alexander, Auburn
 Unique Thompson, Auburn
 Gabby Connally, Georgia
 Chloe Bibby, Mississippi State
 Mikiah Herbert Harrigan, South Carolina
 Ciera Johnson, Texas A&M
 Kayla Wells, Texas A&M
 Mariella Fasoula, Vanderbilt

Had 2 consecutive double-doubles Unique Thompson: 20/10 vs. Jacksonville State, 14/10 at Vanderbilt (Dec. 28, 2019-Jan. 2, 2020)
Had 3 consecutive double-doubles..... Unique Thompson: 16/13 vs. BCU, 20/10 vs. Jax State, 14/10 at Vandy (Dec. 15, 2019-Jan. 2, 2020)
...Had 13 consecutive double-doubles Unique Thompson: First vs. BYU; last at Vandy (March 23, 2019-Jan. 2, 2020)
 ...Had 18 consecutive double-doubles (AU record)..... Lauretta Freeman: First vs. Furman, Last vs. Oral Roberts (Dec. 29, 1992-Feb. 23, 1993)
 Had a double-double at halftime Unique Thompson (16 pts/10 rebs) at Iowa State in Ames, Iowa (Nov. 13, 2018)
 Two players had a double-double Unique Thompson (14 p/13 r) & Janiah McKay (16 p/10 a) vs. Grambling State (Nov. 6, 2018)
 Recorded a double-double with points and assists Janiah McKay (16 pts/10 assists) vs. Grambling State (Nov. 6, 2018)
 Scored 20 points & had 20 rebounds Lauretta Freeman (30 pts/21 rebs.) vs. Alabama, (Feb. 17, 1993)
 Had a triple-double Whitney Boddie (24 pts./11 rebs./12 ast.) vs. Sam Houston State (Dec. 5, 2008)
Two players scored 20 points Daisa Alexander (24), Lauren Hansen (24) vs. Drake in Estero, Fla. (Dec. 1, 2019)
 Two players scored 30 points Laticia Morris (33 points) & Tara Williams (30 points) vs. South Alabama (Jan. 14, 1997)
 Had 2 straight 25-point games Janiah McKay: 27 at South Carolina, 26 vs. Arkansas (Jan. 11-14, 2018)
 Had 3 straight 25-point games Janiah McKay: 25 pts vs. Texas A&M, 27 pts at South Carolina, 26 pts vs. Arkansas (Jan. 7-14, 2018)
 Zero players scored in double figures at Georgia in Athens, Ga. (Jan. 28, 2016)
Only one player scored in double figures Unique Thompson (31) at TCU in Fort Worth, Texas (Dec. 7, 2019)
Five players scored in double figures Thompson (16), Howard (12), Alexander (11), Hansen/Benton (10) vs. Bethune-Cookman (Dec. 15, 2019)
 Six players scored in double figures McKay/Benton (16), Primm (15), Thompson (14), Alexander/Jones (13) vs. Grambling (Nov. 6, 2018)
 Seven players scored in double figures Carrier (19 pts.), Bonner (18 pts.), Smalley (16 pts.), Boddie (13 pts.)
 R. Hobbs (13 pts.), Hilliard (13 pts.) & S. Hobbs (10 pts.) vs. Sam Houston State (Dec. 5, 2008)
Two players had 10 rebounds..... Unique Thompson (13) and Kiyae' White (11) vs. Wofford in Auburn, Ala. (Nov. 6, 2019)
 Three players had 10 rebounds J. Greenleaf (12 rebs.), D. Bonner (12 rebs.) & .oddie (10 rebs.) vs. Oakland (Nov. 21, 2007)
 Played every minute Jordan Greenleaf (40 mins.) vs. Florida in Duluth, Ga. [SEC] (Mar. 4, 2010)
 Played 40 or more minutes in OT game Unique Thompson (43 mins.) vs. Georgia in Auburn, Ala. (Feb. 3, 2019)
 Attempted a slam dunk Hasina Muhammad vs. St. John's in Auburn, Ala. (Dec. 6, 2013)
 Made a shot from half-court or beyond Brooke Moore (end 2nd quarter) vs. Alabama State in Auburn, Ala. (Dec. 29, 2018)

Last Time an Auburn Opponent...

Shot less than 30% in a game (SEC) Alabama - 23.3% (10-of-43) in Auburn, Ala. (Feb. 17, 2019)
 Shot less than 30% in a game (Non-conf) Alabama State - 29.8% (14-of-47) in Auburn, Ala. (Dec. 29, 2018)
 Shot 60% in a game Florida - 61.5% (32-of-52) in Auburn, Ala. (Jan. 9, 2020)
 Scored 90 points Virginia Tech 92, Auburn 87 [OT] in Auburn, Ala. (Dec. 18, 2016)
 Scored 100 points Georgia 102, Auburn 72 in Athens, Ga. (Mar. 3, 1984)
 Scored 100 points at Auburn Tuskegee 105, Auburn 98 (2OT) (Feb. 12, 1979)
 Scored 100 points and Lost Never
 Had 25+ rebound margin Never
 Had a 20+ rebound margin 20 - Alabama (56-36) in Auburn, Ala. (Feb. 20, 2017)
Scored less than 10 points in a quarter 7 - Jacksonville State (1st quarter) in Auburn, Ala. (Dec. 28, 2019)
 Scored less than 10 points in all four quarters Winthrop (9-8-8-8) in Auburn, Ala. (Dec. 16, 2015)
Scored 30 or more points in a quarter 34 - Wofford (4th quarter) in Auburn, Ala. (Nov. 6, 2019)
 Scored less than 10 points in a half 8 - Jacksonville (1st half) in Auburn, Ala. (Dec. 28, 2016)
Scored less than 20 points in a 1st half 18 - Jacksonville State in Auburn, Ala. (Dec. 28, 2019)
 Scored less than 20 points in a 2nd half 19 - Florida in Auburn, Ala. (Dec. 31, 2017)
 Had 50 rebounds 56 - Alabama in Auburn, Ala. (Feb. 20, 2017)
 Had 25 assists 25 - Florida International in Miami, Fla. (Dec. 19, 1993)
Had 25-29 turnovers 29 - Vanderbilt in Nashville, Tenn. (Jan. 2, 2020)
 Had 30-34 turnovers 30 - XULA in Auburn, Ala. (Dec. 28, 2017)
 Had 35+ turnovers 35 - ULM in Auburn, Ala. (Nov. 27, 2017)
 Had 15 steals 15 - East Carolina in Auburn, Ala. (Dec. 5, 2015)
 Had 10 blocks 11 - at Baylor [NCAA] in Waco, Texas (March 20, 2016)
 Failed to make a 3-point field goal LSU (0-6) in Baton Rouge, La. (Feb. 1, 2016)
 Attempted 35 free throws 35 - Florida in Gainesville, Fla. (Feb. 28, 2016)
 Made 30 free throws 30 - Arkansas (Jan. 22, 1995)
Made 10 three-point field goals 10 - Florida in Auburn, Ala. (Jan. 9, 2020)
 Made 15 three-point field goals 18 - Missouri in Columbia, Mo. (Jan. 6, 2013)
 Scored 41-50 points in a game 46 - LSU in Baton Rouge, La. (March 3, 2019)
 Scored 31-40 points in a game 38 - Alabama in Auburn, Ala. (Feb. 17, 2019)
 Scored 30 points or less 26 - Georgia in Athens, Ga. (Feb. 22, 2015)
 Scored 25 points or less 25 - Puerto Rico-Mayaguez (Dec. 17, 2000)

Last Time an Opposing Player...

Scored 30+ points (non-conference) 35 - Ajah Wayne of Old Dominion in Auburn, Ala. (Nov. 14, 2019)
 Scored 30+ points (SEC) 41 - Chelsea Dungee of Arkansas in Fayetteville, Ark. (Feb. 10, 2019)
 Scored 35+ points (all games) 35 - Ajah Wayne of Old Dominion in Auburn, Ala. (Nov. 14, 2019)
 Scored 40+ points (all games) 41 - Chelsea Dungee of Arkansas in Fayetteville, Ark. (Feb. 10, 2019)
 Attempted 25 field goals 27 - Jantel Lavender (9-27) of Ohio State (Nov. 23, 2008)
 Scored 20 points & had 20 rebounds Young of Baylor in the WNIT Championship Game, (20 pts./25 rebs.) (Apr. 4, 2003)
Two players scored 20 points Jaycee Bradley (24) and Lauren Heard (21) of TCU in Fort Worth, Texas (Dec. 7, 2019)
 Three players scored 20 points by LSU in Baton Rouge, Chatman (22 pts), Johnson (21 pts) & Lowery (20 pts) (Jan. 12, 1991)
Five players scored in double figures Briggs (19), Smith (15), Rickards (13), Moore (12) and Johnson (10) of Florida (Jan. 9, 2020)
 Six players scored in double figures Williams (10), Lewis (13), Bonds (18), Peoples (10), Miller (12), Svete (12) of Florida (Jan. 26, 2014)
Recorded a double-double Lauren Heard (21 pts/10 reb) of TCU in Fort Worth, Texas (Dec. 7, 2019)
 Recorded a double-double with points and assists Tyasha Harris (12 pts/11 ast) of South Carolina in Columbia, S.C. (Jan. 11, 2018)
 Recorded a triple-double Ceira Ricketts (14 pts./13 rebs./12 ast.) of Arkansas (Jan. 18, 2009)
 Two players recorded a double-double C. Green (16 pts/11 reb) & Davis (15 pts/10 reb) of Tennessee in Knoxville, Tenn. (Feb. 14, 2019)
 Committed 10+ turnovers 10 - Shaquera Wade of Alabama in Greenville, S.C. (March 7, 2019)
 Had 15-19 rebounds 15 - by N' dea Jones of Texas A&M in Auburn, Ala. (Jan. 24, 2019)
 Had 20+ rebounds 21 - Ayana Mitchell of LSU in Baton Rouge, La. (March 3, 2019)
 Had 10 assists 10 - Tyasha Harris of South Carolina in Auburn, Ala. (Feb. 28, 2019)
 Had 15 assists 16 - Cindy McMahan of Alabama-Huntsville (Nov. 24, 1980)
 Had 5 blocks 5 - Ashley Knight of Alabama in Tuscaloosa, Ala. (Feb. 18, 2018)
 Had 10 blocks Never
Had 5 steals 5 - Kiara Smith of Florida in Auburn, Ala. (Jan. 9, 2020)
 Made 15 field goals 15 - Chamique Holdsclaw (15-21) of Tennessee (Feb. 1, 1998)
 Made 10 3-point field goals 11 - Morgan Eye (11-18) of Missouri in Columbia, Mo. (Jan. 6, 2013)

2019-20 Auburn Individual Highs...**First Half**

Points.....	21, Unique Thompson at TCU (12/7/19)
Field Goals Made.....	9, Unique Thompson at TCU (12/7/19)
Field Goal Attempts.....	11, Unique Thompson at TCU (12/7/19)
3-Point Field Goals Made	5, Lauren Hansen vs. Drake (12/1/19)
3-Point Field Goal Attempts	8, Lauren Hansen vs. Drake (12/1/19)
Free Throws Made	6, Unique Thompson vs. Wofford (11/6/19)
Free Throws Attempted	7, Unique Thompson vs. Wofford (11/6/19)
Rebounds	11, Unique Thompson at UAB (11/21/19) & vs. Arkansas (1/5/20)
Assists	4, Daisa Alexander at TCU (12/7/19)
Blocked Shots.....	2, Erin Howard at TCU (12/7/19)
Steals	3, 3x; last, Daisa Alexander vs. Jacksonville State (12/28/19)

Second Half

Points.....	19, Daisa Alexander vs. Drake (12/1/19)
Field Goals Made.....	6, 4x; last, Brooke Moore vs. Arkansas (1/5/20)
Field Goal Attempts.....	12, Daisa Alexander vs. Dayton (11/30/19)
3-Point Field Goals Made	4, Erin Howard at South Alabama (12/4/19)
3-Point Field Goal Attempts	6, Lauren Hansen vs. Drake (12/1/19)
Free Throws Made	8, Daisa Alexander vs. Wofford (11/6/19)
Free Throws Attempted	10, Daisa Alexander vs. Wofford (11/6/19)
Rebounds	9, 2x; Unique Thompson vs. St. Joseph's (11/24/19) & at TCU (12/7/19)
Assists	4, Kiyae' White vs. Wofford (11/6/19)
Blocked Shots.....	2, Unique Thompson at UAB (11/21/19)
Steals	3, 7x; last, three players at Vanderbilt (1/2/20)

Game

Points.....	31, Unique Thompson at TCU (12/7/19)
Field Goals Made.....	12, Unique Thompson at TCU (12/7/19)
Field Goal Attempts.....	18, Unique Thompson at TCU (12/7/19)
3-Point Field Goals Made	7, Lauren Hansen vs. Drake (12/1/19)
3-Point Field Goal Attempts	14, Lauren Hansen vs. Drake (12/1/19)
Free Throws Made	10, Unique Thompson vs. Dayton (11/30/19)
Free Throws Attempted	15, Unique Thompson vs. Dayton (11/30/19)
Rebounds	19, Unique Thompson at UAB (11/21/19)
Assists	6, Unique Thompson vs. Arkansas (1/5/20)
Blocked Shots.....	2, 4x; last, Robyn Benton vs. Bethune-Cookman (12/15/19)
Steals	4, 9x; last, Robyn Benton vs. Arkansas (1/5/20)

2019-20 Auburn Team Highs...**First Half**

Points.....	42 vs. Drake (12/1/19)
Field Goals Made.....	16 at UAB (11/21/19)
Field Goal Attempts.....	38 at TCU (12/7/19)
3-Point Field Goals Made	8 vs. Drake (12/1/19)
3-Point Field Goal Attempts	18 vs. Drake (12/1/19)
Free Throws Made	12 vs. Old Dominion (11/14/19)
Free Throws Attempted	19 vs. Old Dominion (11/14/19)
Rebounds	25 vs. Wofford (11/6/19)
Assists	10 at South Alabama (12/4/19)
Blocked Shots.....	3 at TCU (12/7/19)
Steals	9 vs. Wofford (11/6/19)

Second Half

Points.....	49 vs. Wofford (11/6/19)
Field Goals Made.....	17, 3x; last vs. Arkansas (1/5/20)
Field Goal Attempts.....	37 vs. Old Dominion (11/14/19)
3-Point Field Goals Made	6 at South Alabama (12/4/19)
3-Point Field Goal Attempts	14 vs. Florida (1/9/20)
Free Throws Made	15 at Vanderbilt (1/2/20)
Free Throws Attempted	19 vs. Wofford (11/6/19) & at Vanderbilt (1/2/20)
Rebounds	24 vs. Bethune-Cookman (12/15/19)
Assists	10 vs. Wofford (11/6/19)
Blocked Shots.....	3 at UAB (11/21/19) & vs. Bethune-Cookman (12/15/19)
Steals	14 at Vanderbilt (1/2/20)

Game

Points.....	84 vs. Wofford (11/6/19)
Field Goals Made.....	32 at South Alabama (12/4/19)
Field Goal Attempts.....	67 at TCU (12/7/19)
3-Point Field Goals Made	13 vs. Drake (12/1/19)
3-Point Field Goal Attempts	29 vs. Drake (12/1/19) & vs. Florida (1/9/20)
Free Throws Made	20 vs. Wofford (11/6/19)
Free Throws Attempted	30 vs. Wofford (11/6/19) & vs. St. Joseph's (11/24/19)
Rebounds	47 vs. Wofford (11/6/19)
Assists	16 at South Alabama (12/4/19) & vs. Arkansas (1/5/20)
Blocked Shots.....	4 at UAB (11/21/19) & vs. Bethune-Cookman (12/15/19)
Steals	17 at Vanderbilt (1/2/20)
Turnovers Forced.....	29 at Vanderbilt (1/2/20)

Specialty Statistics (Auburn-Opponent)

Opponent	Points in the Paint	Points off Turnovers	2nd-Chance Points	Fast-Break Points	Bench Points
Wofford	38 -18	12-19	24 -10	11 -9	10-5
Old Dominion	28-30	14-13	22-11	4-13	15-16
at UAB	34-26	15-23	17-15	0-0	18-9
St. Joseph's	22-36	17-11	17-7	7-8	10-13
vs. Middle Tennessee	26-32	9-19	11-3	4-8	13-6
vs. Dayton	24-32	19-14	11-11	4-2	7-19
vs. Drake	27-44	24-24	7-6	4-6	11-27
at South Alabama	32-30	21-18	8-20	8-6	20-6
at TCU	32-34	9-26	12-14	7-25	10-22
vs. Bethune-Cookman	36-20	8-16	21-7	4-14	28 -16
vs. Jacksonville State	22-2	27 -11	22-5	6-3	12-14
at Vanderbilt	24- 46	12-24	3-7	6-10	18-9
vs. Arkansas	24-36	12-24	15-10	9-18	20-10
vs. Florida	22-42	9-26	17-2	10-16	20-16
Totals (Averages)	391 (27.9)-428 (30.6)	208 (14.9)-271 (19.4)	206 (14.7)-128 (9.1)	84 (6.0)-138 (9.9)	212 (15.1)-188 (13.4)

Lead-Deficit Comparison

Opponent	Largest Lead	Largest Deficit	Lead Changes	Ties	Result
Wofford	17 (3rd, 5:39)	4 (1st, 9:16)	7	5	W, 84-82
Old Dominion	2 (1st, 7:02)	16 (4th, 3:30)	6	3	L, 77-89
at UAB	5 (3rd, 5:34)	5 (4th, 1:10)	25	12	L, 75-80
St. Joseph's	6 (4th, 5:32)	6 (1st, 1:34)	10	11	W, 66-62
vs. Middle Tennessee	--	26 (4th, 6:37)	0	0	L, 50-73
vs. Dayton	6 (1st, 1:12)	13 (Half)	8	9	W, 76-74 (OT)
vs. Drake	11 (3rd, 1:29)	11 (1st, 2:34)	13	12	L, 82-83
at South Alabama	26 (4th, 3:02)	2 (3rd, 4:46)	4	0	W, 82-62
at TCU	--	25 (4th, 5:41)	0	3	L, 65-80
vs. Bethune-Cookman	19 (4th, 3:46)	5 (2nd, 7:25)	10	5	W, 74-56
vs. Jacksonville State	18 (4th, 4:03)	--	0	0	W, 62-53
at Vanderbilt	3 (1st, 8:56)	35 (3rd, 6:14)	1	0	L, 55-77
vs. Arkansas	7 (1st, 7:08)	27 (4th, 5:34)	1	1	L, 70-86
vs. Florida	2 (1st, 7:11)	24 (3rd, 6:50)	2	2	L, 63-83

Scoring Breakdown

(Percentage of total points in parentheses)

Opponent	Front Court	Back Court	Sr.	Jr.	So.	Fr.	Starters	Bench
Wofford	37 (44.0)	47 (56.0)	22	30	17	15	74 (88.1)	10 (10.9)
Old Dominion	26 (33.8)	51 (66.2)	17	15	26	19	62 (80.5)	15 (19.5)
at UAB	38 (50.7)	37 (49.3)	20	24	20	11	57 (76.0)	18 (24.0)
St. Joseph's	32 (48.5)	34 (51.5)	8	17	16	25	56 (84.8)	10 (15.2)
vs. Middle Tennessee	27 (54.0)	23 (46.0)	6	15	23	6	37 (74.0)	13 (26.0)
vs. Dayton	26 (34.2)	50 (65.8)	22	20	24	10	69 (90.8)	7 (9.2)
vs. Drake	20 (24.3)	62 (75.7)	24	12	13	33	71 (86.6)	11 (13.4)
at South Alabama	32 (39.0)	50 (61.0)	14	15	37	16	62 (75.6)	20 (24.4)
at TCU	40 (61.5)	25 (38.5)	6	31	17	11	55 (84.6)	10 (15.4)
vs. Bethune-Cookman	32 (43.2)	42 (56.8)	11	16	26	21	46 (62.2)	28 (37.8)
vs. Jacksonville State	28 (45.1)	34 (54.9)	10	20	23	9	50 (80.0)	12 (20.0)
at Vanderbilt	29 (52.7)	24 (47.3)	2	14	32	7	37 (67.2)	18 (32.8)
vs. Arkansas	14 (20.0)	56 (80.0)	19	6	33	12	50 (71.4)	20 (28.6)
vs. Florida	27 (42.9)	36 (57.1)	-	10	33	20	43 (68.3)	20 (31.7)

Comparison Statistics (Auburn/Opponent)

Opponent	1st	2nd	Score	Mar	Total FG	FG Pct	3-Pointers	3FG Pct	Free Throws	FT Pct	Reb.	Mar	Assist	TO	Bk	Stl	Fouls
Wofford	35/24	49/58	84-82	+2	30-65/26-64	.462/.406	4-16/13-30	.250/.433	20-30/17-20	.667/.850	47/34	+13	15/13	14/15	2/3	12/6	19/26
Old Dominion	39/41	38/48	77-89	(12)	26-60/32-54	.433/.593	8-19/14-28	.421/.500	17-28/11-18	.607/.611	34/28	+6	9/16	14/15	2/3	9/7	19/21
UAB	40/41	35/39	75-80	(5)	30-60/26-53	.500/.491	3-15/10-23	.200/.435	12-17/18-21	.706/.857	37/27	+10	11/15	20/17	4/3	11/8	20/12
St. Joseph's	32/29	34/33	66-62	+4	21-58/24-54	.362/.444	5-14/4-15	.357/.267	19-30/10-15	.633/.667	40/34	+6	14/15	10/14	1/5	8/5	14/20
Middle Tenn.	19/40	31/33	50-73	(23)	18-53/26-60	.340/.433	4-20/10-29	.200/.345	10-18/11-21	.556/.524	29/36	(7)	8/12	23/16	1/3	8/12	22/14
Dayton	24/37	39/26	76-74	+2	26-64/28-63	.406/.444	6-23/9-25	.261/.360	18-26/9-14	.692/.643	33/35	(2)	6/15	13/20	2/2	14/5	22/20
Drake	42/44	40/39	82-83	(1)	28-62/32-61	.452/.525	13-29/7-25	.448/.280	13-16/12-13	.813/.923	29/24	+5	15/20	20/19	2/0	11/10	14/15
South Alabama	37/32	45/30	82-62	+20	32-60/25-59	.533/.424	12-24/10-31	.500/.323	6-12/2-4	.500/.500	36/30	+6	16/12	13/15	3/0	7/4	13/7
TCU	31/44	34/36	65-80	(15)	24-67/25-67	.358/.373	3-25/7-26	.120/.269	14-19/23-33	.737/.697	42/49	(7)	14/18	19/16	3/4	11/9	25/16
Beth.-Cookman	36/31	38/25	74-56	+18	30-59/19-56	.508/.339	8-25/5-24	.320/.208	6-7/13-24	.857/.542	43/26	+17	14/7	19/11	4/0	6/9	22/8
Jacksonville St.	27/18	35/35	62-53	+9	22-55/16-47	.400/.340	5-19/13-31	.263/.419	13-16/8-9	.813/.889	36/30	+6	8/13	21/27	2/2	14/8	12/14
Vanderbilt	18/47	37/30	55-77	(22)	17-60/31-52	.283/.596	3-23/1-3	.130/.333	18-23/14-22	.783/.636	30/39	(9)	10/21	27/29	1/2	17/13	20/19
Arkansas	27/44	43/42	70-86	(16)	27-66/32-62	.409/.516	9-26/12-27	.346/.444	7-13/10-11	.538/.909	35/36	(1)	16/16	19/18	1/1	11/13	15/12
Florida	31/42	32/41	63-83	(20)	24-61/32-52	.393/.615	7-29/10-17	.241/.588	8-11/9-11	.727/.818	29/30	(1)	12/13	16/17	1/1	13/12	16/8

Game-by-Game Leaders

	Points	Rebounds	Assists	Steals	Blocked Shots
Wofford	25-Unique Thompson	13-Unique Thompson	4-White/Hughes	3-Annie Hughes	1-Moore/Howard
Old Dominion	17-Daisa Alexander	10-Unique Thompson	2-(three plays)	4-Daisa Alexander	1-Jackson/Howard
at UAB	24-Unique Thompson	19-Unique Thompson	3-Hughes/Howard	4-Daisa Alexander	2-Unique Thompson
St. Joseph's	18-Lauren Hansen	12-Unique Thompson	5-Unique Thompson	4-Lauren Hansen	1-Kiyae' White
Middle Tennessee	15-Unique Thompson	10-Unique Thompson	3-Sania Wells	3-Alexander/Howard	1-Erin Howard
Dayton	22-Daisa Alexander	11-Unique Thompson	3-Daisa Alexander	4-Brooke Moore	1-White/Thompson
Drake	24-Alexander/Hansen	11-Unique Thompson	4-Alexander/Hansen	4-Unique Thompson	2-Erin Howard
at South Alabama	20-Brooke Moore	10-Unique Thompson	4-Lauren Hansen	4-Erin Howard	1-(three players)
at TCU	31-Unique Thompson	15-Unique Thompson	4-Alexander/Rob.-Nwagwu	3-White/Howard	2-Erin Howard
Bethune-Cookman	16-Unique Thompson	13-Unique Thompson	3-Hansen/Rob.-Nwagwu	4-Unique Thompson	2-Robyn Benton
Jacksonville State	20-Unique Thompson	10-Unique Thompson	2-Moore/Hansen	3-(three players)	1-Thompson/Howard
at Vanderbilt	17-Brooke Moore	10-Unique Thompson	4-Daisa Alexander	4-Robyn Benton	1-Kiyae' White
Arkansas	19-Alexander/Moore	13-Unique Thompson	6-Unique Thompson	4-Robyn Benton	1-Unique Thompson
Florida	14-Brooke Moore	10-Unique Thompson	3-Hansen/Rob.-Nwagwu	4-Erin Howard	1-Robyn Benton

2019-20 Starting Lineups

	Point Guard (1)	Wing (2)	Wing (3)	Wing (4)	Post (5)
Wofford	Daisa Alexander	Brooke Moore	Annie Hughes	Kiyae' White	Unique Thompson
Old Dominion	Daisa Alexander	Brooke Moore	Annie Hughes	Kiyae' White	Unique Thompson
at UAB	Lauren Hansen	Brooke Moore	Daisa Alexander	Annie Hughes	Unique Thompson
St. Joseph's	Lauren Hansen	Brooke Moore	Daisa Alexander	Kiyae' White	Unique Thompson
vs Middle Tennessee	Lauren Hansen	Brooke Moore	Daisa Alexander	Kiyae' White	Unique Thompson
vs Dayton	Lauren Hansen	Brooke Moore	Daisa Alexander	Kiyae' White	Unique Thompson
vs Drake	Lauren Hansen	Brooke Moore	Daisa Alexander	Kiyae' White	Unique Thompson
at South Alabama	Lauren Hansen	Brooke Moore	Daisa Alexander	Kiyae' White	Unique Thompson
at TCU	Lauren Hansen	Brooke Moore	Daisa Alexander	Kiyae' White	Unique Thompson
Bethune-Cookman	Lauren Hansen	Annie Hughes	Daisa Alexander	Kiyae' White	Unique Thompson
Jacksonville State	Lauren Hansen	Brooke Moore	Daisa Alexander	Kiyae' White	Unique Thompson
at Vanderbilt	Lauren Hansen	Brooke Moore	Daisa Alexander	Kiyae' White	Unique Thompson
Arkansas	Daisa Alexander	Brooke Moore	Annie Hughes	Erin Howard	Unique Thompson
Florida	Lauren Hansen	Brooke Moore	Annie Hughes	Erin Howard	Unique Thompson

Record by Starting Lineup

Alexander, Moore, Hughes, White, Thompson	1-1 (.500)
Hansen, Moore, Alexander, Hughes, Thompson	0-1 (.000)
Hansen, Moore, Alexander, White, Thompson	4-4 (.500)
Hansen, Hughes, Alexander, White, Thompson	1-0 (1.000)
Alexander, Moore, Hughes, Howard, Thompson	0-1 (.000)
Hansen, Moore, Hughes, Howard, Thompson	0-1 (.000)



Terri

WILLIAMS-FLOURNOY

Head Coach

Seventh Season at Auburn • 15th as a Head Coach • 27th Season in coaching

Hampton, Va. • Penn State, 1991

• Has taken her teams to postseason appearances in nine of the last 11 years, including six NCAA Tournament appearances

- Led Auburn to 19 or more wins in four of her first seven years
- Has had six players selected to All-SEC teams
- Auburn has forced an average of 20.0+ turnovers per game under Coach Flo
- Led Auburn to the postseason in five of seven seasons, advancing to WNIT Quarterfinals in 2013 and Third Round in 2014, along with NCAA Tournament in 2016, 2017 and 2019
- Won her 100th game at Auburn on Feb. 8, 2018, defeating LSU 70-62
- Picked up her 200th career head coaching victory Dec. 5, 2015 at home vs. East Carolina
- Won 250th career game at Xavier (La.) on Nov. 28, 2018
- Recorded her 400th career win as a collegiate coach in Auburn's 68-58 win over Hofstra on Dec. 9, 2012
- Won her 500th game as a collegiate coach with victory over Louisiana-Lafayette on Nov. 25, 2018

2018

- Picked up first SEC win in 50-47 win over #23 Arkansas in 2013
- Earned second win over ranked opponent at Auburn and snapped 21-game skid to #16 Vanderbilt with 68-62 win in Nashville on Feb. 13, 2014
- Picked up first top-10 win with a 66-61 victory over #7 Kentucky on Jan. 3, 2016
- Has 273 wins as a head coach and 251 as an assistant for a .615 winning percentage over 28 years as a collegiate coach
- Has been part of six conference championships and 21 post-season appearances as an assistant and head coach
- 2010 Black Coaches Association Coach of the Year
- Served as an assistant coach for Team USA that won a gold medal at the 2011 World University Games in Shenzhen, China
- Coached teams to 15 NCAA Tournament appearances, nine as an assistant and six as a head coach
- Has coached 24 players that have gone on to the professional ranks, including seven in the WNBA
- As an assistant, helped coach Georgia to an NCAA Final Four appearance and two NCAA Elite Eight appearances
- Coached three Georgetown players to three all-conference honors and one All-America award
- Has a 612-364 record in 31 seasons as a head coach, assistant coach and player
- Helped coach Georgetown to a Big East title in 1992
- As an assistant coach at Southwest Missouri State, helped the team to two straight NCAA Tournaments and two consecutive Missouri Valley Conference Tournament titles

All-time record as player and coach: 612-364 (.627) 32 seasons

Record as collegiate player: 88-36 (.709) 4 seasons

Record as collegiate coach: 524-328 (.615) 28 seasons

Record as collegiate assistant coach: 251-117 (.683) 12 seasons

Record as collegiate head coach: 273-213 (.561) 16 seasons

Record as Auburn head coach: 130-109 (.544) 8 seasons

Williams-FLOURNOY Year-by-Year

Penn State, Player (1987-91)

Year	Record	Conf.	Other Information
1987-88	20-13	11-7	NCAA Second Round
1988-89	14-14	12-6	
1989-90	25-7	15-3	NCAA Second Round
1990-91	29-2	17-1	NCAA Second Round

Georgetown, Assistant Coach (1992-96)

Year	Record	Conf.	Other Information
1992-93	23-7	15-3	Big East Champions NCAA Sweet 16
1993-94	12-15	6-12	
1994-95	11-17	6-12	
1995-96	12-15	7-11	

Georgia, Assistant Coach (1996-2002)

Year	Record	Conf.	Other Information
1996-97	25-6	11-1	SEC Champions NCAA Elite Eight
1997-98	17-11	8-6	NCAA First Round
1998-99	27-7	9-5	NCAA Final Four
1999-2000	32-4	13-1	SEC Champions NCAA Elite Eight
2000-01	27-6	11-3	SEC Tournament Champions NCAA Second Round
2001-02	19-11	6-8	NCAA First Round

Southwest Missouri State, Assistant Coach (2002-04)

Year	Record	Conf.	Other Information
2002-03	18-13	11-7	MVC Tournament Champions NCAA First Round
2003-04	28-4	16-2	Missouri Valley Champions MVC Tournament Champions NCAA First Round

Georgetown, Head Coach (2004-12)

Year	Record	Conf.	Other Information
2004-05	12-16	7-9	
2005-06	10-17	3-13	
2006-07	13-16	3-13	
2007-08	15-14	5-11	
2008-09	20-14	7-9	WNIT Quarterfinals
2009-10	26-7	13-3	NCAA Second Round
2010-11	24-11	9-7	NCAA Sweet 16
2011-12	23-9	11-5	NCAA Second Round

Auburn, Head Coach (2012-present)

Year	Record	Conf.	Other Information
2012-13	19-15	5-11	WNIT Quarterfinals
2013-14	19-15	7-9	WNIT Third Round
2014-15	13-18	3-13	
2015-16	20-13	8-8	NCAA Second Round
2016-17	17-15	7-9	NCAA First Round
2017-18	14-15	5-11	
2018-19	22-10	9-7	NCAA First Round
2019-20	6-8	0-3	



Daisa ALEXANDER

#0

Senior • Guard • 5-8

Decatur, Ga.

****2018 SEC All-Defensive Team****

Southwest DeKalb HS

Named to 2019-20 Preseason All-SEC Second Team (coaches)

- Scored 1,000th career point vs. Jacksonville State (12/28); 34th Auburn player to reach that milestone
- 12th in SEC in scoring (13.9 ppg); has four games with 20+ points this year; 5th in steals (2.3/game)
- Opened season with 22-point, 6-rebound performance in win over Wofford (11/6)
- Auburn's leading returning scorer, averaged 12.6 points/game in 2018-19
- Scored in double-digits in 14 of 16 SEC games; led Auburn in 8 SEC games in 18-19; averaged 14.9 points in SEC play; 16.9 points in SEC road games
- Top 2 in steals in SEC last two years; led league with 2.8/game in '18; 2nd in SEC with 2.3/game in '19
- Scored career-high 25 points on 9-14 shooting at Indiana while playing just 20 minutes off the bench (12/3); 12 points in 4th quarter

SEASON HIGHS

Points	24	vs. Drake	12/1/19
Rebounds	6	2x; last vs. Jacksonville St.	12/28/19
Assists	4	3x; last at Vanderbilt	1/2/20
Blocks			

Opponent	Start	Min.	FG-A	3PT-A	FT-A	O-D-T	PF	Ast.	TO	Blk.	St.	Pts.
WOFFORD	*	33	6-12	1-3	9-14	1-5-6	3	2	3	0	2	22
OLD DOMINION	*	29	5-16	2-5	5-6	1-3-4	4	2	3	0	4	17
at UAB	*	30	9-14	2-3	0-1	0-2-2	4	1	2	0	4	20
ST. JOSEPH'S	*	33	3-13	0-1	2-4	0-2-2	2	3	0	0	2	8
vs Middle Tennessee	*	24	2-6	0-0	2-2	1-1-2	2	0	2	0	3	6
vs. Dayton	*	33	9-17	1-5	3-3	1-2-3	4	3	2	0	3	22
vs. Drake	*	31	7-17	4-9	6-6	1-2-3	1	4	3	0	3	24
at South Alabama	*	26	6-10	2-4	0-0	2-2-4	2	1	0	0	0	14
at TCU	*	21	3-11	0-5	0-0	0-2-2	5	4	1	0	2	6
BETHUNE-COOKMAN	*	28	5-10	1-5	0-0	0-4-4	3	2	2	0	1	11
JACKSONVILLE ST.	*	30	5-10	0-2	0-0	0-6-6	1	2	3	0	1	10
at Vanderbilt	*	26	0-7	0-4	2-2	2-3-5	2	4	1	0	1	2
ARKANSAS	*	23	7-12	3-5	2-2	0-1-1	3	1	3	0	2	19
FLORIDA												
ALABAMA												
at Georgia												
OLE MISS												
at Kentucky												
at Mississippi State												
VANDERBILT												
at Alabama												
at South Carolina												
LSU												
MISSISSIPPI STATE												
at Texas A&M												
at Missouri												
TENNESSEE												

--DNP-Injured--

Steals	4	2x; last at UAB	11/21/19
Field Goals	9	2x; last vs. Dayton	11/30/19
Field Goal Attempts	17	2x; last vs. Drake	12/1/19
3-Point Field Goals	4	vs. Drake	12/1/19
3-Point FG Attempts	9	vs. Drake	12/1/19
Free Throws	9	vs. Wofford	11/6/19
Free Throw Attempts	14	vs. Wofford	11/6/19

CAREER HIGHS

Points	25	at Indiana	12/3/17
Rebounds	8	vs. Grambling	11/6/18
Assists	8	vs. UL-Lafayette	11/25/18
Blocks	2	at Kentucky	2/1/18
Steals	7	at LSU	1/18/18
Field Goals	9	7x; last vs. Dayton	11/30/19
Field Goal Attempts	23	at Tennessee	1/4/18
3-Point Field Goals	4	4x; last vs. Drake	12/1/19
3-Point FG Attempts	11	vs. BYU	3/23/19
Free Throws	9	vs. Wofford	11/6/19
Free Throw Attempts	9	vs. Wofford	11/6/19

ALEXANDER'S CAREER STATISTICS

Season	gp-gs	min/avg	Total		3-Point		F-Throws		Rebounds				Scoring							
			fg-fga	pct	fg-fga	pct	ft-fta	pct	off	def	tot	avg	pf	fo	ast	to	blk	stl	pts	avg
2016-17	20-0	113/5.7	9-37	.243	1-10	.100	7-10	.700	9	8	17	0.9	18	0	1	10	0	9	26	1.3
2017-18	29-12	746/25.7	157-403	.390	41-122	.336	57-77	.740	17	59	76	2.6	73	0	39	79	3	80	412	14.2
2018-19	32-32	892/27.9	148-380	.389	60-166	.361	48-70	.686	22	79	101	3.2	73	2	56	57	3	74	404	12.6
2019-20	13-13	364/28.0	67-155	.432	16-51	.314	31-40	.775	9	35	44	3.4	36	1	27	26	0	30	181	13.9
TOTAL	94-57	2115/22.5	381-975	.391	118-349	.338	143-197	.726	57	181	238	2.5	200	3	123	172	6	193	1023	10.9



Robyn BENTON

#1

Sophomore • Guard • 5-9

Conyers, Ga.

2019 SEC All-Freshman Team

Greater Atlanta Christian HS

• 2019 SEC All-Freshman Team

- Scored 10 points in season debut vs. Bethune-Cookman (12/15); missed first 9 games with injury
- Averaged 6.1 points/game in '18-19, top 5 among SEC freshmen
- Auburn's top returning 3-point shooter by percentage at 37.2% (35-94)
- Made game-winning shot + free throw with 8.6 seconds left to finish off 20-point comeback win at Vanderbilt (1/17); named SEC Freshman/Week
- Hit 5-of-5 3-point attempts and scored 15 points in win at Elon (12/22)
- Shared team lead with 16 points and hit three 3-pointers in collegiate debut vs. Grambling (11/6)
- Sister of former Tennessee football player Inky Johnson

SEASON HIGHS

Points	10	vs. Bethune-Cookman	12/15/19
Rebounds	2	vs. Jacksonville St.	12/28/19
Assists	3	2x; last vs. Florida	1/9/20
Blocks	2	vs. Bethune-Cookman	12/15/19
Steals	4	2x; last vs. Arkansas	1/5/20
Field Goals	4	vs. Bethune-Cookman	12/15/19
Field Goal Attempts	7	2x; last vs. Arkansas	1/5/20
3-Point Field Goals	2	vs. Bethune-Cookman	12/15/19
3-Point FG Attempts	4	vs. Bethune-Cookman	12/15/19
Free Throws	1	vs. Arkansas	1/5/20
Free Throw Attempts	2	vs. Arkansas	1/5/20

Opponent	Start	Min.	FG-A	3PT-A	FT-A	O-D-T	PF	Ast.	TO	Blk.	St.	Pts.
WOFFORD						--DNP-Injured--						
OLD DOMINION						--DNP-Injured--						
at UAB						--DNP-Injured--						
ST. JOSEPH'S						--DNP-Injured--						
vs Middle Tennessee						--DNP-Injured--						
vs. Dayton						--DNP-Injured--						
vs. Drake						--DNP-Injured--						
at South Alabama						--DNP-Injured--						
at TCU						--DNP-Injured--						
BETHUNE-COOKMAN	15		4-7	2-4	0-0	1-0-1	1	1	0	2	1	10
JACKSONVILLE ST.	18		2-5	0-1	0-0	1-1-2	1	1	0	0	1	4
at Vanderbilt	20		0-5	0-0	0-0	1-0-1	1	0	3	0	4	0
ARKANSAS	20		2-7	1-2	1-2	1-0-1	2	3	1	0	4	6
FLORIDA	24		1-6	0-3	0-0	0-1-1	2	3	1	1	3	2
ALABAMA												
at Georgia												
OLE MISS												
at Kentucky												
at Mississippi State												
VANDERBILT												
at Alabama												
at South Carolina												
LSU												
MISSISSIPPI STATE												
at Texas A&M												
at Missouri												
TENNESSEE												

CAREER HIGHS

Points	16	vs. Grambling	11/6/18
Rebounds	5	at XULA	11/28/18
Assists	3	4x; last vs. Florida	1/9/20
Blocks	2	vs. Bethune-Cookman	12/15/19
Steals	4	3x; last vs. Arkansas	1/5/20
Field Goals	6	vs. Grambling	11/6/18
Field Goal Attempts	12	vs. Grambling	11/6/18
3-Point Field Goals	5	at Elon	12/22/18
3-Point FG Attempts	8	vs. Grambling	11/6/18
Free Throws	6	vs. Alabama	2/17/19
Free Throw Attempts	6	vs. Alabama	2/17/19

BENTON'S CAREER STATISTICS

Season	gp-gs	min/avg	Total		3-Point		F-Throws		Rebounds				Scoring							
			fg-fga	pct	fg-fga	pct	ft-fta	pct	off	def	tot	avg	pf	fo	ast	to	blk	stl	pts	avg
2018-19	32-0	457/14.3	64-167	.383	35-94	.372	24-34	.706	16	26	42	1.3	41	0	18	15	3	34	187	5.8
2019-20	5-0	97/19.4	9-30	.300	3-10	.300	1-2	.500	4	2	6	1.2	7	0	8	5	3	13	22	4.4
TOTAL	37-0	554/15.0	73-197	.371	38-104	.365	25-36	.694	20	28	48	1.3	48	0	26	20	6	47	209	5.6



Sania WELLS

#2

Freshman • Guard • 5-7

Moss Point, Miss.

East Central HS

- Matched season-high with 4 points on 2-3 shooting vs. Florida (1/9)
- Made collegiate debut at UAB; scored 4 points while playing 17 minutes
- Missed first two games with injury
- Ranked as No. 27 point guard nationally by ESPN HoopGurlz
- USA Today All-Mississippi team
- Averaged 27 points, 5 rebounds, 4 steals as a HS senior

SEASON/CAREER HIGHS

Points	4	2x; last vs. Florida	1/9/20
Rebounds	3	vs. St. Joseph's	11/24/19
Assists	3	vs. Middle Tenn.	11/29/19
Blocks			
Steals	1	vs. Dayton	11/30/19
Field Goals	2	vs. Florida	1/9/20
Field Goal Attempts	4	at UAB	11/21/19
3-Point Field Goals			
3-Point FG Attempts	1	3x; last vs. Florida	1/9/20
Free Throws	2	2x; last vs. Drake	12/1/19
Free Throw Attempts	2	3x; last vs. Drake	12/1/19

Opponent	Start	Min.	FG-A	3PT-A	FT-A	O-D-T	PF	Ast.	TO	Blk.	St.	Pts.
WOFFORD						--DNP-Injured--						
OLD DOMINION						--DNP-Injured--						
at UAB	17		1-4	0-1	2-2	0-0-0	2	0	2	0	0	4
ST. JOSEPH'S	5		0-2	0-0	0-0	0-3-3	1	0	1	0	0	0
vs Middle Tennessee	13		1-1	0-0	1-2	0-1-1	2	3	1	0	0	3
vs. Dayton	4		0-0	0-0	0-0	0-0-0	1	0	0	0	1	0
vs. Drake	4		0-0	0-0	2-2	0-0-0	0	1	0	0	0	2
at South Alabama	3		0-1	0-0	0-0	0-1-1	0	2	0	0	0	0
at TCU	1		0-0	0-0	0-0	0-0-0	0	0	0	0	0	0
BETHUNE-COOKMAN	6		0-1	0-1	0-0	0-0-0	0	0	1	0	0	0
JACKSONVILLE ST.	3		0-0	0-0	0-0	0-0-0	0	0	1	0	0	0
at Vanderbilt						--DNP--						
ARKANSAS	1		0-0	0-0	0-0	0-0-0	0	1	0	0	0	0
FLORIDA	6		2-3	0-1	0-0	1-1-2	2	0	0	0	0	4
ALABAMA												
at Georgia												
OLE MISS												
at Kentucky												
at Mississippi State												
VANDERBILT												
at Alabama												
at South Carolina												
LSU												
MISSISSIPPI STATE												
at Texas A&M												
at Missouri												
TENNESSEE												

WELLS' CAREER STATISTICS

Season	gp-gs	min/avg	Total		3-Point		F-Throws		Rebounds				Scoring							
			fg-fga	pct	fg-fga	pct	ft-fta	pct	off	def	tot	avg	pf	fo	ast	to	blk	stl	pts	avg
2019-20	11-0	63/5.7	4-12	.333	0-3	.000	5-6	.833	1	6	7	0.6	8	0	7	6	0	1	13	1.2
TOTAL	11-0	63/5.7	4-12	.333	0-3	.000	5-6	.833	1	6	7	0.6	8	0	7	6	0	1	13	1.2



Annie HUGHES

#3

Freshman • Guard • 5-9

Dutton, Ala.

Pisgah HS

- Scored 10 points and led Auburn with 4 assists & 3 steals in collegiate debut vs. Wofford (11/6)
- Was the third true freshman to start her first game under Williams-Flournoy (Unique Thompson in 2017, Katie Frerking in 2013)
- 2019 Alabama Miss Basketball, first to attend Auburn since Whitney Boddie in 2005
- Led Pisgah HS to 65-2 record and back-to-back 3A state titles in 2018 and 2019
- Averaged 21.4 points, 7.0 rebounds, 4.2 assists and 3.5 steals as a high school senior
- All-state first team in 2018 and 2019
- Also helped Pisgah HS to 2019 state softball championship

SEASON/CAREER HIGHS

Points	12 vs. Old Dominion	11/14/19
Rebounds	7 vs. Bethune-Cookman	12/15/19
Assists	4 vs. Wofford	11/6/19
Blocks		
Steals	3 vs. Wofford	11/6/19
Field Goals	5 vs. Old Dominion	11/14/19
Field Goal Attempts	7 vs. Old Dominion	11/14/19
3-Point Field Goals	1 5x; last vs. Florida	1/9/20
3-Point FG Attempts	3 2x; last vs. Florida	1/9/20
Free Throws	2 vs. Middle Tenn.	11/29/19
Free Throw Attempts	4 vs. Middle Tenn.	11/29/19

Opponent	Start	Min.	FG-A	3PT-A	FT-A	O-D-T	PF	Ast.	TO	Blk.	St.	Pts.
WOFFORD	*	30	4-5	1-1	1-1	2-0-2	3	4	0	0	3	10
OLD DOMINION	*	35	5-7	1-1	1-2	3-1-4	1	1	0	0	2	12
at UAB	*	29	1-4	0-1	0-0	0-1-1	3	3	0	0	1	2
ST. JOSEPH'S		18	2-4	1-2	0-0	1-3-4	1	0	0	0	0	5
vs Middle Tennessee		20	0-4	0-2	2-4	0-3-3	2	0	1	0	0	2
vs. Dayton		18	1-3	0-2	0-0	0-0-0	2	0	0	0	0	2
vs. Drake		11	2-3	1-1	0-0	0-0-0	0	0	3	0	0	5
at South Alabama		16	2-3	0-0	0-0	1-0-1	0	0	0	0	1	4
at TCU		22	0-4	0-2	0-0	2-0-2	1	2	1	0	0	0
BETHUNE-COOKMAN	*	31	2-5	1-3	0-0	4-3-7	2	2	2	0	0	5
JACKSONVILLE ST.		13	0-0	0-0	0-0	1-0-1	2	1	2	0	0	0
at Vanderbilt		14	0-3	0-1	1-2	2-0-2	2	0	0	0	1	1
ARKANSAS	*	19	1-6	0-1	0-0	1-1-2	1	0	1	0	0	2
FLORIDA	*	18	1-3	1-3	0-0	0-0-0	1	0	0	0	0	3

ALABAMA
 at Georgia
 OLE MISS
 at Kentucky
 at Mississippi State
 VANDERBILT
 at Alabama
 at South Carolina
 LSU
 MISSISSIPPI STATE
 at Texas A&M
 at Missouri
 TENNESSEE

HUGHES' CAREER STATISTICS

Season	gp-gs	min/avg	Total		3-Point		F-Throws		Rebounds				Scoring							
			fg-fga	pct	fg-fga	pct	ft-fta	pct	off	def	tot	avg	pf	fo	ast	to	blk	stl	pts	avg
2019-20	14-6	296/21.1	21-54	.389	6-20	.300	5-9	.556	17	12	29	2.1	21	0	13	10	0	8	53	3.8
TOTAL	14-6	296/21.1	21-54	.389	6-20	.300	5-9	.556	17	12	29	2.1	21	0	13	10	0	8	53	3.8



Brooke MOORE

#5

Sophomore • Guard • 5-7

Atlanta, Ga.

Henry County HS

- Leading scorer for Auburn through two SEC games (18.0 ppg)
- Season-high 20 points on 7-12 FT (4-6 3FG) at South Alabama (12/4)
- Scored 15 points while playing career-high 35 minutes in first career start vs. Wofford (11/6); matched 15-point effort vs. ODU (11/14)
- Started career 21-for-21 at the free-throw line; is 15-19 this season
- Played in 25 games as a freshman; averaged 5.2 points in 12.0 minutes/game
- Led Auburn with career-high 23 points, hit five 3-pointers in win over Alabama State (12/29); also made half-court shot at halftime; named SEC Freshman of the Week
- Scored 14 points and hit 4 3-pointers in win at Elon (12/22); helped set single-game 3-point record for 2nd time in less than a month
- Georgia Class AAAA Player of the Year as a senior; 3-time AJC Player of the Year

SEASON HIGHS

Points	20	at South Alabama	12/4/19
Rebounds	4	vs. St. Joseph's	11/24/19
Assists	3	at South Alabama	12/4/19
Blocks	1	vs. Wofford	11/6/19
Steals	4	vs. Dayton	11/30/19
Field Goals	8	vs. Arkansas	1/5/20
Field Goal Attempts	17	vs. Dayton	11/30/19
3-Point Field Goals	4	at South Alabama	12/4/19
3-Point FG Attempts	10	vs. Middle Tenn.	11/29/19
Free Throws	7	2x; last at Vanderbilt	1/2/20
Free Throw Attempts	10	at Vanderbilt	1/2/20

Opponent	Start	Min.	FG-A	3PT-A	FT-A	O-D-T	PF	Ast.	TO	Blk.	St.	Pts.
WOFFORD	*	35	6-16	1-7	2-2	1-1-2	1	1	1	1	2	15
OLD DOMINION	*	24	3-9	2-6	7-7	1-0-1	0	2	2	0	2	15
at UAB	*	23	3-8	0-4	2-2	0-1-1	2	1	1	0	1	8
ST. JOSEPH'S	*	19	0-8	0-4	1-4	2-2-4	2	2	1	0	0	1
vs Middle Tennessee	*	30	4-11	3-10	0-0	0-2-2	2	1	5	0	0	11
vs. Dayton	*	39	7-17	3-8	1-2	0-0-0	3	0	4	0	4	18
vs. Drake	*	25	2-10	1-4	0-0	3-0-3	2	2	5	0	1	5
at South Alabama	*	30	7-12	4-6	2-2	0-1-1	2	3	2	0	1	20
at TCU	*	27	3-12	1-6	1-1	2-0-2	4	0	2	0	0	8
BETHUNE-COOKMAN						--DNP-Illness--						
JACKSONVILLE ST.	*	26	2-8	1-5	6-6	1-1-2	2	2	2	0	3	11
at Vanderbilt	*	29	5-14	0-5	7-10	0-0-0	0	0	6	0	0	17
ARKANSAS	*	26	8-15	3-8	0-2	0-0-0	2	0	2	0	1	19
FLORIDA	*	32	6-12	2-6	0-0	0-1-1	0	1	3	0	1	14
ALABAMA												
at Georgia												
OLE MISS												
at Kentucky												
at Mississippi State												
VANDERBILT												
at Alabama												
at South Carolina												
LSU												
MISSISSIPPI STATE												
at Texas A&M												
at Missouri												
TENNESSEE												

CAREER HIGHS

Points	23	vs. Alabama State	12/29/18
Rebounds	4	2x; last vs. St. Joseph's	11/24/19
Assists	3	3x; last at South Alabama	12/4/19
Blocks	1	vs. Mississippi State	1/14/19
Steals	4	vs. Dayton	11/30/19
Field Goals	8	vs. Arkansas	1/5/20
Field Goal Attempts	17	vs. Dayton	11/30/19
3-Point Field Goals	5	vs. Alabama State	12/29/18
3-Point FG Attempts	13	vs. Alabama State	12/29/18
Free Throws	7	2x; last at Vanderbilt	1/2/20
Free Throw Attempts	10	at Vanderbilt	1/2/20

MOORE'S CAREER STATISTICS

Season	gp-gs	min/avg	Total		3-Point		F-Throws		Rebounds				Scoring							
			fg-fga	pct	fg-fga	pct	ft-fta	pct	off	def	tot	avg	pf	fo	ast	to	blk	stl	pts	avg
2018-19	25-0	299/12.0	45-147	.306	31-105	.295	10-10	1.000	7	19	26	1.0	15	0	10	19	1	11	131	5.2
2019-20	13-13	366/28.2	56-152	.368	21-79	.266	29-38	.763	10	9	19	1.5	22	0	15	36	1	16	162	12.5
TOTAL	38-13	665/17.5	101-299	.338	52-184	.283	39-48	.813	17	28	45	1.2	37	0	25	55	2	27	293	7.7



Kiyae' WHITE

#10

Redshirt Sophomore • Forward • 6-2

Macungie, Pa.

Emmaus HS

- Career-high 12 points, including 6-8 on FTs, in win over St. Joseph's (11/24)
- Made first career start vs. Wofford (11/6); pulled down career-high 11 rebounds in just 17 minutes
- Played in 29 games as a redshirt freshman; averaging 6.9 minutes/game
- Made first collegiate appearance vs. Grambling (11/6/18); had 3 points, 4 rebounds in 12 minutes of action
- Redshirted 2017-18 season due to injury
- Ranked as No. 20 forward nationally out of high school
- Three brothers all played football at West Virginia; brother, Kevin White, plays for Chicago Bears

SEASON HIGHS

Points	12	vs. St. Joseph's	11/24/19
Rebounds	11	vs. Wofford	11/6/19
Assists	4	vs. Wofford	11/6/19
Blocks	1	6x; last at Vanderbilt	1/2/20
Steals	3	at TCU	12/7/19
Field Goals	3	vs. St. Joseph's	11/24/19
Field Goal Attempts	7	vs. Middle Tenn.	11/29/19
3-Point Field Goals	8	vs. St. Joseph's	11/24/19
3-Point FG Attempts	6	vs. St. Joseph's	11/24/19
Free Throws	6	vs. St. Joseph's	11/24/19
Free Throw Attempts	8	vs. St. Joseph's	11/24/19

Opponent	Start	Min.	FG-A	3PT-A	FT-A	O-D-T	PF	Ast.	TO	Blk.	St.	Pts.
WOFFORD	*	17	1-4	0-0	0-2	2-9-11	1	4	2	0	1	2
OLD DOMINION	*	20	2-4	0-0	1-3	1-3-4	3	0	0	0	0	5
at UAB		10	1-1	0-0	1-2	3-1-4	2	0	3	1	0	3
ST. JOSEPH'S	*	26	3-4	0-0	6-8	0-3-3	2	1	0	1	1	12
vs Middle Tennessee	*	23	2-7	0-0	1-2	1-1-2	2	0	1	0	0	5
vs. Dayton	*	19	0-3	0-0	1-2	2-5-7	2	0	0	1	1	1
vs. Drake	*	16	2-2	0-0	2-2	1-2-3	3	0	1	0	0	6
at South Alabama	*	19	1-3	0-0	1-2	3-5-8	2	1	1	1	1	3
at TCU	*	12	1-3	0-0	0-2	1-3-4	4	0	0	0	3	2
BETHUNE-COOKMAN	*	14	1-1	0-0	2-2	1-5-6	3	0	4	1	0	4
JACKSONVILLE ST.	*	19	1-2	0-0	1-2	2-6-8	1	1	1	0	2	3
at Vanderbilt	*	22	1-2	0-0	0-1	3-1-4	4	1	3	1	2	2
ARKANSAS	*	18	1-3	0-0	2-4	3-3-6	1	0	2	0	0	4
FLORIDA	*	18	2-3	0-0	4-6	1-6-7	1	0	0	0	0	8
ALABAMA												
at Georgia												
OLE MISS												
at Kentucky												
at Mississippi State												
VANDERBILT												
at Alabama												
at South Carolina												
LSU												
MISSISSIPPI STATE												
at Texas A&M												
at Missouri												
TENNESSEE												

CAREER HIGHS

Points	12	vs. St. Joseph's	11/24/19
Rebounds	11	vs. Wofford	11/6/19
Assists	4	vs. Wofford	11/6/19
Blocks	1	7x; last at Vanderbilt	1/2/20
Steals	3	at TCU	12/7/19
Field Goals	3	vs. St. Joseph's	11/24/19
Field Goal Attempts	7	vs. Middle Tenn.	11/29/19
3-Point Field Goals	8	vs. St. Joseph's	11/24/19
3-Point FG Attempts	6	vs. St. Joseph's	11/24/19
Free Throws	6	vs. St. Joseph's	11/24/19
Free Throw Attempts	8	vs. St. Joseph's	11/24/19

WHITE'S CAREER STATISTICS

Season	gp-gs	min/avg	Total		3-Point		F-Throws		Rebounds				Scoring							
			fg-fga	pct	fg-fga	pct	ft-fga	pct	off	def	tot	avg	pf	fo	ast	to	blk	stl	pts	avg
2018-19	29-0	199/6.9	15-39	.385	0-0	.000	8-14	.571	23	28	51	1.8	27	0	9	10	1	2	38	1.3
2019-20	14-11	252/18.0	19-42	.452	0-0	.000	22-40	.550	24	53	77	5.5	31	0	8	18	6	11	60	4.3
TOTAL	43-11	451/10.5	34-81	.420	0-0	.000	30-54	.556	47	81	128	3.0	58	0	17	28	7	13	98	2.3



Lauren HANSEN

#13

Freshman • Guard • 5-8

Setauket, N.Y.

Ward Melville HS

- Career-high 24 points, 7-14 3FG vs. Drake (12/1); most 3-pointers by Auburn player since 1/1/2017 (Brandy Montgomery vs. Florida)
- Scored 18 points in second collegiate start vs. St. Joseph's; was 4-6 on 3FG and led team with 4 steals
- Made collegiate debut vs. Old Dominion (11/14); scored 7 points and added one assist and one steal
- Missed season's first game vs. Wofford with injury
- Ranked as No. 71 prospect nationally and No. 20 guard by ESPN
- USA Today First-Team All-State in New York as a senior
- All-conference and all-state selection at Ward Melville HS

SEASON/CAREER HIGHS

Points	24	vs. Drake	12/1/19
Rebounds	6	vs. Dayton	11/30/19
Assists	4	2x; last at South Alabama	12/4/19
Blocks			
Steals	4	vs. St. Joseph's	11/24/19
Field Goals	8	vs. Drake	12/1/19
Field Goal Attempts	15	vs. Drake	12/1/19
3-Point Field Goals	7	vs. Drake	12/1/19
3-Point FG Attempts	14	vs. Drake	12/1/19
Free Throws	2	3x; last at Vanderbilt	1/2/20
Free Throw Attempts	2	6x; last at Vanderbilt	1/2/20

Opponent	Start	Min.	FG-A	3PT-A	FT-A	O-D-T	PF	Ast.	TO	Blk.	St.	Pts.
WOFFORD						--DNP-Injured--						
OLD DOMINION		21	3-7	1-3	0-0	0-0-0	5	1	4	0	1	7
at UAB	*	22	1-7	0-2	1-2	1-0-1	3	1	5	0	1	3
ST. JOSEPH'S	*	35	6-10	4-6	2-2	0-1-1	2	2	3	0	4	18
vs Middle Tennessee	*	12	0-0	0-0	0-0	0-0-0	5	0	5	0	1	0
vs. Dayton	*	28	2-11	2-7	2-2	2-4-6	3	1	2	0	1	8
vs. Drake	*	32	8-15	7-14	1-2	0-3-3	2	4	2	0	1	24
at South Alabama	*	26	4-12	2-7	0-0	0-1-1	1	4	1	0	0	10
at TCU	*	29	2-11	2-8	2-2	0-2-2	3	1	4	0	1	8
BETHUNE-COOKMAN	*	23	4-11	2-6	0-0	0-0-0	5	3	5	0	0	10
JACKSONVILLE ST.	*	26	2-9	2-7	0-0	0-2-2	1	2	3	0	1	6
at Vanderbilt	*	17	0-5	0-5	2-2	0-0-0	2	1	4	0	0	2
ARKANSAS		20	3-8	1-4	0-0	0-0-0	1	2	3	0	0	7
FLORIDA	*	24	3-8	1-5	0-0	1-1-2	2	2	5	0	1	7
ALABAMA												
at Georgia												
OLE MISS												
at Kentucky												
at Mississippi State												
VANDERBILT												
at Alabama												
at South Carolina												
LSU												
MISSISSIPPI STATE												
at Texas A&M												
at Missouri												
TENNESSEE												

HANSEN'S CAREER STATISTICS

Season	gp-gs	min/avg	Total		3-Point		F-Throws		Rebounds				Scoring							
			fg-fga	pct	fg-fga	pct	ft-fta	pct	off	def	tot	avg	pf	fo	ast	to	blk	stl	pts	avg
2019-20	13-11	315/24.2	38-114	.333	24-74	.324	10-12	.833	4	14	18	1.4	35	3	24	46	0	12	110	8.5
TOTAL	13-11	315/24.2	38-114	.333	24-74	.324	10-12	.833	4	14	18	1.4	35	3	24	46	0	12	110	8.5



Unique THOMPSON

#20

Freshman • Forward • 6-3

Theodore, Ala.

****2018 SEC All-Freshman Team****

Faith Academy

Named to 2019-20 Preseason All-SEC Second Team (media & coaches)

Two-time SEC Player of the Week (11/25; 12/30)

Leads NCAA with 13 double-doubles this season; has 33 career double-doubles, 3rd in Auburn history

Leads NCAA in offensive rebounds (5.3)

Leads the SEC in rebounding (11.9/game); fifth in SEC in scoring (17.5 ppg) (as of 1/9)

Had a streak of 13 consecutive double-doubles from March 23 (vs. BYU, NCAA Tournament) to Jan. 2 (at Vanderbilt), 2nd-longest in Auburn history

Scored career-high 31 points at TCU along with 15 rebounds; first 30-15 game for Auburn since 2008 (DeWanna Bonner, 30/16 vs. Geo. Washington)

Scored 24 points; matched career-high with 19 rebounds at UAB (1/21)

Averaged a double-double in 2018-19 with 12.2 points, 10.3 rebounds; 5th player in Auburn history to do so, first since DeWanna Bonner in 2008

SEASON HIGHS

Points	31	at TCU	12/7/19
Rebounds	19	at UAB	11/21/19
Assists	6	vs. Arkansas	1/5/20
Blocks	2	at UAB	11/21/19
Steals	4	2x; last vs. Beth.-Cookman	12/15/19
Field Goals	12	at TCU	12/7/19
Field Goal Attempts	18	at TCU	12/7/19
3-Point Field Goals			
3-Point FG Attempts			
Free Throws	10	vs. Dayton	11/30/19
Free Throw Attempts	12	vs. Dayton	11/30/19

CAREER HIGHS

Points	31	at TCU	12/7/19
Rebounds	19	3x; last at UAB	11/21/19
Assists	6	vs. Arkansas	1/5/20
Blocks	6	vs. Louisiana Tech	11/19/17
Steals	4	5x; last vs. Beth.-Cookman	12/15/19
Field Goals	12	at TCU	12/7/19
Field Goal Attempts	18	2x; last at TCU	12/7/19
3-Point Field Goals			
3-Point FG Attempts			
Free Throws	10	at Ole Miss	1/31/19
Free Throw Attempts	12	at Ole Miss	1/31/19

Opponent	Start	Min.	FG-A	3PT-A	FT-A	O-D-T	PF	Ast.	TO	Blk.	St.	Pts.
WOFFORD	*	31	9-13	0-0	7-9	6-7-13	3	1	3	0	2	25
OLD DOMINION	*	30	5-6	0-0	3-8	7-3-10	2	2	2	0	0	13
at UAB	*	32	9-12	0-0	6-8	10-9-19	2	1	2	2	2	24
ST. JOSEPH'S	*	34	5-10	0-0	7-10	7-5-12	2	5	4	0	1	17
vs Middle Tennessee	*	28	6-9	0-0	3-4	6-4-10	2	0	4	0	0	15
vs. Dayton	*	37	5-9	0-0	10-15	3-8-11	3	1	5	1	2	20
vs. Drake	*	32	5-9	0-0	2-3	2-9-11	2	1	4	0	4	12
at South Alabama	*	32	7-7	0-0	1-4	3-7-10	1	1	2	1	0	15
at TCU	*	34	12-18	0-0	7-8	7-8-15	1	1	4	1	2	31
BETHUNE-COOKMAN	*	31	7-10	0-0	2-3	5-8-13	4	2	1	0	4	16
JACKSONVILLE ST.	*	30	7-13	0-0	6-8	6-4-10	2	1	5	1	3	20
at Vanderbilt	*	30	5-10	0-0	4-4	1-9-10	3	2	1	0	3	14
ARKANSAS	*	30	2-4	0-0	2-3	4-9-13	3	6	5	1	2	6
FLORIDA	*	28	4-8	0-0	2-2	7-3-10	3	2	2	0	1	10

ALABAMA
at Georgia
OLE MISS
at Kentucky
at Mississippi State
VANDERBILT
at Alabama
at South Carolina
LSU
MISSISSIPPI STATE
at Texas A&M
at Missouri
TENNESSEE

THOMPSON'S CAREER STATISTICS

Season	gp-gs	min/avg	Total		3-Point		F-Throws		Rebounds				Scoring							
			fg-fga	pct	fg-fga	pct	ft-fta	pct	off	def	tot	avg	pf	fo	ast	to	blk	stl	pts	avg
2017-18	27-27	811/30.0	131-271	.483	0-0	.000	49-87	.563	112	115	227	8.4	63	0	28	66	21	32	311	11.5
2018-19	32-32	996/31.1	153-272	.563	0-0	.000	83-136	.610	143	187	330	10.3	71	1	35	63	20	57	389	12.2
2019-20	14-14	438/31.3	88-138	.638	0-0	.000	62-89	.697	74	93	167	11.9	33	0	26	44	7	26	238	17.0
TOTAL	73-73	2245/30.8	372-681	.546	0-0	.000	194-312	.622	329	395	724	9.9	167	1	89	173	48	115	938	12.8



Erin HOWARD

#24

Sophomore • Guard/Forward • 6-1

Madison, Wis.

Madison East HS

- Career-high 14 points, 4 steals along with 6 rebounds in win at South Alabama; hit career-high 4 3-pointers (12/4)
- Game-tying tip-in at fourth quarter buzzer to force overtime vs. Dayton (11/30)
- Had 9 points, 7 rebounds, 3 assists in 29 minutes off the bench at UAB (11/21)
- Started 17 games, appeared in 29 as a freshman; averaged 3.5 points, 2.9 rebounds in 20.1 minutes/game
- Career-high 12 points on 5-6 shooting (2-2 3FG) in win over #25 Missouri (2/24)
- Made first collegiate start vs. Tennessee (1/3); scored career-high 11 points in 33 minutes
- Hit record-setting 14th Auburn 3-pointer in win at Elon (12/22)
- First Auburn women's basketball player from state of Wisconsin

SEASON HIGHS

Points	14	at South Alabama	12/4/19
Rebounds	7	3x; last vs. Arkansas	1/5/20
Assists	3	at UAB	11/21/19
Blocks	2	2x; last at TCU	12/7/19
Steals	4	2x; last vs. Florida	1/9/20
Field Goals	5	at South Alabama	12/4/19
Field Goal Attempts	11	vs. Middle Tenn.	11/29/19
3-Point Field Goals	4	at South Alabama	12/4/19
3-Point FG Attempts	8	2x; last at Vanderbilt	1/2/20
Free Throws	2	2x; last at Vanderbilt	1/2/20
Free Throw Attempts	2	4x; last at Vanderbilt	1/2/20

Opponent	Start	Min.	FG-A	3PT-A	FT-A	O-D-T	PF	Ast.	TO	Blk.	St.	Pts.
WOFFORD		18	0-3	0-3	0-0	2-1-3	3	0	0	1	1	0
OLD DOMINION		18	2-5	2-4	0-0	0-3-3	2	1	1	1	0	6
at UAB		29	4-9	1-4	0-0	2-5-7	1	3	2	0	2	9
ST. JOSEPH'S		18	0-2	0-1	0-0	1-2-3	0	0	0	0	0	0
vs Middle Tennessee		28	3-11	1-8	0-0	0-6-6	1	2	0	1	3	7
vs. Dayton		34	2-3	0-1	1-2	2-4-6	1	0	0	0	1	5
vs. Drake		30	1-4	0-1	0-1	1-4-5	1	0	2	2	1	2
at South Alabama		26	5-10	4-7	0-0	1-5-6	1	2	1	1	4	14
at TCU		33	3-8	0-4	1-2	1-3-4	2	2	3	2	3	7
BETHUNE-COOKMAN		27	4-9	2-6	2-2	2-5-7	4	1	3	0	0	12
JACKSONVILLE ST.		22	1-5	1-3	0-0	0-0-0	1	0	0	1	0	3
at Vanderbilt		23	4-11	3-8	2-2	0-4-4	4	0	1	0	3	13
ARKANSAS	*	26	2-9	0-5	0-0	2-5-7	1	0	1	0	2	4
FLORIDA	*	32	3-6	3-6	0-0	0-0-0	2	1	1	0	4	9
ALABAMA												
at Georgia												
OLE MISS												
at Kentucky												
at Mississippi State												
VANDERBILT												
at Alabama												
at South Carolina												
LSU												
MISSISSIPPI STATE												
at Texas A&M												
at Missouri												
TENNESSEE												

CAREER HIGHS

Points	14	at South Alabama	12/4/19
Rebounds	8	at Arkansas	2/10/19
Assists	5	at Alabama	1/10/19
Blocks	3	at Arkansas	2/10/19
Steals	4	at South Alabama	12/4/19
Field Goals	5	2x; last at South Alabama	12/4/19
Field Goal Attempts	13	vs. Alabama State	12/29/18
3-Point Field Goals	4	at South Alabama	12/4/19
3-Point FG Attempts	9	vs. Alabama State	12/29/18
Free Throws	2	4x; last at Vanderbilt	1/2/20
Free Throw Attempts	2	6x; last at Vanderbilt	1/2/20

HOWARD'S CAREER STATISTICS

Season	gp-gs	min/avg	Total		3-Point		F-Throws		Rebounds				Scoring							
			fg-fga	pct	fg-fga	pct	ft-fga	pct	off	def	tot	avg	pf	fo	ast	to	blk	stl	pts	avg
2018-19	31-17	624/20.1	42-128	.328	20-79	.253	5-6	.833	26	64	90	2.9	55	0	36	25	17	27	109	3.5
2019-20	14-2	362/25.9	34-95	.358	17-61	.279	6-9	.667	14	47	61	4.4	24	0	12	15	9	24	91	6.5
TOTAL	45-19	986/21.9	76-223	.341	37-140	.264	11-15	.733	40	111	151	3.4	79	0	48	40	26	51	200	4.4



Morgan ROBINSON-NWAGWU

#30

Freshman • Guard • 5-8

Norcross, Ga.

Norcross HS

- Matched season-high with 6 points; also had 3 assists, 3 rebounds, 2 steals vs. Florida (1/9)
- Season-high 6 points along with 3 assists vs. Bethune-Cookman (12/15)
- Recorded 2 rebounds, 2 assists in collegiate debut vs. Wofford (11/6)
- Ranked as No. 28 guard nationally by ESPN
- Named first-team all-state and first-team all-metro by Atlanta Journal-Constitution
- Region 7A Player of the Year and All-Gwinnett County first team
- Averaged 15.3 points, 7.1 rebounds, 4.6 assists, 4.1 steals and 1.1 blocks as high school junior

SEASON/CAREER HIGHS

Points	6	2x; last vs. Florida	1/9/20
Rebounds	4	vs. Old Dominion	11/14/19
Assists	4	at TCU	12/7/19
Blocks	1	2x; last vs. Beth.-Cookman	12/15/19
Steals	3	at Vanderbilt	1/2/20
Field Goals	3	vs. Bethune-Cookman	12/15/19
Field Goal Attempts	12	vs. Florida	1/9/20
3-Point Field Goals	1	2x; last vs. Arkansas	1/5/20
3-Point FG Attempts	5	vs. Florida	1/9/20
Free Throws	3	at TCU	12/7/19
Free Throw Attempts	4	3x; last at TCU	12/7/19

Opponent	Start	Min.	FG-A	3PT-A	FT-A	O-D-T	PF	Ast.	TO	Blk.	St.	Pts.
WOFFORD		13	0-4	0-0	0-0	0-2-2	1	2	3	0	1	0
OLD DOMINION		7	0-4	0-0	0-0	2-2-4	0	0	2	0	0	0
at UAB		6	1-1	0-0	0-0	0-0-0	1	1	2	1	0	2
ST. JOSEPH'S		10	1-4	0-0	0-0	1-1-2	2	1	0	0	0	2
vs Middle Tennessee		18	0-4	0-0	1-4	0-3-3	2	2	4	0	1	1
vs. Dayton		13	0-1	0-0	0-0	0-0-0	3	1	0	0	1	0
vs. Drake		17	1-2	0-0	0-0	1-0-1	2	3	0	0	1	2
at South Alabama		19	0-2	0-0	2-4	0-1-1	3	2	4	0	0	2
at TCU		18	0-0	0-0	3-4	0-3-3	5	4	4	0	0	3
BETHUNE-COOKMAN		22	3-5	0-0	0-0	1-0-1	0	3	0	1	0	6
JACKSONVILLE ST.		14	1-2	1-1	0-0	0-1-1	1	0	3	0	1	3
at Vanderbilt		19	2-3	0-0	0-0	1-1-2	2	2	5	0	3	4
ARKANSAS		13	1-2	1-1	0-0	1-0-1	1	3	1	0	0	3
FLORIDA		18	2-12	0-5	2-3	2-1-3	3	3	3	0	2	6

ALABAMA
 at Georgia
 OLE MISS
 at Kentucky
 at Mississippi State
 VANDERBILT
 at Alabama
 at South Carolina
 LSU
 MISSISSIPPI STATE
 at Texas A&M
 at Missouri
 TENNESSEE

ROBINSON-NWAGWU'S CAREER STATISTICS

Season	gp-gs	min/avg	Total		3-Point		F-Throws		Rebounds					Scoring						
			fg-fga	pct	fg-fga	pct	ft-fa	pct	off	def	tot	avg	pf	fo	ast	to	blk	stl	pts	avg
2019-20	14-0	205/14.6	12-46	.261	2-7	.286	8-15	.533	9	15	24	1.7	26	1	27	31	2	10	34	2.4
TOTAL	14-0	205/14.6	12-46	.261	2-7	.286	8-15	.533	9	15	24	1.7	26	1	27	31	2	10	34	2.4



Natalie KELLY

#35

Sophomore • Forward • 6-3

Albany, La.

Albany HS

- Scored career-high 3 points vs. St. Joseph's (11/24); made only shot attempt
- Has made both shots attempted so far this season (11/24 vs. SJU; 12/28 vs. JSU)
- Appeared in 12 games as a freshman
- Made first collegiate field goal vs. Louisiana-Lafayette (11/25)
- Made first SEC appearance at Missouri (1/27)
- Ranked as No. 38 post player in nation out of high school, according to ESPN HoopGurlz
- Averaged 17.1 points, 12.1 rebounds, 3.3 steals as high school senior
- Set school record for single-season rebounds with 379 as a junior

SEASON HIGHS

Points	3	vs. St. Joseph's	11/24/19
Rebounds	2	at TCU	12/7/19
Assists			
Blocks			
Steals	1	vs. Florida	1/9/20
Field Goals	1	2x; last vs. Jacksonville St.	12/28/19
Field Goal Attempts	1	2x; last vs. Jacksonville St.	12/28/19
3-Point Field Goals			
3-Point FG Attempts			
Free Throws	1	vs. St. Joseph's	11/24/19
Free Throw Attempts	2	vs. St. Joseph's	11/24/19

Opponent	Start	Min.	FG-A	3PT-A	FT-A	O-D-T	PF	Ast.	TO	Blk.	St.	Pts.
WOFFORD		6	0-0	0-0	0-0	0-0-0	0	0	0	0	0	0
OLD DOMINION						--DNP--						
at UAB						--DNP--						
ST. JOSEPH'S		3	1-1	0-0	1-2	0-0-0	0	0	0	0	0	3
vs Middle Tennessee		4	0-0	0-0	0-0	0-0-0	2	0	0	0	0	0
vs. Dayton						--DNP--						
vs. Drake		2	0-0	0-0	0-0	0-0-0	1	0	0	0	0	0
at South Alabama		3	0-0	0-0	0-0	0-1-1	1	0	0	0	0	0
at TCU		4	0-0	0-0	0-0	0-2-2	0	0	0	0	0	0
BETHUNE-COOKMAN		3	0-0	0-0	0-0	0-1-1	0	0	0	0	0	0
JACKSONVILLE ST.		1	1-1	0-0	0-0	1-0-1	0	0	0	0	0	2
at Vanderbilt		1	0-0	0-0	0-0	0-0-0	0	0	0	0	0	0
ARKANSAS		2	0-0	0-0	0-0	0-0-0	0	0	0	0	0	0
FLORIDA		1	0-0	0-0	0-0	1-0-1	0	0	1	0	1	0
ALABAMA												
at Georgia												
OLE MISS												
at Kentucky												
at Mississippi State												
VANDERBILT												
at Alabama												
at South Carolina												
LSU												
MISSISSIPPI STATE												
at Texas A&M												
at Missouri												
TENNESSEE												

SEASON/CAREER HIGHS

Points	3	vs. St. Joseph's	11/24/19
Rebounds	3	2x; last vs. Alabama State	12/29/18
Assists			
Blocks	1	2x; last vs. Alabama State	12/29/18
Steals	1	3x; last vs. Florida	1/9/20
Field Goals	1	2x; last vs. St. Joseph's	11/24/19
Field Goal Attempts	2	vs. UL-Lafayette	11/25/18
3-Point Field Goals			
3-Point FG Attempts			
Free Throws	1	4x; last vs. St. Joseph's	11/24/19
Free Throw Attempts	2	5x; last vs. St. Joseph's	11/24/19

KELLY'S CAREER STATISTICS

Season	gp-gs	min/avg	Total		3-Point		F-Throws		Rebounds				Assists			Steals			Scoring	
			fg-fga	pct	fg-fga	pct	ft-fta	pct	off	def	tot	avg	pf	fo	ast	to	blk	stl	pts	avg
2018-19	12-0	49/4.1	1-5	.200	0-0	.000	3-8	.375	6	4	10	0.8	4	0	0	8	2	2	5	0.4
2019-20	11-0	31/2.8	2-2	1.000	0-0	.000	1-2	.500	2	4	6	0.5	4	0	0	1	0	1	5	0.5
TOTAL	23-0	80/3.5	3-7	.429	0-0	.000	4-10	.400	8	8	16	0.7	8	0	0	9	2	3	10	0.4

Game 1: Nov. 6, 2019 Auburn 84, Wofford 82 Auburn Arena Auburn, Ala.

Official Basketball Box Score -- Game Totals -- Final Statistics
Wofford vs Auburn
11/06/19 6:00 pm at Auburn Arena -- Auburn, Ala.

#	Player	Total			3-Pr			Rebounds			PF	TP	A	T	Bk	Stl	Min						
		FG	FGA	FT	FTA	Off	Def	Total	Off	Def								Total					
12	Jamari McDavid	2	8	0	0	3	4	4	4	7	0	3	1	0	25								
14	Lilly Hatton	1	6	0	0	2	2	2	2	4	4	0	0	2	20								
01	Chloe Wankink	0	10	21	0	0	2	5	7	1	28	2	2	0	1	38							
03	Cairo Booker	0	4	9	0	3	5	6	2	2	13	6	2	0	4	37							
35	Da'Ja Green	0	9	15	5	8	2	1	2	3	25	3	2	0	0	33							
02	Niyah Lutz	0	2	0	0	2	2	1	0	2	1	0	0	0	0	33							
20	Elena Pulanco	0	0	0	0	0	0	0	0	0	0	1	0	0	3								
21	Alexis Tomlin	0	2	0	0	0	1	2	3	5	0	1	0	0	15								
23	Lawren Cook	0	1	0	0	0	0	0	0	4	5	0	0	1	14								
25	Jamie Grob	0	0	0	0	0	0	0	0	2	0	0	1	0	5								
Team		26-64		13-30		17-20		12		22		34		82		13		5		6		200	

1st FG %:	5.17	29.4%	2nd:	4.13	38.8%	3rd:	7.17	41.2%	4th:	10.17	58.8%	Game:	26.64	49.6%	Deadball
3Pt %:	1.8	12.3%	3-6	39.0%	4-9	44.4%	5-7	71.4%	6-8	33.8	43.3%	Rebounds			
FT %:	0.0	0.0%	2-2	100.0%	6-8	75.0%	9-10	90.0%	17-20	85.0%	0				

Auburn 84 • 1-0-0-0 SEC

#	Player	Total			3-Pr			Rebounds			PF	TP	A	T	Bk	Stl	Min						
		FG	FGA	FT	FTA	Off	Def	Total	Off	Def								Total					
10	Kiyae' White	1	4	0	0	2	9	11	1	2	4	2	0	1	17								
20	Unique Thompson	9	13	0	0	7	6	13	3	25	1	3	0	2	30								
00	Daisa Alexander	0	6	12	1	3	9	14	1	5	6	2	3	0	2	33							
03	Annie Hughes	0	4	5	1	1	2	2	0	3	10	4	0	0	3	30							
05	Brooke Moore	0	6	16	1	2	1	2	1	2	1	1	1	2	36								
04	Abigayle Jackson	2	5	0	1	1	2	3	5	0	1	0	0	0	7								
12	Maliya Perry	2	3	1	1	0	1	0	1	5	1	0	0	0	11								
24	Erin Howard	0	3	0	0	0	2	1	3	0	0	0	1	1	19								
30	M. Robinson-Nwagwu	0	4	0	0	0	0	2	2	1	0	2	3	0	1	12							
25	Natalie Kelly	0	0	0	0	0	0	0	0	0	0	0	0	0	6								
Team		30-65		4-16		20-30		19		28		47		84		15		14		2		200	

1st FG %:	4.16	25.0%	2nd:	9.19	47.4%	3rd:	10.18	55.6%	4th:	10.18	55.6%	Game:	30.65	49.2%	Deadball
3Pt %:	0.5	6.0%	2-6	33.3%	2-4	50.0%	0-1	0.0%	4-8	25.0%	9				
FT %:	3.4	75.0%	4-7	57.1%	1-2	50.0%	13-17	70.6%	30-38	66.7%	4	1			

Officials: Iyeyinna Seales,Kate Lukanch,Felicia Grinter
Technical fouls: Wofford-None, Auburn-None.
Attendance: 1638

Score by periods	1st	2nd	3rd	4th	Total
Wofford	11	13	24	34	82
Auburn	11	24	23	26	84

Last FG - Wofford 4th-00:00, AU 4th-01:19.
Largest lead - Wofford by 4, 1st-09:16, AU by 7 3rd-05:39.
Wofford led for 07:13, AU led for 27:38. Game was tied for 05:09.

AUBURN-- Junior Unique Thompson and senior Daisa Alexander combined for 47 points, and the Auburn women's basketball team held off a late rally to earn an 84-82 win over Wofford Wednesday night to open the 2019-20 season.

The Tigers (1-0) led by as many as 17 points midway through the third quarter but saw the Terriers (0-1) storm back to take the lead just nine minutes later. But strong rebounding and free-throw shooting down the stretch allowed Auburn to withstand a second-half 3-point barrage from Wofford.

Thompson picked up where she left off with her 21st career double-double, scoring 25 points and pulling down 11 rebounds. Alexander finished with 22 points and was 9-of-12 at the free-throw line, including a 7-of-8 mark in the fourth quarter.

Sophomore Brooke Moore scored 15 points in her first career start, and freshman Annie Hughes finished with 10 points, a team-high four assists and two steals. Sophomore Kiyae' White pulled down a career-high nine rebounds as she started for the first time.

Three freshmen made their Auburn debuts. Hughes started and played just under 30 minutes, and Maliya Perry and Morgan Robinson-Nwagwu saw 11 minutes each off the bench.

Auburn shot 46.9 percent for the game (30-of-64) and was 20-of-28 at the free-throw line. The Tigers out-rebounded the Terriers 43-32, including 17 offensive rebounds that led to 22 second-chance points. Auburn also controlled the paint, outscoring Wofford inside 38-18. The Terriers, shot 48.1 percent from 3-point range, hitting 13-of-27 attempts from long range, including 9-of-16 in the second half.

After the teams finished the first 10 minutes tied 11-11, Auburn outscored Wofford in the second quarter 24-13 to take a 35-24 lead at the break. An 11-4 run over the first 5:13 of the third quarter pushed the Tigers' advantage to as many as 17 at 51-34. Auburn saw its lead shrink a bit by the end of the quarter but still took a 58-48 lead to the final 10 minutes.

Game 2: Nov. 14, 2019 Old Dominion 89, Auburn 77 Auburn Arena Auburn, Ala.

Official Basketball Box Score -- Game Totals -- Final Statistics
Old Dominion vs Auburn
11/14/19 6:00 pm at Auburn Arena -- Auburn, Ala.

#	Player	Total			3-Pr			Rebounds			PF	TP	A	T	Bk	Stl	Min						
		FG	FGA	FT	FTA	Off	Def	Total	Off	Def								Total					
23	Amari Young	7	25	0	1	2	4	0	5	5	2	6	0	4	2	22							
25	Ashley Scott	0	0	0	0	0	0	0	0	0	2	0	0	0	0	21							
03	Aljah Wayne	0	14	20	6	8	1	2	3	35	1	2	0	4	29								
09	Victoria Morris	0	6	11	5	9	3	5	0	2	2	4	20	2	1	0	28						
11	Victoria Adams	0	5	7	2	3	0	1	0	2	2	12	5	4	0	25							
01	Mariah Edwards	0	1	0	1	0	0	0	2	2	2	0	6	1	0	27							
04	Aziah Hudson	1	4	1	4	0	0	0	0	0	0	0	0	0	11								
12	Amaya Register	2	3	0	1	5	6	0	2	2	1	9	1	2	0	14							
24	Dejah Carter	0	0	0	0	0	0	0	0	0	1	0	0	0	2								
31	Marie Reichert	2	3	0	1	0	0	0	1	0	1	3	4	1	0	21							
Team		32-54		14-28		11-18		6		22		28		89		16		15		3		200	

1st FG %:	9.17	52.9%	2nd:	5.13	45.5%	3rd:	9.16	56.3%	4th:	9.10	90.0%	Game:	32.54	59.3%	Deadball
3Pt %:	0.0	0.0%	3-6	50.0%	4-4	100.0%	0-1	0.0%	3-8	37.5%	11-18	61.1%	Rebounds		
FT %:	1.2	50.0%	4-4	100.0%	0-1	0.0%	0-1	0.0%	11-18	61.1%	5				

Auburn 77 • 1-1-0-0 SEC

#	Player	Total			3-Pr			Rebounds			PF	TP	A	T	Bk	Stl	Min						
		FG	FGA	FT	FTA	Off	Def	Total	Off	Def								Total					
10	Kiyae' White	1	4	0	0	1	3	4	3	5	0	0	0	0	20								
20	Unique Thompson	9	6	0	0	3	8	7	10	2	13	2	2	0	30								
00	Daisa Alexander	5	16	2	5	5	6	1	3	4	4	17	2	3	0	28							
03	Annie Hughes	0	5	7	1	1	2	3	4	1	12	1	0	0	2	35							
05	Brooke Moore	0	3	9	2	6	7	7	1	0	1	15	2	0	2	24							
04	Abigayle Jackson	1	1	0	0	0	0	1	1	1	2	0	0	0	10								
12	Maliya Perry	0	1	0	0	0	0	0	1	1	0	0	0	0	7								
24	Erin Howard	0	3	0	0	0	0	0	0	0	0	0	0	0	17								
30	M. Robinson-Nwagwu	2	5	2	4	0	0	0	0	3	2	6	1	1	1	18							
25	Natalie Kelly	0	0	0	0	0	0	0	2	2	4	0	0	0	0	7							
Team		26-60		8-19		17-28		16		34		19		77		9		14		2		200	

1st FG %:	7.10	70.0%	2nd:	5.13	38.5%	3rd:	6.19	42.1%	4th:	6.18	33.3%	Game:	26.60	43.3%	Deadball
3Pt %:	1.3	33.3%	2-4	50.0%	3-6	50.0%	2-5	40.0%	8-9	42.1%	7				
FT %:	6.8	75.0%	6-8	75.0%	2-2	100%	1-1	100%	17-28	60.7%	7	1			

Officials: Karleena Tobin,Angel Stanton,Tina Napier
Technical fouls: Old Dominion-None, Auburn-None.
Attendance: 1635

Score by periods	1st	2nd	3rd	4th	Total
Old Dominion	24	17	19	29	89
Auburn	21	18	19	19	77

Last FG - ODU 4th-03:30, AU 4th-00:26.
Largest lead - ODU by 16, 4th-03:30, AU by 2 1st-07:02.
ODU led for 37:13, AU led for 00:45. Game was tied for 01:44.

AUBURN-- Auburn had four players in double figures, but a fourth-quarter surge from Old Dominion led the Monarchs to an 89-77 win over the Tigers in women's basketball action at Auburn Arena Thursday night.

The Tigers (1-1) trailed by just two points at the end of the third quarter, but Old Dominion (2-0) could scarcely miss in the final 10 minutes, shooting 90 percent (9-of-10) in the fourth period and 5-of-5 on 3-pointers to break open what had been a tight game.

Senior Daisa Alexander finished with 17 points and four steals to lead the Tigers. Junior Unique Thompson picked up her second double-double in as many games with a 13-point, 10-rebound performance that saw her go 5-of-6 from the floor.

Sophomore Brooke Moore recorded her second straight 15-point game and remained perfect at the free-throw line for her career, going 7-for-7. And freshman Annie Hughes scored 12 points and had two steals.

As a team, the Tigers shot 43.3 percent from the field (26-60) and hit 8-of-19 3-point attempts (42.1%). Auburn also out-rebounded the Monarchs 34-28. But Old Dominion shot a blistering 59.3 percent from the field and 50 percent (14-of-28) from 3-point range.

The Monarchs, who were just 1-of-13 from 3-point range in their first game, hit 8-of-17 from long range in the first half alone to lead most of the opening half and take a 41-39 lead at the break. Auburn led briefly in the second quarter when Hughes put back a missed free throw to give the Tigers a 33-32 advantage with 6:01 to play.

ODU jumped back ahead by as many as 10 points midway through the third quarter, but the Tigers closed the period on an 8-0 run, punctuated by a pair of 3-pointers from Erin Howard, to head to the fourth quarter down by just two at 60-58. After an Alexander free throw got Auburn within one 16 seconds into the fourth, the Monarchs missed just one shot the entire period and went on a 25-10 run over the next six-plus minutes to build a 16-point lead and secure the road win.

Game 3: Nov. 21, 2019 UAB 80, Auburn 75 Bartow Arena Birmingham, Ala.

Official Basketball Box Score -- Game Totals -- Final Statistics
Auburn vs UAB
11/21/19 8:00 p.m. at Birmingham, Ala. Bartow Arena

#	Player	Total			3-Pr			Rebounds			PF	TP	A	T	Bk	Stl	Min
		FG	FGA	FT	FTA	Off	Def	Total	Off	Def							
00	Daisa Alexander	9	14	2	3	0	1	2	2	2	2	4	2	0	30		
03	Annie Hughes	1	4	0	1	0	0	1	1	1	3	2	3	0	1	29	
05	Brooke Moore	3	8	4	2	2	0	1	1	2	8	1	1	0	23		
13	Lauren Hansen	1	7	0	2	1	0	1	3	3	3	1					

Game 4: Nov. 24, 2019
Auburn 66, St. Joseph's 62
Auburn Arena
Auburn, Ala.

Official Basketball Box Score -- Game Totals -- Final Statistics
 Saint Joseph's vs Auburn
 11/24/19 6:30 pm at Auburn Arena -- Auburn, Ala.

Saint Joseph's 62 • 2-3-0-A-10

#	Player	Total		3-Ptr		Rebounds		PF	TP	A	TO	Bk	Stl	Min	
		FG	FGA	FT	FTA	Off	Def								
22	Gabby Smalls	1	9-10	0-0	1-2	4	4	8	3	19	0	2	0	1	25
33	Katie Mayock	1	3-7	0-0	0-2	1	2	3	5	6	1	1	2	1	26
13	Mary Sheehan	0	6-9	3-5	0-0	2	4	6	3	15	1	3	1	2	31
14	Katie Jecot	0	2-12	1-6	4-4	0	1	1	2	9	4	3	0	0	38
22	Devayne Newman	0	0-6	0-3	0-0	0	3	2	0	2	0	0	0	0	35
03	Nalaih Delinois	0	0-0	0-0	0-0	0	0	0	0	0	0	0	0	0	4
04	Kalilah Henderson	0	2-4	0-0	5-5	0	2	2	9	0	1	0	1	1	12
15	Rachel Gartner	0	0-0	0-0	0-0	0	2	2	0	0	0	0	0	0	4
31	Claire Meila	0	2-6	0-1	0-1	0	6	6	3	4	7	2	0	0	25
Team		24-54		4-15		10-15		8-26		34		20		62	
Totals		24-54		4-15		10-15		8-26		34		20		62	

1st FG %: 1-19 36.8% 2nd: 4-9 44.4% 3rd: 7-13 53.8% 4th: 6-13 46.2% Game: 24-54 44.4% Deadball
 3FG %: 2-5 40.0% 1-3 33.3% 1-3 33.3% 4-5 80.0% 4-15 26.7% Rebounds
 FT %: 2-2 100.0% 2-4 50.0% 4-5 80.0% 4-5 80.0% 11-21 52.4%

Auburn 66 • 2-2-0-0-SEC

#	Player	Total		3-Ptr		Rebounds		PF	TP	A	TO	Bk	Stl	Min	
		FG	FGA	FT	FTA	Off	Def								
10	Kiyae White	1	3-4	0-0	0-8	0	3	2	12	1	0	1	1	26	
20	Unique Thompson	1	5-10	0-0	7-10	7	5	12	2	17	5	4	0	1	34
00	Daisa Alexander	0	3-13	0-1	2-4	0	2	2	8	3	0	0	0	23	
06	Brooke Moore	0	0-8	0-4	1-4	2	2	4	2	1	1	0	0	20	
13	Lauren Hansen	0	6-10	4-6	2-2	0	1	1	2	18	2	3	0	4	35
02	Sania Wells	0	0-2	0-0	0	3	3	1	0	1	0	0	0	5	
03	Annie Hughes	0	2-4	1-2	0-0	1	3	4	1	5	0	0	0	19	
24	Erin Howard	0	0-2	0-1	0-0	1	2	3	0	0	0	0	0	17	
30	M. Robinson-Nwagwu	0	1-4	0-0	0-0	1	1	2	2	1	0	0	0	9	
35	Natalie Kelly	0	1-1	0-0	1-2	0	0	0	3	0	0	0	0	3	
Team		21-58		5-14		19-30		14		66		14		8	
Totals		21-58		5-14		19-30		14		66		14		8	

1st FG %: 6-16 37.5% 2nd: 5-14 35.7% 3rd: 3-16 18.8% 4th: 7-12 58.3% Game: 21-58 37.5% Deadball
 3FG %: 3-5 60.0% 1-3 33.3% 1-3 33.3% 4-5 80.0% 4-15 26.7% Rebounds
 FT %: 2-2 100.0% 2-4 50.0% 4-5 80.0% 4-5 80.0% 11-21 52.4%

Officials: Natasha Camy, Dawn Marsh, Bill Larence
 Technical fouls: Saint Joseph's-None, Auburn-None
 Attendance: 1796

Score by periods	1st	2nd	3rd	4th	Total
Saint Joseph's	13	11	17	16	62
Auburn	15	17	13	21	66

Last FG - SJU 4th-02:58, AU 4th-01:16.
 Largest lead - SJU by 6:35 @ 01:34, AU by 6:4th-05:32.
 SJU led for 06:35, AU led for 26:32. Game was tied for 06:27.

AUBURN-- Career nights from redshirt sophomore Kiyae White and freshman Lauren Hansen and a pair of late defensive stops led the Auburn women's basketball team to a 66-62 win over St. Joseph's at Auburn Arena Sunday night.

The Tigers (2-2) snapped a two-game skid with their best defensive effort of the season, turning 14 turnovers by St. Joseph's (2-3) into 17 turnovers and limiting the Hawks to just four 3-pointers on 15 attempts.

Hansen, making her second career start, led Auburn with a career-high 18 points on 6-of-10 shooting, including a 4-for-6 night from 3-point range. Hansen also led the Auburn defensive effort with a game-high four steals. White also shattered her previous career-high with a 12-point effort, going 3-for-4 from the floor and 6-of-8 at the free-throw line.

Junior Unique Thompson made it 4-for-4 this season on double-doubles with a 17-point, 12-rebound night. Dating back to the final game of last season, Thompson has five consecutive double-doubles, a feat not accomplished by an Auburn player since Le'Coie Willingham in 2004. Thompson also led the Tigers with five assists.

Senior Daisa Alexander had eight points, three assists and two steals, and freshman Annie Hughes added five points and four rebounds off the bench.

As a team, the Tigers shot a season-low 36.2 percent from the field but got to the free-throw line 30 times for the second time this season, making 19. Auburn also out-rebounded St. Joe's 40-34 and had just 10 turnovers, a season-low.

A tough offensive third period for both teams ended with St. Joseph's holding a 46-45 lead. But the Tigers used several defensive stops and got timely shots from Hansen, Hughes and Morgan Robinson-Nwagwu to build a six-point lead at 64-58 with 1:16 to play. A pair of trips to the free-throw line for St. Joe's allowed the Hawks to cut the advantage to two points inside of 30 seconds, but the Tigers forced a turnover on the Hawks' next possession before a pair of Thompson free throws sealed the win.

Game 5: Nov. 29, 2019
Middle Tennessee 73, Auburn 50
Hertz Arena
Estero, Fla.

Official Basketball Box Score -- Game Totals -- Final Statistics
 Middle Tennessee vs Auburn
 11/29/19 11:00 am at Estero, Fla. (Hertz Arena)

Middle Tennessee 73 • 5-1

#	Player	Total		3-Ptr		Rebounds		PF	TP	A	TO	Bk	Stl	Min	
		FG	FGA	FT	FTA	Off	Def								
23	Courtney Whitson	1	0-7	0-3	0-0	1	6	7	2	0	0	1	0	1	30
01	Kristy Savage	1	4-8	0-1	1-2	3	10	13	3	9	1	0	1	2	35
05	Anastasia Hayes	0	5-11	0-1	1-3	0	2	2	1	11	5	6	0	3	36
02	Taylor Sutton	0	9-17	6-12	3-4	0	2	2	27	2	2	0	4	33	
11	Aislynn Hayes	0	6-12	4-10	4-8	2	4	6	20	2	4	1	2	38	
03	Taylor Lewis	0	0-0	0-0	0-0	0	0	0	0	0	0	0	1	0	2
05	Kiya Turner	0	0-0	0-0	1-2	0	0	0	1	1	0	0	0	4	
23	Alexis Whittington	0	2-5	0-2	0-0	1	1	2	4	2	1	0	0	15	
24	Amanda Whittington	0	0-0	0-0	1-2	0	3	3	1	0	1	0	0	2	
45	Shaynya Payne	0	0-0	0-0	0-0	0	1	1	2	0	1	0	0	5	
Team		0-0		0-0		0-0		0-0		0-0		0-0		0-0	
Totals		26-60		10-29		11-21		7-29		36		14		73	

1st FG %: 10-18 55.6% 2nd: 6-17 35.3% 3rd: 5-13 38.5% 4th: 5-12 41.7% Game: 26-60 43.3% Deadball
 3FG %: 1-4 25.0% 2-7 28.6% 3-5 60.0% 3-7 42.9% 10-29 34.5% Rebounds
 FT %: 0-0 0.0% 2-4 50.0% 4-8 50.0% 5-9 55.6% 11-21 52.4%

Auburn 50 • 2-3

#	Player	Total		3-Ptr		Rebounds		PF	TP	A	TO	Bk	Stl	Min	
		FG	FGA	FT	FTA	Off	Def								
10	Kiyae White	1	2-7	0-0	1-2	1	1	2	2	5	0	1	0	23	
20	Unique Thompson	1	6-9	0-0	3-4	6	4	10	2	15	0	4	0	28	
00	Daisa Alexander	0	2-6	0-0	2-2	1	1	2	2	6	0	0	0	24	
06	Brooke Moore	0	4-11	3-10	0-0	0	2	2	11	1	5	0	0	30	
13	Lauren Hansen	0	0-0	0-0	0-0	0	0	5	0	5	0	0	1	12	
02	Sania Wells	0	1-1	0-0	1-2	0	1	1	2	3	3	1	0	13	
03	Annie Hughes	0	0-4	0-2	2-4	0	3	3	2	0	1	0	0	20	
24	Erin Howard	0	2-2	0-0	0-0	0	6	6	1	7	2	0	1	3	
30	M. Robinson-Nwagwu	0	0-4	0-0	1-4	0	3	3	2	1	2	4	0	1	
35	Natalie Kelly	0	0-0	0-0	0-0	0	0	0	2	0	0	0	0	4	
Team		0-0		0-0		0-0		0-0		0-0		0-0		0-0	
Totals		18-53		4-20		10-18		8-21		29		22		50	

1st FG %: 8-10 80.0% 2nd: 5-13 38.5% 3rd: 4-12 33.3% 4th: 6-18 33.3% Game: 18-53 34.0% Deadball
 3FG %: 1-4 25.0% 1-6 16.7% 2-6 33.3% 4-5 80.0% 4-9 44.4% Rebounds
 FT %: 0-0 0.0% 1-2 50.0% 7-12 58.3% 2-4 50.0% 10-18 55.6%

Officials: Doug Knight, Kevin Pethel, Tiara Cruse
 Technical fouls: Middle Tennessee-None, Auburn-None
 Attendance: 313

Score by periods	1st	2nd	3rd	4th	Total
Middle Tennessee	24	15	15	19	73
Auburn	7	12	17	14	50

Last FG - MT 4th-05:39, AU 4th-00:07.
 Largest lead - MT by 26 4th-06:37, AU None.
 MT led for 38:57, AU led for 00:00. Game was tied for 00:50.

ESTERO, Fla.-- Junior Unique Thompson picked up her fifth double-double in as many games, but the Auburn women's basketball team could never get going in a 73-50 loss to Middle Tennessee Friday morning to open the Gulf Coast Showcase.

A sloppy start to the game put the Tigers (2-3) in a big early hole, and Auburn was never able to climb out. Middle Tennessee (5-1) took advantage of 15 first-half Auburn turnovers to build a 21-point halftime lead, and Auburn was unable to make enough headway in the second half to get within striking distance.

Thompson finished with 15 points and 10 rebounds to give her six straight double-doubles going back to last season. Sophomore Brooke Moore was the only other Tiger in double-figures with 11 points.

Auburn shot a season-low 34.0 percent from the field (18-53) and was 4-of-20 from 3-point range. The Tigers also turned the ball over 23 times, leading to 19 MTSU points. Auburn did get 11 second-chance points off eight offensive rebounds, but the Tigers were out-rebounded for the first time this season, 36-29. The Blue Raiders also hit 10 3-pointers.

Middle Tennessee forced nine Auburn turnovers in the first quarter, and the Tigers hit just 3-of-10 shots as the Blue Raiders jumped out to a 24-7 lead. Things got slightly better in the second quarter, but ball control still proved to be an issue as MTSU took advantage of 15 first-half turnovers to lead 40-19 at the half. Auburn would get no closer than 16 points the rest of the way.

Taylor Sutton led MTSU with 27 points, followed by Aislynn Hayes with 20.

Score tied - 0 times.
 Lead changed - 0 times.

Game 6: Nov. 30, 2019
Auburn 76, Dayton 74 (OT)
Hertz Arena
Estero, Fla.

Official Basketball Box Score -- Game Totals -- Final Statistics
 Dayton vs Auburn
 11/30/19 11:00 am at Estero, Fla. (Hertz Arena)

Dayton 74 • 3-5

#	Player	Total		3-Ptr		Rebounds		PF	TP	A	TO	Bk	Stl	Min	
		FG	FGA	FT	FTA	Off	Def								
05	Whitehead,Kyla	1	2-6	0-0	1-2	2	4	5	3	4	1	3	0	1	28
13	Chandler,Julia	1	6-9	0-1	1-2	5	5	10	5	13	0	0	2	0	28
01	Bradshaw,Arion	0	1-4	0-3	1-2	2	1	3	1	3	1	3	1	0	18
04	Fowler,Shakela	0	5-12	0-0	6-6	1	8	9	3	16	6	8	0	0	42
42	Scalfie,Jayla	0	7-15	4-11	1-2	0	2	2	19	5	3	0	2	40	
03	Ward,Brittany	0	0-0	0-0	0-0	0	2	2	3	0	0	0	0	0	13
12	Gascone,Jenna	0	0-3	0-1	0-0	0	0	0	0	0	0	0	0	0	14
21	Whalen,Erin	0	7-14	5-9	0-2	4	4	3	19	0	1	0	0	37	
22	Wimmoth,Jordan	0	2-0	0-0	0-0	0	0	0	0	0	0	0	0	0	4
23	Perez,Maniah	0	0-0	0-0	0-0	0	0	0	0	0	0	0	0	0	1
Team		0-0													

Game 7: Dec. 1, 2019 Drake 83, Auburn 82 Hertz Arena Estero, Fla.

Official Basketball Box Score -- Game Totals -- Final Statistics
Drake vs Auburn
12/1/19 1:30 pm at Estero, Fla. (Hertz Arena)

#	Player	Total			3-Pr			Rebounds			PF	TP	A	T	Bk	Stl	Min
		FG	FGA	FT	FTA	Off	Def	Total	Off	Def							
12	Rose,Brenni	3	6	0	2	3	0	1	1	1	9	8	1	0	2	27	
50	Rhine,Sara	8	12	1	6	6	1	5	6	0	22	0	1	0	0	28	
02	Monahan,Maddie	0	3	0	2	0	0	0	0	2	0	2	0	0	1	22	
05	Hittner,Becca	3	12	1	7	3	4	0	3	3	1	10	2	0	1	26	
11	Collier,Kierra	7	9	1	3	0	0	1	1	2	15	3	5	0	0	27	
15	Woodridge,Allie	2	3	1	1	0	0	1	1	2	5	1	4	0	1	16	
22	Fuiler,Hannah	0	0	0	0	0	0	0	0	0	0	0	1	0	1	8	
23	Negaard,Maggie	6	8	3	5	0	0	1	1	12	4	2	0	0	1	19	
31	Burch,Monica	3	0	0	0	0	0	2	5	7	2	4	0	0	0	17	
34	Guelidner,Sarah Beth	1	4	0	0	0	0	0	0	0	3	0	0	0	0	6	
42	Sain,Maggie	0	0	0	0	0	0	0	1	2	0	0	1	0	0	4	
Team		0		0		0		0		0		0		0		0	
Totals		32	61	7	25	12	13	4	20	24	15	83	20	19	0	10	200
1st FG %		10.0	10.0	50.0	50.0	3rd FG %	50.0	50.0	4th FG %	50.0	50.0	50.0	50.0	50.0	50.0	50.0	50.0
1st FT %		10.0	10.0	100.0	100.0	2nd FT %	10.0	10.0	3rd FT %	10.0	10.0	10.0	10.0	10.0	10.0	10.0	10.0
1st Rebounds		5.6	8.3	3.6	5.6	2nd Rebounds	5.6	8.3	3rd Rebounds	5.6	8.3	4th Rebounds	5.6	8.3	5th Rebounds	5.6	8.3

#	Player	Total			3-Pr			Rebounds			PF	TP	A	T	Bk	Stl	Min
		FG	FGA	FT	FTA	Off	Def	Total	Off	Def							
10	Kiyae' White	2	2	0	2	2	3	0	1	0	0	1	0	0	0	16	
20	Unique Thompson	5	9	0	2	3	2	12	1	1	4	0	4	0	3	32	
02	Daisa Alexander	7	17	4	6	1	2	3	1	24	4	3	0	3	31		
05	Brooke Moore	2	10	1	4	0	3	0	2	5	2	5	0	1	25		
13	Lauren Hansen	8	15	7	14	1	2	0	3	3	2	24	4	2	0	32	
02	Sania Wells	0	0	0	0	0	0	0	0	0	0	0	0	0	4		
03	Annie Hughes	2	3	1	1	0	0	0	0	0	5	3	0	0	11		
24	Erin Howard	1	4	0	1	1	4	5	1	2	0	2	2	1	30		
30	M. Robinson-Nwagwu	1	2	0	0	0	1	0	1	2	3	0	0	0	17		
35	Natalie Kelly	0	0	0	0	0	0	0	0	0	0	0	0	0	2		
Team		0		0		0		0		0		0		0		0	
Totals		28	62	13	29	13	16	0	20	29	14	82	25	2	1	200	
1st FG %		7.1	43.8	2nd FG %	47.1	3rd FG %	66.7	4th FG %	28.6	5th FG %	28.6	45.2	50.0	50.0	50.0	50.0	50.0
1st FT %		25.0	100.0	2nd FT %	100.0	3rd FT %	100.0	4th FT %	100.0	5th FT %	100.0	13.6	81.3	50.0	50.0	50.0	50.0

Officials: Brian Hall, Tiara Cruise, Kylie Galloway
Technical fouls: Drake-None, Auburn-None.
Attendance: 457

Score by periods	1st	2nd	3rd	4th	Total
Drake	26	18	18	21	83
Auburn	18	24	24	16	82

Last FG - DU 4th-02:18, AU 4th-02:02.
Largest lead - DU by 11:02:03-02, AU by 11:3rd-01:29.
DU led for 22:44, AU led for 13:26, Game was tied for 03:41.

ESTERO, Fla.-- Auburn got huge offensive efforts from Daisa Alexander and Lauren Hansen, but the Tigers came up just short in a wild game with Drake Sunday afternoon, falling 83-82 in the fifth-place game of the Gulf Coast Showcase.

The Tigers (3-4) trailed by as many as 11, led by as many as 11, and saw 13 ties and 12 lead changes in an incredibly entertaining game. But a pair of free throws for Drake (6-2) with 7.8 seconds left, coupled with two misses at the other end, left Auburn behind as the clock expired.

Alexander and Hansen each scored 24 points, a career-high for Hansen and one shy of it for Alexander. Hansen made seven 3-pointers on the day, one shy of tying the Auburn single-game record. Both players also finished with four assists, and Alexander added three steals. Unique Thompson kept her double-double streak alive with a 12-point, 11-rebound effort that also included four steals.

Auburn shot 45.2 percent for the game (28-62) and hit 13-of-29 3-pointers (44.8%), coming up one short of the single-game team record. The Tigers were also stellar at the free-throw line, hitting 13-of-16 (81.3%). Auburn forced 19 Drake turnovers, turning those into 24 point.

Drake led 44-42 at the half. A slow start to the third quarter for both teams saw Auburn tie it up at 48-48, then go on a 10-0 run to build a 58-48 advantage on an Alexander 3-pointer with 3:36 left. But a flurry by the Bulldogs in the final 90 seconds cut the lead to four at 66-62 headed to the fourth.

The lead swung wildly in both directions throughout the fourth quarter with both teams leading by as many as 6. Auburn trailed 81-75 with 2:18 to play, but another 3-pointer plus two free throws from Alexander cut it to one at 81-80 with under a minute. Auburn got a stop, then Alexander drew a foul with 15 seconds left and made both free throws to put the Tigers back ahead 82-81. At the other end, Auburn forced a miss but was unable to get the rebound, and a foul with 7.8 seconds left led to two Bulldog free throws. The Tigers had two chances before the buzzer but could not get a shot to fall.

Game 8: Dec. 4, 2019 Auburn 82, South Alabama 62 Mitchell Center Mobile, Ala.

Official Basketball Box Score -- Game Totals -- Final Statistics
Auburn vs South Alabama
12/04/19 7:00 pm at Mitchell Center, Mobile, Ala.

#	Player	Total			3-Pr			Rebounds			PF	TP	A	T	Bk	Stl	Min
		FG	FGA	FT	FTA	Off	Def	Total	Off	Def							
10	Kiyae' White	1	3	0	1	2	3	5	8	2	3	1	1	1	1	19	
20	Unique Thompson	7	7	0	1	4	3	7	10	1	15	1	2	1	0	32	
02	Daisa Alexander	6	10	2	4	0	2	2	4	2	14	1	0	0	0	26	
05	Brooke Moore	7	12	4	6	2	0	1	1	2	20	3	2	0	1	30	
13	Lauren Hansen	4	12	2	7	0	0	1	1	10	4	0	0	0	0	26	
02	Sania Wells	0	1	0	0	0	0	1	1	0	0	2	0	0	0	3	
03	Annie Hughes	2	3	0	0	0	1	0	1	0	4	0	0	0	1	16	
24	Erin Howard	5	10	4	7	0	0	1	5	6	14	2	1	4	26		
30	Morgan Robinson-Nwagwu	0	0	0	0	0	0	1	1	3	2	2	4	0	0	19	
35	Natalie Kelly	0	0	0	0	0	0	1	1	2	0	0	0	0	0	3	
Team		0		0		0		0		0		0		0		0	
Totals		32	60	12	24	6	12	24	36	13	82	16	13	3	7	200	
1st FG %		8.6	50.0	2nd FG %	46.7	3rd FG %	71.3	4th FG %	58.3	5th FG %	62.5	53.3	50.0	50.0	50.0	50.0	50.0
1st FT %		1.3	33.3	2nd FT %	60.0	3rd FT %	50.0	4th FT %	50.0	5th FT %	50.0	50.0	50.0	50.0	50.0	50.0	50.0
1st Rebounds		6.0	8.0	2nd Rebounds	6.0	3rd Rebounds	6.0	4th Rebounds	6.0	5th Rebounds	6.0	6.0	6.0	6.0	6.0	6.0	6.0

#	Player	Total			3-Pr			Rebounds			PF	TP	A	T	Bk	Stl	Min
		FG	FGA	FT	FTA	Off	Def	Total	Off	Def							
22	Buster, Jala	1	3	0	2	0	0	2	2	2	0	4	1	0	0	26	
35	Lewis, Antoinette	5	8	0	0	0	5	6	11	3	10	0	2	0	1	33	
02	Kines, Shatoria	7	16	4	11	0	2	1	3	10	8	2	2	0	1	36	
12	Telemague, Damaya	6	11	1	2	4	0	1	1	15	1	4	0	2	29		
14	Jones, Savannah	5	7	1	1	0	0	3	6	0	13	0	0	0	30		
03	Morrow, Jayla	0	1	0	0	0	0	1	1	0	2	0	0	0	16		
22	Mallard, Jaylen	0	0	0	0	0	0	0	0	0	0	0	0	0	3		
25	Centers, Kennedi	0	1	0	0	0	0	3	3	0	2	0	0	0	18		
45	Lowme, Devyn	2	4	2	4	0	0	1	1	0	6	1	3	0	9		
Team		0		0		0		0		0		0		0		0	
Totals		25	59	10	31	2	4	12	18	30	7	62	12	15	0	4	200
1st FG %		19.0	31.0	2nd FG %	53.8	3rd FG %	53.8	4th FG %	35.7	5th FG %	42.4	50.0	50.0	50.0	50.0	50.0	50.0
1st FT %		1.3	33.3	2nd FT %	50.0	3rd FT %	50.0	4th FT %	50.0	5th FT %	50.0	50.0	50.0	50.0	50.0	50.0	50.0
1st Rebounds		6.0	8.0	2nd Rebounds	6.0	3rd Rebounds	6.0	4th Rebounds	6.0	5th Rebounds	6.0	6.0	6.0	6.0	6.0	6.0	6.0

Officials: Katie Lukanich, Eric Baker, Stacey Jefferson
Technical fouls: Auburn-None, South Alabama-None.
Attendance: 1106

Score by periods	1st	2nd	3rd	4th	Total
Auburn	19	18	19	26	82
South Alabama	15	17	17	13	62

Last FG - Auburn 4th-01:11, USA 4th-00:12.
Largest lead - Auburn by 26:40-03:02, USA by 2:3rd-04:46.
Auburn led for 39:38, USA led for 00:32, Game was tied for 00:20.

MOBILE-- Five players scored in double figures, and an offensive flurry early in the fourth quarter broke the game open as Auburn earned an 82-62 road win at South Alabama Wednesday night.

The Tigers (4-4) used a 16-0 run that spanned the end of the third and start of the fourth quarters to break open what had been a close game throughout. Auburn's long-range shooting was effective for the second straight game as the Tigers hit 12 3-pointers, giving them 25 over their last two contests.

Sophomore Brooke Moore led the Tigers' offensive attack with a season-high 20 points on 7-of-12 shooting, including 4-of-6 beyond the 3-point arc. Erin Howard and Daisa Alexander had 14 points apiece; Howard made a career-high four 3-pointers and also had a career-best four steals.

Unique Thompson grabbed three rebounds in the fourth quarter to extend her double-double streak to nine straight, dating back to last season. She finished with 15 points and 10 rebounds and was 7-of-7 from the floor. Lauren Hansen was Auburn's fifth player in double-figures with 10 points and a team-leading four assists. Kiyae' White added eight rebounds.

As a team, Auburn shot a season-high 53.3 percent from the field (32-60) and was 50 percent (12-24) from 3-point range. The Tigers out-rebounded the Jaguars 36-30 and scored 21 points off 15 USA turnovers.

South Alabama (3-5) led 47-45 with 4:46 to play in the third quarter. But the Tigers' defense held the Jaguars to just one basket over the next eight-plus minutes, out-scoring them 23-2 in that stretch to build a 19-point lead with 7:47 to play. From there, the Tigers cruised, pushing the advantage to as many as 26 before a couple of late defensive lapses let USA cut the final margin to 20.

Auburn never trailed in the first half, taking a 37-32 lead at the break. Moore hit four 3-pointers in the first half with three of those coming in the second quarter as the Tigers extended their lead to as many as eight points. But the Jaguars stayed in the game thanks to 10 second-chance points off eight offensive rebounds in the opening half.

Game 9: Dec. 7, 2019 TCU 80, Auburn 65 Schollmaier Arena Fort Worth, Texas

Official Basketball Box Score -- Game Totals -- Final Statistics
Auburn vs TCU
12/07/19 2:00 pm at

#	Player	Total			3-Pr			Rebounds			PF	TP	A	T	Bk	Stl	Min
		FG	FGA	FT	FTA	Off	Def	Total	Off	Def							
10	Kiyae' White	1	3	0	0	2	3	4	4	2	0	0	0	0	0	3	12
20	Unique Thompson	12	18	0													

Game 10: Dec. 15, 2019

Auburn 74, Bethune-Cookman 56

Auburn Arena
Auburn, Ala.

Official Basketball Box Score -- Game Totals -- Final Statistics
Bethune-Cookman vs Auburn
12/15/19 2:00 pm at Auburn Arena -- Auburn, Ala.

Bethune-Cookman 56 • 6-2,0-0 MEAC		Total		3-Pr		Rebounds		FT-FTA		PF		TP		A To Bk		Stl		Min	
##	Player	FG	FGA	FG%	FT	FTA	FT%	Off	Def	Tot	PF	TP	A	To	Bk	Stl	Min		
2-5	0-0	0-0	0-0	0-0	0-0	0-0	0-0	0-0	0-0	0-0	0-0	0-0	0-0	0-0	0-0	0-0	0-0	0-0	0-0
25	Ciara Thompson	6-13	0-2	0-2	5-3	8	13	2	1	1	0	4	2	1	0	1	28		
05	Armani Walker	0-1	0-0	0-0	0-1	1	0	0	1	0	0	2	1	0	0	0	17		
11	Ashanti Hunt	9	1-2	0-1	6-9	0	1	1	8	1	1	0	0	0	0	0	28		
20	Daniella Hatcher	9	5-12	2-5	4-7	2	1	3	16	1	1	0	1	0	4	30			
01	Camry Harris	3-10	2-8	0-0	1-2	3	0	8	0	0	0	0	0	0	0	24			
03	Kiana Williams	1-3	0-1	0-0	0-1	0	4	2	2	0	1	2	0	0	1	12			
1-3	Morgan Beacham	1-3	1-1	1-2	0-0	0	1	4	0	0	0	0	0	0	1	9			
10	Tania White	0-0	0-0	0-0	0-1	1	0	0	1	0	0	0	0	0	0	2			
12	Tatum Hayes	0-3	0-3	0-0	0-0	1	0	0	0	0	0	0	0	0	0	3			
15	Armani Ball	0-3	0-3	0-0	0-0	0	0	0	0	0	0	0	0	0	0	11			
22	Imani Reid	0-1	0-0	0-0	0-0	0	0	0	0	0	0	0	0	0	0	3			
25	Ashlie Howell	0-0	0-0	0-0	2-5	1	2	1	0	0	0	0	0	0	0	11			
Team		0-0		0-0		0-0		0-0		0-0		0-0		0-0		0-0		0-0	
Totals		19-56	5-24	13-24	13	13	24	8	56	7	11	0	9	20					

1st FG %:	9-15 60.0%	2nd:	4-12 33.3%	3rd:	4-12 33.3%	4th:	3-17 17.6%	Game:	19-56 33.9%	Deadball	
3Pt %:	2-5 40.0%	1-7 14.3%	1-2 50.0%	1-10 10.0%	1-10 10.0%	1-5 20.0%				Rebounds	8
FT %:	1-1 100.0%	3-5 60.0%	3-12 25.0%	4-8 50.0%		13-24 54.2%					

Auburn 74 • 5-5,0-0 SEC

Auburn 74 • 5-5,0-0 SEC		Total		3-Pr		Rebounds		FT-FTA		PF		TP		A To Bk		Stl		Min	
##	Player	FG	FGA	FG%	FT	FTA	FT%	Off	Def	Tot	PF	TP	A	To	Bk	Stl	Min		
10	Kiyae White	1-1	0-0	2-2	1-5	6	3	4	0	4	1	0	1	0	1	14			
20	Unique Thompson	7-10	0-0	2-3	5	8	13	4	16	2	1	0	0	0	31				
00	Daisa Alexander	9	5-10	1-5	0-0	0	4	3	11	2	2	0	0	0	28				
03	Annie Hughes	2-5	1-3	0-0	4	3	7	2	5	2	2	0	0	0	31				
13	Lauren Hansen	4-11	1-6	0-0	0	0	1	5	10	3	5	0	0	0	23				
01	Robyn Benton	9	4-7	2-4	0	1	1	1	10	1	0	2	1	15					
02	Sania Wells	0-1	0-1	0-0	0	0	0	0	0	0	1	0	0	6					
24	Erin Howard	2-6	2-6	2-2	2	7	4	12	1	3	0	0	0	27					
30	M. Robinson-Nwaquu	3-5	0-0	1-0	1	0	1	0	6	3	0	0	0	22					
25	Natalie Kelly	0-0	0-0	0-0	0	1	1	0	0	0	0	0	0	0					
Team		0-0		0-0		0-0		0-0		0-0		0-0		0-0		0-0		0-0	
Totals		30-59	8-25	6-7	16	17	43	22	74	14	19	4	6	20					

1st FG %:	9-15 60.0%	2nd:	6-17 35.3%	3rd:	6-13 46.2%	4th:	3-9 33.3%	Game:	30-59 50.8%	Deadball	
3Pt %:	1-7 14.3%	1-2 50.0%	2-3 66.7%	3-6 50.0%	0-2 0.0%	8-23 34.8%				Rebounds	28
FT %:	3-5 60.0%	3-12 25.0%	4-8 50.0%	0-0 0.0%	0-0 0.0%	6-7 85.7%					

Officials: Kristen Bell, Stephanie Barksdale, Cameron Inouye
Technical Fouls: Bethune-Cookman-None, Auburn-None.
Attendance: 1588

Score by periods	1st	2nd	3rd	4th	Total
Bethune-Cookman	19	12	14	11	56
Auburn	19	17	23	15	74

Last FG - BCU 4th-03:08, AU 4th-02:09
Largest lead - BCU by 5-2nd-07:25, AU by 19-4th-03:46.
BCU led for 06:10, AU led for 29:19. Game was tied for 04:31.

AUBURN-- Five Tigers scored in double-figures as the Auburn women's basketball team pulled away in the second half for a 74-56 win over Bethune-Cookman Sunday afternoon at Auburn Arena.

Auburn (5-5) shot over 65 percent in the second half and overcame a tenacious press by Bethune-Cookman (6-2) to turn a five-point halftime lead into as much as a 19-point advantage to head into the holiday break with a victory.

Junior Unique Thompson led the way with a 16-point, 13-rebound effort that also included a team-leading four steals. She was just one rebound shy of a double-double by halftime; as such, she picked up her NCAA-leading 10th double-double in 10 games and extended her streak to 11 straight games, which leads all active players nationwide.

Erin Howard added 12 points and seven rebounds off the bench, and Daisa Alexander scored 11, bringing her within four points of 1,000 for her career. Lauren Hansen scored 10 points and shared the team lead with three assists. And Robyn Benton, who missed the season's first nine games with injury, scored 10 points and added two blocks in her return to action. Annie Hughes moved back into the starting lineup for Sunday's game and pulled down a season-high seven rebounds along with five points.

For the game, Auburn shot 50.8 percent from the floor (30-59) and held the Wildcats to a 33.9 percent night (19-56), the lowest by an Auburn opponent this year. The Tigers out-rebounded BCU 43-26, their biggest margin of the year, and scored 36 points in the paint to BCU's 20.

Auburn found an offensive rhythm late in the second quarter to turn a five-point deficit into a five-point lead at 36-31 headed to the locker room. The Tigers then started the third quarter on a 16-4 run, extending the advantage to 52-35 with 4:15 to play. A turnover- and foul-plagued cold spell to begin the fourth quarter allowed the Wildcats to cut the Auburn lead to as few as 10 points, but a Hughes 3-pointer with just under six minutes left sparked a 9-0 run to put the game out of reach.

Game 11: Dec. 28, 2019

Auburn 62, Jacksonville State 53

Auburn Arena
Auburn, Ala.

Official Basketball Box Score -- Game Totals -- Final Statistics
Jacksonville St. vs Auburn
12/28/19 2:00 pm at Auburn Arena -- Auburn, Ala.

Jacksonville St. 53 • 4-7,0-0 OVC		Total		3-Pr		Rebounds		FT-FTA		PF		TP		A To Bk		Stl		Min	
##	Player	FG	FGA	FG%	FT	FTA	FT%	Off	Def	Tot	PF	TP	A	To	Bk	Stl	Min		
33	Destiny Elliott	6-13	6-11	3-3	2	4	6	3	21	1	4	0	0	0	30				
15	Chloe Long	0-1	0-0	0-0	0	2	2	0	0	0	3	4	1	1	26				
40	Brittany Webster	0-1	0-0	0-0	0	1	0	0	0	0	1	0	0	0	16				
00	Taylor Hawks	9	3-10	3-6	3-4	1	3	4	3	12	4	4	0	3	26				
11	Kiana Johnson	9	3-5	0-0	1	1	2	1	6	1	6	1	2	36					
05	Nekiyah Thompson	0-2	0-1	2-2	0	1	0	2	1	2	0	0	0	14					
14	McKenna Lawrence	0-1	0-1	0-0	1	2	0	0	1	0	1	0	0	6					
22	Jayla Walker	0-4	0-4	0-0	0	3	0	0	3	0	1	0	0	16					
23	Jessie Day	2-5	2-4	0-0	0	2	2	6	0	1	0	1	1	17					
24	Yarnia Johnson	2-4	2-4	0-0	0	0	0	0	6	1	4	1	1	8					
34	Winnie Kumi	6-1	0-0	0-0	0	1	2	0	0	0	0	0	0	5					
Team		0-0		0-0		0-0		0-0		0-0		0-0		0-0		0-0		0-0	
Totals		16-47	13-31	8-9	7	23	30	14	53	13	27	2	8	20					

1st FG %:	3-10 30.0%	2nd:	3-13 23.1%	3rd:	3-10 30.0%	4th:	7-14 50.0%	Game:	16-47 34.0%	Deadball	
3Pt %:	1-4 25.0%	3-9 33.3%	2-6 33.3%	1-3 33.3%		13-31 41.9%				Rebounds	20
FT %:	0-0 0.0%	2-100.0%	3-4 75.0%	3-100.0%		8-9 88.9%					

Auburn 62 • 6-3,0-0 SEC

Auburn 62 • 6-3,0-0 SEC		Total		3-Pr		Rebounds		FT-FTA		PF		TP		A To Bk		Stl		Min	
##	Player	FG	FGA	FG%	FT	FTA	FT%	Off	Def	Tot	PF	TP	A	To	Bk	Stl	Min		
10	Kiyae White	1-2	0-0	1-2	2	6	8	1	3	1	1	0	2	18					
20	Unique Thompson	7-13	0-0	6-8	6	4	10	2	1	5	1	3	30						
00	Daisa Alexander	9	5-10	0-2	0	6	6	1	10	0	4	0	30						
05	Brooke Moore	9	2-8	1-5	6-6	1	2	11	2	2	0	3	25						
13	Lauren Hansen	9	2-9	2-7	0-0	0	2	2	1	6	3	0	1	26					
01	Robyn Benton	2-5	0-1	0-0	1	2	1	4	1	0	0	1	19						
02	Sania Wells	2-0	0-0	0-0	0	1	0	0	0	1	0	0	3						
03	Annie Hughes	0-0	0-0	0-0	1	0	1	2	0	1	2	0	13						
24	Erin Howard	1-5	1-3	0-0	0	0	0	1	3	0	0	1	21						
30	M. Robinson-Nwaquu	1-2	1-1	0-0	0	1	1	1	3	0	3	0	14						
25	Natalie Kelly	1-1	0-0	0-0	0	1	0	0	2	0	0	0	1						
Team		0-0		0-0		0-0		0-0		0-0		0-0		0-0		0-0		0-0	
Totals		22-55	5-19	13-16	12	24	36	12	62	8	21	2	14	20					

1st FG %:	6-13 46.2%	2nd:	3-15 20.0%	3rd:	6-12 50.0%	4th:	7-15 46.7%	Game:	22-55 40.0%	Deadball	
3Pt %:	2-6 33.3%	2-8 25.0%	1-3 33.3%	0-3 0.0%		5-9 55.6%				Rebounds	20
FT %:	2-3 66.7%	3-75.0%	5-100.0%	3-4 75.0%		13-16 81.3%					

Officials: Saif Esho, Puani Spurlock, Joseph Vesizy
Technical Fouls: Jacksonville-St. None, Auburn-Brooke Moore.
Attendance: 1827

Score by periods	1st	2nd	3rd	4th	Total
Jacksonville St.	7	11	11	24	53
Auburn	16	11	18	17	62

Last FG - JSU 4th-00:13, AU 4th-00:59.
Largest lead - JSU None, AU by 18-4th-04:03.
JSU led for 00:00, AU led for 37:42. Game was tied for 02:10.

AUBURN-- Auburn senior Daisa Alexander scored her 1,000th career point as the Tigers closed out non-conference play with a 62-53 win over Jacksonville State Saturday afternoon at Auburn Arena.

The Tigers (6-5) scored a season-high 27 turnovers, turning those into 27 points, and controlled the paint throughout. Auburn never trailed and led by as many as 18 in the fourth quarter before a late 3-point barrage from the Gamecocks (4-7) cut the final margin to single digits.

Alexander's fadeaway jumper with 39 seconds to play in the third quarter gave her 1,000 career points, making her the 34th Auburn player to reach the milestone. She finished with 10 points, six rebounds and three steals on the day.

Junior Unique Thompson kept her nation-leading double-double streak alive with a 20-point, 10-rebound effort, grabbing her final rebound with less than two minutes to play. She is now 11-for-11 this season and has 12 straight double-doubles, dating back to the final game of last season. Brooke Moore added 11 points and Kiyae White pulled down eight rebounds to aid the Tiger effort.

Auburn shot 40 percent for the game (22-55) and held JSU to 34 percent (16-47) from the floor, but 13 of JSU's 16 made field goals came from 3-point range, including all seven of their made shots in the fourth quarter. The Tigers outrebounded the Gamecocks 36-30 and outscored JSU in the paint 22-2.

Auburn jumped out to an early double

Game 13: Jan. 5, 2020 #20 Arkansas 86, Auburn 70 Auburn Arena Auburn, Ala.

Official Basketball Box Score -- Game Totals -- Final Statistics
Arkansas vs Auburn
01/05/20 1:00 pm at Auburn Arena -- Auburn, Ala.

Arkansas 86 • 13-2,1-1 SEC

#	Player	FG	FGA	FT	FTA	Rebounds			PF	TP	A	TO	Blk	Stl	Min
						Off	Def	Tot							
24	Taylah Thomas	r	4-4	0-0	0-0	0	1	1	2	8	1	2	0	1	21
02	Alexis Tolrefree	g	4-13	2-8	1-2	2	6	8	2	11	1	4	0	3	31
23	Amber Ramirez	g	9-18	7-14	0-0	0	4	4	1	25	1	1	0	1	34
33	Chelsea Dungee	g	6-10	2-2	5-5	1	3	4	0	19	3	3	0	4	33
43	Makayla Daniels	g	4-6	1-2	4-4	0	2	2	4	13	4	2	0	1	27
00	A'Tyanna Gaudin	0-2	0-1	0-0	0-0	0	0	0	1	0	5	2	0	1	13
01	Marquesha Davis	0-0	0-0	0-0	0-0	0	1	1	0	0	2	0	0	0	5
04	Eryn Barnum	0-2	0-0	0-0	0-0	1	4	5	0	0	0	0	0	0	7
10	Kiara Williams	4-4	0-0	0-0	0-0	2	1	3	1	8	0	0	0	0	12
13	Grayce Spangler	0-0	0-0	0-0	0-0	0	0	0	0	0	0	0	0	0	2
25	Destinee Oberg	0-0	0-0	0-0	0-0	0	0	0	0	0	0	0	0	0	3
52	Rokia Doumbia	1-2	0-0	0-0	0-0	0	0	0	2	1	0	1	0	1	12
Team						3	5	8							
Totals			32-62	12-27	10-11	10	26	36	12	86	16	19	1	13	200

1st FG %:	9.14	64.3%	2nd:	5.16	32.7%	3rd:	12.0	63.9%	4th:	5.13	46.2%	Game:	32.52	51.6%	Deadball
3FG %:	5.4	83.3%	1.6	16.7%	4.10	40.0%	0.5	40.0%	1.27	44.4%	Rebounds	16.17	58.9%		
FT %:	3.3	100.0%	7.8	87.5%	6.0	60.0%	6.0	60.0%	10.11	90.9%	1				

Auburn 70 • 6-7,0-2 SEC

#	Player	FG	FGA	FT	FTA	Rebounds			PF	TP	A	TO	Blk	Stl	Min
						Off	Def	Tot							
20	Unique Thompson	r	2-4	0-0	2-3	4	9	13	3	6	5	1	2	30	
24	Erin Howard	r	2-9	0-5	0-0	2	5	7	1	4	0	1	0	2	26
00	Daisa Alexander	g	7-12	3-5	2-2	0	1	1	3	19	1	3	0	23	
03	Annie Hughes	g	1-6	0-1	0-0	1	1	2	1	2	1	0	0	19	
05	Brooke Moore	g	8-15	3-8	0-2	0	0	0	2	19	0	2	0	1	27
01	Robyn Benton	g	2-7	1-2	1-2	1	0	1	2	6	3	1	0	4	20
02	Samia Wells	0-0	0-0	0-0	0-0	0	0	0	0	1	0	0	0	1	
10	Kiyae' White	1-3	0-0	2-4	3-3	6	1	4	0	2	0	0	0	18	
13	Lauren Hansen	1-4	0-0	0-0	0-0	0	0	1	7	3	0	0	0	21	
30	M. Robinson-Nwagwu	1-2	1-1	0-0	0-0	1	1	3	3	1	0	0	0	13	
35	Natalie Kelly	0-0	0-0	0-0	0-0	0	0	0	0	0	0	0	0	2	
Team						3	1	4							
Totals			27-66	9-26	7-13	15	20	35	15	70	16	19	1	11	200

1st FG %:	4.3	28.6%	2nd:	6.21	38.6%	3rd:	6.15	63.9%	4th:	9.17	52.9%	Game:	27.66	48.9%	Deadball
3FG %:	3.7	42.9%	1.6	16.7%	1.5	20.0%	4.8	50.0%	0.26	34.4%	Rebounds	16.16	58.9%		
FT %:	1.2	100.0%	2.8	40.0%	3.4	75.0%	1.2	50.0%	7.13	53.8%	4				

Officials: Kevin Pethel, Eric Brewton, Dee Kanner
Technical fouls: Arkansas-None. Auburn-None.
Attendance: 1702

Score by periods	1st	2nd	3rd	4th	Total
Arkansas	26	15	28	14	86
Auburn	12	15	20	23	70

Last FG - AR	4th-02:38, AU	4th-00:11.	Score tied - 1 time.	
Largest lead - AR	by 27	4th-05:34, AU	by 7	1st-07:08.
AR led for	35:10, AU	led for	03:29. Game was tied for 01:13.	

AUBURN-- Daisa Alexander and Brooke Moore both scored 19 points, but Auburn fell to No. 20 Arkansas 86-70 Sunday in the home SEC opener at Auburn Arena. The Tigers (6-7, 0-2 SEC) saw the Razorbacks (13-2, 2-0) jump out to a big early lead and never look back as Auburn was unable to slow down the SEC's top-scoring team.

Alexander and Moore shared the team lead with 19 points each and were Auburn's only two players in double-figures. Junior Unique Thompson saw her 13-game double-double streak come to an end as she pulled down a game-high 13 rebounds but was held to six points. Thompson also led the Tigers with six assists. Erin Howard had seven rebounds, and Robyn Benton added six points and a team-leading four steals.

Auburn shot 53 percent in the second half and finished at 41 percent for the game (27-66), but Arkansas was lights-out early and finished at 51.6 percent from the field (32-62). The Razorbacks also hit 12 3-pointers on 27 attempts and scored 24 points off 19 Auburn turnovers.

The Tigers jumped out to a quick lead, hitting 3-of-4 3-pointers to start the game with a 9-2 advantage. But Auburn would make just two of its next 14 3-point shots and score just three points the rest of the quarter. Meanwhile, the Razorbacks hit 5-of-6 from long range in the first quarter alone to take a 26-12 lead after one. Arkansas cooled a bit in the second quarter, but Auburn was unable to take advantage as the Razorbacks led 44-27 at the half.

Arkansas continued its hot shooting to the tune of 63.2 percent in the third quarter, scoring 28 points in the period to take a 72-47 lead after three. Auburn was able to force some turnovers in the fourth quarter and ended the game on an 11-0 run.

Amber Ramirez led Arkansas with 25 points, hitting seven 3-pointers. Chelsea Dungee added 19 points.

Game 14: Jan. 9, 2020 Florida 83, Auburn 63 Auburn Arena Auburn, Ala.

Official Basketball Box Score -- Game Totals -- Final Statistics
Florida vs Auburn
01/09/20 6:00 pm at Auburn Arena -- Auburn, Ala.

Florida 83 • 11-5,2-1 SEC

#	Player	FG	FGA	FT	FTA	Rebounds			PF	TP	A	TO	Blk	Stl	Min
						Off	Def	Tot							
12	Zada Williams	r	4-7	0-0	0-0	1	3	4	1	8	0	1	1	0	29
01	Kiara Smith	g	6-10	1-3	2-2	1	3	4	0	15	3	5	0	5	38
03	Lavender Briggs	g	7-10	3-5	2-3	0	2	2	0	19	3	2	0	0	30
24	Kristina Moore	g	5-6	1-1	1-2	0	2	2	1	12	1	2	0	0	22
11	Nina Rickards	g	4-6	3-4	2-2	0	3	3	1	13	3	2	0	4	24
11	Emanuel de Oliveira	0-2	0-0	0-0	0-0	1	1	2	1	0	1	1	0	0	13
22	Brylee Bartram	0-0	0-1	2-3	2-3	0	0	0	0	0	0	0	0	0	15
25	Faith Dut	0-0	0-0	0-0	0-0	0	0	0	0	0	0	0	0	0	1
32	Ariel Johnson	4-5	0-1	2-2	0-4	4	2	10	1	2	0	2	0	2	18
44	Paige Robinson	0-3	0-0	0-0	2-2	4	2	0	0	0	0	0	0	1	10
Team						2	3	5							
Totals			32-52	10-17	9-11	7	23	30	8	83	13	17	1	12	200

1st FG %:	8.12	66.7%	2nd:	8.14	57.1%	3rd:	9.14	64.3%	4th:	7.12	58.3%	Game:	32.52	61.5%	Deadball
3FG %:	4.5	80.0%	3.4	50.0%	3.4	50.0%	3.4	50.0%	1.17	52.0%	16.17	58.9%			
FT %:	1.2	50.0%	3.3	100.0%	3.1	100.0%	4.5	80.0%	9-11	81.8%	Rebounds	1			

Auburn 63 • 6-8,0-3 SEC

#	Player	FG	FGA	FT	FTA	Rebounds			PF	TP	A	TO	Blk	Stl	Min
						Off	Def	Tot							
20	Unique Thompson	r	4-8	0-0	2-2	7	3	10	3	10	2	2	0	1	28
24	Erin Howard	r	3-6	3-6	0-0	0	0	0	2	9	1	1	0	4	32
03	Annie Hughes	g	1-3	1-3	0-0	0	0	0	1	3	0	0	0	0	18
05	Brooke Moore	g	6-12	2-6	0-0	0	1	1	0	14	1	3	0	1	32
13	Lauren Hansen	g	3-8	1-5	0-0	1	1	2	2	7	2	5	0	1	24
01	Robyn Benton	1-6	0-3	0-0	0-0	0	1	1	2	2	3	1	1	3	23
02	Samia Wells	2-3	0-1	0-0	1-1	2	2	4	0	0	0	0	0	0	6
10	Kiyae' White	2-3	0-0	1-2	4-6	1	6	7	1	8	0	0	0	0	18
30	M. Robinson-Nwagwu	2-12	0-5	2-3	2-1	3	3	6	3	3	0	2	1	18	
35	Natalie Kelly	0-0	0-0	0-0	1-0	1	0	1	0	0	0	1	0	1	1
Team						3	2	5							
Totals			24-61	7-29	8-11	15	14	29	16	63	12	16	1	13	200

1st FG %:	4.14	28.6%	2nd:	8.13	61.5%	3rd:	9.14	38.5%	4th:	7.21	33.3%	Game:	24.61	39.3%	Deadball
3FG %:	2.8	25.0%	3.7	42.9%	1.4	25.0%	1.10	10.0%	7.29	24.1%	Rebounds	16.16	58.9%		
FT %:	2.2	100.0%	6.0	60.0%	4.7	57.1%	2.2	100.0%	8-11	72.7%	2				

Officials: Kylie Galloway, Carla Fountain, Michael McConnell
Technical fouls: Florida-None. Auburn-None.
Attendance: 1621

Score by periods	1st	2nd	3rd	4th	Total
Florida	21	21	22	19	83
Auburn	12	19	15	17	63

Last FG - UF	4th-00:43, AU	4th-00:34.	Score tied - 2 times.	
Largest lead - UF	by 24	3rd-06:50, AU	by 2	1st-07:11.
UF led for	37:07, AU	led for	00:50. Game was tied for 02:33.	

AUBURN-- Unique Thompson picked up her 13th double-double of the season, but Auburn was unable to overcome a hot-shooting Florida team Thursday night in an 83-63 loss at Auburn Arena.

Florida (11-5, 2-1 SEC) shot 61.5 percent from the field, including 58.8 percent from 3-point range, and also controlled the paint as Auburn (6-8, 0-3) fell behind early and was unable to recover.

Thompson was held scoreless in the first half but bounced back after halftime to finish with 10 points and 10 rebounds to extend her NCAA-leading double-double total. Brooke Moore was Auburn's leading scorer with 14 points. Kiyae' White added eight points and seven rebounds, and Erin Howard had four steals.

Auburn shot 39.3 percent from the field and attempted a season-high 29 3-pointers, making seven (24.1%). Florida grabbed one more rebound than Auburn (30-29). The Tigers forced Florida into 17 turnovers but was only able to convert those into nine points. Florida, meanwhile, scored 26 points off 16 Auburn turnovers.

The teams traded baskets early, but the Gators ended the first quarter on a 14-5 run to take a 21-12 lead after 10 minutes. Auburn got within five midway through the second and had the chance to cut it to a two-possession game with a last shot, but a turnover led to a Florida layup at the buzzer and a 42-31 UF lead. Florida shot 61.5% from the floor (16-26) and 67% from 3-point range (6-9) in the first half.

An 13-0 run by the Gators to open the third quarter put the game out of reach as Florida turned its halftime advantage into a 55-31 lead just over three minutes into the second half.

Auburn was without the services of senior guard Daisa Alexander, who injured her ankle in Sunday's game vs. Arkansas. She was honored with a pregame ceremony that recognized her for scoring her 1,000th career point on Dec.

2019-20 Auburn Women's Basketball
Auburn Combined Team Statistics (as of Jan 10, 2020)
All games

RECORD:	OVERALL	HOME	AWAY	NEUTRAL
ALL GAMES	6-8	4-3	1-3	1-2
CONFERENCE	0-3	0-2	0-1	0-0
NON-CONFERENCE	6-5	4-1	1-2	1-2

#	Player	gp-gs	min	avg	Total		3-Point		F-Throw		Rebounds				a	to	blk	stl	pts	avg		
					fg-fga	fg%	3fg-fga	3fg%	ft-fa	ft%	off	def	tot	avg							pf	dq
20	Unique Thompson	14-14	438	31.3	88-138	.638	0-0	.000	62-89	.697	74	93	167	11.9	33	0	26	44	7	26	238	17.0
00	Daisa Alexander	13-13	364	28.0	67-155	.432	16-51	.314	31-40	.775	9	35	44	3.4	36	1	27	26	0	30	181	13.9
05	Brooke Moore	13-13	366	28.2	56-152	.368	21-79	.266	29-38	.763	10	9	19	1.5	22	0	15	36	1	16	162	12.5
13	Lauren Hansen	13-11	315	24.2	38-114	.333	24-74	.324	10-12	.833	4	14	18	1.4	35	3	24	46	0	12	110	8.5
24	Erin Howard	14-2	362	25.9	34-95	.358	17-61	.279	6-9	.667	14	47	61	4.4	24	0	12	15	9	24	91	6.5
01	Robyn Benton	5-0	97	19.4	9-30	.300	3-10	.300	1-2	.500	4	2	6	1.2	7	0	8	5	3	13	22	4.4
10	Kiyae' White	14-11	252	18.0	19-42	.452	0-0	.000	22-40	.550	24	53	77	5.5	31	0	8	18	6	11	60	4.3
03	Annie Hughes	14-6	296	21.1	21-54	.389	6-20	.300	5-9	.556	17	12	29	2.1	21	0	13	10	0	8	53	3.8
30	M. Robinson-Nwagwu	14-0	205	14.6	12-46	.261	2-7	.286	8-15	.533	9	15	24	1.7	26	1	27	31	2	10	34	2.4
02	Sania Wells	11-0	63	5.7	4-12	.333	0-3	.000	5-6	.833	1	6	7	0.6	8	0	7	6	0	1	13	1.2
35	Natalie Kelly	11-0	31	2.8	2-2	1.000	0-0	.000	1-2	.500	2	4	6	0.5	4	0	0	1	0	1	5	0.5
Team											18	19	37				9					
Total.....		14	2828		355-850	.418	90-307	.293	181-266	.680	188	312	500	35.7	253	5	168	248	29	152	981	70.1
Opponents.....		14	2825		374-804	.465	125-334	.374	167-236	.708	129	329	458	32.7	212	-	206	249	29	121	1040	74.3

TEAM STATISTICS	AU	OPP	Date	Opponent	Score	Att.
SCORING	981	1040	11/06/19	WOFFORD	w 84-82	1618
Points per game	70.1	74.3	11/14/19	OLD DOMINION	L 77-89	1635
Scoring margin	-4.2	-	11/21/19	at UAB	L 75-80	1081
FIELD GOALS-ATT	355-850	374-804	11/24/19	SAINT JOSEPH'S	w 66-62	1796
Field goal pct	.418	.465	1 11/29/19	vs Middle Tennessee	L 50-73	313
3 POINT FG-ATT	90-307	125-334	1 11/30/19	vs Dayton	Wot 76-74	317
3-point FG pct	.293	.374	1 12/1/19	vs Drake	L 82-83	457
3-pt FG made per game	6.4	8.9	12/04/19	at South Alabama	w 82-62	1106
FREE THROWS-ATT	181-266	167-236	12/07/19	at TCU	L 65-80	2259
Free throw pct	.680	.708	12/15/19	BETHUNE-COOKMAN	w 74-56	1588
F-Throws made per game	12.9	11.9	12/28/19	JACKSONVILLE ST.	w 62-53	1827
REBOUNDS	500	458	* 01/02/20	at Vanderbilt	L 55-77	2255
Rebounds per game	35.7	32.7	* 01/05/20	ARKANSAS	L 70-86	1702
Rebounding margin	+3.0	-	* 01/09/20	FLORIDA	L 63-83	1621
ASSISTS	168	206				
Assists per game	12.0	14.7				
TURNOVERS	248	249				
Turnovers per game	17.7	17.8				
Turnover margin	+0.1	-				
Assist/turnover ratio	0.7	0.8				
STEALS	152	121				
Steals per game	10.9	8.6				
BLOCKS	29	29				
Blocks per game	2.1	2.1				
ATTENDANCE	11787	7788				
Home games-Avg/Game	7-1684	4-1675				
Neutral site-Avg/Game	-	3-362				

1 = Gulf Coast Showcase (Estero, Fla.)

* = Conference game

Score by Periods	1st	2nd	3rd	4th	OT	Totals
Auburn	211	227	266	264	13	981
Opponents	274	240	249	266	11	1040

2019-20 Auburn Women's Basketball
Auburn Combined Team Statistics (as of Jan 10, 2020)
Conference games only

RECORD:	OVERALL	HOME	AWAY	NEUTRAL
ALL GAMES	0-3	0-2	0-1	0-0
CONFERENCE	0-3	0-2	0-1	0-0
NON-CONFERENCE	0-0	0-0	0-0	0-0

##	Player	gp-gs	min	avg	Total		3-Point		F-Throw		Rebounds				pf	dq	a	to	blk	stl	pts	avg
					fg-fga	fg%	3fg-fga	3fg%	ft-fa	ft%	off	def	tot	avg								
05	Brooke Moore	3-3	88	29.3	19-41	.463	5-19	.263	7-12	.583	0	1	1	0.3	2	0	1	11	0	2	50	16.7
00	Daisa Alexander	2-2	49	24.5	7-19	.368	3-9	.333	4-4	1.000	2	4	6	3.0	5	0	5	4	0	3	21	10.5
20	Unique Thompson	3-3	89	29.7	11-22	.500	0-0	.000	8-9	.889	12	21	33	11.0	9	0	10	8	1	6	30	10.0
24	Erin Howard	3-2	80	26.7	9-26	.346	6-19	.316	2-2	1.000	2	9	11	3.7	7	0	1	3	0	9	26	8.7
13	Lauren Hansen	3-2	61	20.3	6-21	.286	2-14	.143	2-2	1.000	1	1	2	0.7	5	0	5	12	0	1	16	5.3
10	Kiyae' White	3-1	58	19.3	4-8	.500	0-0	.000	6-11	.545	7	10	17	5.7	6	0	1	5	1	2	14	4.7
30	M. Robinson-Nwagwu	3-0	50	16.7	5-17	.294	1-6	.167	2-3	.667	4	2	6	2.0	6	0	8	9	0	5	13	4.3
01	Robyn Benton	3-0	63	21.0	3-18	.167	1-5	.200	1-2	.500	2	1	3	1.0	5	0	6	5	1	11	8	2.7
02	Sania Wells	2-0	7	3.5	2-3	.667	0-1	.000	0-0	.000	1	1	2	1.0	2	0	1	0	0	0	4	2.0
03	Annie Hughes	3-2	51	17.0	2-12	.167	1-5	.200	1-2	.500	3	1	4	1.3	4	0	0	1	0	1	6	2.0
35	Natalie Kelly	3-0	4	1.3	0-0	.000	0-0	.000	0-0	.000	1	0	1	0.3	0	0	0	1	0	1	0	0.0
Team											6	2	8				3					
Total.....		3	600		68-187	.364	19-78	.244	33-47	.702	41	53	94	31.3	51	0	38	62	3	41	188	62.7
Opponents.....		3	600		95-166	.572	23-47	.489	33-44	.750	24	81	105	35.0	39	-	50	64	4	38	246	82.0

TEAM STATISTICS	AU	OPP	Date	Opponent	Score	Att.
SCORING	188	246	* 01/02/20	at Vanderbilt	L 55-77	2255
Points per game	62.7	82.0	* 01/05/20	ARKANSAS	L 70-86	1702
Scoring margin	-19.3	-	* 01/09/20	FLORIDA	L 63-83	1621
FIELD GOALS-ATT	68-187	95-166	1 = Gulf Coast Showcase (Estero, Fla.)			
Field goal pct	.364	.572	* = Conference game			
3 POINT FG-ATT	19-78	23-47				
3-point FG pct	.244	.489				
3-pt FG made per game	6.3	7.7				
FREE THROWS-ATT	33-47	33-44				
Free throw pct	.702	.750				
F-Throws made per game	11.0	11.0				
REBOUNDS	94	105				
Rebounds per game	31.3	35.0				
Rebounding margin	-3.7	-				
ASSISTS	38	50				
Assists per game	12.7	16.7				
TURNOVERS	62	64				
Turnovers per game	20.7	21.3				
Turnover margin	+0.7	-				
Assist/turnover ratio	0.6	0.8				
STEALS	41	38				
Steals per game	13.7	12.7				
BLOCKS	3	4				
Blocks per game	1.0	1.3				
ATTENDANCE	3323	2255				
Home games-Avg/Game	2-1662	1-2255				
Neutral site-Avg/Game	-	0-0				

Score by Periods	1st	2nd	3rd	4th	Totals
Auburn	33	43	51	61	188
Opponents	73	60	65	48	246




Daisa Alexander
Senior • G • 5-8
Decatur, Ga.
Southwest DeKalb HS



Robyn Benton
Sophomore • G • 5-9
Atlanta, Ga.
Greater Atlanta Christian School



Sania Wells
Freshman • G • 5-7
Moss Point, Miss.
East Central HS



Annie Hughes
Freshman • G • 5-9
Dutton, Ala.
Pisgah HS




Brooke Moore
Sophomore • G • 5-7
Atlanta, Ga.
Henry County HS




Kiyae' White
RS Sophomore • F • 6-2
Macungie, Pa.
Emmaus HS



Lauren Hansen
Freshman • G • 5-8
Long Island, N.Y.
Ward Melville HS



Jala Jordan
Sophomore • F • 6-2
Philadelphia, Pa.
West Virginia




Unique Thompson
Junior • F • 6-3
Theodore, Ala.
Faith Academy



Honesty Scott-Grayson
Sophomore • G • 5-9
Brick, N.J.
Baylor



Erin Howard
Sophomore • G/F • 6-1
Madison, Wis.
Madison East HS



Morgan Robinson-Nwagwu
Freshman • G • 5-8
Norcross, Ga.
Norcross HS



Natalie Kelly
Freshman • F • 6-3
Albany, La.
Albany HS



Terri Williams-Flournoy
Head Coach
Penn State (1991)
Eighth Season



Ty Evans
Associate Head Coach
Wisconsin-Whitewater (1995)
Eighth Season



Clarisse Garcia
Assistant Coach
Villanova (2007)
Fourth Season



La'Keshia Frett Meredith
Assistant Coach
Georgia (1997)
First Season