



CRIMSON TIDE

BASKETBALL

10 NCAA TOURNAMENT APPEARANCES » 6 NCAA SWEET 16s » 1 NCAA FINAL FOUR » 6 ALL-AMERICANS



GAME 24



ALABAMA VS AUBURN

FEBRUARY 9, 2020 / 2 P.M. CT / TUSCALOOSA, ALA.
COLEMAN COLISEUM (15,383)

TV: SEC NETWORK

(Play-By-Play: Sam Gore, Analyst: Renee Montgomery)

RADIO: 100.1 FM/1230 AM

(Play-By-Play: Roger Hoover, Analyst: Gray Robertson)

CRIMSON TIDE

2019-20 Record: 13-10
 2019-20 SEC Record: 3-7
 Leading Scorer: Lewis (12.6)
 Leading Rebounder: Walker (6.9)
 Leader in Assists: Lewis (3.7)
 Leader in Steals: Johnson (1.3)
 Leader in Blocks: Knight (1.8)
 Head Coach: Kristy Curry
 Record at UA (Years): 111-106 (7)
 Career Record (Years): 420-255 (21)

TIGERS

2019-20 Record: 8-12
 2019-20 SEC Record: 2-7
 Leading Scorer: Thompson (17.0)
 Leading Rebounder: Thompson (12.2)
 Leader in Assists: Alexander (2.4)
 Leader in Steals: Alexander (2.3)
 Leader in Blocks: Howard (0.6)
 Head Coach: Terri Williams-Flournoy
 Record at AUB (Years): 132-113 (8)
 Career Record (Years): 275-217 (16)

INSIDE THE SERIES

Overall: 92nd Meeting (Auburn leads 53-38)

In Tuscaloosa: 24-17 | **In Auburn:** 10-31 | **At Neutral Sites:** 4-5

Current Streak: Alabama, W1

Last Meeting: Jan. 12, 2020 (Alabama, 75-48)

Series Notes: The matchup on Sunday is the 92nd between the two rivals. In their last meeting, Alabama defeated the Tigers on Auburn's home court 75-48 on Jan. 12, 2020. The win was Alabama's largest margin of victory against the Tigers in Auburn Arena and at the time, it was also the Crimson Tide's first win of the decade and the first in Southeastern Conference play.

2019-20 SCHEDULE

| Opponent | TV | Time (CT)/Result |
|---|-------------------|------------------|
| OCTOBER | | |
| 27 AUBURN-MONTGOMERY ¹ | None | W, 105-16 |
| NOVEMBER (5-2) | | |
| 6 HAMPTON | SEC Network+ | L, 64-67 |
| 12 at Clemson | ACC Network Extra | W, 67-54 |
| 17 MERCER | SEC Network+ | W, 111-56 |
| 21 at South Alabama | ESPN+ | W, 74-62 |
| 24 at Tulane | Tulane All-Access | W, 66-56 |
| 29 vs. RV/RV Northern Iowa ² | Vimeo Live Stream | W, 87-77 |
| 30 vs. Southern California ² | Vimeo Live Stream | L, 57-60 |
| DECEMBER (5-1) | | |
| 5 RV/RV IOWA STATE ³ | SEC Network | L, 66-75 |
| 8 COLGATE | SEC Network+ | W, 72-52 |
| 15 RV/RV NORTH CAROLINA | SEC Network+ | W, 83-77 |
| 17 BETHUNE-COOKMAN | SEC Network+ | W, 60-49 |
| 20 RADFORD | SEC Network+ | W, 85-51 |
| 29 SOUTHEASTERN LOUISIANA | SEC Network+ | W, 87-50 |
| JANUARY (2-6) | | |
| 2 at RV/RV LSU * | SEC Network+ | L, 60-71 |
| 5 No. 4/5 SOUTH CAROLINA * | SEC Network | L, 78-93 |
| 9 No. 14/14 KENTUCKY * | SEC Network+ | L, 71-81 |
| 12 at Auburn * | SEC Network+ | W, 75-48 |
| 20 at No. 23/25 Tennessee * | SEC Network | L, 63-65 |
| 23 No. 15/15 TEXAS A&M * | SEC Network+ | L, 74-79 |
| 26 VANDERBILT * | SEC Network+ | W, 98-61 |
| 30 No. 25/25 ARKANSAS * | SEC Network+ | L, 48-66 |
| FEBRUARY (1-1) | | |
| 2 at Ole Miss * | SEC Network+ | W, 57-56 |
| 6 at No. 15/15 Kentucky * | SEC Network+ | L, 62-66 |
| 9 AUBURN * | SEC Network | 2 p.m. |
| 16 at Georgia * | SEC Network | 12 p.m. |
| 20 FLORIDA * | SEC Network+ | 7 p.m. |
| 23 at No. 8/8 Mississippi State * | ESPN2/SEC Network | 1 p.m. |
| 27 at No. 16/16 Texas A&M * | SEC Network | 6 p.m. |
| MARCH | | |
| 1 MISSOURI * | SEC Network+ | 12:40 p.m. |
| 4-8 SEC Tournament ⁴ | SECN/ESPNU/2 | TBA |

1 Exhibition Game
 2 South Point Thanksgiving Shootout (Las Vegas, Nev.)
 3 Big 12/SEC Challenge (Tuscaloosa, Ala.)
 4 SEC Tournament (Greenville, S.C.)
 * Southeastern Conference game
BOLD indicates home game
 Rankings listed are AP/Coaches

SOCIAL MEDIA:



Follow us on Twitter and Instagram @AlabamaWBB










Like us on Facebook at AlabamaWB

Follow **ALABAMA WOMEN'S BASKETBALL** on the social media sites listed for up-to-date news, exclusive content and more.

UNIVERSITY OF ALABAMA / CRIMSON TIDE / BASKETBALL

2019-20: OVERALL • 13-10 / SEC • 3-7 / LAST 10 • 3-7 / STREAK • L1 / HOME • 7-6 / AWAY • 5-3 / NEUTRAL • 1-1

| | | | | | | | | | | | |
|----|---|---------------------------------------|-----|-----|-----|-----|---|---|-----|------|-----|
| 0 |  | AHRIAHNA GRIZZLE | | | | | LAST GAME: DNP NOTE: Scored her first career points vs. SELA (12/29) ... played on the U-15 Canadian National Championship team in 2014 ... Only the third Canadian to play for UA. | CAREER HIGHS Pts: 4 vs. SE Louisiana (12/29/19) Rebs: 1, three times Stls: 2 vs. Vanderbilt (1/26/20) | | | |
| | | G • 5-9 • Fr. • Toronto, Canada | | | | | | | | | |
| | | PPG | RPG | APG | SPG | BPG | | | MPG | 1.0 | 0.4 |
| 1 |  | MEGAN ABRAMS | | | | | LAST GAME: 6 points, 2 assists, 1 rebound NOTE: 1st on the team in free throw percentage 83.6% (51-of-61) ... Has made last 20 of her last 21 free throw attempts ... 2nd on the team in assists with 46. | CAREER HIGHS Pts: 21 vs. UNC (12/15/19) Rebs: 7 vs. Texas A&M (1/20/20) Asts: 5 vs. Mercer (11/17/19) | | | |
| | | G • 5-9 • So. • Lafayette, La. | | | | | | | | | |
| | | PPG | RPG | APG | SPG | BPG | | | MPG | 7.3 | 2.7 |
| 2 |  | AMBER RICHARDSON | | | | | LAST GAME: 1 assist NOTE: Started every game this season ... redshirted the 2018-19 season ... 2x SEC Academic Honor Roll ... played in 18 games for the Tide in 2017-18. | CAREER HIGHS (AT UA) Pts: 8 vs. SMU (12/17/17) Rebs: 4 vs. Murray St. (12/20/17) Asts: 3 at South Alabama (11/21/19) | | | |
| | | G • 6-0 • R-Sr. • Garner, N.C. | | | | | | | | | |
| | | PPG | RPG | APG | SPG | BPG | | | MPG | 1.5 | 1.3 |
| 3 |  | JORDAN LEWIS | | | | | LAST GAME: 5 points, 5 assists, 4 rebounds NOTE: Team leader in points & assists per game ... No. 2 SEC active career leader in ast, No. 6 in stls ... No. 7 all-time in assists at UA ... South Point Shootout All-Tournament Team. | CAREER HIGHS Pts: 25 vs. Virginia (12/20/18) Rebs: 9 at Lipscomb (12/7/17) Asts: 8, six times | | | |
| | | G • 5-7 • R-Jr. • Windermere, Fla. | | | | | | | | | |
| | | PPG | RPG | APG | SPG | BPG | | | MPG | 12.6 | 4.4 |
| 4 |  | CIERRA JOHNSON | | | | | LAST GAME: 7 points, 5 rebounds, 5 assists, 1 steal NOTE: 1st on the team in steals with 29 ... 1st UA player to score 450+ points in a season (2018-19) since 2010-11 ... 2019 Preseason 2nd Team All-SEC (Coaches). | CAREER HIGHS Pts: 27, twice Rebs: 14 vs. Ole Miss (2/28/19) Stls: 7, at Georgia (1/27/19) | | | |
| | | G • 5-10 • Sr. • Mobile, Ala. | | | | | | | | | |
| | | PPG | RPG | APG | SPG | BPG | | | MPG | 8.4 | 4.1 |
| 5 |  | HANNAH BARBER | | | | | LAST GAME: 3 points, 1 rebound NOTE: Had a career-high 12 points vs. Mercer (11/17) ... Played in 30 games last year ... 2019 SEC First-Year Academic Honor Roll. | CAREER HIGHS Pts: 12 vs. Mercer (11/17/19) Rebs: 4, three times Asts: 7 vs. Clemson (11/19/18) | | | |
| | | G • 5-6 • So. • Homewood, Ala. | | | | | | | | | |
| | | PPG | RPG | APG | SPG | BPG | | | MPG | 1.5 | 0.9 |
| 11 |  | DESTINY RICE | | | | | LAST GAME: Played 1 minute NOTE: Scored her first career point vs. Mercer (11/17) ... 4-star recruit and No. 78 overall in 2019 ESPNW 100 ... tore her meniscus in the state championship her senior year. | CAREER HIGHS Pts: 6 vs. Vanderbilt (1/26/20) Rebs: 1, four times Stls: 2, vs. Vanderbilt (1/26/20) | | | |
| | | G • 5-8 • Fr. • Shreveport, La. | | | | | | | | | |
| | | PPG | RPG | APG | SPG | BPG | | | MPG | 2.3 | 0.7 |
| 12 |  | ALLIE CRAIG CRUCE | | | | | LAST GAME: DNP NOTE: Season high 9 points and five rebounds vs. Vanderbilt (1/26) ... Played in all 31 games a season ago ... 2019 SEC First-Year Academic Honor Roll. | CAREER HIGHS Pts: 12 vs. SE Louisiana (11/7/18) Rebs: 6 vs. SE Louisiana (11/7/18) Asts: 5, vs. Northwestern St (12/16/18) | | | |
| | | F • 6-1 • So. • Killen, Ala. | | | | | | | | | |
| | | PPG | RPG | APG | SPG | BPG | | | MPG | 2.3 | 0.9 |
| 22 |  | ARIYAH COPELAND | | | | | LAST GAME: 4 points 8 rebounds NOTE: Returned on 12/29 after missing two games (ankle) ... 2nd on the team with 5.2 rebounds per game and FG% with 56.4 (min. 50 att) ... has six career double-doubles. | CAREER HIGHS Pts: 26 vs. Northwestern St. (12/16/18) Rebs: 15 vs. AAMU (11/10/17) Blks: 6 vs. Clemson (11/19/18) | | | |
| | | F • 6-3 • Jr. • Columbus, Ga. | | | | | | | | | |
| | | PPG | RPG | APG | SPG | BPG | | | MPG | 7.7 | 5.2 |
| 23 |  | BRITTANY DAVIS | | | | | LAST GAME: 10 points, 1 rebound NOTE: 3rd on the team in 3-point makes with 26 ... SEC Player of the Week (12/17) ... College Sports Madness National POW (12/16) ... NCAA Starting Five (12/18) | CAREER HIGHS Pts: 23 vs. UNC (12/15/19) Rebs: 5 vs. UNC (12/15/19) 3PFMG: 4 vs. Vanderbilt (1/26/20) | | | |
| | | G • 5-9 • So. • Manchester, Ga. | | | | | | | | | |
| | | PPG | RPG | APG | SPG | BPG | | | MPG | 6.7 | 2.0 |
| 24 |  | DE'SHA BENJAMIN | | | | | LAST GAME: 6 points, 2 rebounds NOTE: Shooting 48.5% (66-of-136) from the floor ... has two double-doubles this season ... Was out for the season last year with a broken foot suffered on Feb. 24. | CAREER HIGHS Pts: 16, twice, last vs. Mercer (11/17/19) Rebs: 11 vs. BCU (12/17/19) Asts: 3 at Georgia (1/27/19) | | | |
| | | G • 6-0 • So. • Augusta, Ga. | | | | | | | | | |
| | | PPG | RPG | APG | SPG | BPG | | | MPG | 8.0 | 4.0 |
| 25 |  | ASHLEY KNIGHT | | | | | LAST GAME: 4 points, 5 rebounds, 1 assist, 1 block NOTE: All-time career blocks leader at Alabama (211) ... currently holds the highest FG% in UA history (56.7) ... Alabama single-season record holder in blocks in 16-17 (90). | CAREER HIGHS Pts: 19 vs. AAMU (11/27/16) Rebs: 13 vs. AAMU (11/27/16) Blks: 7, vs. AAMU (11/10/17) | | | |
| | | F • 6-5 • Sr. • Austin, Texas | | | | | | | | | |
| | | PPG | RPG | APG | SPG | BPG | | | MPG | 4.7 | 3.6 |
| 40 |  | JASMINE WALKER | | | | | LAST GAME: 17 points, 7 rebounds, 2 assists NOTE: 2nd on team in ppg with 11.6 ... 1st in rebounds per game, 6.9 ... 1st with the most 3-point makes & percentage on the team, 46-of-120 ... has 10 career double-doubles. | CAREER HIGHS (AT UA) Pts: 24 vs. Grambling (11/23/18) Rebs: 15 vs. Kentucky (2/11/19) Stls: 4 at Tennessee (1/20/20) | | | |
| | | F • 6-3 • Jr. • Montgomery, Ala. | | | | | | | | | |
| | | PPG | RPG | APG | SPG | BPG | | | MPG | 11.6 | 6.9 |
| 42 |  | SHELBY GIBSON | | | | | LAST GAME: DNP (Foot) NOTE: Out indefinitely with a broken right foot ... sat out last year due to NCAA transfer rules ... played for Ole Miss her freshman & sophomore year. | CAREER HIGHS (AT UA) Pts: 6 vs. Mercer (11/17/19) Rebs: 5 vs. Mercer (11/17/19) Blks: 2 vs. Mercer (11/17/19) | | | |
| | | C • 6-3 • R-Jr. • Murfreesboro, Tenn. | | | | | | | | | |
| | | PPG | RPG | APG | SPG | BPG | | | MPG | 2.6 | 2.1 |

2019-20 NUMERICAL ROSTER AND PRONUNCIATION GUIDE

| No. | Name | Pronunciation | Pos. | Ht. | Year | Exp. | Hometown (Previous School) |
|-----|-------------------|---------------|------|------|-------|-------|---|
| 0 | Ahriahna Grizzle | Ah-ree-ah-na | G | 5-9 | Fr. | HS | Toronto, Ontario, Canada (Bill Crothers Secondary School) |
| 1 | Megan Abrams | | G | 5-9 | So. | 1L | Lafayette, La. (Lafayette Christian Academy) |
| 2 | Amber Richardson | | G | 6-0 | R-Sr. | RS/1L | Garner, N.C. (Southeast Raleigh/NC State) |
| 3 | Jordan Lewis | | G | 5-7 | R-Jr. | 3L | Windermere, Fla. (Lake Highland Prep) |
| 4 | Cierra Johnson | | G | 5-10 | Sr. | 1L | Mobile, Ala. (Shelton State CC) |
| 5 | Hannah Barber | | G | 5-6 | So. | 1L | Homewood, Ala. (Homewood) |
| 11 | Destiny Rice | | G | 5-8 | Fr. | HS | Shreveport, La. (North Caddo Magnet) |
| 12 | Allie Craig Cruce | Kroos | F | 6-1 | So. | 1L | Killen, Ala. (Lauderdale County) |
| 22 | Ariyah Copeland | uh-RYE-uh | F | 6-3 | Jr. | 2L | Columbus, Ga. (Columbus) |
| 23 | Brittany Davis | | G | 5-9 | So. | TR | Manchester, Ga. (Gulf Coast State Coll.) |
| 24 | De'Sha Benjamin | Day-shuh | G | 6-0 | So. | 1L | Augusta, Ga. (Lucy C. Laney) |
| 25 | Ashley Knight | | F | 6-5 | Sr. | 3L | Austin, Texas (Lyndon B. Johnson) |
| 40 | Jasmine Walker | | F | 6-3 | Jr. | 2L | Montgomery, Ala. (Jefferson Davis/Florida State) |
| 42 | Shelby Gibson | | C | 6-3 | R-Jr. | RS/TR | Murfreesboro, Tenn. (Oakland/Ole Miss) |

2019-20 ALPHABETICAL ROSTER AND PRONUNCIATION GUIDE

| No. | Name | Pronunciation | Pos. | Ht. | Year | Exp. | Hometown (Previous School) |
|-----|-------------------|---------------|------|------|-------|-------|---|
| 1 | Megan Abrams | | G | 5-9 | So. | 1L | Lafayette, La. (Lafayette Christian Academy) |
| 5 | Hannah Barber | | G | 5-6 | So. | 1L | Homewood, Ala. (Homewood) |
| 24 | De'Sha Benjamin | Day-shuh | G | 6-0 | So. | 1L | Augusta, Ga. (Lucy C. Laney) |
| 22 | Ariyah Copeland | uh-RYE-uh | F | 6-3 | Jr. | 2L | Columbus, Ga. (Columbus) |
| 12 | Allie Craig Cruce | Kroos | F | 6-1 | So. | 1L | Killen, Ala. (Lauderdale County) |
| 23 | Brittany Davis | | G | 5-9 | So. | TR | Manchester, Ga. (Gulf Coast State Coll.) |
| 42 | Shelby Gibson | | C | 6-3 | R-Jr. | RS/TR | Murfreesboro, Tenn. (Oakland/Ole Miss) |
| 0 | Ahriahna Grizzle | Ah-ree-ah-na | G | 5-9 | Fr. | HS | Toronto, Ontario, Canada (Bill Crothers Secondary School) |
| 4 | Cierra Johnson | | G | 5-10 | Sr. | 1L | Mobile, Ala. (Shelton State CC) |
| 25 | Ashley Knight | | F | 6-5 | Sr. | 3L | Austin, Texas (Lyndon B. Johnson) |
| 3 | Jordan Lewis | | G | 5-7 | R-Jr. | 3L | Windermere, Fla. (Lake Highland Prep) |
| 11 | Destiny Rice | | G | 5-8 | Fr. | HS | Shreveport, La. (North Caddo Magnet) |
| 2 | Amber Richardson | | G | 6-0 | R-Sr. | RS/1L | Garner, N.C. (Southeast Raleigh/NC State) |
| 40 | Jasmine Walker | | F | 6-3 | Jr. | 2L | Montgomery, Ala. (Jefferson Davis/Florida State) |

INSIDE THE ROSTER

Returning Letterwinners (10)

Megan Abrams
Hannah Barber
De'Sha Benjamin
Ariyah Copeland
Allie Craig Cruce
Cierra Johnson
Ashley Knight
Jordan Lewis *
Amber Richardson *
Jasmine Walker

Non-Letterwinners Returning (1)

Shelby Gibson *

Returning Starters (4)

Megan Abrams
Ariyah Copeland
Cierra Johnson
Jasmine Walker

Newcomers (3)

Brittany Davis +
Ahriahna Grizzle
Destiny Rice

Seniors (3)

Cierra Johnson
Ashley Knight
Amber Richardson *

Juniors (4)

Ariyah Copeland
Shelby Gibson *
Jordan Lewis *
Jasmine Walker

Sophomores (5)

Megan Abrams
Hannah Barber
De'Sha Benjamin
Allie Craig Cruce
Brittany Davis +

Freshmen (2)

Ahriahna Grizzle
Destiny Rice

* Redshirt in 2018-19
+ Transfer

WHERE THEY ARE FROM

Alabama (4)

Hannah Barber
Allie Craig Cruce
Cierra Johnson
Jasmine Walker

Georgia (3)

De'Sha Benjamin
Ariyah Copeland
Brittany Davis

Louisiana (2)

Megan Abrams
Destiny Rice

Canada (1)

Ahriahna Grizzle

Florida (1)

Jordan Lewis

North Carolina (1)

Amber Richardson

Tennessee (1)

Shelby Gibson

Texas (1)

Ashley Knight

LAST TIME OUT: NO. 15/15 KENTUCKY 66 ALABAMA 62

| Alabama - 62 | | | | | | | | | | | | | Record: 13-10 (3-7) | | | | | | | | | | | | | | | | | | | | | | | | | | | | | | | | | | |
|---------------|------------------|-------|-------|------|-----|------|---|---|------|---|----|----|---------------------|---|----|---|----|----|--|--|----|--|--|----|--|--|----|--|--|----|--|--|----|--|--|---|--|--|---|--|--|---|--|--|----|--|--|
| 22 | Ariyah Copeland | F | 18:40 | 1-3 | 0-0 | 2-2 | 3 | 5 | 8 | 0 | 1 | 4 | 0 | 3 | 0 | 0 | 1 | -5 | | | | | | | | | | | | | | | | | | | | | | | | | | | | | |
| 40 | Jasmine Walker | F | 33:02 | 7-12 | 3-6 | 0-0 | 2 | 5 | 7 | 1 | 0 | 17 | 2 | 1 | 0 | 0 | 1 | -6 | | | | | | | | | | | | | | | | | | | | | | | | | | | | | |
| 1 | Megan Abrams | G | 24:12 | 2-3 | 1-1 | 1-1 | 0 | 1 | 1 | 1 | 1 | 6 | 2 | 3 | 0 | 0 | 0 | -2 | | | | | | | | | | | | | | | | | | | | | | | | | | | | | |
| 2 | Amber Richardson | G | 07:03 | 0-1 | 0-0 | 0-0 | 0 | 0 | 0 | 1 | 0 | 0 | 1 | 1 | 0 | 0 | 0 | 4 | | | | | | | | | | | | | | | | | | | | | | | | | | | | | |
| 3 | Jordan Lewis | G | 29:47 | 2-9 | 0-3 | 1-2 | 2 | 2 | 4 | 3 | 4 | 5 | 3 | 0 | 0 | 0 | 0 | -4 | | | | | | | | | | | | | | | | | | | | | | | | | | | | | |
| 4 | De'Sha Benjamin | 13:53 | 3-6 | 0-0 | 0-0 | 0 | 2 | 2 | 0 | 0 | 6 | 0 | 2 | 0 | 0 | 0 | 0 | -8 | | | | | | | | | | | | | | | | | | | | | | | | | | | | | |
| 24 | Cierra Johnson | G | 24:57 | 3-6 | 0-0 | 1-3 | 1 | 4 | 5 | 5 | 4 | 7 | 5 | 3 | 1 | 1 | 1 | -2 | | | | | | | | | | | | | | | | | | | | | | | | | | | | | |
| 25 | Ashley Knight | 20:58 | 1-4 | 0-0 | 2-2 | 2 | 3 | 5 | 4 | 1 | 4 | 1 | 0 | 0 | 1 | 3 | 1 | | | | | | | | | | | | | | | | | | | | | | | | | | | | | | |
| 23 | Brittany Davis | 18:09 | 3-10 | 2-8 | 2-4 | 0 | 1 | 1 | 0 | 2 | 10 | 0 | 0 | 0 | 0 | 1 | 3 | | | | | | | | | | | | | | | | | | | | | | | | | | | | | | |
| 5 | Hannah Barber | 07:57 | 1-1 | 1-1 | 0-0 | 0 | 1 | 1 | 1 | 0 | 3 | 0 | 0 | 0 | 0 | 0 | -3 | | | | | | | | | | | | | | | | | | | | | | | | | | | | | | |
| 11 | Destiny Rice | 01:22 | 0-0 | 0-0 | 0-0 | 0 | 0 | 0 | 0 | 0 | 0 | 0 | 0 | 0 | 0 | 0 | 2 | | | | | | | | | | | | | | | | | | | | | | | | | | | | | | |
| Team | | | | | | 3 | | | 6 | | | 0 | | | 1 | | | | | | | | | | | | | | | | | | | | | | | | | | | | | | | | |
| Totals | | | 23-55 | | | 7-19 | | | 9-14 | | | 13 | | | 27 | | | 40 | | | 16 | | | 13 | | | 62 | | | 16 | | | 17 | | | 1 | | | 2 | | | 7 | | | -4 | | |

| Kentucky - 66 | | | | | | | | | | | | | Record: 18-4 (7-3) | | | | | | | | | | | | | | | | | | | | | | | | | | | | | | | | | | |
|---------------|--------------------|-------|-------|------|-----|------|---|---|-------|---|----|----|--------------------|---|----|---|---|----|--|--|----|--|--|----|--|--|----|--|--|----|--|--|---|--|--|---|--|--|---|--|--|---|--|--|---|--|--|
| 3 | KeKe McKinney | F | 33:15 | 4-8 | 1-4 | 0-2 | 3 | 3 | 6 | 2 | 3 | 9 | 2 | 1 | 0 | 5 | 0 | -1 | | | | | | | | | | | | | | | | | | | | | | | | | | | | | |
| 21 | Ogechi Anyagaligbo | F | 16:00 | 3-7 | 0-0 | 1-2 | 3 | 3 | 6 | 1 | 1 | 7 | 0 | 0 | 2 | 0 | 0 | 6 | | | | | | | | | | | | | | | | | | | | | | | | | | | | | |
| 1 | Sabrina Haines | G | 37:21 | 5-13 | 4-7 | 0-0 | 1 | 5 | 6 | 1 | 0 | 14 | 4 | 0 | 1 | 1 | 0 | 5 | | | | | | | | | | | | | | | | | | | | | | | | | | | | | |
| 12 | Amanda Paschal | G | 33:16 | 2-8 | 0-1 | 2-2 | 2 | 1 | 3 | 2 | 1 | 6 | 0 | 1 | 2 | 0 | 0 | 8 | | | | | | | | | | | | | | | | | | | | | | | | | | | | | |
| 32 | Jaida Roper | G | 24:51 | 1-4 | 1-2 | 7-8 | 1 | 3 | 4 | 3 | 7 | 10 | 5 | 0 | 2 | 0 | 0 | -4 | | | | | | | | | | | | | | | | | | | | | | | | | | | | | |
| 15 | Chasity Patterson | 24:32 | 5-13 | 1-8 | 0-0 | 0 | 3 | 3 | 1 | 2 | 11 | 4 | 1 | 0 | 0 | 1 | 3 | | | | | | | | | | | | | | | | | | | | | | | | | | | | | | |
| 5 | Blair Green | 17:03 | 0-3 | 0-1 | 2-2 | 0 | 2 | 2 | 0 | 1 | 2 | 3 | 1 | 1 | 0 | 0 | 0 | | | | | | | | | | | | | | | | | | | | | | | | | | | | | | |
| 14 | Tatyana Wyatt | 13:42 | 3-5 | 0-0 | 1-1 | 0 | 1 | 1 | 3 | 1 | 7 | 0 | 2 | 0 | 1 | 1 | 3 | | | | | | | | | | | | | | | | | | | | | | | | | | | | | | |
| Team | | | | | | 2 | | | 2 | | | 4 | | | 0 | | | | | | | | | | | | | | | | | | | | | | | | | | | | | | | | |
| Totals | | | 23-61 | | | 7-23 | | | 13-17 | | | 12 | | | 23 | | | 35 | | | 13 | | | 16 | | | 66 | | | 18 | | | 6 | | | 8 | | | 7 | | | 2 | | | 4 | | |

| Shooting By Period | |
|--------------------|-------------|
| 1st FG% | 4-9 44.4% |
| 3PT% | 1-3 33.3% |
| FT% | 1-3 33.3% |
| 2nd FG% | 7-11 63.6% |
| 3PT% | 1-2 50.0% |
| FT% | 2-2 100% |
| 3rd FG% | 6-14 42.9% |
| 3PT% | 2-5 40.0% |
| FT% | 2-2 100% |
| 4th FG% | 6-21 28.6% |
| 3PT% | 3-9 33.3% |
| FT% | 4-7 57.1% |
| GM FG% | 23-55 41.8% |
| 3PT% | 7-19 36.8% |
| FT% | 9-14 64.3% |

| Shooting By Period | |
|--------------------|-------------|
| 1st FG% | 4-15 26.7% |
| 3PT% | 2-7 28.6% |
| FT% | 4-4 100% |
| 2nd FG% | 7-16 43.8% |
| 3PT% | 2-6 33.3% |
| FT% | 1-2 50% |
| 3rd FG% | 6-17 35.3% |
| 3PT% | 1-6 16.7% |
| FT% | 4-4 100% |
| 4th FG% | 6-13 46.2% |
| 3PT% | 2-4 50.0% |
| FT% | 4-7 57.1% |
| GM FG% | 23-61 37.7% |
| 3PT% | 7-23 30.4% |
| FT% | 13-17 76.5% |

| Points from | | Turnovers | | Paint | | Second Chance | | Fast Breaks | | Bench | |
|--------------|---------------|-----------|----|-------|----|---------------|----|-------------|----|-------|----|
| UA | UK | UA | UK | UA | UK | UA | UK | UA | UK | UA | UK |
| 3 (1st 9:30) | 10 (3rd 5:30) | 2 | 21 | 28 | 22 | 6 | 9 | 4 | 11 | 30 | 20 |

| Period by Period Scoring | | | | | |
|--------------------------|-----|-----|-----|-----|----|
| 1st | 2nd | 3rd | 4th | TOT | |
| UA | 10 | 17 | 16 | 19 | 62 |
| UK | 14 | 17 | 17 | 18 | 66 |

LEXINGTON, Ky. – Alabama hung tough, but ultimately came up short against No. 15/15 Kentucky, 66-62, on Thursday night inside Memorial Coliseum in Lexington, Ky. The Crimson Tide (13-10, 3-7 SEC) lost its sixth game to a nationally ranked opponent this season, while the Wildcats (18-4, 7-3 SEC) bounced back from a loss against Florida.

Junior Jasmine Walker led the Tide with 17 points and seven rebounds, while sophomore Brittany Davis was the only other UA player in double figures with 10 points off the bench.

From Coach Curry

"I thought we rebounded, we had some second chance opportunities in the second half compared the first half," head coach Kristy Curry said. "Brittany Davis came off the bench and played well along with Cierra Johnson, Ashley Knight and De'Sha Benjamin. I thought our bench really tried to help us in the second half. The offensive rebounding was also a lot better in the second."

Quarter-by-Quarter

The two sides started the game slow with the Wildcats taking the 14-10 edge into the second frame. Alabama and Kentucky traded leads in the second period, with neither team gaining a significant advantage. UK held the four-point lead into the halftime break, 31-27.

Kentucky led by as many as 10 in the third quarter after two free throws made it 39-29 with 5:30 to go in the period. Alabama stormed back and a layup by Walker with just under a minute to cut it to 45-43, before a Wildcat three-pointer at the buzzer pushed the lead back to five heading into the final 10 minutes.

In the fourth, UK added to its lead and went up 57-49 with 3:34 to go. A quick 5-0 run by Alabama made it a one possession game with 2:56 on the clock. Kentucky responded by going up 64-57 with just over a minute remaining when Walker knocked down a clutch triple to trim the deficit to four.

26 seconds were on the clock as sophomore Brittany Davis converted two free throw attempts to give Alabama a chance late, however, two free throws by Kentucky with 21 seconds sealed the 66-62 victory.

Player Spotlight

Walker bounced back after scoring in single digits over the last three games by scoring a game-high 17 points, 15 of which came in the second half. Senior Cierra Johnson provided quality minutes off the bench with seven points, five rebounds and five assists.

Key Notes & Stats

The Crimson Tide shot 42 percent (23-of-55) from the floor, while the Wildcats shot at a 38 percent (23-of-61) clip. Alabama outrebounded Kentucky 40-35 and outscored the Cats 28-22 in the paint. The Tide bench came up big again, outscoring UK 30-20. Kentucky took care of the ball, only turning the ball over six times, while forcing 17 UA miscues.



KRISTY CURRY

COACHING HIGHLIGHTS

- Over 400 career wins
- Over 100 wins at Alabama
- Nine NCAA Tournament appearances
 - One NCAA Final Four
 - Two NCAA Elite Eights
 - Four NCAA Sweet 16s
- Five Women's National Invitation Tournament appearances
 - Two Big Ten regular season titles
 - 11 20-win seasons

UNIVERSITY OF ALABAMA, HEAD COACH, 2013-PRESENT

| Year | Record | Pct. | SEC Record | Pct. | Postseason |
|-----------|---------|------|------------|------|--------------------|
| 2013-14 | 14-16 | .467 | 7-9 | .438 | |
| 2014-15 | 13-19 | .406 | 2-14 | .125 | |
| 2015-16 | 15-16 | .484 | 4-12 | .250 | WNIT First Round |
| 2016-17 | 22-14 | .611 | 5-11 | .313 | WNIT Quarterfinals |
| 2017-18 | 20-14 | .588 | 7-9 | .438 | WNIT Quarterfinals |
| 2018-19 | 14-17 | .452 | 5-11 | .313 | |
| 2019-20 | 13-10 | .571 | 3-7 | .300 | |
| Total (7) | 111-106 | .512 | 33-73 | .311 | |

TEXAS TECH UNIVERSITY, HEAD COACH, 2006-13

| Year | Record | Pct. | Big 12 Record | Pct. | Postseason |
|-----------|--------|------|---------------|------|-------------------|
| 2006-07 | 15-16 | .484 | 6-10 | .375 | |
| 2007-08 | 17-16 | .515 | 4-12 | .250 | WNIT Third Round |
| 2008-09 | 16-15 | .516 | 6-10 | .375 | |
| 2009-10 | 18-15 | .545 | 5-11 | .313 | WNIT Second Round |
| 2010-11 | 22-11 | .667 | 8-8 | .500 | NCAA First Round |
| 2011-12 | 21-14 | .600 | 6-12 | .333 | WNIT Third Round |
| 2012-13 | 21-11 | .656 | 11-7 | .611 | NCAA First Round |
| Total (7) | 130-98 | .570 | 46-70 | .397 | |

PURDUE UNIVERSITY, HEAD COACH, 1999-2006

| Year | Record | Pct. | Big Ten Record | Pct. | Postseason |
|-----------|--------|------|----------------|------|-------------------|
| 1999-2000 | 23-8 | .742 | 11-5 | .688 | NCAA Second Round |
| 2000-01 | 31-7 | .816 | 14-2 | .875 | NCAA Runner Up |
| 2001-02 | 24-6 | .800 | 13-3 | .813 | NCAA Second Round |
| 2002-03 | 29-6 | .829 | 12-4 | .750 | NCAA Elite Eight |
| 2003-04 | 29-4 | .879 | 14-2 | .875 | NCAA Sweet 16 |
| 2004-05 | 17-13 | .567 | 9-7 | .563 | NCAA Second Round |
| 2005-06 | 26-7 | .788 | 13-3 | .813 | NCAA Sweet 16 |
| Total (7) | 179-51 | .778 | 86-26 | .768 | |

CAREER (21) **420-255** **.622** **165-168** **.495**

ON THE BENCH

KELLY CURRY



Kelly Curry is in his seventh season with the Crimson Tide women's basketball team, working primarily with the guards, while also handling the offense, scheduling, recruiting and scouting.

TIFFANY COPPAGE



Tiffany Coppage is in her second season on the coaching staff, serving as an assistant coach and recruiting coordinator, while coaching the wings. She joined the Tide after spending two seasons in the same position at Northwestern.

ADRIAN WALTERS




Adrian Walters is in his first season at UA. He spent the previous seven seasons as an assistant coach at Auburn. In his role with the Tide he will take over the defense, while also coaching the post players.

BRIAN JOHNSON



Brian Johnson is in his fourth season at Alabama and second as the director of operations. During his first two seasons he served as the coordinator of player development, recruiting and video operations.

JOHN CLARK




John Clark joined the Crimson Tide women's basketball staff in May of 2019 as its director of video and creative content. Clark previously served as an assistant coach for the Incarnate Word women's basketball team.

TERRY JONES



Terry Jones, Sr. is in his second stint as strength and conditioning coach for the women's basketball team and has been a member of the Crimson Tide staff for 30 years. In 2003, he was certified as a Master Strength & Conditioning Coach.

DARAH MCINTURF



Darah McInturf is entering her fifth season as an athletic trainer at Alabama and her first with the women's basketball team. Over the past four years, McInturf has spent her time with the Alabama men's/women's cross country and track and field teams.

QUICK FACTS

UNIVERSITY

Location Tuscaloosa, Ala.
Founded April 12, 1831
Enrollment 38,103
Conference Southeastern
Colors Crimson and White
Nickname Crimson Tide
President Dr. Stuart Bell
Athletic Director Greg Byrne
Home Arena Coleman Coliseum (15,383)

COACHING STAFF

Head Coach Kristy Curry
Alma Mater Northeast Louisiana, 1988
Record at Alabama 111-106 (Seventh Season)
SEC Record 33-73 (Seventh Season)
Career Record 420-255 (21st Season)
Assistant Coach Kelly Curry
Assistant Coach Tiffany Coppage
Assistant Coach Adrian Walters
Director of Operations Brian Johnson
Director of Video/Creative Content John Clark
Strength and Conditioning Terry Jones
Athletic Trainer Darah McInturf

TEAM INFORMATION

2018-19 Record 14-17
2018-19 SEC Record/Finish 5-11/11th
2018-19 H/A/N Record 9-6/3-7/2-4
Starters Returning/Lost 4/1
Letterwinners Returning/Lost 10/4
Non-letterwinners Returning 1
Newcomers 3

PROGRAM HISTORY

All-Time Record 769-602 (.561)/46 Seasons
SEC Record 167-314 (.348)
Overall Home Record 392-192 (.672)
Coleman Coliseum Record 321-149 (.684)
Foster Auditorium Record 71-43 (.623)
First Season 1974-75
SEC Tournament Record 28-39 (.418)
NCAA Appearances 10
 (1984, 88, 92, 93, 94, 95, 96, 97, 98, 99)
NCAA Record 16-10 (.615)
WNIT Appearances 7
 (2000, 01, 02, 11, 16, 17, 18)
WNIT Record 11-7 (.611)

ATHLETICS COMMUNICATIONS

Basketball Contact Zach Rhodes
Office 205-348-6084
Cell 919-247-7585
E-mail zrhodes@ia.ua.edu
Website www.RollTide.com
Mailing Address 1201 Coliseum Drive (Room 170)
 Tuscaloosa, AL 35487

NEWS AND NOTES

OPENING TIP

- Alabama is set to take on Auburn for the second time this season in the annual Power of Pink/Play4Kay game on Sunday, Feb. 9 at 2 p.m. CT in Coleman Coliseum. The Crimson Tide (13-10, 3-7 SEC) routed the Tigers (8-12, 2-7 SEC) on Jan. 12, 75-48, in Auburn Arena.
- Last time out, the Tide fell on the road to No. 15/15 Kentucky 66-62 on Thursday night in Lexington, while the Tigers picked up a win over Vanderbilt on Sunday and had a bye on Thursday.
- The matchup on Sunday is the 92nd between the two rivals. In their last meeting, Alabama defeated the Tigers on Auburn's home court 75-48 on Jan. 12, 2020. The win was Alabama's largest margin of victory against the Tigers in Auburn Arena and at the time, it was also the Crimson Tide's first win of the decade and the first in Southeastern Conference play.

SUNDAY FUNDAY

- The Crimson Tide has played its best basketball on Sundays by compiling an 8-1 record on the year. All three of Alabama's conference wins have come on Sunday with victories over Auburn, Vanderbilt and Ole Miss.

SHOOTERS SHOOT

- Junior Jasmine Walker is one of the best three-point shooters in the conference, as she fifth in the SEC in three-point makes (46), makes per game (2.0) and percentage (38.3). In conference play, Walker is averaging 2.4 three-point makes in 6.1 attempts per contest for a 39.3 clip.
- Walker leads the team in shots attempted (244), shots made (98), three-point makes (46) and three-point attempts (120). The Montgomery native also is tops on the team in rebounds per game with 6.9.

"FREE" THROWS

- Crimson Tide sophomore Megan Abrams has converted 20 of her last 21 free throw attempts, dating back to the South Carolina game on Jan. 5.
- Alabama is one of the best in the country at getting to the free throw line. The Crimson Tide is No. 27 in the nation in free throw attempts (453) and No. 27 in makes (317). UA is knocking down its attempts at a 70.0 percent clip which is good enough for fourth in the SEC.

LEWIS DOES IT ALL

- Redshirt junior Jordan Lewis became the program's 29th 1,000-point scorer on Jan. 20 at Tennessee. She currently has 1,050 career points. Lewis took over the No. 7 spot in career assists at Alabama last game against Kentucky. For the season, Lewis leads the team in points (12.6), assists (3.7) and is second in steals (1.2).
- Off the court, Lewis was named to the 2019 SEC Community Service Team and represents the Tide at SEC meetings. She graduated with a degree in marketing in August 2019 and is currently working on her MBA. She is a three-time SEC Academic Honor Roll member and in AKA sorority. Lewis is also a team captain.

THREES PLEASE

- Alabama is one of the best three-point shooting teams in the SEC, coming in at fourth in the conference in attempts (469), makes (159), makes per game (6.9) and is fifth in percentage (33.9).

BENCH MOB

- The Alabama bench has outscored its opponents, 720-388 (31.3 avg. - 16.9 avg.), in 23 games this season. The Tide reserves leads the SEC in total bench points and bench points per game. The bench has outscored opponents in 22 of 23 games so far this season.
- The reserves have accounted for 43.3 percent of the Tide's scoring, with senior Cierra Johnson (8.4) and sophomore De'Sha Benjamin (8.0) leading the bench.

SEC BENCH POINT PRODUCTION (as of Feb. 7)

1. **Alabama – 31.3/gm (720 total – 23 gm)**
2. Mississippi St. – 27.1/gm (678 total – 25 gm)
3. South Carolina – 26.7/gm (612 total – 23 gm)
4. Tennessee – 24.9/gm (573 total – 23 gm)
5. Vanderbilt – 23.6/gm (519 total – 22 gm)
6. Missouri – 22.0/gm (505 total – 23 gm)

SPECIALTY STATS

| Opponent | Paint | Pts off T/O | 2ndCh | FastB | Bench |
|------------------------|-------|-------------|-------|-------|-------|
| Alabama | 20 | 14 | 14 | 13 | 25 |
| Hampton | 22 | 17 | 6 | 6 | 6 |
| Alabama | 32 | 39 | 20 | 14 | 37 |
| at Clemson | 42 | 16 | 8 | 12 | 35 |
| Alabama | 50 | 19 | 21 | 9 | 71 |
| Mercer | 28 | 10 | 0 | 17 | 18 |
| Alabama | 46 | 24 | 23 | 10 | 40 |
| at South Alabama | 10 | 16 | 4 | 7 | 1 |
| Alabama | 20 | 12 | 10 | 4 | 20 |
| at Tulane | 22 | 15 | 8 | 2 | 19 |
| Alabama | 40 | 15 | 8 | 12 | 38 |
| vs. Northern Iowa | 22 | 17 | 12 | 11 | 32 |
| Alabama | 32 | 15 | 12 | 3 | 27 |
| vs. Southern Cal | 22 | 8 | 9 | 10 | 16 |
| Alabama | 32 | 16 | 12 | 6 | 23 |
| Iowa State | 36 | 9 | 10 | 5 | 10 |
| Alabama | 34 | 9 | 8 | 6 | 25 |
| Colgate | 24 | 19 | 2 | 6 | 18 |
| Alabama | 52 | 7 | 7 | 8 | 36 |
| North Carolina | 32 | 14 | 15 | 11 | 8 |
| Alabama | 24 | 16 | 13 | 5 | 24 |
| Bethune-Cookman | 20 | 14 | 8 | 4 | 21 |
| Alabama | 38 | 20 | 6 | 9 | 41 |
| Radford | 24 | 8 | 3 | 1 | 20 |
| Alabama | 40 | 10 | 8 | 7 | 51 |
| Southeastern Louisiana | 16 | 12 | 7 | 6 | 16 |
| Alabama | 38 | 17 | 16 | 13 | 20 |
| at LSU | 46 | 15 | 8 | 16 | 16 |
| Alabama | 32 | 20 | 11 | 6 | 26 |
| South Carolina | 38 | 19 | 17 | 28 | 30 |
| Alabama | 38 | 18 | 11 | 0 | 19 |
| Kentucky | 10 | 20 | 8 | 4 | 16 |
| Alabama | 28 | 17 | 10 | 10 | 24 |
| at Auburn | 24 | 10 | 13 | 0 | 17 |
| Alabama | 26 | 11 | 2 | 4 | 15 |
| at Tennessee | 26 | 3 | 12 | 11 | 14 |
| Alabama | 34 | 11 | 13 | 5 | 26 |
| Texas A&M | 26 | 14 | 7 | 8 | 0 |
| Alabama | 38 | 30 | 20 | 10 | 60 |
| Vanderbilt | 18 | 11 | 9 | 6 | 28 |
| Alabama | 20 | 4 | 6 | 2 | 24 |
| Arkansas | 18 | 25 | 7 | 14 | 15 |
| Alabama | 30 | 15 | 24 | 2 | 24 |
| at Ole Miss | 16 | 18 | 8 | 9 | 12 |
| Alabama | 28 | 2 | 6 | 4 | 30 |
| at Kentucky | 22 | 21 | 9 | 11 | 20 |
| Alabama | | | | | |
| Auburn | | | | | |
| Alabama | | | | | |
| at Georgia | | | | | |
| Alabama | | | | | |
| Florida | | | | | |
| Alabama | | | | | |
| at Mississippi State | | | | | |
| Alabama | | | | | |
| at Texas A&M | | | | | |
| Alabama | | | | | |
| Missouri | | | | | |
| Alabama Totals | 773 | 360 | 281 | 162 | 720 |
| Average/Game | 33.6 | 15.7 | 12.2 | 7.0 | 31.3 |
| Opponent Totals | 533 | 362 | 190 | 205 | 388 |
| Average/Game | 23.2 | 15.7 | 8.3 | 8.9 | 16.9 |

7. Kentucky – 21.2/gm (466 total – 22 gm)
8. Arkansas – 20.3/gm (466 total – 23 gm)
9. LSU – 18.8/gm (394 total – 21 gm)
10. Georgia – 18.3/gm (422 total – 23 gm)
11. Ole Miss – 18.2/gm (401 total – 22 gm)
12. Auburn – 13.3/gm (266 total – 20 gm)
13. Florida – 13.0/gm (285 total – 22 gm)
14. Texas A&M – 9.2/gm (203 total – 22 gm)

SCORING BY COMMITTEE

• Seven different Alabama players average 6.7 points or more. Lewis is tops on the team (12.6), while Walker is second with 11.6 points. Others include Johnson (8.4), Benjamin (8.0), junior Ariyah Copeland (7.7), Abrams (7.3) and sophomore Brittany Davis (6.7).

ABOUT AUBURN

- In the first meeting against Alabama, the Tigers were without their second leading scorer in Daisa Alexander who puts up 13.9 points per game. Since Alexander's return from injury on Jan. 19 Auburn has picked up its two SEC wins.
- In addition to Alexander, AU is led by Unique Thompson who is averaging 17 points and 12.2 rebounds, while Brooke Moore is averaging 10.4 points each time out.
- Head Coach Terri Williams-Flournoy is in her eighth season as the coach at Auburn. She has a 132-113 record in her time with the Tigers and a 275-217 career record as a head coach. Last season, William-Flournoy led the Tigers to the NCAA Tournament appearance as a No. 10 seed.

SEC'S ACTIVE CAREER LEADERS (as of Feb. 7)

- Points - Jordan Lewis: 1,050 (No. 9)
- Rebounds - Jasmine Walker: 494 (No. 9)
Ashley Knight: 428 (No. 14)
- Assists - Jordan Lewis: 371 (No. 2)
- Blocks - Ashley Knight: 211 (No. 1)
- Steals - Jordan Lewis: 125 (No. 6)

THE GAUNTLET TO START SEC PLAY

• The Crimson Tide had one of the toughest schedules to start Southeastern conference play with five out of its first eight games coming against top-25 teams. Six of the seven of the teams the Tide has played are in the top-50 in RPI, which included, Arkansas, Texas A&M, Tennessee, Kentucky, South Carolina and LSU.

RECORD-BREAKING PERFORMANCE VS. VANDY

• The Crimson Tide had a record-breaking performance against Vanderbilt on Sunday, Jan. 26, with the Tide putting up the most points against an SEC team since 1999 after exploding for a 98-61 win over the Commodores. The 37-point victory was the largest margin of victory against an SEC team since Alabama defeated Mississippi State 97-64 on Jan. 13, 1996. Alabama was on fire from beyond the arc going 12-of-17 (70.6 percent) which is a school record for three-point percentage in a game with a minimum of eight three-pointers made.

KNIGHT BECOMES ALL-TIME BLOCK LEADER AT ALABAMA

- With three blocks against UNC (12/15), senior Ashley Knight passed Alabama great Yolanda Watkins for the most blocks in UA history. She currently has 210 career blocks, which is the most actively in the SEC. She still holds the single season block record with 90 her freshman year.
- Knight is currently averaging 1.83 blocks per game which is No. 54 in the nation and sixth in the SEC. Her 42 blocked shots this season are good enough for No. 42 in the country and sixth in the conference.

DAVIS EARNS NATIONAL RECOGNITION

- In the win over North Carolina (12/15) Davis dropped a career-high 23 points on an impressive 10-of-12 shooting, which earned her multiple awards and recognition.
- On Dec. 16, College Sports Madness named Davis the National Player of the Week for her performance. On Dec. 17, the Southeastern Conference tabbed Davis as the SEC POW and then on Dec. 18, the NCAA placed her on the Starting Five, which is the top 5 players in the country for the week.

CURRY PICKS UP 100TH WIN AT ALABAMA

- Head Coach Kristy Curry picked up her 100th win of her career at Alabama on Nov. 17 against Mercer. Curry is in her seventh season with the Tide and is the program's No. 2 winningest coach in history. She is one of 10 coaches nationally to lead three different programs to 100 wins.
- Curry picked up her 400th career victory last season on Dec. 16 against Northwestern State.

ALABAMA ADDS TWO IN EARLY SIGNING PERIOD

- Myra Gordon is a 6-0 guard from Fort Worth, Texas, that had an incredible junior season at L.D. Bell High School in 2018-2019, averaging 27 points, eight rebounds, three assists, and two steals while leading her team to a district championship, under the direction of head coach Andy Bloodworth. For her efforts, Gordon was named Texas Girls Coaches Association All-State & Coaches All-State, while also being tabbed the MVP of her district. In addition, Gordon earned the Fort Worth Star Telegram Player of the Year, while leading DFW in scoring for the second straight season. In her junior campaign, she also broke the school single-season scoring record with 930 points and the single-game scoring record with 53 points. She currently has over 2,000 career points to date.

- Keyara Jones is a 5-7 guard from Heidelberg, Miss., who spent last season with Jones College. Under head coach Missy Bilderback, Jones led her team to a 28-3 record and a MACJC State and Region 23 Championship, while earning a NJCAA All-American Honorable Mention. She was also named First Team All-MACJC and NJCAA Region 23, while being selected to play in the NJCAA All-Star Game. Jones played in 30 games as a redshirt freshman, while leading the team in scoring with an average of 15.7 points per game.

WE BACK

- The 2019-20 Alabama roster returns 11 players from last year's team, which is tied for first with Kentucky for the most in the SEC.
- UA has four of five starters returning, along with Jordan Lewis, Shelby Gibson and Amber Richardson who redshirted a season ago. The Tide also returns 84.4 percent of its scoring from last year.
- Alabama has nine of its top 10 scorers returning from last season including four of five starters, which includes Cierra Johnson, Megan Abrams, Jasmine Walker and Ariyah Copeland.

CIERRA JOHNSON NAMED PRESEASON SECOND TEAM ALL-SEC

- Alabama senior Cierra Johnson was voted to the Preseason All-SEC Second Team by the Southeastern Conference coaches on Oct. 26.

TIDE TAKES TO CANADA OVER THE SUMMER

- The Crimson Tide went 3-0 on its 2019 Canadian Foreign Tour. The Tide explored the beautiful cities of Whistler, Vancouver, and Victoria. The team and staff participated in many fun excursions, including ziplining, bobsledding, whitewater rafting and axe throwing, among other activities.

JORDAN LEWIS PLAYS IN USA BASKETBALL 3X3 NATIONAL CHAMPIONSHIPS

- Jordan Lewis was selected to participate in the 2019 USA Basketball 3x3 National Championship at the Downtown Las Vegas Events Center, on May 3-4. Prior to the national championship, Lewis took part in a minicamp from May 1-2 before getting assigned to a 3x3 team. She led her team to the semifinals, before being eliminated from the tournament.

ALABAMA OVERSEAS

- Five players who have signed professional contracts since 2018. Quanetria Bolton, Ashley Williams, Alana da Silva, Hannah Cook and Shaquera Wade.

CAREER RECORD WATCH

- Ashley Knight, and Jordan Lewis are all in the midst of making their way up career lists at Alabama. See below for current standings.

Career Blocks

| | | | |
|----------|------------|----------------------|---------------------|
| 1 | 211 | Ashley Knight | 2016-present |
|----------|------------|----------------------|---------------------|

Career Assists

| | | | |
|----------|------------|---------------------|---------------------|
| 1 | 800 | Niesa Johnson | 1991-95 |
| 2 | 620 | Brittney Ezell | 1994-99 |
| 3 | 525 | Shondra Johnson | 1999-2002 |
| 4 | 505 | Shelly Pyles | 1984-88 |
| 5 | 459 | Dominique Canty | 1995-99 |
| 6 | 441 | Amy Lannom | 1998-92 |
| 7 | 371 | Jordan Lewis | 2016-present |

Career Assists Per Game

| | | | |
|---|-----|----------------|---------|
| 1 | 6.4 | Niesa Johnson | 1991-95 |
| 2 | 4.8 | Brittney Ezell | 1994-99 |

| | | | |
|------------|------------|---------------------|---------------------|
| 3 | 4.6 | Shondra Johnson | 1999-2002 |
| 4 | 4.4 | Maya Beasley | 1980-81 |
| 5 | 4.3 | Shelly Pyles | 1984-88 |
| 6 | 4.0 | Daisha Simmons | 2012-14 |
| 7 | 3.9 | Amy Lannom | 1998-92 |
| T-8 | 3.8 | Hazel Hall | 1980-81 |
| T-8 | 3.8 | Jordan Lewis | 2016-present |

Career Field Goal Percentage (minimum 300 attempts)

| | | | |
|----------|-------------|----------------------|---------------------|
| 1 | .567 | Ashley Knight | 2016-present |
|----------|-------------|----------------------|---------------------|

Career Points

| | | | |
|-----------|--------------|---------------------|---------------------|
| 1 | 2,294 | Dominique Canty | 1995-99 |
| 2 | 2,134 | Niesa Johnson | 1991-95 |
| 3 | 2,018 | Carol Smith | 1982-86 |
| 4 | 1,778 | Yolanda Watkins | 1992-97 |
| 5 | 1,630 | Terri Hillard | 1980-84 |
| 6 | 1,535 | Tierney Jenkins | 2007-11 |
| 7 | 1,522 | Betsy Harris | 1990-94 |
| 8 | 1,468 | Hannah Cook | 2014-18 |
| 9 | 1,450 | Ashley Williams | 2013-18 |
| 10 | 1,411 | Shondra Johnson | 1998-2002 |
| 11 | 1,309 | Shalonda Enis | 1995-97 |
| 12 | 1,286 | Leslie Payne | 1977-81 |
| 13 | 1,261 | Cynthia McDougle | 1984-89 |
| 14 | 1,260 | Laura Vaughn | 1987-91 |
| 15 | 1,211 | Beth Vice | 1998-2003 |
| 16 | 1,185 | Navonda Moore | 2003-07 |
| 17 | 1,174 | Monique Bivens | 2001-05 |
| 18 | 1,170 | Ericka Russell | 2008-12 |
| 19 | 1,168 | Glenda Boss | 1977-81 |
| 20 | 1,151 | Meoshonti Knight | 2014-18 |
| T21 | 1,069 | Linda Burgess | 1990-92 |
| T21 | 1,069 | Tracey Rutledge | 1985-88 |
| 23 | 1,066 | Lanisha Cartwell | 1998-2002 |
| 24 | 1,050 | Jordan Lewis | 2016-present |

2019-20 SEC STANDINGS

| | SEC | Overall |
|-------------------|------------|--------------|
| South Carolina | 10-0 | 22-1 |
| Mississippi State | 9-1 | 21-3 |
| Kentucky | 7-3 | 18-4 |
| Tennessee | 7-3 | 17-6 |
| Texas A&M | 6-3 | 18-4 |
| LSU | 6-3 | 16-5 |
| Arkansas | 6-4 | 18-5 |
| Florida | 3-6 | 12-10 |
| ALABAMA | 3-7 | 13-10 |
| Georgia | 3-7 | 12-11 |
| Missouri | 3-7 | 6-17 |
| Vanderbilt | 2-7 | 12-10 |
| Auburn | 2-7 | 8-12 |
| Ole Miss | 0-9 | 7-15 |

*as of Feb. 7

UA IN NCAA/SEC STATS

| Team | Value | NCAA Rank | SEC Rank |
|---------------------|-------|-----------|----------|
| Assist/Turnover | .82 | 166 | 8 |
| Assists | 281 | 164 | 10 |
| Assists/Game | 12.2 | 233 | 12 |
| Blocks | 93 | 57 | 4 |
| Blocks/Game | 4.0 | 77 | 4 |
| FG % | 43.0 | 62 | 8 |
| FG % Defense | 38.8 | 133 | 7 |
| Free Throw Attempts | 453 | 27 | 5 |
| Free Throws Made | 317 | 27 | 4 |
| Free Throw % | 70.0 | 149 | 4 |
| Rebounds | 902 | 50 | 7 |
| Rebounds/Game | 39.22 | 115 | 8 |
| Rebound Margin | 5.5 | 58 | 6 |
| Scoring Defense | 63.9 | 163 | 9 |
| Scoring Margin | 8.4 | 69 | 7 |
| Scoring Offense | 72.3 | 52 | 4 |
| Steals | 150 | 228 | 11 |
| Steals/Game | 6.5 | 271 | 11 |
| 3-PT FG % | 33.9 | 70 | 5 |
| 3-PT FG % Def. | 33.3 | 285 | 11 |
| 3-PT FG Attempted | 469 | 87 | 4 |
| 3-PT FG Made | 159 | 67 | 4 |
| 3-PT FG/Game | 6.9 | 97 | 4 |
| Turnover Margin | -0.70 | 210 | 8 |
| Turnovers Forced | 14.13 | 279 | 11 |
| Turnovers/Game | 14.8 | 99 | 6 |

*as of Feb. 7

| Individual | Value | NCAA Rank | SEC Rank |
|------------------------------|-------|-----------|----------|
| Assist/Turnover Ratio | | | |
| Jordan Lewis | 1.47 | 168 | 10 |
| Assists/Game | | | |
| Jordan Lewis | 3.7 | 177 | 9 |
| Assists | | | |
| Jordan Lewis | 84 | 130 | 8 |
| Blocks/Game | | | |
| Ashley Knight | 1.83 | 54 | 6 |
| Blocks | | | |
| Ashley Knight | 42 | 42 | 6 |
| Free Throw Attempts | | | |
| Jordan Lewis | 107 | 86 | 6 |
| Free Throw Made | | | |
| Jordan Lewis | 73 | 117 | 6 |
| 3-Point FG Made | | | |
| Jasmine Walker | 46 | 113 | 5 |
| 3-Point FG Made/Game | | | |
| Jasmine Walker | 2.00 | 164 | 5 |
| 3-Point Percentage | | | |
| Jasmine Walker | 38.3 | 62 | 5 |

*as of Feb. 7

ALABAMA'S RECORD WHEN...

| | | | |
|---------------------------|------|------------------------------|-----|
| At home | 7-6 | Scoring 80 or more points | 6-0 |
| On the road | 5-3 | Scoring 70-79 points | 3-3 |
| At neutral sites | 1-1 | Scoring 60-69 points | 3-5 |
| In SEC games | 3-7 | Scoring 50-59 points | 1-1 |
| SEC home games | 1-4 | Scoring less than 50 points | 0-1 |
| SEC road games | 2-3 | Allowing 80 or more points | 0-2 |
| In non-conference games | 10-3 | Allowing 70-79 points | 2-3 |
| In overtime | 0-0 | Allowing 60-69 points | 3-5 |
| In games decided by | | Allowing 50-59 points | 6-0 |
| 5 points or less | 1-5 | Allowing less than 50 points | 2-0 |
| 6-10 points | 3-2 | On Sunday | 8-1 |
| 11 points or more | 9-3 | On Monday | 0-1 |
| Leading at the half | 11-2 | On Tuesday | 2-0 |
| Trailing at the half | 1-8 | On Wednesday | 0-1 |
| Tied at the half | 1-0 | On Thursday | 1-6 |
| Shooting 40% or better | 9-6 | On Friday | 2-0 |
| Shooting less than 40% | 4-4 | On Saturday | 0-1 |
| Opp. better than 40% | 3-6 | In November | 5-2 |
| Opp. 40% or less | 10-4 | In December | 5-1 |
| Shooting better than opp. | 11-1 | In January | 2-6 |
| Shooting worse than opp. | 2-9 | In February | 1-1 |
| Shooting the same as opp. | 0-0 | In March | 0-0 |
| Outrebounding opp. | 11-5 | | |
| Opp. outrebounds UA | 2-5 | | |
| Rebounds are tied | 0-0 | | |
| 70% or better on FT | 10-3 | | |
| 70% or less on FT | 3-7 | | |
| More FT att. than opp. | 11-4 | | |
| Less FT att. than opp. | 2-5 | | |
| Same FT att. as opp. | 0-1 | | |
| 40% or better on 3PT | 7-1 | | |
| Less than 40% on 3PT | 6-9 | | |
| More turnovers than opp. | 6-5 | | |
| Less turnovers than opp. | 6-5 | | |
| Same turnovers as opp. | 1-0 | | |

ALABAMA POINT PRODUCTION

| OPPONENT | BACK COURT | FRONT COURT | STARTERS | RESERVES | SENIORS | JUNIORS | SOPHOMORES | FRESHMEN |
|-------------------------|--------------------|-------------------|-------------------|-------------------|-------------------|-------------------|-------------------|------------------|
| Hampton | 43 | 18 | 42 | 19 | 8 | 32 | 21 | 0 |
| at Clemson | 41 | 26 | 30 | 37 | 25 | 27 | 15 | 0 |
| Mercer | 72 | 39 | 40 | 71 | 21 | 31 | 58 | 1 |
| at South Alabama | 45 | 29 | 34 | 40 | 26 | 32 | 16 | 0 |
| at Tulane | 40 | 26 | 46 | 20 | 16 | 40 | 10 | 0 |
| vs. Northern Iowa | 57 | 30 | 49 | 38 | 22 | 49 | 16 | 0 |
| vs. Southern California | 40 | 17 | 30 | 27 | 13 | 22 | 22 | 0 |
| Iowa State | 44 | 22 | 43 | 23 | 8 | 40 | 18 | 0 |
| Colgate | 37 | 35 | 47 | 25 | 2 | 39 | 31 | 0 |
| North Carolina | 66 | 17 | 47 | 36 | 4 | 24 | 55 | 0 |
| Bethune-Cookman | 46 | 14 | 36 | 24 | 15 | 23 | 22 | 0 |
| Radford | 59 | 26 | 44 | 41 | 25 | 26 | 31 | 3 |
| Southeastern Louisiana | 71 | 16 | 36 | 51 | 18 | 21 | 40 | 8 |
| at LSU | 37 | 23 | 40 | 20 | 14 | 31 | 15 | 0 |
| South Carolina | 54 | 24 | 52 | 26 | 15 | 41 | 22 | 0 |
| Kentucky | 37 | 34 | 52 | 19 | 14 | 41 | 16 | 0 |
| at Auburn | 36 | 39 | 51 | 24 | 17 | 49 | 9 | 0 |
| at Tennessee | 39 | 24 | 48 | 15 | 6 | 39 | 18 | 0 |
| Texas A&M | 45 | 29 | 48 | 26 | 19 | 37 | 18 | 0 |
| Vanderbilt | 70 | 28 | 38 | 60 | 13 | 27 | 49 | 9 |
| Arkansas | 33 | 15 | 24 | 24 | 10 | 18 | 20 | 0 |
| at Ole Miss | 28 | 29 | 33 | 24 | 14 | 24 | 19 | 0 |
| at Kentucky | 37 | 25 | 32 | 30 | 11 | 26 | 25 | 0 |
| Auburn | | | | | | | | |
| at Georgia | | | | | | | | |
| Florida | | | | | | | | |
| at Mississippi State | | | | | | | | |
| at Texas A&M | | | | | | | | |
| Missouri | | | | | | | | |
| TOTALS | 1077 (.648) | 585 (.352) | 942 (.567) | 720 (.433) | 336 (.202) | 739 (.445) | 566 (.341) | 21 (.000) |

ALABAMA LAST TIME IT HAPPENED...

Alabama Individual

Scored 20 points

Scored 30 points

Scored 35 points

Consecutive 20-point games

Two players with 20-point games

Three players with 20-point games

Made 10 field goals

Made 15 field goals

Attempted 20 field goals

Attempted 30 field goals

Made six 3-point field goals

Made seven 3-point field goals

Made eight or more 3-point field goals

Attempted 10 3-point field goals

Attempted 15 3-point field goals

Attempted 20 3-point field goals

Made 10 free throws

Made 15 free throws

Attempted 15 free throws

Had 15 rebounds

Had 20 rebounds

Two players with double-digit rebounds

Had 10 assists

Had 15 assists

Had six blocked shots

Had seven blocked shots

Had eight or more blocked shots

Had five steals

Had six steals

Had seven or more steals

Double-double

Consecutive double-doubles

Two players with double-doubles

Three straight double-doubles

Five or more straight double-doubles

Triple-double

20 points & 20 rebounds

Alabama Team

Scored 85 points

Scored 90 points

Scored 95 points

Scored 100 points

Had 50 rebounds

Had 60 rebounds

Made 35 field goals

Made 40 field goals

Attempted 65 field goals

Attempted 70 field goals

Attempted 80 field goals

Attempted 90 field goals

Made 10 3-point field goals

Attempted 30 3-point field goals

Made 25 free throws

Made 35 free throws

Attempted 35 free throws

Attempted 50 free throws

Had 20 assists

Had 25 assists

Had 30 assists

Had 15 steals

Had 20 steals

Had 25 steals

Had 10 blocks

Five players score in double figures

Six players score in double figures

Jasmine Walker (23) at Auburn, Jan. 12, 2020

Shafontaye Myers (33) & Daisha Simmons (37) vs. Troy, Dec. 20, 2013

Daisha Simmons (37) vs. Troy, Dec. 20, 2013

Jordan Lewis (21 at Tulane, 23 vs. UNI), Nov. 24-29, 2019

Brittany Davis (23) & Megan Abrams (21) vs. UNC, Dec. 15, 2019

Daisha Simmons (37), Shafontaye Myers (33), Ashley Williams (22) vs. Troy, Dec. 20, 2013

Brittany Davis (10) vs. UNC, Dec. 15, 2019

Dominique Canty (15) vs. Tennessee, Jan. 31, 1999

Jordan Lewis (21) at Tennessee, Jan. 20, 2020

Julie Ellis (31) vs. Talledega, Jan. 14, 1973

Jordan Lewis (6) at Tulane, Nov. 25, 2019

Shafontaye Myers (7) vs. Auburn, Jan. 24, 2013

Ericka Russell (8) at Arkansas, Feb. 27, 2011

Hannah Cook (12) vs. Kentucky, March 3, 2017

Shafontaye Myers (15) vs. Auburn, Jan. 24, 2013

Shafontaye Myers (21) vs. North Texas, Nov. 19, 2012

Cierra Johnson (14) vs. LSU, Jan. 20, 2019

Shondra Johnson (16) vs. Providence, Dec. 2, 2001

Cierra Johnson (16) vs. LSU, Jan. 20, 2019

Jasmine Walker (15) vs. Kentucky, Feb. 11, 2019

Tierney Jenkins (27) at Belmont, Nov. 21, 2009

Cierra Johnson (14) & Jasmine Walker (13) vs. Ole Miss, Feb. 28, 2019

Daisha Simmons (11) vs. Troy, Dec. 20, 2013

Niesha Johnson (15) vs. Ole Miss, March 5, 1994

Ariyah Copeland (6) vs. Clemson, Nov. 19, 2018

Ashley Knight (7) vs. Alabama A&M, Nov. 10, 2017

Terri Hillard (9) vs. Mississippi College, March 5, 1981

Jasmine Walker (5) vs. Georgia, Feb. 24, 2019

Cierra Johnson (6) at Clemson, Nov. 12, 2019

Cierra Johnson (7) at Georgia, Jan. 27, 2019

Jasmine Walker (14 points & 10 rebounds) at Tennessee, Jan. 20, 2020

Jasmine Walker at Auburn, Jan. 12 - at Tennessee, Jan. 20, 2020

Jasmine Walker & Cierra Johnson vs. Ole Miss, Feb. 28, 2019

Tierney Jenkins, at Auburn, vs. Ole Miss, vs. Mississippi State, Feb. 17-24, 2011

Tierney Jenkins (8), Nov. 12 - Dec. 2, 2010

Daisha Simmons (37 pts, 11 ast, 11 rebs) vs. Troy, Dec. 20, 2013

Laura Head (25 pts & 21 rebs), vs. Florida State, Jan. 30, 1989

87, vs. Vanderbilt, Jan. 26, 2020

98, vs. Vanderbilt, Jan. 26, 2020

98, vs. Vanderbilt, Jan. 26, 2020

111, vs. Mercer, Nov. 17, 2019

53, vs. Northwestern State, Dec. 16, 2018

62, vs. Arkansas Pine-Bluff, Dec. 16, 2014

39, vs. Mercer, Nov. 17, 2019

40, vs. Alabama A&M, Nov. 27, 2016

66, vs. Texas A&M, Jan. 23, 2020

72, vs. Mercer, Nov. 17, 2019

87, vs. Troy, Dec. 20, 2013

97, vs. North Texas, Nov. 19, 2012

12, vs. Vanderbilt, Jan. 26, 2020

31, vs. Miami (Fla.), Dec. 21, 2018

27, vs. Northwestern State, Dec. 16, 2018

36, vs. Ole Miss, Jan. 5, 2017

37, vs. Northwestern State, Dec. 16, 2018

50, vs. Ole Miss, Jan. 5, 2018

21, at Auburn, Jan. 12, 2020

25, vs. Southeastern Louisiana, Nov. 25, 2012

30, vs. South Alabama, Jan. 18, 1992

15, at South Alabama, Nov. 22, 2019

20, vs. Alabama A&M, Nov. 27, 2016

30, vs. Oral Roberts, Feb. 25, 1993

10, vs. Alabama A&M, Nov. 10, 2017

vs. Vanderbilt, Jan. 26, 2020

vs. Alcorn State, Dec. 6, 2015

2019-20 COMBINED STATS



2019-20 Alabama Women's Basketball
Combined Team Statistics
All games

Page 1/1
as of Feb 07, 2020

Game Records

| Record | Overall | Home | Away | Neutral |
|----------------|---------|------|------|---------|
| ALL GAMES | 13-10 | 7-6 | 5-3 | 1-1 |
| CONFERENCE | 3-7 | 1-4 | 2-3 | 0-0 |
| NON-CONFERENCE | 10-3 | 6-2 | 3-0 | 1-1 |

Score by Periods

| Team | 1st | 2nd | 3rd | 4th | OT | TOT |
|-----------|-----|-----|-----|-----|----|------|
| Alabama | 371 | 372 | 463 | 456 | 0 | 1662 |
| Opponents | 352 | 344 | 372 | 401 | 0 | 1469 |

Team Box Score

| No. | Player | Total | | | 3-Point | | F-Throw | | Rebounds | | | | PF DQ A TO BLK STL | | | | PTS | AVG | | | | |
|------------------|--------------------|-----------|-------------|------|-----------------|-------------|----------------|-------------|----------------|-------------|------------|------------|--------------------|-------------|------------|----------|------------|------------|-----------|------------|-------------|-------------|
| | | GP-GS | MIN | AVG | FG-FGA | FG% | 3FG-FGA | 3FG% | FT-FTA | FT% | OFF | DEF | TOT | AVG | PF | DQ | | | A | TO | BLK | STL |
| 3 | LEWIS, Jordan | 23-23 | 737:02 | 32.0 | 90-236 | .381 | 36-104 | .346 | 73-107 | .682 | 29 | 72 | 101 | 4.4 | 37 | 0 | 84 | 57 | 2 | 28 | 289 | 12.6 |
| 40 | WALKER, Jasmine | 23-23 | 678:47 | 29.5 | 98-244 | .402 | 46-120 | .383 | 24-36 | .667 | 42 | 117 | 159 | 6.9 | 36 | 0 | 23 | 45 | 15 | 23 | 266 | 11.6 |
| 4 | JOHNSON, Cierra | 23-0 | 477:15 | 20.8 | 66-169 | .391 | 15-57 | .263 | 46-64 | .719 | 39 | 55 | 94 | 4.1 | 53 | 1 | 45 | 42 | 7 | 29 | 193 | 8.4 |
| 24 | BENJAMIN, De'Sha | 23-0 | 385:06 | 16.7 | 66-136 | .485 | 13-40 | .325 | 40-54 | .741 | 22 | 70 | 92 | 4.0 | 28 | 2 | 10 | 29 | 2 | 8 | 185 | 8.0 |
| 22 | COPELAND, Ariyah | 21-21 | 449:52 | 21.4 | 66-117 | .564 | 0-1 | .000 | 29-43 | .674 | 50 | 60 | 110 | 5.2 | 43 | 1 | 6 | 26 | 17 | 10 | 161 | 7.7 |
| 1 | ABRAMS, Megan | 23-23 | 526:47 | 22.9 | 55-135 | .407 | 6-30 | .200 | 51-61 | .836 | 8 | 53 | 61 | 2.7 | 19 | 0 | 46 | 41 | 3 | 10 | 167 | 7.3 |
| 23 | DAVIS, Brittany | 23-0 | 392:44 | 17.1 | 53-143 | .371 | 26-78 | .333 | 21-32 | .656 | 9 | 36 | 45 | 2.0 | 31 | 0 | 22 | 32 | 0 | 12 | 153 | 6.7 |
| 25 | KNIGHT, Ashley | 23-2 | 333:08 | 14.5 | 47-74 | .635 | 0-0 | .000 | 14-19 | .737 | 32 | 51 | 83 | 3.6 | 52 | 0 | 5 | 12 | 42 | 10 | 108 | 4.7 |
| 42 | GIBSON, Shelby | 9-0 | 55:34 | 6.2 | 9-18 | .500 | 1-3 | .333 | 4-7 | .571 | 9 | 10 | 19 | 2.1 | 14 | 0 | 2 | 4 | 3 | 2 | 23 | 2.6 |
| 11 | RICE, Destiny | 6-0 | 30:21 | 5.1 | 5-8 | .625 | 1-2 | .500 | 3-10 | .300 | 0 | 4 | 4 | 0.7 | 7 | 0 | 2 | 2 | 0 | 1 | 14 | 2.3 |
| 12 | CRUCE, Allie Craig | 12-0 | 61:44 | 5.1 | 11-19 | .579 | 3-6 | .500 | 2-2 | 1.000 | 4 | 7 | 11 | 0.9 | 8 | 0 | 1 | 5 | 2 | 1 | 27 | 2.3 |
| 2 | RICHARDSON, Amber | 23-23 | 257:23 | 11.2 | 14-39 | .359 | 1-6 | .167 | 6-12 | .500 | 13 | 17 | 30 | 1.3 | 21 | 0 | 18 | 21 | 0 | 10 | 35 | 1.5 |
| 5 | BARBER, Hannah | 23-0 | 180:31 | 7.8 | 10-30 | .333 | 10-19 | .526 | 4-6 | .667 | 1 | 19 | 20 | 0.9 | 12 | 0 | 16 | 17 | 0 | 4 | 34 | 1.5 |
| 0 | GRIZZLE, Ahriahna | 7-0 | 33:46 | 4.8 | 3-11 | .273 | 1-3 | .333 | 0-0 | .000 | 0 | 3 | 3 | 0.4 | 3 | 0 | 1 | 0 | 0 | 2 | 7 | 1.0 |
| Team | | | | | | | | | | | 34 | 36 | 70 | | | | 8 | | | | | |
| Total | | 23 | 4600 | | 593-1379 | .430 | 159-469 | .339 | 317-453 | .700 | 292 | 610 | 902 | 39.2 | 364 | 4 | 281 | 341 | 93 | 150 | 1662 | 72.3 |
| Opponents | | 23 | 4600 | | 532-1371 | .388 | 149-447 | .333 | 256-370 | .692 | 242 | 534 | 776 | 33.7 | 419 | 6 | 285 | 325 | 96 | 189 | 1469 | 63.9 |

Team Statistics

| | BAMA | OPP |
|------------------------|-----------------|-----------------|
| Scoring | 1662 | 1469 |
| Points per game | 72.3 | 63.9 |
| Scoring margin | +8.4 | - |
| Field goals-att | 593-1379 | 532-1371 |
| Field goal pct | .430 | .388 |
| 3 point fg-att | 159-469 | 149-447 |
| 3-point FG pct | .339 | .333 |
| 3-pt FG made per game | 6.9 | 6.5 |
| Free throws-att | 317-453 | 256-370 |
| Free throw pct | .700 | .692 |
| F-Throws made per game | 13.8 | 11.1 |
| Rebounds | 902 | 776 |
| Rebounds per game | 39.2 | 33.7 |
| Rebounding margin | +5.5 | - |
| Assists | 281 | 285 |
| Assists per game | 12.2 | 12.4 |
| Turnovers | 341 | 325 |
| Turnovers per game | 14.8 | 14.1 |
| Turnover margin | -0.7 | - |
| Assist/turnover ratio | 0.8 | 0.9 |
| Steals | 150 | 189 |
| Steals per game | 6.5 | 8.2 |
| Blocks | 93 | 96 |
| Blocks per game | 4.0 | 4.2 |
| Winning streak | 0 | - |
| Home win streak | 0 | - |
| Attendance | 27909 | 21143 |
| Home games-Avg/Game | 13-2147 | 8-2643 |
| Neutral site-Avg/Game | - | 2-300 |

Team Results

| Date | Opponent | Score | Att. |
|------------|------------------------|----------|------|
| 11/06/2019 | Hampton | L 61-64 | 1871 |
| 11/12/2019 | at Clemson | W 67-54 | 1233 |
| 11/17/2019 | Mercer | W 111-56 | 1885 |
| 11/21/2019 | at South Alabama | W 74-62 | 1270 |
| 11/24/2019 | at Tulane | W 66-56 | 657 |
| 11/29/2019 | vs UNI | W 87-77 | 300 |
| 11/30/2019 | vs Southern California | L 57-60 | 300 |
| 12/05/2019 | Iowa St. | L 66-75 | 1915 |
| 12/08/2019 | Colgate | W 72-52 | 1787 |
| 12/15/2019 | North Carolina | W 83-77 | 2235 |
| 12/17/2019 | Bethune-Cookman | W 60-49 | 4105 |
| 12/20/2019 | Radford | W 85-51 | 1898 |
| 12/29/2019 | Southeastern La. | W 87-50 | 1973 |
| 01/02/2020 | at LSU | L 60-71 | 1667 |
| 01/05/2020 | South Carolina | L 78-93 | 2168 |
| 01/09/2020 | Kentucky | L 71-81 | 2322 |
| 01/12/2020 | at Auburn | W 75-48 | 2833 |
| 01/20/2020 | at Tennessee | L 63-65 | 8537 |
| 01/23/2020 | Texas A&M | L 74-79 | 1826 |
| 01/26/2020 | Vanderbilt | W 98-61 | 2067 |
| 01/30/2020 | Arkansas | L 48-66 | 1857 |
| 02/02/2020 | at Ole Miss | W 57-56 | 1207 |
| 02/06/2020 | at Kentucky | L 62-66 | 3739 |

2020 SEC STATS



2019-20 Alabama Women's Basketball
Combined Team Statistics
Specific games

Page 1/1
as of Feb 07, 2020

Game Records

| Record | Overall | Home | Away | Neutral |
|----------------|---------|------|------|---------|
| ALL GAMES | 3-7 | 1-4 | 2-3 | 0-0 |
| CONFERENCE | 3-7 | 1-4 | 2-3 | 0-0 |
| NON-CONFERENCE | 0-0 | 0-0 | 0-0 | 0-0 |

Score by Periods

| Team | 1st | 2nd | 3rd | 4th | OT | TOT |
|-----------|-----|-----|-----|-----|----|-----|
| Alabama | 149 | 135 | 203 | 199 | 0 | 686 |
| Opponents | 147 | 165 | 175 | 199 | 0 | 686 |

Team Box Score

| No. | Player | GP-GS | MIN | AVG | Total | | 3-Point | | F-Throw | | Rebounds | | | | PF | DQ | A | TO | BLK | STL | PTS | AVG |
|------------------|--------------------|-----------|-------------|------|----------------|-------------|---------------|-------------|----------------|-------------|------------|------------|------------|-------------|------------|----------|------------|------------|-----------|-----------|------------|-------------|
| | | | | | FG-FGA | FG% | 3FG-FGA | 3FG% | FT-FTA | FT% | OFF | DEF | TOT | AVG | | | | | | | | |
| 40 | WALKER, Jasmine | 10-10 | 312:03 | 31.2 | 50-123 | .407 | 24-61 | .393 | 13-19 | .684 | 20 | 53 | 73 | 7.3 | 14 | 0 | 12 | 17 | 10 | 13 | 137 | 13.7 |
| 3 | LEWIS, Jordan | 10-10 | 326:27 | 32.6 | 42-122 | .344 | 14-49 | .286 | 24-42 | .571 | 9 | 35 | 44 | 4.4 | 15 | 0 | 43 | 25 | 2 | 9 | 122 | 12.2 |
| 24 | BENJAMIN, De'Sha | 10-0 | 168:54 | 16.9 | 28-58 | .483 | 8-17 | .471 | 16-18 | .889 | 8 | 30 | 38 | 3.8 | 12 | 1 | 7 | 13 | 2 | 3 | 80 | 8.0 |
| 1 | ABRAMS, Megan | 10-10 | 252:39 | 25.3 | 25-60 | .417 | 4-12 | .333 | 21-23 | .913 | 2 | 24 | 26 | 2.6 | 7 | 0 | 18 | 16 | 1 | 5 | 75 | 7.5 |
| 22 | COPELAND, Ariyah | 10-10 | 219:35 | 22.0 | 29-49 | .592 | 0-0 | .000 | 16-22 | .727 | 23 | 27 | 50 | 5.0 | 19 | 0 | 2 | 14 | 11 | 5 | 74 | 7.4 |
| 4 | JOHNSON, Cierra | 10-0 | 206:45 | 20.7 | 28-61 | .459 | 7-18 | .389 | 10-19 | .526 | 12 | 20 | 32 | 3.2 | 28 | 1 | 21 | 19 | 2 | 7 | 73 | 7.3 |
| 25 | KNIGHT, Ashley | 10-0 | 158:46 | 15.9 | 20-33 | .606 | 0-0 | .000 | 10-12 | .833 | 15 | 16 | 31 | 3.1 | 28 | 0 | 2 | 4 | 16 | 5 | 50 | 5.0 |
| 23 | DAVIS, Brittany | 10-0 | 144:08 | 14.4 | 14-50 | .280 | 8-28 | .286 | 8-14 | .571 | 3 | 12 | 15 | 1.5 | 11 | 0 | 9 | 16 | 0 | 6 | 44 | 4.4 |
| 11 | RICE, Destiny | 3-0 | 10:13 | 3.4 | 2-3 | .667 | 1-1 | 1.000 | 1-4 | .250 | 0 | 1 | 1 | 0.3 | 3 | 0 | 1 | 1 | 0 | 0 | 6 | 2.0 |
| 0 | GRIZZLE, Ahriahna | 2-0 | 10:10 | 5.1 | 1-3 | .333 | 1-1 | 1.000 | 0-0 | .000 | 0 | 1 | 1 | 0.5 | 3 | 0 | 0 | 0 | 0 | 2 | 3 | 1.5 |
| 12 | CRUCE, Allie Craig | 6-0 | 27:33 | 4.6 | 3-7 | .429 | 1-3 | .333 | 2-2 | 1.000 | 3 | 3 | 6 | 1.0 | 4 | 0 | 0 | 3 | 0 | 1 | 9 | 1.5 |
| 2 | RICHARDSON, Amber | 10-10 | 93:53 | 9.4 | 4-12 | .333 | 0-0 | .000 | 2-6 | .333 | 3 | 8 | 11 | 1.1 | 11 | 0 | 7 | 6 | 0 | 2 | 10 | 1.0 |
| 5 | BARBER, Hannah | 10-0 | 68:54 | 6.9 | 1-8 | .125 | 1-3 | .333 | 0-0 | .000 | 0 | 9 | 9 | 0.9 | 7 | 0 | 6 | 7 | 0 | 0 | 3 | 0.3 |
| Team | | | | | | | | | | | 20 | 18 | 38 | | | | 3 | | | | | |
| Total | | 10 | 2000 | | 247-589 | .419 | 69-193 | .358 | 123-181 | .680 | 118 | 257 | 375 | 37.5 | 162 | 2 | 128 | 144 | 44 | 58 | 686 | 68.6 |
| Opponents | | 10 | 2000 | | 243-603 | .403 | 75-196 | .383 | 125-177 | .706 | 121 | 252 | 373 | 37.3 | 169 | 1 | 134 | 135 | 55 | 88 | 686 | 68.6 |

Team Statistics

| | BAMA | OPP |
|------------------------|----------------|----------------|
| Scoring | 686 | 686 |
| Points per game | 68.6 | 68.6 |
| Scoring margin | 0.0 | - |
| Field goals-att | 247-589 | 243-603 |
| Field goal pct | .419 | .403 |
| 3 point fg-att | 69-193 | 75-196 |
| 3-point FG pct | .358 | .383 |
| 3-pt FG made per game | 6.9 | 7.5 |
| Free throws-att | 123-181 | 125-177 |
| Free throw pct | .680 | .706 |
| F-Throws made per game | 12.3 | 12.5 |
| Rebounds | 375 | 373 |
| Rebounds per game | 37.5 | 37.3 |
| Rebounding margin | +0.2 | - |
| Assists | 128 | 134 |
| Assists per game | 12.8 | 13.4 |
| Turnovers | 144 | 135 |
| Turnovers per game | 14.4 | 13.5 |
| Turnover margin | -0.9 | - |
| Assist/turnover ratio | 0.9 | 1.0 |
| Steals | 58 | 88 |
| Steals per game | 5.8 | 8.8 |
| Blocks | 44 | 55 |
| Blocks per game | 4.4 | 5.5 |
| Winning streak | 0 | - |
| Home win streak | 0 | - |
| Attendance | 10240 | 17983 |
| Home games-Avg/Game | 5-2048 | 5-3597 |
| Neutral site-Avg/Game | - | 0-0 |

Team Results

| Date | Opponent | Score | Att. |
|------------|----------------|---------|------|
| 01/02/2020 | at LSU | L 60-71 | 1667 |
| 01/05/2020 | South Carolina | L 78-93 | 2168 |
| 01/09/2020 | Kentucky | L 71-81 | 2322 |
| 01/12/2020 | at Auburn | W 75-48 | 2833 |
| 01/20/2020 | at Tennessee | L 63-65 | 8537 |
| 01/23/2020 | Texas A&M | L 74-79 | 1826 |
| 01/26/2020 | Vanderbilt | W 98-61 | 2067 |
| 01/30/2020 | Arkansas | L 48-66 | 1857 |
| 02/02/2020 | at Ole Miss | W 57-56 | 1207 |
| 02/06/2020 | at Kentucky | L 62-66 | 3739 |



TEAM GBG



2019-20 Alabama Women's Basketball
Team Game-by-Game
All games

Page 1/1
as of Feb 07, 2020

| Opponent | Date | Score | Total | | 3-Pointers | | Free throws | | Rebounds | | | | | | | | | | | |
|------------------------|------------|-------------|--------|-----------------|-------------|----------------|-------------|----------------|-------------|------------|------------|------------|-------------|------------|------------|------------|-----------|------------|-------------|-------------|
| | | | FG-FGA | PCT | 3FG-FGA | PCT | FT-FTA | PCT | OFF | DEF | TOT | AVG | PF | A | TO | BLK | STL | PTS | AVG | |
| Hampton | 11/06/2019 | 61-64 | L | 17-62 | .274 | 6-27 | .222 | 21-29 | .724 | 19 | 21 | 40 | 40.0 | 17 | 11 | 14 | 4 | 6 | 61 | 61.0 |
| at Clemson | 11/12/2019 | 67-54 | W | 23-68 | .338 | 6-26 | .231 | 15-21 | .714 | 26 | 18 | 44 | 42.0 | 16 | 11 | 19 | 2 | 16 | 67 | 64.0 |
| Mercer | 11/17/2019 | 111-56 | W | 39-72 | .542 | 14-27 | .519 | 19-26 | .731 | 11 | 35 | 46 | 43.3 | 8 | 17 | 13 | 4 | 7 | 111 | 79.7 |
| at South Alabama | 11/21/2019 | 74-62 | W | 28-65 | .431 | 3-16 | .188 | 15-27 | .556 | 22 | 27 | 49 | 44.8 | 22 | 10 | 20 | 5 | 15 | 74 | 78.3 |
| at Tulane | 11/24/2019 | 66-56 | W | 22-58 | .379 | 9-21 | .429 | 13-19 | .684 | 14 | 24 | 38 | 43.4 | 12 | 14 | 12 | 4 | 3 | 66 | 75.8 |
| vs UNI | 11/29/2019 | 87-77 | W | 31-58 | .534 | 9-20 | .450 | 16-18 | .889 | 8 | 19 | 27 | 40.7 | 23 | 16 | 14 | 2 | 6 | 87 | 77.7 |
| vs Southern California | 11/30/2019 | 57-60 | L | 21-63 | .333 | 3-25 | .120 | 12-21 | .571 | 15 | 22 | 37 | 40.1 | 18 | 3 | 15 | 2 | 7 | 57 | 74.7 |
| Iowa St. | 12/05/2019 | 66-75 | L | 25-58 | .431 | 6-22 | .273 | 10-15 | .667 | 9 | 24 | 33 | 39.3 | 17 | 11 | 14 | 3 | 3 | 66 | 73.6 |
| Colgate | 12/08/2019 | 72-52 | W | 27-53 | .509 | 10-24 | .417 | 8-9 | .889 | 8 | 33 | 41 | 39.4 | 8 | 15 | 21 | 3 | 5 | 72 | 73.4 |
| North Carolina | 12/15/2019 | 83-77 | W | 33-66 | .500 | 4-17 | .235 | 13-17 | .765 | 13 | 29 | 42 | 39.7 | 18 | 10 | 12 | 5 | 1 | 83 | 74.4 |
| Bethune-Cookman | 12/17/2019 | 60-49 | W | 18-56 | .321 | 3-17 | .176 | 21-29 | .724 | 12 | 31 | 43 | 40.0 | 18 | 9 | 14 | 5 | 7 | 60 | 73.1 |
| Radford | 12/20/2019 | 85-51 | W | 32-54 | .593 | 9-17 | .529 | 12-17 | .706 | 8 | 30 | 38 | 39.8 | 13 | 11 | 15 | 4 | 9 | 85 | 74.1 |
| Southeastern La. | 12/29/2019 | 87-50 | W | 30-57 | .526 | 8-17 | .471 | 19-24 | .792 | 9 | 40 | 49 | 40.5 | 12 | 15 | 14 | 6 | 7 | 87 | 75.1 |
| at LSU | 01/02/2020 | 60-71 | L | 24-58 | .414 | 4-15 | .267 | 8-15 | .533 | 11 | 18 | 29 | 39.7 | 16 | 6 | 12 | 5 | 8 | 60 | 74.0 |
| South Carolina | 01/05/2020 | 78-93 | L | 25-59 | .424 | 8-16 | .500 | 20-29 | .690 | 11 | 22 | 33 | 39.3 | 18 | 13 | 14 | 0 | 3 | 78 | 74.3 |
| Kentucky | 01/09/2020 | 71-81 | L | 24-52 | .462 | 4-13 | .308 | 19-27 | .704 | 12 | 23 | 35 | 39.0 | 12 | 11 | 17 | 3 | 4 | 71 | 74.1 |
| at Auburn | 01/12/2020 | 75-48 | W | 28-54 | .519 | 11-29 | .379 | 8-10 | .800 | 7 | 32 | 39 | 39.0 | 14 | 21 | 17 | 4 | 5 | 75 | 74.1 |
| at Tennessee | 01/20/2020 | 63-65 | L | 25-69 | .362 | 7-20 | .350 | 6-10 | .600 | 8 | 24 | 32 | 38.6 | 13 | 13 | 6 | 6 | 13 | 63 | 73.5 |
| Texas A&M | 01/23/2020 | 74-79 | L | 28-66 | .424 | 8-25 | .320 | 10-13 | .769 | 13 | 22 | 35 | 38.4 | 21 | 15 | 7 | 7 | 4 | 74 | 73.5 |
| Vanderbilt | 01/26/2020 | 98-61 | W | 33-63 | .524 | 12-17 | .706 | 20-30 | .667 | 13 | 33 | 46 | 38.8 | 24 | 15 | 17 | 5 | 11 | 98 | 74.8 |
| Arkansas | 01/30/2020 | 48-66 | L | 17-56 | .304 | 5-19 | .263 | 9-16 | .563 | 13 | 34 | 47 | 39.2 | 17 | 7 | 21 | 5 | 1 | 48 | 73.5 |
| at Ole Miss | 02/02/2020 | 57-56 | W | 20-57 | .351 | 3-20 | .150 | 14-17 | .824 | 17 | 22 | 39 | 39.2 | 11 | 11 | 16 | 7 | 8 | 57 | 72.7 |
| at Kentucky | 02/06/2020 | 62-66 | L | 23-55 | .418 | 7-19 | .368 | 9-14 | .643 | 13 | 27 | 40 | 39.2 | 16 | 16 | 17 | 2 | 1 | 62 | 72.3 |
| Total | | 1662 | | 593-1379 | .430 | 159-469 | .339 | 317-453 | .700 | 292 | 610 | 902 | 39.2 | 364 | 281 | 341 | 93 | 150 | 1662 | 72.3 |
| Opponents | | 1469 | | 532-1371 | .388 | 149-447 | .333 | 256-370 | .692 | 242 | 534 | 776 | 33.7 | 419 | 285 | 325 | 96 | 189 | 1469 | 63.9 |

Alabama Averages

| Games Played | Points/game | FG Pct | 3FG Pct | FT Pct | Rebounds/game | Assists/game | Turnovers/game | Assist/Turnover ratio | Steals/game | Blocks/game |
|--------------|-------------|--------|---------|--------|---------------|--------------|----------------|-----------------------|-------------|-------------|
| 23 | 72.3 | 43.0 | 33.9 | 70.0 | 39.2 | 12.2 | 14.8 | 0.8 | 6.5 | 4.0 |

LAST MEETING BOX SCORE VS. AUBURN



Official Basketball Box Score - Final
Alabama at Auburn
 01/12/20 Auburn Arena, Auburn
 Auburn vs. Alabama

Game Time: 8:00 PM
 Game Duration: 1:45
 Attendance: 2,833

Officials: Mark Zentz, Karen Preato, Angelica Suffren

Alabama - 75

Record: 11-6 (1-3)

| NO. | Name | Min | FG | | | Rebounds | | | Fouls | | TP | AS | TO | ST | Blocks | | +/- |
|---------------|-------------------|---------|-------|-------|------|----------|----|-----|-------|----|----|----|----|----|--------|----|-----|
| | | | M-A | M-A | M-A | OR | DR | TOT | PF | FD | | | | | BS | BA | |
| 22 | Ariyah Copeland | F 23:00 | 4-5 | 0-0 | 2-3 | 1 | 1 | 2 | 3 | 2 | 10 | 0 | 2 | 0 | 0 | 0 | 13 |
| 40 | Jasmine Walker | F 31:44 | 8-18 | 4-11 | 3-3 | 2 | 8 | 10 | 0 | 3 | 23 | 2 | 1 | 1 | 2 | 1 | 34 |
| 1 | Megan Abrams | G 23:05 | 1-1 | 0-0 | 0-0 | 0 | 3 | 3 | 0 | 0 | 2 | 2 | 2 | 0 | 1 | 0 | 25 |
| 2 | Amber Richardson | G 09:22 | 0-0 | 0-0 | 0-0 | 0 | 1 | 1 | 2 | 0 | 0 | 3 | 0 | 1 | 0 | 0 | 9 |
| 3 | Jordan Lewis | G 32:18 | 6-12 | 3-8 | 1-2 | 1 | 5 | 6 | 0 | 5 | 16 | 5 | 4 | 0 | 0 | 1 | 30 |
| 4 | Cierra Johnson | 22:56 | 4-7 | 3-5 | 0-0 | 1 | 3 | 4 | 2 | 0 | 11 | 4 | 2 | 0 | 0 | 0 | 15 |
| 23 | Brittany Davis | 17:44 | 1-5 | 1-3 | 0-0 | 0 | 3 | 3 | 4 | 0 | 3 | 2 | 3 | 2 | 0 | 0 | 1 |
| 25 | Ashley Knight | 14:00 | 3-3 | 0-0 | 0-0 | 0 | 2 | 2 | 3 | 1 | 6 | 1 | 0 | 1 | 0 | 0 | 16 |
| 5 | Hannah Barber | 09:09 | 0-0 | 0-0 | 0-0 | 0 | 2 | 2 | 0 | 0 | 0 | 2 | 0 | 0 | 0 | 0 | -1 |
| 24 | De'Sha Benjamin | 10:50 | 1-3 | 0-2 | 2-2 | 1 | 4 | 5 | 0 | 1 | 4 | 0 | 1 | 0 | 1 | 0 | 1 |
| 12 | Allie Craig Cruce | 02:58 | 0-0 | 0-0 | 0-0 | 0 | 0 | 0 | 0 | 0 | 0 | 0 | 1 | 0 | 0 | 0 | -2 |
| 0 | Ahriahna Grizzle | 01:27 | 0-0 | 0-0 | 0-0 | 0 | 0 | 0 | 0 | 0 | 0 | 0 | 0 | 0 | 0 | 0 | -3 |
| 11 | Destiny Rice | 01:27 | 0-0 | 0-0 | 0-0 | 0 | 0 | 0 | 0 | 0 | 0 | 0 | 0 | 0 | 0 | 0 | -3 |
| Team | | | | | | 1 0 1 | | | | | 0 | | 1 | | | | |
| Totals | | | 28-54 | 11-29 | 8-10 | 7 | 32 | 39 | 14 | 12 | 75 | 21 | 17 | 5 | 4 | 2 | 27 |

| Shooting By Period | | |
|---------------------|-------|-------|
| 1 st FG% | 6-15 | 40.0% |
| 3PT% | 2-10 | 20.0% |
| FT% | 0-0 | 0% |
| 2 nd FG% | 8-14 | 57.1% |
| 3PT% | 1-4 | 25.0% |
| FT% | 2-3 | 66.7% |
| 3 rd FG% | 8-12 | 66.7% |
| 3PT% | 6-9 | 66.7% |
| FT% | 2-2 | 100% |
| 4 th FG% | 6-13 | 46.2% |
| 3PT% | 2-6 | 33.3% |
| FT% | 4-5 | 80% |
| GM FG% | 28-54 | 51.9% |
| 3PT% | 11-29 | 37.9% |
| FT% | 8-10 | 80.0% |

Dead Ball Rebounds: 0, 1

Technical Fouls::NONE

Auburn - 48

Record: 6-9 (0-4)

| NO. | Name | Min | FG | | | Rebounds | | | Fouls | | TP | AS | TO | ST | Blocks | | +/- |
|---------------|------------------------|---------|-------|------|-----|----------|----|-----|-------|----|----|----|----|----|--------|----|-----|
| | | | M-A | M-A | M-A | OR | DR | TOT | PF | FD | | | | | BS | BA | |
| 20 | Unique Thompson | F 30:33 | 8-21 | 0-0 | 0-1 | 5 | 9 | 14 | 2 | 3 | 16 | 0 | 3 | 1 | 0 | 1 | -22 |
| 24 | Erin Howard | F 25:18 | 2-7 | 1-3 | 2-2 | 2 | 2 | 4 | 3 | 3 | 7 | 2 | 0 | 1 | 2 | 1 | -18 |
| 3 | Annie Hughes | G 20:19 | 2-5 | 1-4 | 0-0 | 1 | 2 | 3 | 0 | 0 | 5 | 0 | 1 | 1 | 0 | 0 | -19 |
| 5 | Brooke Moore | G 23:21 | 0-8 | 0-3 | 0-0 | 0 | 1 | 1 | 0 | 0 | 0 | 0 | 1 | 1 | 0 | 1 | -29 |
| 13 | Lauren Hansen | G 27:41 | 1-7 | 1-4 | 0-0 | 0 | 2 | 2 | 3 | 1 | 3 | 4 | 4 | 0 | 0 | 0 | -19 |
| 1 | Robyn Benton | 23:38 | 3-9 | 2-6 | 1-2 | 4 | 0 | 4 | 1 | 2 | 9 | 0 | 2 | 3 | 0 | 0 | -8 |
| 2 | Sania Wells | 10:14 | 1-3 | 1-3 | 0-0 | 1 | 0 | 1 | 0 | 0 | 3 | 1 | 0 | 2 | 0 | 0 | 4 |
| 10 | Kiyae' White | 17:17 | 2-2 | 0-0 | 1-2 | 1 | 1 | 2 | 2 | 2 | 5 | 1 | 1 | 0 | 0 | 0 | -14 |
| 30 | Morgan Robinson-Nwagwu | 15:56 | 0-7 | 0-3 | 0-0 | 1 | 3 | 4 | 0 | 2 | 0 | 3 | 0 | 1 | 0 | 1 | -10 |
| 35 | Natalie Kelly | 05:43 | 0-0 | 0-0 | 0-0 | 0 | 0 | 0 | 1 | 1 | 0 | 0 | 1 | 1 | 0 | 0 | 0 |
| Team | | | | | | 2 1 3 | | | | | 0 | | 0 | | | | |
| Totals | | | 19-69 | 6-26 | 4-7 | 17 | 21 | 38 | 12 | 14 | 48 | 11 | 13 | 11 | 2 | 4 | -27 |

| Shooting By Period | | |
|---------------------|-------|-------|
| 1 st FG% | 8-22 | 36.4% |
| 3PT% | 2-8 | 25.0% |
| FT% | 2-2 | 100% |
| 2 nd FG% | 3-19 | 15.8% |
| 3PT% | 0-5 | 0.0% |
| FT% | 0-0 | 0% |
| 3 rd FG% | 2-12 | 16.7% |
| 3PT% | 1-4 | 25.0% |
| FT% | 2-5 | 40% |
| 4 th FG% | 6-16 | 37.5% |
| 3PT% | 3-9 | 33.3% |
| FT% | 0-0 | 0% |
| GM FG% | 19-69 | 27.5% |
| 3PT% | 6-26 | 23.1% |
| FT% | 4-7 | 57.1% |

Dead Ball Rebounds: 3, 0

Technical Fouls::NONE

| | Bama | Auburn |
|------------------|---------------------------|--------------------------|
| Biggest lead | 32 (4 th 1:14) | 8 (1 st 4:30) |
| Best Scoring Run | 25(3 rd 3:03) | 9(1 st 4:30) |
| Lead Changes | 3 | |
| Times Tied | 4 | |
| Time with Lead | 26:38 | 11:03 |

| | Bama | Auburn |
|---------------|------|--------|
| Points from | | |
| Turnovers | 17 | 10 |
| Paint | 28 | 24 |
| Second Chance | 10 | 13 |
| Fast Breaks | 10 | 0 |
| Bench | 24 | 17 |

| | Period by Period Scoring | | | | |
|--------|--------------------------|-----|-----|-----|-----|
| | 1st | 2nd | 3rd | 4th | TOT |
| Bama | 14 | 19 | 24 | 18 | 75 |
| Auburn | 20 | 6 | 7 | 15 | 48 |



UNIVERSITY OF ALABAMA / CRIMSON TIDE / BASKETBALL

SEASON BOX SCORES



Official Basketball Box Score - Final
Alabama at Auburn
01/20/20 Auburn Arena, Auburn

Game Time: 8:00 PM
Game Duration: 1:45
Attendance: 2,833

Officials: Mark Zentz, Karen Perdue, Angelica Sulferin

Alabama - 75

Record: 11-6 (1-3)

Table with columns: NO. Name, Min, FG, 3P, FT, Rebounds, Fouls, TP, AS, TO, ST, Blocks, +/-

Shooting By Period table with columns: FG%, 3PT%, FT%, GM FG%, GM 3PT%, GM FT%

Technical Fouls: NONE
Dead Ball Rebounds: 0

Auburn - 48

Record: 6-9 (0-4)

Table with columns: NO. Name, Min, FG, 3P, FT, Rebounds, Fouls, TP, AS, TO, ST, Blocks, +/-

Shooting By Period table with columns: FG%, 3PT%, FT%, GM FG%, GM 3PT%, GM FT%

Technical Fouls: NONE
Dead Ball Rebounds: 3

Summary statistics table including Biggest lead, Best Scoring Run, Lead Changes, Times Tied, Time with Lead, Turnovers, Points from Turnovers, Period by Period Scoring



Official Basketball Box Score - Final
Alabama at Tennessee
01/20/20 Thompson-Boling Arena, Knoxville, Tenn.

Game Time: 12:02 AM
Game Duration: 1:58
Attendance: 8,537

Officials: Denise Brooks, Brian Garland, Roy Gubay

Alabama - 63

Record: 11-7 (1-4)

Table with columns: NO. Name, Min, FG, 3P, FT, Rebounds, Fouls, TP, AS, TO, ST, Blocks, +/-

Shooting By Period table with columns: FG%, 3PT%, FT%, GM FG%, GM 3PT%, GM FT%

Technical Fouls: NONE
Dead Ball Rebounds: 2

Tennessee - 65

Record: 15-3 (1-0)

Table with columns: NO. Name, Min, FG, 3P, FT, Rebounds, Fouls, TP, AS, TO, ST, Blocks, +/-

Shooting By Period table with columns: FG%, 3PT%, FT%, GM FG%, GM 3PT%, GM FT%

Technical Fouls: NONE
Dead Ball Rebounds: 5

Summary statistics table including Biggest lead, Best Scoring Run, Lead Changes, Times Tied, Time with Lead, Turnovers, Points from Turnovers, Period by Period Scoring



Official Basketball Box Score - Final
Texas A&M at Alabama
01/20/20 Collier Coliseum, Tuscaloosa

Game Time: 1:00 AM
Game Duration: 2:03
Attendance: 1,828

Officials: Mark Zentz, Dee Kanner, Kevin Patten

Texas A&M - 79

Record: 16-3 (4-2)

Table with columns: NO. Name, Min, FG, 3P, FT, Rebounds, Fouls, TP, AS, TO, ST, Blocks, +/-

Shooting By Period table with columns: FG%, 3PT%, FT%, GM FG%, GM 3PT%, GM FT%

Technical Fouls: NONE
Dead Ball Rebounds: 7

Alabama - 74

Record: 11-8 (1-5)

Table with columns: NO. Name, Min, FG, 3P, FT, Rebounds, Fouls, TP, AS, TO, ST, Blocks, +/-

Shooting By Period table with columns: FG%, 3PT%, FT%, GM FG%, GM 3PT%, GM FT%

Technical Fouls: NONE
Dead Ball Rebounds: 1

Summary statistics table including Biggest lead, Best Scoring Run, Lead Changes, Times Tied, Time with Lead, Turnovers, Points from Turnovers, Period by Period Scoring



Official Basketball Box Score - Final
Vanderbilt at Alabama
01/20/20 Collier Coliseum, Tuscaloosa

Game Time: 8:00 PM
Game Duration: 2:07
Attendance: 2,957

Officials: Beverly Roberts, Natasha Curry, Troy Widows

Vanderbilt - 61

Record: 12-8 (2-5)

Table with columns: NO. Name, Min, FG, 3P, FT, Rebounds, Fouls, TP, AS, TO, ST, Blocks, +/-

Shooting By Period table with columns: FG%, 3PT%, FT%, GM FG%, GM 3PT%, GM FT%

Technical Fouls: NONE
Dead Ball Rebounds: 6

Alabama - 98

Record: 12-8 (2-5)

Table with columns: NO. Name, Min, FG, 3P, FT, Rebounds, Fouls, TP, AS, TO, ST, Blocks, +/-

Shooting By Period table with columns: FG%, 3PT%, FT%, GM FG%, GM 3PT%, GM FT%

Technical Fouls: NONE
Dead Ball Rebounds: 7

Summary statistics table including Biggest lead, Best Scoring Run, Lead Changes, Times Tied, Time with Lead, Turnovers, Points from Turnovers, Period by Period Scoring





0 Ahriahna Grizzle

FRESHMAN

Guard • 5-9 • Toronto, Canada
Bill Crothers Secondary School

CAREER HIGHS

| | | |
|--------------|----|-----------------------------------|
| Points | 4 | SE Louisiana (12/29/19) |
| Rebounds | 1 | 3X, last vs. Vanderbilt (1/26/20) |
| Assists | 1 | SE Louisiana (12/29/19) |
| Steals | 2 | vs. Vanderbilt (1/26/20) |
| Blocks | 1 | vs. Vanderbilt (1/26/20) |
| Minutes | 10 | vs. Mercer (11/17/19) |
| Field Goals | 2 | SE Louisiana (12/29/19) |
| FG Att. | 4 | SE Louisiana (12/29/19) |
| 3-Point FG | 1 | vs. Vanderbilt (1/26/20) |
| 3-Point Att. | 1 | 3X, last vs. Vanderbilt (1/26/20) |
| Free Throws | | |
| FT Att. | | |

2019-20 SEASON HIGHS

| | | |
|--------------|----|-----------------------------------|
| Points | 4 | SE Louisiana (12/29/19) |
| Rebounds | 1 | 3X, last vs. Vanderbilt (1/26/20) |
| Assists | 1 | SE Louisiana (12/29/19) |
| Steals | 2 | vs. Vanderbilt (1/26/20) |
| Blocks | 1 | vs. Vanderbilt (1/26/20) |
| Minutes | 10 | vs. Mercer (11/17/19) |
| Field Goals | 2 | SE Louisiana (12/29/19) |
| FG Att. | 4 | SE Louisiana (12/29/19) |
| 3-Point FG | 1 | vs. Vanderbilt (1/26/20) |
| 3-Point Att. | 1 | 3X, last vs. Vanderbilt (1/26/20) |
| Free Throws | | |
| FT Att. | | |

MISCELLANEOUS STATS

| CATEGORY | 2019-20 | CAREER |
|-------------------------|---------|--------|
| Games Started | | |
| Double-digit scoring | | |
| 20+ point games | | |
| Double-digit rebounding | | |
| Double-doubles | | |
| Led UA in scoring | | |
| Led UA in rebounding | | |
| Led UA in assists | | |
| Led UA in steals | | |
| Led UA in blocks | | |

CAREER HIGHLIGHTS

2019-20 NOTES

- Scored her first career points against SE Louisiana (12/29)



GRIZZLE'S 2019-20 GAME-BY-GAME STATS

| OPPONENT | DATE | GS | MIN | FG | FGA | PCT | 3FG | FGA | PCT | FT | FTA | PCT | OFF | DEF | TOT | AVG | PF | A | TO | BLK | STL | PTS | AVG |
|------------------------|-------|-----|-----|----|-----|------|-----|-----|-------|----|-----|------|-----|-----|-----|-----|----|---|----|-----|-----|-----|-----|
| HAMPTON | 11/6 | DNP | | | | | | | | | | | | | | | | | | | | | |
| at Clemson | 11/12 | DNP | | | | | | | | | | | | | | | | | | | | | |
| MERCER | 11/17 | | 10 | 0 | 2 | .000 | 0 | 1 | .000 | 0 | 0 | .000 | 0 | 1 | 1 | 1.0 | 0 | 0 | 0 | 0 | 0 | 0 | 0.0 |
| at South Alabama | 11/21 | DNP | | | | | | | | | | | | | | | | | | | | | |
| at Tulane | 11/24 | DNP | | | | | | | | | | | | | | | | | | | | | |
| vs Northern Iowa | 11/29 | DNP | | | | | | | | | | | | | | | | | | | | | |
| vs Southern California | 11/30 | DNP | | | | | | | | | | | | | | | | | | | | | |
| IOWA STATE | 12/5 | | 1 | 0 | 1 | .000 | 0 | 0 | .000 | 0 | 0 | .000 | 0 | 0 | 0 | 0.5 | 0 | 0 | 0 | 0 | 0 | 0 | 0.0 |
| COLGATE | 12/8 | | 2 | 0 | 0 | .000 | 0 | 0 | .000 | 0 | 0 | .000 | 0 | 0 | 0 | 0.3 | 0 | 0 | 0 | 0 | 0 | 0 | 0.0 |
| NORTH CAROLINA | 12/15 | DNP | | | | | | | | | | | | | | | | | | | | | |
| BETHUNE-COOKMAN | 12/17 | DNP | | | | | | | | | | | | | | | | | | | | | |
| RADFORD | 12/20 | | 3 | 0 | 1 | .000 | 0 | 0 | .000 | 0 | 0 | .000 | 0 | 0 | 0 | 0.3 | 0 | 0 | 0 | 0 | 0 | 0 | 0.0 |
| SOUTHEASTERN LOUISIANA | 12/29 | | 7 | 2 | 4 | .500 | 0 | 1 | .000 | 0 | 0 | .000 | 0 | 1 | 1 | 0.4 | 0 | 1 | 0 | 0 | 0 | 4 | 0.8 |
| at LSU * | 1/2 | DNP | | | | | | | | | | | | | | | | | | | | | |
| SOUTH CAROLINA * | 1/5 | DNP | | | | | | | | | | | | | | | | | | | | | |
| KENTUCKY * | 1/9 | DNP | | | | | | | | | | | | | | | | | | | | | |
| at Auburn * | 1/12 | | 1 | 0 | 0 | .000 | 0 | 0 | .000 | 0 | 0 | .000 | 0 | 0 | 0 | 0.3 | 0 | 0 | 0 | 0 | 0 | 0 | 0.7 |
| at Tennessee * | 1/20 | DNP | | | | | | | | | | | | | | | | | | | | | |
| TEXAS A&M * | 1/23 | DNP | | | | | | | | | | | | | | | | | | | | | |
| VANDERBILT * | 1/26 | | 9 | 1 | 3 | .333 | 1 | 1 | 1.000 | 0 | 0 | .000 | 0 | 1 | 1 | 0.4 | 3 | 0 | 0 | 0 | 2 | 3 | 1.0 |
| ARKANSAS * | 1/30 | DNP | | | | | | | | | | | | | | | | | | | | | |
| at Ole Miss * | 2/2 | DNP | | | | | | | | | | | | | | | | | | | | | |
| at Kentucky * | 2/6 | DNP | | | | | | | | | | | | | | | | | | | | | |
| AUBURN * | 2/9 | | | | | | | | | | | | | | | | | | | | | | |
| at Georgia * | 2/16 | | | | | | | | | | | | | | | | | | | | | | |
| FLORIDA * | 2/20 | | | | | | | | | | | | | | | | | | | | | | |
| at Mississippi State * | 2/23 | | | | | | | | | | | | | | | | | | | | | | |
| at Texas A&M * | 2/27 | | | | | | | | | | | | | | | | | | | | | | |
| MISSOURI * | 3/1 | | | | | | | | | | | | | | | | | | | | | | |

* indicates Southeastern Conference opponent

GRIZZLE'S CAREER STATS

| YEAR | GP | GS | MIN | AVG | FG | FGA | PCT | 3FG | 3FGA | PCT | FT | FTA | PCT | OFF | DEF | TOT | AVG | PF | FO | AST | TO | BLK | STL | PTS | AVG |
|--------------|----------|----------|-----------|------------|----------|-----------|-------------|----------|----------|-------------|----------|----------|-------------|----------|----------|----------|------------|----------|----------|----------|----------|----------|----------|----------|------------|
| 2019-20 | 7 | 0 | 33 | 4.7 | 3 | 11 | .273 | 1 | 3 | .333 | 0 | 0 | .000 | 0 | 3 | 3 | 0.4 | 3 | 0 | 1 | 0 | 0 | 2 | 7 | 1.0 |
| TOTAL | 7 | 0 | 33 | 4.7 | 3 | 11 | .273 | 1 | 3 | .333 | 0 | 0 | .000 | 0 | 3 | 3 | 0.4 | 3 | 0 | 1 | 0 | 0 | 2 | 7 | 1.0 |



1 Megan Abrams

SOPHOMORE

Guard • 5-9 • Lafayette, La.
Lafayette Christian Academy

CAREER HIGHS

| | | |
|--------------|----|----------------------------------|
| Points | 21 | UNC (12/15/19) |
| Rebounds | 7 | Texas A&M (1/23/20) |
| Assists | 5 | vs. Mercer (11/17/19) |
| Steals | 3 | at Vanderbilt (2/21/19) |
| Blocks | 1 | 3X, last vs. Auburn (1/12/20) |
| Minutes | 37 | Kentucky (2/11/19) |
| Field Goals | 9 | UNC (12/15/19) |
| FG Att. | 15 | UNC (12/15/19) |
| 3-Point FG | 2 | Kentucky (2/11/19) |
| 3-Point Att. | 4 | Kentucky (2/11/19) |
| Free Throws | 5 | 2X, last vs. Texas A&M (1/23/20) |
| FT Att. | 6 | 2X, last vs. Mercer (11/17/19) |

2019-20 SEASON HIGHS

| | | |
|--------------|----|--------------------------------------|
| Points | 21 | UNC (12/15/19) |
| Rebounds | 7 | Texas A&M (1/23/20) |
| Assists | 5 | vs. Mercer (11/17/19) |
| Steals | 2 | 3X, last vs. Texas A&M (1/23/20) |
| Blocks | 1 | 3X, last vs. Auburn (1/12/20) |
| Minutes | 31 | UNC (12/15/19) |
| Field Goals | 9 | UNC (12/15/19) |
| FG Att. | 15 | UNC (12/15/19) |
| 3-Point FG | 1 | 5X, last vs. Vanderbilt (1/26/20) |
| 3-Point Att. | 3 | 2X, last vs. South Carolina (1/5/20) |
| Free Throws | 5 | Texas A&M (1/23/20) |
| FT Att. | 6 | vs. Mercer (11/17/19) |

MISCELLANEOUS STATS

| CATEGORY | 2019-20 | CAREER |
|-------------------------|---------|--------|
| Games Started | 23 | 41 |
| Double-digit scoring | 5 | 9 |
| 20+ point games | 1 | 1 |
| Double-digit rebounding | | |
| Double-doubles | | |
| Led UA in scoring | | 2 |
| Led UA in rebounding | 1 | 1 |
| Led UA in assists | 7 | 9 |
| Led UA in steals | 3 | 4 |
| Led UA in blocks | | 1 |

CAREER HIGHLIGHTS

2019-20 NOTES

- Chipped in nine points to go along with a career-high five assists in the win over Mercer (11/17)
- Dropped a career-high 21 points (9-of-15 shooting) for her first 20-point game of her career against UNC (12/15)
- Poured in 13 points to go along with five rebounds in the victory versus SE Louisiana (12/29)
- Added 10 points in the loss vs. No. 4/5 South Carolina (1/5)
- Chipped in 11 points to go along with a career-high seven rebounds in the loss against No. 15 Texas A&M (1/23)
- Had 11 points in the blow out win over Vanderbilt (1/26)



ABRAMS' 2019-20 GAME-BY-GAME STATS

| OPPONENT | DATE | GS | MIN | FG | FGA | PCT | 3FG | FGA | PCT | FT | FTA | PCT | OFF | DEF | TOT | AVG | PF | A | TO | BLK | STL | PTS | AVG |
|------------------------|-------|----|-----|----|-----|-------|-----|-----|-------|----|-----|-------|-----|-----|-----|-----|----|---|----|-----|-----|-----|-----|
| HAMPTON | 11/6 | * | 22 | 1 | 4 | .250 | 0 | 3 | .000 | 4 | 4 | 1.000 | 0 | 0 | 0 | 0.0 | 0 | 1 | 2 | 0 | 1 | 6 | 6.0 |
| at Clemson | 11/12 | * | 15 | 1 | 4 | .250 | 0 | 1 | .000 | 0 | 0 | .000 | 1 | 2 | 3 | 1.5 | 0 | 1 | 1 | 0 | 2 | 2 | 4.0 |
| MERCER | 11/17 | * | 16 | 2 | 4 | .500 | 1 | 2 | .500 | 4 | 6 | .667 | 1 | 3 | 4 | 2.3 | 0 | 5 | 2 | 0 | 1 | 9 | 5.7 |
| at South Alabama | 11/21 | * | 24 | 2 | 6 | .333 | 0 | 2 | .000 | 1 | 2 | .500 | 0 | 0 | 0 | 1.8 | 2 | 2 | 4 | 0 | 0 | 5 | 5.5 |
| at Tulane | 11/24 | * | 27 | 1 | 8 | .125 | 0 | 2 | .000 | 2 | 2 | 1.000 | 0 | 4 | 4 | 2.2 | 0 | 4 | 2 | 1 | 0 | 4 | 5.2 |
| vs Northern Iowa | 11/29 | * | 19 | 1 | 7 | .143 | 0 | 2 | .000 | 3 | 3 | 1.000 | 1 | 2 | 1.9 | 2 | 2 | 1 | 0 | 1 | 5 | 5.6 | |
| vs Southern California | 11/30 | * | 21 | 2 | 4 | .500 | 0 | 2 | .000 | 4 | 5 | .800 | 0 | 0 | 0 | 1 | 1 | 1 | 0 | 0 | 8 | 5.7 | |
| IOWA STATE | 12/5 | * | 24 | 2 | 7 | .286 | 0 | 1 | .000 | 0 | 2 | .000 | 0 | 3 | 3 | 2.0 | 1 | 4 | 1 | 0 | 0 | 4 | 5.4 |
| COLGATE | 12/8 | * | 19 | 2 | 4 | .500 | 0 | 2 | .000 | 4 | 4 | 1.000 | 0 | 3 | 3 | 2.1 | 0 | 4 | 2 | 0 | 0 | 8 | 5.7 |
| NORTH CAROLINA | 12/15 | * | 31 | 9 | 15 | .600 | 0 | 0 | .000 | 3 | 4 | .750 | 0 | 4 | 4 | 2.3 | 2 | 2 | 3 | 0 | 0 | 21 | 7.2 |
| BETHUNE-COOKMAN | 12/17 | * | 21 | 1 | 5 | .200 | 0 | 0 | .000 | 1 | 2 | .500 | 1 | 1 | 2 | 2.3 | 2 | 2 | 1 | 0 | 0 | 3 | 6.8 |
| RADFORD | 12/20 | * | 17 | 2 | 2 | 1.000 | 0 | 0 | .000 | 0 | 0 | .000 | 1 | 4 | 5 | 2.5 | 1 | 0 | 3 | 0 | 0 | 4 | 6.6 |
| SOUTHEASTERN LOUISIANA | 12/29 | * | 19 | 4 | 5 | .800 | 1 | 1 | 1.000 | 4 | 4 | 1.000 | 1 | 4 | 5 | 2.7 | 1 | 0 | 2 | 1 | 0 | 13 | 7.1 |
| at LSU * | 1/2 | * | 27 | 3 | 9 | .333 | 0 | 0 | .000 | 1 | 2 | .500 | 0 | 0 | 0 | 2.5 | 0 | 2 | 3 | 0 | 2 | 7 | 7.1 |
| SOUTH CAROLINA * | 1/5 | * | 29 | 3 | 8 | .375 | 1 | 3 | .333 | 3 | 3 | 1.000 | 1 | 2 | 3 | 2.5 | 2 | 1 | 2 | 0 | 0 | 10 | 7.3 |
| KENTUCKY * | 1/9 | * | 26 | 3 | 5 | .600 | 0 | 1 | .000 | 3 | 3 | 1.000 | 0 | 2 | 2 | 2.5 | 2 | 1 | 2 | 0 | 0 | 9 | 7.4 |
| at Auburn * | 1/12 | * | 23 | 1 | 1 | 1.000 | 0 | 0 | .000 | 0 | 0 | .000 | 0 | 3 | 3 | 2.5 | 0 | 2 | 2 | 1 | 0 | 2 | 7.1 |
| at Tennessee * | 1/20 | * | 20 | 3 | 5 | .600 | 1 | 1 | 1.000 | 2 | 2 | 1.000 | 0 | 0 | 0 | 2.4 | 1 | 1 | 0 | 0 | 1 | 9 | 7.2 |
| TEXAS A&M * | 1/23 | * | 27 | 3 | 11 | .273 | 0 | 2 | .000 | 5 | 5 | 1.000 | 0 | 7 | 7 | 2.6 | 0 | 2 | 1 | 0 | 2 | 11 | 7.4 |
| VANDERBILT * | 1/26 | * | 19 | 4 | 5 | .800 | 1 | 1 | 1.000 | 2 | 2 | 1.000 | 0 | 2 | 2 | 2.6 | 0 | 2 | 1 | 0 | 0 | 11 | 7.6 |
| ARKANSAS * | 1/30 | * | 27 | 0 | 7 | .000 | 0 | 1 | .000 | 1 | 2 | .500 | 0 | 5 | 5 | 2.7 | 0 | 2 | 2 | 0 | 0 | 1 | 7.2 |
| at Ole Miss * | 2/2 | * | 29 | 3 | 6 | .500 | 0 | 2 | .000 | 3 | 3 | 1.000 | 1 | 2 | 3 | 2.7 | 1 | 3 | 0 | 0 | 0 | 9 | 7.3 |
| at Kentucky * | 2/6 | * | 24 | 2 | 3 | .667 | 1 | 1 | 1.000 | 1 | 1 | 1.000 | 0 | 1 | 1 | 2.7 | 1 | 2 | 3 | 0 | 0 | 6 | 7.3 |
| AUBURN * | 2/9 | | | | | | | | | | | | | | | | | | | | | | |
| at Georgia * | 2/16 | | | | | | | | | | | | | | | | | | | | | | |
| FLORIDA * | 2/20 | | | | | | | | | | | | | | | | | | | | | | |
| at Mississippi State * | 2/23 | | | | | | | | | | | | | | | | | | | | | | |
| at Texas A&M * | 2/27 | | | | | | | | | | | | | | | | | | | | | | |
| MISSOURI * | 3/1 | | | | | | | | | | | | | | | | | | | | | | |

* indicates Southeastern Conference opponent

ABRAMS' CAREER STATS

| YEAR | GP | GS | MIN | AVG | FG | FGA | PCT | 3FG | 3FGA | PCT | FT | FTA | PCT | OFF | DEF | TOT | AVG | PF | FO | AST | TO | BLK | STL | PTS | AVG |
|--------------|-----------|-----------|-------------|-------------|-----------|------------|-------------|-----------|-----------|-------------|-----------|-----------|-------------|-----------|-----------|------------|------------|-----------|----------|-----------|-----------|----------|-----------|------------|------------|
| 2018-19 | 29 | 18 | 565 | 19.5 | 41 | 134 | .306 | 5 | 34 | .147 | 25 | 30 | .833 | 9 | 42 | 51 | 1.8 | 29 | 0 | 41 | 40 | 2 | 14 | 112 | 3.9 |
| 2019-20 | 23 | 23 | 526 | 22.9 | 55 | 135 | .407 | 6 | 30 | .200 | 51 | 61 | .836 | 8 | 53 | 61 | 2.7 | 19 | 0 | 46 | 41 | 3 | 10 | 167 | 7.3 |
| TOTAL | 52 | 41 | 1091 | 21.0 | 96 | 269 | .357 | 11 | 64 | .172 | 76 | 91 | .835 | 17 | 95 | 112 | 2.2 | 48 | 0 | 87 | 81 | 5 | 24 | 279 | 5.4 |



2 Amber Richardson

SENIOR

Guard • 6-0 • Garner, N.C.
Southeast Raleigh HS/NC State

CAREER HIGHS (AT ALABAMA)

| | | |
|--------------|----|--------------------------------------|
| Points | 8 | SMU (12/17/17) |
| Rebounds | 5 | at South Alabama (11/21/19) |
| Assists | 3 | 2X, last at Tulane (11/24/19) |
| Steals | 2 | 2X, last vs. Southern Cal (11/30/19) |
| Blocks | 1 | 2X, last vs. Georgia Tech (3/22/18) |
| Minutes | 20 | Murray State (12/20/17) |
| Field Goals | 2 | 6X, last vs. Arkansas (1/30/20) |
| FG Att. | 6 | Murray State (12/20/17) |
| 3-Point FG | 2 | SMU (12/17/17) |
| 3-Point Att. | 3 | 2X, last vs. Murray State (12/20/17) |
| Free Throws | 2 | 3X, last vs. Mercer (11/17/19) |
| FT Att. | 2 | 5X, last vs. Arkansas (1/26/20) |

2019-20 SEASON HIGHS

| | | |
|--------------|----|--------------------------------------|
| Points | 6 | vs. Mercer (11/17/19) |
| Rebounds | 5 | at South Alabama (11/21/19) |
| Assists | 3 | 2X, last at Tulane (11/24/19) |
| Steals | 2 | 2X, last vs. Southern Cal (11/30/19) |
| Blocks | | |
| Minutes | 17 | Colgate (12/8/19) |
| Field Goals | 2 | 3X, last vs. Arkansas (1/30/20) |
| FG Att. | 5 | at South Alabama (11/21/19) |
| 3-Point FG | 1 | at Clemson (11/12/19) |
| 3-Point Att. | 2 | 2X, last vs. Mercer (11/17/19) |
| Free Throws | 2 | 2X, last at South Alabama (11/21/19) |
| FT Att. | 2 | 5X, last vs. Arkansas (1/26/20) |

MISCELLANEOUS STATS

| CATEGORY | 2019-20 | CAREER |
|-------------------------|---------|--------|
| Games Started | 23 | 23 |
| Double-digit scoring | | |
| 20+ point games | | |
| Double-digit rebounding | | |
| Double-doubles | | |
| Led UA in scoring | | |
| Led UA in rebounding | | |
| Led UA in assists | 1 | 1 |
| Led UA in steals | 2 | 2 |
| Led UA in blocks | | 1 |

CAREER HIGHLIGHTS

2019-20 NOTES



RICHARDSON'S 2019-20 GAME-BY-GAME STATS

| OPPONENT | DATE | GS | MIN | FG | FGA | PCT | 3FG | FGA | PCT | FT | FTA | PCT | OFF | DEF | TOT | AVG | PF | A | TO | BLK | STL | PTS | AVG | |
|------------------------|-------|----|-----|----|-----|-------|-----|-----|------|----|-----|-------|-----|-----|-----|-----|----|---|----|-----|-----|-----|-----|--|
| HAMPTON | 11/6 | * | 10 | 0 | 0 | .000 | 0 | 0 | .000 | 0 | 0 | .000 | 0 | 0 | 0 | 0.0 | 0 | 0 | 1 | 0 | 0 | 0 | 0.0 | |
| at Clemson | 11/12 | * | 13 | 1 | 3 | .333 | 1 | 2 | .500 | 0 | 0 | .000 | 0 | 3 | 3 | 1.5 | 1 | 1 | 2 | 0 | 0 | 3 | 1.5 | |
| MERCER | 11/17 | * | 13 | 2 | 4 | .500 | 0 | 2 | .000 | 2 | 2 | 1.000 | 0 | 0 | 0 | 1.0 | 2 | 0 | 1 | 0 | 0 | 6 | 3.0 | |
| at South Alabama | 11/21 | * | 13 | 0 | 5 | .000 | 0 | 0 | .000 | 2 | 2 | 1.000 | 4 | 1 | 5 | 2.0 | 1 | 3 | 2 | 0 | 2 | 2 | 2.8 | |
| at Tulane | 11/24 | * | 12 | 1 | 1 | 1.000 | 0 | 0 | .000 | 0 | 1 | .000 | 2 | 0 | 2 | 2.0 | 0 | 3 | 2 | 0 | 0 | 2 | 2.6 | |
| vs Northern Iowa | 11/29 | * | 14 | 0 | 0 | .000 | 0 | 0 | .000 | 0 | 0 | .000 | 0 | 0 | 0 | 1.4 | 0 | 0 | 1 | 0 | 0 | 0 | 1.9 | |
| vs Southern California | 11/30 | * | 9 | 0 | 2 | .000 | 0 | 0 | .000 | 0 | 0 | .000 | 0 | 0 | 0 | 1.7 | 0 | 0 | 0 | 0 | 2 | 0 | 2.2 | |
| IOWA STATE | 12/5 | * | 14 | 1 | 1 | 1.000 | 0 | 0 | .000 | 0 | 0 | .000 | 1 | 1 | 2 | 1.5 | 0 | 0 | 0 | 0 | 0 | 2 | 1.9 | |
| COLGATE | 12/8 | * | 17 | 0 | 1 | .000 | 0 | 1 | .000 | 0 | 0 | .000 | 1 | 1 | 2 | 1.6 | 2 | 2 | 2 | 0 | 3 | 0 | 1.7 | |
| NORTH CAROLINA | 12/15 | * | 13 | 1 | 1 | 1.000 | 0 | 0 | .000 | 0 | 0 | .000 | 1 | 1 | 2 | 1.6 | 2 | 0 | 0 | 0 | 0 | 2 | 1.7 | |
| BETHUNE-COOKMAN | 12/17 | * | 8 | 1 | 4 | .250 | 0 | 1 | .000 | 0 | 0 | .000 | 0 | 1 | 1 | 1.5 | 1 | 0 | 1 | 0 | 0 | 2 | 1.7 | |
| RADFORD | 12/20 | * | 13 | 2 | 4 | .500 | 0 | 0 | .000 | 0 | 0 | .000 | 1 | 0 | 1 | 1.5 | 0 | 1 | 1 | 0 | 1 | 4 | 1.9 | |
| SOUTHEASTERN LOUISIANA | 12/29 | * | 16 | 1 | 1 | 1.000 | 0 | 0 | .000 | 0 | 1 | .000 | 0 | 1 | 1 | 1.5 | 1 | 1 | 2 | 0 | 0 | 2 | 1.9 | |
| at LSU * | 1/2 | * | 12 | 1 | 2 | .500 | 0 | 0 | .000 | 0 | 0 | .000 | 1 | 1 | 2 | 1.5 | 1 | 0 | 0 | 0 | 0 | 2 | 1.9 | |
| SOUTH CAROLINA * | 1/5 | * | 8 | 0 | 0 | .000 | 0 | 0 | .000 | 1 | 2 | .500 | 0 | 0 | 0 | 1.4 | 0 | 0 | 0 | 0 | 0 | 1 | 1.9 | |
| KENTUCKY * | 1/9 | * | 10 | 1 | 2 | .500 | 0 | 0 | .000 | 0 | 0 | .000 | 0 | 0 | 0 | 1.3 | 2 | 0 | 0 | 0 | 0 | 2 | 1.9 | |
| at Auburn * | 1/12 | * | 9 | 0 | 0 | .000 | 0 | 0 | .000 | 0 | 0 | .000 | 0 | 1 | 1 | 1.3 | 2 | 3 | 0 | 0 | 1 | 0 | 1.8 | |
| at Tennessee * | 1/20 | * | 10 | 0 | 2 | .000 | 0 | 0 | .000 | 0 | 0 | .000 | 0 | 1 | 1 | 1.3 | 1 | 0 | 1 | 0 | 0 | 0 | 1.7 | |
| TEXAS A&M * | 1/23 | * | 11 | 0 | 1 | .000 | 0 | 0 | .000 | 0 | 0 | .000 | 0 | 1 | 1 | 1.3 | 0 | 2 | 0 | 0 | 0 | 0 | 1.6 | |
| VANDERBILT * | 1/26 | * | 8 | 0 | 0 | .000 | 0 | 0 | .000 | 0 | 2 | .000 | 1 | 1 | 2 | 1.3 | 0 | 1 | 0 | 0 | 0 | 0 | 1.5 | |
| ARKANSAS * | 1/30 | * | 14 | 2 | 4 | .500 | 0 | 0 | .000 | 1 | 2 | .500 | 0 | 1 | 1 | 1.3 | 3 | 0 | 1 | 0 | 0 | 5 | 1.7 | |
| at Ole Miss * | 2/2 | * | 6 | 0 | 0 | .000 | 0 | 0 | .000 | 0 | 0 | .000 | 1 | 2 | 3 | 1.4 | 1 | 0 | 3 | 0 | 1 | 0 | 1.6 | |
| at Kentucky * | 2/6 | * | 6 | 0 | 1 | .000 | 0 | 0 | .000 | 0 | 0 | .000 | 0 | 0 | 0 | 1.3 | 1 | 1 | 1 | 0 | 0 | 0 | 1.5 | |
| AUBURN * | 2/9 | | | | | | | | | | | | | | | | | | | | | | | |
| at Georgia * | 2/16 | | | | | | | | | | | | | | | | | | | | | | | |
| FLORIDA * | 2/20 | | | | | | | | | | | | | | | | | | | | | | | |
| at Mississippi State * | 2/23 | | | | | | | | | | | | | | | | | | | | | | | |
| at Texas A&M * | 2/27 | | | | | | | | | | | | | | | | | | | | | | | |
| MISSOURI * | 3/1 | | | | | | | | | | | | | | | | | | | | | | | |

* indicates Southeastern Conference opponent

RICHARDSON'S CAREER STATS (AT ALABAMA)

| YEAR | GP | GS | MIN | AVG | FG | FGA | PCT | 3FG | 3FGA | PCT | FT | FTA | PCT | OFF | DEF | TOT | AVG | PF | FO | AST | TO | BLK | STL | PTS | AVG | |
|--------------|-----------|-----------|------------|------------|-----------|-----------|-------------|----------|-----------|-------------|-----------|-----------|-------------|-----------|-----------|-----------|------------|-----------|----------|-----------|-----------|----------|-----------|-----------|------------|--|
| 2017-18 | 18 | 0 | 144 | 8.0 | 11 | 27 | .407 | 4 | 8 | .500 | 10 | 16 | .625 | 11 | 10 | 21 | 1.2 | 21 | 0 | 9 | 13 | 2 | 7 | 36 | 2.0 | |
| 2018-19 | N/A | | | | | | | | | | | | | | | | | | | | | | | | | |
| 2019-20 | 23 | 23 | 259 | 11.3 | 14 | 39 | .359 | 1 | 6 | .167 | 6 | 12 | .500 | 13 | 17 | 30 | 1.3 | 21 | 0 | 18 | 21 | 0 | 10 | 35 | 1.5 | |
| TOTAL | 41 | 23 | 403 | 9.8 | 25 | 66 | .379 | 5 | 14 | .357 | 16 | 28 | .571 | 24 | 27 | 51 | 1.2 | 42 | 0 | 27 | 34 | 2 | 17 | 71 | 1.7 | |



3 Jordan Lewis

R-JUNIOR

Guard • 5-7 • Windermere, Fla.
Lake Highland Prep

CAREER HIGHS

| | | |
|--------------|----|----------------------------------|
| Points | 25 | vs. Virginia (12/20/18) |
| Rebounds | 9 | at Lipscomb (12/7/17) |
| Assists | 8 | 6X, last vs. LSU (1/11/18) |
| Steals | 6 | at Georgia Southern (11/19/17) |
| Blocks | 2 | at SMU (11/15/18) |
| Minutes | 43 | at Georgia (2/23/17) |
| Field Goals | 9 | vs. Virginia (12/20/18) |
| FG Att. | 21 | at Tennessee (1/20/20) |
| 3-Point FG | 6 | at Tulane (11/24/19) |
| 3-Point Att. | 9 | 3X, last vs. Texas A&M (1/23/20) |
| Free Throws | 11 | at Ole Miss (2/11/18) |
| FT Att. | 14 | at Ole Miss (1/22/17) |

2019-20 SEASON HIGHS

| | | |
|--------------|----|---|
| Points | 23 | vs. Northern Iowa (11/29/19) |
| Rebounds | 7 | 4X, last vs. South Carolina (1/5/20) |
| Assists | 7 | 2X, last vs. Texas A&M (1/23/20) |
| Steals | 4 | 2X, last vs. Bethune-Cookman (12/17/19) |
| Blocks | 1 | 2X, last vs. Arkansas (1/30/20) |
| Minutes | 40 | at Tennessee (1/20/20) |
| Field Goals | 7 | 3X, last at Tennessee (1/20/20) |
| FG Att. | 21 | at Tennessee (1/20/20) |
| 3-Point FG | 6 | at Tulane (11/24/19) |
| 3-Point Att. | 9 | 2X, last vs. Texas A&M (1/23/20) |
| Free Throws | 9 | Bethune-Cookman (12/17/19) |
| FT Att. | 11 | South Carolina (1/5/20) |

MISCELLANEOUS STATS

| CATEGORY | 2019-20 | CAREER |
|-------------------------|---------|--------|
| Games Started | 23 | 98 |
| Double-digit scoring | 15 | 57 |
| 20+ point games | 4 | 9 |
| Double-digit rebounding | | |
| Double-doubles | | |
| Led UA in scoring | 8 | 20 |
| Led UA in rebounding | 1 | 1 |
| Led UA in assists | 14 | 53 |
| Led UA in steals | 6 | 30 |
| Led UA in blocks | 1 | 2 |

CAREER HIGHLIGHTS

- Has 1,050 career points
- Currently T-No. 8 all-time at Alabama in career assists per game with 3.8 per contest
- No. 7 all-time in career assists at Alabama with 371
- 2019 South Point Shootout All-Tournament Team
- 2019 SEC Community Service Team
- 2018 Florida Sunshine Classic All-Tournament Team
- 2017 SEC Newcomer of the Year (AP)
- 2017 HERO Sports National Newcomer of the Year
- 2017 SEC All-Freshman Team (Coaches)
- Five-time SEC Freshman of the Week (Nov. 15, 2016, Dec. 27, 2016, Jan. 10, 2017, Jan. 24, 2017, Feb. 21, 2017)
- No. 8 on Alabama's single-season assist list (154 in 2016-17)

2019-20 NOTES

- Totaled team highs in points (14), assists (6) and steals (2), to go along with seven rebounds in the season opener against Hampton (11/6)
- Added 11 points and three steals in the road win against South Alabama (11/21)
- Knocked down a career-high six three-pointers (6-of-7) and totaled 21 points and six rebounds in the Tide's road victory over Tulane (11/24)
- Poured in 23 points, seven rebounds, four assists and four steals in the win against Northern Iowa (11/29)
- Had her third 20-point game in the last four with 20 points in the loss to Iowa State (12/5)
- Put in a game-high 17 points (9-of-10 from the free throw line), 13 of which she scored in the fourth quarter in the victory against Bethune-Cookman (12/17)
- Notched a team-high 16 points on 5-of-6 shooting, including 3-of-3 from beyond the arc in the win over SE Louisiana (12/29)
- Dropped 21 points, seven rebounds and six assists in the loss to No. 4/5 South Carolina (1/5)
- Had 11 points and a season-high seven assists against No. 14 Kentucky (1/9)
- Put in 16 points, six rebounds and five assists in the win over Auburn (1/12)
- Scored her 1,000th career point after putting in 17 in the loss against No. 23/25 Tennessee (1/20)
- Totaled 17 points while dishing out seven assists against No. 15 Texas A&M (1/23) which moved her up to No. 8 all-time in career assists at Alabama



LEWIS' 2019-20 GAME-BY-GAME STATS

| OPPONENT | DATE | GS | MIN | FG | FGA | PCT | 3FG | FGA | PCT | FT | FTA | PCT | OFF | DEF | TOT | AVG | PF | A | TO | BLK | STL | PTS | AVG |
|------------------------|-------|----|-----|----|-----|------|-----|-----|-------|----|-----|-------|-----|-----|-----|-----|----|---|----|-----|-----|-----|------|
| HAMPTON | 11/6 | * | 32 | 3 | 8 | .375 | 1 | 4 | .250 | 7 | 10 | .700 | 4 | 3 | 7 | 7.0 | 4 | 6 | 3 | 0 | 2 | 14 | 14.0 |
| at Clemson | 11/12 | * | 36 | 0 | 10 | .000 | 0 | 4 | .000 | 2 | 2 | 1.000 | 3 | 3 | 6 | 6.5 | 1 | 6 | 1 | 0 | 2 | 2 | 8.0 |
| MERCER | 11/17 | * | 19 | 2 | 5 | .400 | 0 | 3 | .000 | 3 | 4 | .750 | 0 | 2 | 2 | 5.0 | 2 | 1 | 2 | 0 | 1 | 7 | 7.7 |
| at South Alabama | 11/21 | * | 30 | 3 | 7 | .429 | 0 | 3 | .000 | 5 | 8 | .625 | 1 | 0 | 1 | 4.0 | 2 | 1 | 0 | 0 | 3 | 11 | 8.5 |
| at Tulane | 11/24 | * | 38 | 6 | 10 | .600 | 6 | 7 | .857 | 3 | 4 | .750 | 2 | 4 | 6 | 4.4 | 0 | 3 | 1 | 0 | 0 | 21 | 11.0 |
| vs Northern Iowa | 11/29 | * | 39 | 6 | 10 | .600 | 3 | 3 | 1.000 | 8 | 10 | .800 | 3 | 4 | 7 | 4.7 | 2 | 4 | 3 | 0 | 4 | 23 | 12.1 |
| vs Southern California | 11/30 | * | 35 | 3 | 11 | .273 | 1 | 5 | .200 | 0 | 2 | .000 | 0 | 4 | 4 | 4.3 | 1 | 1 | 3 | 0 | 0 | 7 | 10.3 |
| IOWA STATE | 12/5 | * | 31 | 7 | 14 | .500 | 2 | 5 | .400 | 4 | 4 | 1.000 | 2 | 1 | 3 | 4.5 | 3 | 2 | 2 | 0 | 0 | 20 | 13.1 |
| COLGATE | 12/8 | * | 26 | 3 | 5 | .600 | 2 | 3 | .667 | 0 | 0 | .000 | 0 | 4 | 4 | 4.4 | 2 | 2 | 6 | 0 | 0 | 8 | 12.6 |
| NORTH CAROLINA | 12/15 | * | 39 | 2 | 11 | .182 | 1 | 7 | .143 | 4 | 6 | .667 | 3 | 4 | 7 | 4.7 | 2 | 4 | 3 | 0 | 1 | 9 | 12.2 |
| BETHUNE-COOKMAN | 12/17 | * | 38 | 3 | 8 | .375 | 2 | 4 | .500 | 9 | 10 | .900 | 0 | 5 | 5 | 4.7 | 1 | 4 | 2 | 0 | 4 | 17 | 12.6 |
| RADFORD | 12/20 | * | 29 | 5 | 9 | .556 | 1 | 4 | .250 | 1 | 2 | .500 | 1 | 0 | 1 | 4.4 | 1 | 4 | 5 | 0 | 2 | 12 | 12.6 |
| SOUTHEASTERN LOUISIANA | 12/29 | * | 22 | 5 | 6 | .833 | 3 | 3 | 1.000 | 3 | 3 | 1.000 | 1 | 3 | 4 | 4.4 | 0 | 3 | 1 | 0 | 0 | 16 | 12.8 |
| at LSU * | 1/2 | * | 33 | 6 | 15 | .400 | 0 | 2 | .000 | 1 | 4 | .250 | 0 | 4 | 4 | 4.4 | 3 | 2 | 1 | 0 | 2 | 13 | 12.9 |
| SOUTH CAROLINA * | 1/5 | * | 37 | 7 | 14 | .500 | 2 | 4 | .500 | 5 | 11 | .455 | 2 | 5 | 7 | 4.5 | 2 | 6 | 2 | 0 | 0 | 21 | 13.4 |
| KENTUCKY * | 1/9 | * | 39 | 3 | 11 | .273 | 1 | 3 | .333 | 4 | 5 | .800 | 1 | 3 | 4 | 4.5 | 2 | 7 | 3 | 0 | 0 | 11 | 13.3 |
| at Auburn * | 1/12 | * | 33 | 6 | 12 | .500 | 3 | 8 | .375 | 1 | 2 | .500 | 1 | 5 | 6 | 4.6 | 0 | 5 | 4 | 0 | 0 | 16 | 13.4 |
| at Tennessee * | 1/20 | * | 40 | 7 | 21 | .333 | 3 | 9 | .333 | 0 | 2 | .000 | 1 | 3 | 4 | 4.6 | 2 | 2 | 2 | 0 | 1 | 17 | 13.6 |
| TEXAS A&M * | 1/23 | * | 38 | 6 | 14 | .429 | 2 | 9 | .222 | 3 | 4 | .750 | 1 | 3 | 4 | 4.5 | 2 | 7 | 0 | 0 | 0 | 17 | 13.8 |
| VANDERBILT * | 1/26 | * | 25 | 2 | 6 | .333 | 2 | 3 | .667 | 6 | 6 | 1.000 | 0 | 5 | 5 | 4.6 | 0 | 4 | 4 | 1 | 2 | 12 | 13.7 |
| ARKANSAS * | 1/30 | * | 14 | 2 | 8 | .250 | 1 | 3 | .333 | 0 | 1 | .000 | 1 | 1 | 2 | 4.4 | 0 | 0 | 2 | 1 | 1 | 5 | 13.3 |
| at Ole Miss * | 2/2 | * | 38 | 1 | 12 | .083 | 0 | 5 | .000 | 3 | 5 | .600 | 0 | 4 | 4 | 4.4 | 1 | 5 | 4 | 0 | 3 | 5 | 12.9 |
| at Kentucky * | 2/6 | * | 30 | 2 | 9 | .222 | 0 | 3 | .000 | 1 | 2 | .500 | 2 | 2 | 4 | 4.4 | 3 | 5 | 3 | 0 | 0 | 5 | 12.6 |
| AUBURN * | 2/9 | | | | | | | | | | | | | | | | | | | | | | |
| at Georgia * | 2/16 | | | | | | | | | | | | | | | | | | | | | | |
| FLORIDA * | 2/20 | | | | | | | | | | | | | | | | | | | | | | |
| at Mississippi State * | 2/23 | | | | | | | | | | | | | | | | | | | | | | |
| at Texas A&M * | 2/27 | | | | | | | | | | | | | | | | | | | | | | |
| MISSOURI * | 3/1 | | | | | | | | | | | | | | | | | | | | | | |

* indicates Southeastern Conference opponent

LEWIS' CAREER STATS

| YEAR | GP | GS | MIN | AVG | FG | FGA | PCT | 3FG | 3FGA | PCT | FT | FTA | PCT | OFF | DEF | TOT | AVG | PF | FO | AST | TO | BLK | STL | PTS | AVG |
|--------------|-----------|-----------|-------------|-------------|------------|------------|-------------|------------|------------|-------------|------------|------------|-------------|-----------|------------|------------|------------|------------|----------|------------|------------|----------|------------|-------------|-------------|
| 2016-17 | 36 | 36 | 1175 | 32.6 | 106 | 324 | .327 | 37 | 131 | .282 | 102 | 153 | .667 | 37 | 104 | 141 | 3.9 | 73 | 3 | 154 | 117 | 1 | 52 | 351 | 9.8 |
| 2017-18 | 31 | 31 | 1029 | 33.2 | 87 | 274 | .318 | 29 | 88 | .330 | 99 | 135 | .733 | 18 | 102 | 120 | 3.9 | 53 | 0 | 108 | 71 | 1 | 35 | 302 | 9.7 |
| 2018-19 | 8 | 8 | 242 | 30.3 | 32 | 76 | .421 | 10 | 33 | .303 | 34 | 47 | .723 | 5 | 27 | 32 | 4.0 | 19 | 0 | 25 | 20 | 0 | 10 | 108 | 13.5 |
| 2019-20 | 23 | 23 | 741 | 32.2 | 90 | 236 | .381 | 36 | 104 | .346 | 73 | 107 | .682 | 29 | 72 | 101 | 4.4 | 37 | 0 | 84 | 57 | 2 | 28 | 289 | 12.6 |
| TOTAL | 98 | 98 | 3187 | 32.5 | 315 | 910 | .346 | 112 | 356 | .315 | 308 | 442 | .697 | 89 | 305 | 394 | 4.0 | 182 | 3 | 371 | 265 | 4 | 125 | 1050 | 10.7 |



4 Cierra Johnson

SENIOR

Guard • 5-10 • Mobile, Ala.
Blount HS/Shelton State CC

CAREER HIGHS

| | | |
|--------------|----|---------------------------------------|
| Points | 27 | 2X, last vs. LSU (1/20/19) |
| Rebounds | 14 | Ole Miss (2/28/19) |
| Assists | 6 | 5X, last vs. Northern Iowa (11/29/19) |
| Steals | 7 | at Georgia (1/27/19) |
| Blocks | 2 | 2X, last vs. SE Louisiana (12/29/19) |
| Minutes | 45 | Georgia (2/24/19) |
| Field Goals | 10 | at Missouri (3/3/19) |
| FG Att. | 17 | 3X, last at Missouri (3/3/19) |
| 3-Point FG | 4 | Tulane (12/8/18) |
| 3-Point Att. | 9 | Tulane (12/8/18) |
| Free Throws | 14 | LSU (1/20/19) |
| FT Att. | 16 | LSU (1/20/19) |

2019-20 SEASON HIGHS

| | | |
|--------------|----|--------------------------------------|
| Points | 21 | at Clemson (11/12/19) |
| Rebounds | 8 | 4X, last vs. SE Louisiana (12/29/19) |
| Assists | 6 | vs. Northern Iowa (11/29/19) |
| Steals | 6 | at Clemson (11/12/19) |
| Blocks | 2 | SE Louisiana (12/29/19) |
| Minutes | 30 | at Clemson (11/12/19) |
| Field Goals | 7 | at Clemson (11/12/19) |
| FG Att. | 11 | 2X, last at Tulane (11/24/19) |
| 3-Point FG | 3 | 2X, last at Auburn (11/12/20) |
| 3-Point Att. | 6 | at Clemson (11/12/19) |
| Free Throws | 5 | 2X, last vs. Southern Cal (11/30/19) |
| FT Att. | 6 | 3X, last vs. Southern Cal (11/30/19) |

MISCELLANEOUS STATS

| CATEGORY | 2019-20 | CAREER |
|-------------------------|---------|--------|
| Games Started | | 27 |
| Double-digit scoring | 9 | 34 |
| 20+ point games | 1 | 7 |
| Double-digit rebounding | | 3 |
| Double-doubles | | 3 |
| Led UA in scoring | 2 | 15 |
| Led UA in rebounding | 3 | 10 |
| Led UA in assists | 5 | 20 |
| Led UA in steals | 9 | 17 |
| Led UA in blocks | 4 | 9 |

CAREER HIGHLIGHTS

- 2019 Preseason Second Team All-SEC (Coaches)
- 2018 Florida Sunshine Classic All-Tournament Team
- 2018 Arizona State Classic All-Tournament Team
- Three career double-doubles

2019-20 NOTES

- Led Alabama to its win over Clemson (11/12) with 21 points, eight rebounds and six steals off the bench
- Put in 17 points and eight rebounds in her homecoming against South Alabama (11/21)
- Poured in 18 points on 6-of-9 shooting to go along with six assists in the win over Northern Iowa (11/29)
- Had a solid all-around game with team highs in rebounds (8), assists (4), steals (3) and blocks (2) to go along with 10 points in the victory against SE Louisiana (12/29)
- Added 11 points, four rebounds and four assists in the victory against Auburn (1/12)



JOHNSON'S 2019-20 GAME-BY-GAME STATS

| OPPONENT | DATE | GS | MIN | FG | FGA | PCT | 3FG | FGA | PCT | FT | FTA | PCT | OFF | DEF | TOT | AVG | PF | A | TO | BLK | STL | PTS | AVG |
|------------------------|-------|----|-----|----|------|-----|-----|-------|-----|----|-------|-----|-----|-----|-----|-----|----|---|----|-----|-----|------|-----|
| HAMPTON | 11/6 | 27 | 2 | 11 | .182 | 1 | 5 | .200 | 3 | 6 | .500 | 3 | 1 | 4 | 4.0 | 2 | 2 | 2 | 0 | 1 | 8 | 8.0 | |
| at Clemson | 11/12 | 30 | 7 | 10 | .700 | 3 | 6 | .500 | 4 | 4 | 1.000 | 5 | 3 | 8 | 6.0 | 2 | 1 | 1 | 1 | 6 | 21 | 14.5 | |
| MERCER | 11/17 | 18 | 2 | 3 | .667 | 0 | 0 | .000 | 5 | 6 | .833 | 1 | 5 | 6 | 6.0 | 1 | 1 | 2 | 0 | 2 | 9 | 12.7 | |
| at South Alabama | 11/21 | 23 | 6 | 10 | .600 | 0 | 1 | .000 | 4 | 5 | .800 | 4 | 4 | 8 | 6.5 | 3 | 3 | 3 | 0 | 2 | 16 | 13.5 | |
| at Tulane | 11/24 | 21 | 2 | 11 | .182 | 1 | 5 | .200 | 2 | 2 | 1.000 | 3 | 5 | 8 | 6.8 | 0 | 1 | 3 | 0 | 1 | 7 | 12.2 | |
| vs Northern Iowa | 11/29 | 25 | 6 | 9 | .667 | 2 | 3 | .667 | 4 | 4 | 1.000 | 1 | 2 | 3 | 6.0 | 3 | 6 | 3 | 1 | 0 | 18 | 12.9 | |
| vs Southern California | 11/30 | 25 | 3 | 9 | .333 | 0 | 3 | .000 | 5 | 6 | .833 | 4 | 1 | 5 | 6.5 | 3 | 0 | 2 | 0 | 1 | 11 | 12.0 | |
| IOWA STATE | 12/5 | 24 | 2 | 9 | .222 | 0 | 3 | .000 | 0 | 0 | .000 | 0 | 5 | 5 | 5.9 | 3 | 2 | 2 | 0 | 3 | 4 | 11.8 | |
| COLGATE | 12/8 | 10 | 0 | 3 | .000 | 0 | 2 | .000 | 0 | 0 | .000 | 0 | 0 | 0 | 5.2 | 1 | 0 | 1 | 0 | 0 | 0 | 10.4 | |
| NORTH CAROLINA | 12/15 | 9 | 0 | 4 | .000 | 0 | 2 | .000 | 0 | 0 | .000 | 1 | 0 | 1 | 4.8 | 2 | 0 | 2 | 0 | 0 | 0 | 9.4 | |
| BETHUNE-COOKMAN | 12/17 | 25 | 2 | 9 | .222 | 0 | 4 | .000 | 1 | 4 | .250 | 1 | 2 | 3 | 4.6 | 1 | 2 | 0 | 0 | 2 | 5 | 9.0 | |
| RADFORD | 12/20 | 16 | 3 | 10 | .300 | 1 | 3 | .333 | 4 | 4 | 1.000 | 2 | 1 | 3 | 4.5 | 0 | 2 | 0 | 1 | 1 | 11 | 9.2 | |
| SOUTHEASTERN LOUISIANA | 12/29 | 16 | 3 | 10 | .300 | 0 | 2 | .000 | 4 | 4 | 1.000 | 2 | 6 | 8 | 4.8 | 2 | 4 | 2 | 2 | 3 | 10 | 9.2 | |
| at LSU * | 1/2 | 19 | 3 | 6 | .500 | 1 | 3 | .333 | 0 | 0 | .000 | 0 | 1 | 1 | 4.5 | 3 | 0 | 4 | 0 | 0 | 7 | 9.1 | |
| SOUTH CAROLINA * | 1/5 | 26 | 4 | 8 | .500 | 0 | 0 | .000 | 2 | 2 | 1.000 | 1 | 0 | 1 | 4.3 | 2 | 3 | 2 | 0 | 2 | 10 | 9.1 | |
| KENTUCKY * | 1/9 | 22 | 3 | 8 | .375 | 0 | 3 | .000 | 2 | 4 | .500 | 1 | 2 | 3 | 4.2 | 2 | 1 | 1 | 0 | 1 | 8 | 9.1 | |
| at Auburn * | 1/12 | 23 | 4 | 7 | .571 | 3 | 5 | .600 | 0 | 0 | .000 | 1 | 3 | 4 | 4.2 | 2 | 4 | 2 | 0 | 0 | 11 | 9.2 | |
| at Tennessee * | 1/20 | 13 | 1 | 4 | .250 | 0 | 0 | .000 | 2 | 4 | .500 | 1 | 1 | 2 | 4.1 | 2 | 4 | 0 | 0 | 2 | 4 | 8.9 | |
| TEXAS A&M * | 1/23 | 26 | 4 | 9 | .444 | 1 | 3 | .333 | 1 | 2 | .500 | 2 | 0 | 2 | 4.0 | 4 | 2 | 2 | 0 | 0 | 10 | 8.9 | |
| VANDERBILT * | 1/26 | 17 | 4 | 5 | .800 | 1 | 1 | 1.000 | 0 | 0 | .000 | 1 | 3 | 4 | 4.0 | 3 | 1 | 2 | 0 | 1 | 9 | 9.0 | |
| ARKANSAS * | 1/30 | 18 | 1 | 6 | .167 | 0 | 2 | .000 | 1 | 2 | .500 | 1 | 4 | 5 | 4.0 | 3 | 0 | 1 | 1 | 0 | 3 | 8.7 | |
| at Ole Miss * | 2/2 | 17 | 1 | 2 | .500 | 1 | 1 | 1.000 | 1 | 2 | .500 | 3 | 1 | 4 | 4.0 | 2 | 1 | 2 | 0 | 0 | 4 | 8.5 | |
| at Kentucky * | 2/6 | 25 | 3 | 6 | .500 | 0 | 0 | .000 | 1 | 3 | .333 | 1 | 4 | 5 | 4.1 | 5 | 5 | 3 | 1 | 1 | 7 | 8.4 | |
| AUBURN * | 2/9 | | | | | | | | | | | | | | | | | | | | | | |
| at Georgia * | 2/16 | | | | | | | | | | | | | | | | | | | | | | |
| FLORIDA * | 2/20 | | | | | | | | | | | | | | | | | | | | | | |
| at Mississippi State * | 2/23 | | | | | | | | | | | | | | | | | | | | | | |
| at Texas A&M * | 2/27 | | | | | | | | | | | | | | | | | | | | | | |
| MISSOURI * | 3/1 | | | | | | | | | | | | | | | | | | | | | | |

* indicates Southeastern Conference opponent

JOHNSON'S CAREER STATS

| YEAR | GP | GS | MIN | AVG | FG | FGA | PCT | 3FG | 3FGA | PCT | FT | FTA | PCT | OFF | DEF | TOT | AVG | PF | FO | AST | TO | BLK | STL | PTS | AVG |
|--------------|-----------|-----------|-------------|-------------|------------|------------|-------------|-----------|------------|-------------|------------|------------|-------------|-----------|------------|------------|------------|------------|----------|------------|------------|-----------|-----------|------------|-------------|
| 2018-19 | 31 | 27 | 1031 | 33.3 | 153 | 378 | .405 | 42 | 126 | .333 | 109 | 151 | .722 | 21 | 141 | 162 | 5.2 | 76 | 0 | 97 | 122 | 9 | 39 | 457 | 14.7 |
| 2019-20 | 23 | 0 | 475 | 20.7 | 66 | 169 | .391 | 15 | 57 | .263 | 46 | 64 | .719 | 39 | 55 | 94 | 4.1 | 53 | 1 | 45 | 42 | 7 | 29 | 193 | 8.4 |
| TOTAL | 54 | 27 | 1506 | 27.9 | 219 | 547 | .400 | 57 | 183 | .311 | 155 | 215 | .721 | 60 | 196 | 256 | 4.7 | 129 | 1 | 142 | 164 | 16 | 68 | 650 | 12.0 |



5 Hannah Barber

SOPHOMORE

Guard • 5-6 • Homewood, Ala.
Homewood HS

CAREER HIGHS

| | | |
|--------------|----|-----------------------------------|
| Points | 12 | vs. Mercer (11/17/19) |
| Rebounds | 4 | 3X, last vs. Vanderbilt (1/26/20) |
| Assists | 7 | Clemson (11/19/18) |
| Steals | 2 | 3X, last vs. Radford (12/20/19) |
| Blocks | | |
| Minutes | 27 | Clemson (11/19/18) |
| Field Goals | 4 | vs. Mercer (11/17/19) |
| FG Att. | 7 | 2X, last vs. Mercer (11/17/19) |
| 3-Point FG | 4 | vs. Mercer (11/17/19) |
| 3-Point Att. | 7 | Stetson (11/27/18) |
| Free Throws | 3 | SE Louisiana (12/29/19) |
| FT Att. | 4 | SE Louisiana (12/29/19) |

2019-20 SEASON HIGHS

| | | |
|--------------|----|-----------------------------------|
| Points | 12 | vs. Mercer (11/17/19) |
| Rebounds | 4 | 2X, last vs. Vanderbilt (1/26/20) |
| Assists | 5 | vs. Mercer (11/17/19) |
| Steals | 2 | Radford (12/20/19) |
| Blocks | | |
| Minutes | 21 | vs. Mercer (11/17/19) |
| Field Goals | 4 | vs. Mercer (11/17/19) |
| FG Att. | 7 | vs. Mercer (11/17/19) |
| 3-Point FG | 4 | vs. Mercer (11/17/19) |
| 3-Point Att. | 6 | vs. Mercer (11/17/19) |
| Free Throws | 3 | SE Louisiana (12/29/19) |
| FT Att. | 4 | SE Louisiana (12/29/19) |

MISCELLANEOUS STATS

| CATEGORY | 2019-20 | CAREER |
|-------------------------|---------|--------|
| Games Started | | 6 |
| Double-digit scoring | 1 | 1 |
| 20+ point games | | |
| Double-digit rebounding | | |
| Double-doubles | | |
| Led UA in scoring | | |
| Led UA in rebounding | | |
| Led UA in assists | 3 | 9 |
| Led UA in steals | 1 | 2 |
| Led UA in blocks | | |

CAREER HIGHLIGHTS

2019-20 NOTES

- Poured in a career-high 12 points, while shooting 4-of-6 from three and dishing out five assists in the win over Mercer (11/17).



BARBER'S 2019-20 GAME-BY-GAME STATS

| OPPONENT | DATE | GS | MIN | FG | FGA | PCT | 3FG | FGA | PCT | FT | FTA | PCT | OFF | DEF | TOT | AVG | PF | A | TO | BLK | STL | PTS | AVG |
|------------------------|-------|----|-----|----|-----|-------|-----|-----|-------|----|-----|------|-----|-----|-----|-----|----|---|----|-----|-----|-----|-----|
| HAMPTON | 11/6 | | 8 | 0 | 1 | .000 | 0 | 0 | .000 | 0 | 0 | .000 | 0 | 1 | 1 | 1.0 | 1 | 0 | 1 | 0 | 0 | 0 | 0.0 |
| at Clemson | 11/12 | | 4 | 0 | 0 | .000 | 0 | 0 | .000 | 0 | 0 | .000 | 0 | 0 | 0 | 0.5 | 0 | 0 | 0 | 0 | 0 | 0 | 0.0 |
| MERCER | 11/17 | | 21 | 4 | 7 | .571 | 4 | 6 | .667 | 0 | 0 | .000 | 0 | 0 | 0 | 0.3 | 0 | 5 | 1 | 0 | 0 | 12 | 4.0 |
| at South Alabama | 11/21 | | 12 | 1 | 2 | .500 | 1 | 2 | .500 | 1 | 2 | .500 | 0 | 0 | 0 | 0.3 | 1 | 0 | 1 | 0 | 0 | 4 | 4.0 |
| at Tulane | 11/24 | | 2 | 0 | 0 | .000 | 0 | 0 | .000 | 0 | 0 | .000 | 0 | 0 | 0 | 0.2 | 0 | 0 | 0 | 0 | 0 | 0 | 0.2 |
| vs Northern Iowa | 11/29 | | 2 | 0 | 0 | .000 | 0 | 0 | .000 | 0 | 0 | .000 | 0 | 0 | 0 | 0.6 | 0 | 1 | 0 | 0 | 0 | 0 | 2.3 |
| vs Southern California | 11/30 | | 5 | 0 | 1 | .000 | 0 | 1 | .000 | 0 | 0 | .000 | 1 | 2 | 3 | 0.7 | 0 | 1 | 1 | 0 | 1 | 0 | 2.7 |
| IOWA STATE | 12/5 | | 6 | 0 | 1 | .000 | 0 | 0 | .000 | 0 | 0 | .000 | 0 | 0 | 0 | 0.5 | 0 | 0 | 0 | 0 | 0 | 0 | 2.0 |
| COLGATE | 12/8 | | 14 | 1 | 2 | .500 | 1 | 1 | 1.000 | 0 | 0 | .000 | 0 | 0 | 0 | 0.4 | 0 | 1 | 3 | 0 | 0 | 3 | 2.1 |
| NORTH CAROLINA | 12/15 | | 1 | 0 | 0 | .000 | 0 | 0 | .000 | 0 | 0 | .000 | 0 | 0 | 0 | 0.4 | 0 | 0 | 0 | 0 | 0 | 0 | 1.9 |
| BETHUNE-COOKMAN | 12/17 | | 5 | 0 | 1 | .000 | 0 | 1 | .000 | 0 | 0 | .000 | 0 | 1 | 1 | 0.5 | 1 | 0 | 1 | 0 | 0 | 0 | 1.7 |
| RADFORD | 12/20 | | 12 | 2 | 2 | 1.000 | 2 | 2 | 1.000 | 0 | 0 | .000 | 0 | 2 | 2 | 0.6 | 0 | 1 | 0 | 0 | 2 | 6 | 2.1 |
| SOUTHEASTERN LOUISIANA | 12/29 | | 18 | 1 | 5 | .200 | 1 | 3 | .333 | 3 | 4 | .750 | 0 | 4 | 4 | 0.8 | 1 | 1 | 2 | 0 | 1 | 6 | 2.4 |
| at LSU * | 1/2 | | 11 | 0 | 2 | .000 | 0 | 1 | .000 | 0 | 0 | .000 | 0 | 1 | 1 | 0.9 | 0 | 0 | 0 | 0 | 0 | 0 | 2.2 |
| SOUTH CAROLINA * | 1/5 | | 3 | 0 | 1 | .000 | 0 | 0 | .000 | 0 | 0 | .000 | 0 | 0 | 0 | 0.8 | 2 | 0 | 1 | 0 | 0 | 0 | 2.1 |
| KENTUCKY * | 1/9 | | 1 | 0 | 0 | .000 | 0 | 0 | .000 | 0 | 0 | .000 | 0 | 0 | 0 | 0.8 | 0 | 0 | 1 | 0 | 0 | 0 | 1.9 |
| at Auburn * | 1/12 | | 9 | 0 | 0 | .000 | 0 | 0 | .000 | 0 | 0 | .000 | 0 | 2 | 2 | 0.8 | 0 | 2 | 0 | 0 | 0 | 0 | 1.8 |
| at Tennessee * | 1/20 | | 3 | 0 | 0 | .000 | 0 | 0 | .000 | 0 | 0 | .000 | 0 | 1 | 1 | 0.8 | 0 | 0 | 0 | 0 | 0 | 0 | 1.7 |
| TEXAS A&M * | 1/23 | | 4 | 0 | 0 | .000 | 0 | 0 | .000 | 0 | 0 | .000 | 0 | 0 | 0 | 0.8 | 0 | 0 | 0 | 0 | 0 | 0 | 1.6 |
| VANDERBILT * | 1/26 | | 15 | 0 | 2 | .000 | 0 | 1 | .000 | 0 | 0 | .000 | 0 | 4 | 4 | 1.0 | 3 | 2 | 3 | 0 | 0 | 0 | 1.6 |
| ARKANSAS * | 1/30 | | 12 | 0 | 2 | .000 | 0 | 0 | .000 | 0 | 0 | .000 | 0 | 0 | 0 | 0.9 | 1 | 2 | 2 | 0 | 0 | 0 | 1.5 |
| at Ole Miss * | 2/2 | | 2 | 0 | 0 | .000 | 0 | 0 | .000 | 0 | 0 | .000 | 0 | 0 | 0 | 0.9 | 0 | 0 | 0 | 0 | 0 | 0 | 1.4 |
| at Kentucky * | 2/6 | | 8 | 1 | 1 | 1.000 | 1 | 1 | 1.000 | 0 | 0 | .000 | 0 | 1 | 1 | 0.9 | 1 | 0 | 0 | 0 | 0 | 3 | 1.5 |
| AUBURN * | 2/9 | | | | | | | | | | | | | | | | | | | | | | |
| at Georgia * | 2/16 | | | | | | | | | | | | | | | | | | | | | | |
| FLORIDA * | 2/20 | | | | | | | | | | | | | | | | | | | | | | |
| at Mississippi State * | 2/23 | | | | | | | | | | | | | | | | | | | | | | |
| at Texas A&M * | 2/27 | | | | | | | | | | | | | | | | | | | | | | |
| MISSOURI * | 3/1 | | | | | | | | | | | | | | | | | | | | | | |

* indicates Southeastern Conference opponent

BARBER'S CAREER STATS

| YEAR | GP | GS | MIN | AVG | FG | FGA | PCT | 3FG | 3FGA | PCT | FT | FTA | PCT | OFF | DEF | TOT | AVG | PF | FO | AST | TO | BLK | STL | PTS | AVG |
|--------------|-----------|----------|------------|------------|-----------|-----------|-------------|-----------|-----------|-------------|----------|----------|-------------|----------|-----------|-----------|------------|-----------|----------|-----------|-----------|----------|-----------|-----------|------------|
| 2018-19 | 30 | 6 | 296 | 9.9 | 13 | 44 | .295 | 8 | 32 | .250 | 2 | 2 | 1.000 | 2 | 14 | 16 | 0.5 | 19 | 0 | 40 | 31 | 0 | 11 | 36 | 1.2 |
| 2019-20 | 23 | 0 | 178 | 7.7 | 10 | 30 | .333 | 10 | 19 | .526 | 4 | 6 | .667 | 1 | 19 | 20 | 0.9 | 12 | 0 | 16 | 17 | 0 | 4 | 34 | 1.5 |
| TOTAL | 53 | 6 | 474 | 8.9 | 23 | 74 | .311 | 18 | 51 | .353 | 6 | 8 | .750 | 3 | 33 | 36 | 0.7 | 31 | 0 | 56 | 48 | 0 | 15 | 70 | 1.3 |



11 Destiny Rice

FRESHMAN

Guard • 5-8 • Shreveport, La.
North Caddo Magnet

CAREER HIGHS

| | | |
|--------------|----|-----------------------------------|
| Points | 6 | Vanderbilt (1/26/20) |
| Rebounds | 1 | 3X, last vs. Vanderbilt (1/26/20) |
| Assists | 1 | 2X, last vs. Vanderbilt (1/26/20) |
| Steals | 1 | SE Louisiana (12/29/19) |
| Blocks | | |
| Minutes | 10 | SE Louisiana (12/29/19) |
| Field Goals | 2 | 2X, last vs. Vanderbilt (1/26/20) |
| FG Att. | 3 | 2X, last vs. Vanderbilt (1/26/20) |
| 3-Point FG | 1 | vs. Vanderbilt (1/26/20) |
| 3-Point Att. | 1 | 2X, last vs. Vanderbilt (1/26/20) |
| Free Throws | 1 | 3X, last vs. Vanderbilt (1/26/20) |
| FT Att. | 4 | Vanderbilt (1/26/20) |

2019-20 SEASON HIGHS

| | | |
|--------------|----|-----------------------------------|
| Points | 6 | Vanderbilt (1/26/20) |
| Rebounds | 1 | 3X, last vs. Vanderbilt (1/26/20) |
| Assists | 1 | 2X, last vs. Vanderbilt (1/26/20) |
| Steals | 1 | SE Louisiana (12/29/19) |
| Blocks | | |
| Minutes | 10 | SE Louisiana (12/29/19) |
| Field Goals | 2 | 2X, last vs. Vanderbilt (1/26/20) |
| FG Att. | 3 | 2X, last vs. Vanderbilt (1/26/20) |
| 3-Point FG | 1 | vs. Vanderbilt (1/26/20) |
| 3-Point Att. | 1 | 2X, last vs. Vanderbilt (1/26/20) |
| Free Throws | 1 | 3X, last vs. Vanderbilt (1/26/20) |
| FT Att. | 4 | Vanderbilt (1/26/20) |

MISCELLANEOUS STATS

| CATEGORY | 2019-20 | CAREER |
|-------------------------|---------|--------|
| Games Started | | |
| Double-digit scoring | | |
| 20+ point games | | |
| Double-digit rebounding | | |
| Double-doubles | | |
| Led UA in scoring | | |
| Led UA in rebounding | | |
| Led UA in assists | | |
| Led UA in steals | | |
| Led UA in blocks | | |

CAREER HIGHLIGHTS

2019-20 NOTES

- Had four points in the win against SE Louisiana (12/29)
- Put in a career-high six points in the victory over Vanderbilt (1/26)



RICE'S 2019-20 GAME-BY-GAME STATS

| OPPONENT | DATE | GS | MIN | FG | FGA | PCT | 3FG | FGA | PCT | FT | FTA | PCT | OFF | DEF | TOT | AVG | PF | A | TO | BLK | STL | PTS | AVG | |
|------------------------|-------|-----|-----|----|-----|-------|-----|-----|-------|----|-----|------|-----|-----|-----|-----|----|---|----|-----|-----|-----|-----|--|
| HAMPTON | 11/6 | DNP | | | | | | | | | | | | | | | | | | | | | | |
| at Clemson | 11/12 | DNP | | | | | | | | | | | | | | | | | | | | | | |
| MERCER | 11/17 | | 8 | 0 | 1 | .000 | 0 | 0 | .000 | 1 | 2 | .500 | 0 | 1 | 1 | 1.0 | 1 | 0 | 0 | 0 | 0 | 1 | 1.0 | |
| at South Alabama | 11/21 | DNP | | | | | | | | | | | | | | | | | | | | | | |
| at Tulane | 11/24 | DNP | | | | | | | | | | | | | | | | | | | | | | |
| vs Northern Iowa | 11/29 | DNP | | | | | | | | | | | | | | | | | | | | | | |
| vs Southern California | 11/30 | DNP | | | | | | | | | | | | | | | | | | | | | | |
| IOWA STATE | 12/5 | DNP | | | | | | | | | | | | | | | | | | | | | | |
| COLGATE | 12/8 | DNP | | | | | | | | | | | | | | | | | | | | | | |
| NORTH CAROLINA | 12/15 | DNP | | | | | | | | | | | | | | | | | | | | | | |
| BETHUNE-COOKMAN | 12/17 | DNP | | | | | | | | | | | | | | | | | | | | | | |
| RADFORD | 12/20 | | 3 | 1 | 1 | 1.000 | 0 | 0 | .000 | 1 | 3 | .333 | 0 | 1 | 1 | 1.0 | 1 | 0 | 0 | 0 | 0 | 3 | 2.0 | |
| SOUTHEASTERN LOUISIANA | 12/29 | | 10 | 2 | 3 | .667 | 0 | 1 | .000 | 0 | 1 | .000 | 0 | 1 | 1 | 1.0 | 2 | 1 | 1 | 0 | 1 | 4 | 2.7 | |
| at LSU * | 1/2 | DNP | | | | | | | | | | | | | | | | | | | | | | |
| SOUTH CAROLINA * | 1/5 | DNP | | | | | | | | | | | | | | | | | | | | | | |
| KENTUCKY * | 1/9 | DNP | | | | | | | | | | | | | | | | | | | | | | |
| at Auburn * | 1/12 | | 2 | 0 | 0 | .000 | 0 | 0 | .000 | 0 | 0 | .000 | 0 | 0 | 0 | 0.8 | 0 | 0 | 0 | 0 | 0 | 0 | 2.0 | |
| at Tennessee * | 1/20 | DNP | | | | | | | | | | | | | | | | | | | | | | |
| TEXAS A&M * | 1/23 | DNP | | | | | | | | | | | | | | | | | | | | | | |
| VANDERBILT * | 1/26 | | 7 | 2 | 3 | .667 | 1 | 1 | 1.000 | 1 | 4 | .250 | 0 | 1 | 1 | 0.8 | 3 | 1 | 1 | 0 | 0 | 6 | 2.8 | |
| ARKANSAS * | 1/30 | DNP | | | | | | | | | | | | | | | | | | | | | | |
| at Ole Miss * | 2/2 | DNP | | | | | | | | | | | | | | | | | | | | | | |
| at Kentucky * | 2/6 | | 1 | 0 | 0 | .000 | 0 | 0 | .000 | 0 | 0 | .000 | 0 | 0 | 0 | 0.7 | 0 | 0 | 0 | 0 | 0 | 0 | 2.3 | |
| AUBURN * | 2/9 | | | | | | | | | | | | | | | | | | | | | | | |
| at Georgia * | 2/16 | | | | | | | | | | | | | | | | | | | | | | | |
| FLORIDA * | 2/20 | | | | | | | | | | | | | | | | | | | | | | | |
| at Mississippi State * | 2/23 | | | | | | | | | | | | | | | | | | | | | | | |
| at Texas A&M * | 2/27 | | | | | | | | | | | | | | | | | | | | | | | |
| MISSOURI | 3/1 | | | | | | | | | | | | | | | | | | | | | | | |

* indicates Southeastern Conference opponent

RICE'S CAREER STATS

| YEAR | GP | GS | MIN | AVG | FG | FGA | PCT | 3FG | 3FGA | PCT | FT | FTA | PCT | OFF | DEF | TOT | AVG | PF | FO | AST | TO | BLK | STL | PTS | AVG |
|--------------|----------|----------|-----------|------------|----------|----------|-------------|----------|----------|-------------|----------|-----------|-------------|----------|----------|----------|------------|----------|----------|----------|----------|----------|----------|-----------|------------|
| 2019-20 | 6 | 0 | 31 | 5.2 | 5 | 8 | .625 | 1 | 2 | .500 | 3 | 10 | .300 | 0 | 4 | 4 | 0.7 | 7 | 0 | 2 | 2 | 0 | 1 | 14 | 2.3 |
| TOTAL | 6 | 0 | 31 | 5.2 | 5 | 8 | .625 | 1 | 2 | .500 | 3 | 10 | .300 | 0 | 4 | 4 | 0.7 | 7 | 0 | 2 | 2 | 0 | 1 | 14 | 2.3 |



12 Allie Craig Cruce

SOPHOMORE

Forward • 6-1 • Killen, Ala.
Lauderdale County HS

CAREER HIGHS

| | | |
|--------------|----|--|
| Points | 12 | Southeastern Louisiana (11/7/18) |
| Rebounds | 9 | vs. Tulsa (12/1/18) |
| Assists | 5 | Northwestern St. (12/16/18) |
| Steals | 2 | 2X, last vs. Tulsa (12/1/18) |
| Blocks | 2 | SE Louisiana (12/29/19) |
| Minutes | 24 | 2X, last vs. Northwestern St. (12/16/18) |
| Field Goals | 4 | vs. Mercer (11/17/19) |
| FG Att. | 8 | 2X, last vs. Mercer (11/17/19) |
| 3-Point FG | 2 | at SMU (11/15/18) |
| 3-Point Att. | 4 | 2X, last at Missouri (3/3/19) |
| Free Throws | 6 | Southeastern Louisiana (11/7/18) |
| FT Att. | 8 | Southeastern Louisiana (11/7/18) |

2019-20 SEASON HIGHS

| | | |
|--------------|----|-----------------------------------|
| Points | 9 | 2X, last vs. Vanderbilt (1/26/20) |
| Rebounds | 5 | vs. Vanderbilt (1/26/20) |
| Assists | 1 | vs. Mercer (11/17/19) |
| Steals | 1 | at Tennessee (1/20/20) |
| Blocks | 2 | SE Louisiana (12/29/19) |
| Minutes | 13 | vs. Mercer (11/17/19) |
| Field Goals | 4 | vs. Mercer (11/17/19) |
| FG Att. | 8 | vs. Mercer (11/17/19) |
| 3-Point FG | 1 | 3X, last vs. Vanderbilt (1/26/20) |
| 3-Point Att. | 2 | 2X, last vs. Arkansas (1/30/20) |
| Free Throws | 2 | vs. Vanderbilt (1/26/20) |
| FT Att. | 2 | vs. Vanderbilt (1/26/20) |

MISCELLANEOUS STATS

| CATEGORY | 2019-20 | CAREER |
|-------------------------|---------|--------|
| Games Started | | 1 |
| Double-digit scoring | | 2 |
| 20+ point games | | |
| Double-digit rebounding | | |
| Double-doubles | | |
| Led UA in scoring | | |
| Led UA in rebounding | | 1 |
| Led UA in assists | | 1 |
| Led UA in steals | | 1 |
| Led UA in blocks | 1 | 2 |

CAREER HIGHLIGHTS

2019-20 NOTES

- Saw her first action of the season and put in nine points and three rebounds in the victory vs. Mercer (11/17)
- Put in a season-high nine points and five rebounds against Vanderbilt (1/26)



CRUCE'S 2019-20 GAME-BY-GAME STATS

| OPPONENT | DATE | GS | MIN | FG | FGA | PCT | 3FG | FGA | PCT | FT | FTA | PCT | OFF | DEF | TOT | AVG | PF | A | TO | BLK | STL | PTS | AVG |
|------------------------|-------|-----|-----|----|-----|-------|-----|-----|-------|----|-----|-------|-----|-----|-----|-----|----|---|----|-----|-----|-----|-----|
| HAMPTON | 11/6 | DNP | | | | | | | | | | | | | | | | | | | | | |
| at Clemson | 11/12 | DNP | | | | | | | | | | | | | | | | | | | | | |
| MERCER | 11/17 | | 13 | 4 | 8 | .500 | 1 | 2 | .500 | 0 | 0 | .000 | 1 | 2 | 3 | 3.0 | 0 | 1 | 1 | 0 | 0 | 9 | 9.0 |
| at South Alabama | 11/21 | | 0 | 0 | 0 | .000 | 0 | 0 | .000 | 0 | 0 | .000 | 0 | 0 | 0 | 1.5 | 0 | 0 | 0 | 0 | 0 | 0 | 4.5 |
| at Tulane | 11/24 | DNP | | | | | | | | | | | | | | | | | | | | | |
| vs Northern Iowa | 11/29 | DNP | | | | | | | | | | | | | | | | | | | | | |
| vs Southern California | 11/30 | DNP | | | | | | | | | | | | | | | | | | | | | |
| IOWA STATE | 12/5 | DNP | | | | | | | | | | | | | | | | | | | | | |
| COLGATE | 12/8 | | 2 | 1 | 1 | 1.000 | 0 | 0 | .000 | 0 | 0 | .000 | 0 | 0 | 0 | 1.0 | 0 | 0 | 0 | 0 | 0 | 2 | 3.7 |
| NORTH CAROLINA | 12/15 | DNP | | | | | | | | | | | | | | | | | | | | | |
| BETHUNE-COOKMAN | 12/17 | | 4 | 0 | 0 | .000 | 0 | 0 | .000 | 0 | 0 | .000 | 0 | 0 | 0 | 0.8 | 1 | 0 | 0 | 0 | 0 | 0 | 2.8 |
| RADFORD | 12/20 | | 5 | 1 | 1 | 1.000 | 0 | 0 | .000 | 0 | 0 | .000 | 0 | 1 | 1 | 0.8 | 2 | 0 | 0 | 0 | 0 | 2 | 2.6 |
| SOUTHEASTERN LOUISIANA | 12/29 | | 10 | 2 | 2 | 1.000 | 1 | 1 | 1.000 | 0 | 0 | .000 | 0 | 1 | 1 | 0.8 | 1 | 0 | 1 | 2 | 0 | 5 | 3.0 |
| at LSU * | 1/2 | DNP | | | | | | | | | | | | | | | | | | | | | |
| SOUTH CAROLINA * | 1/5 | DNP | | | | | | | | | | | | | | | | | | | | | |
| KENTUCKY * | 1/9 | | 1 | 0 | 0 | .000 | 0 | 0 | .000 | 0 | 0 | .000 | 0 | 0 | 0 | 0.7 | 0 | 0 | 0 | 0 | 0 | 0 | 2.6 |
| at Auburn * | 1/12 | | 3 | 0 | 0 | .000 | 0 | 0 | .000 | 0 | 0 | .000 | 0 | 0 | 0 | 0.6 | 0 | 1 | 0 | 0 | 0 | 0 | 2.3 |
| at Tennessee * | 1/20 | | 2 | 0 | 0 | .000 | 0 | 0 | .000 | 0 | 0 | .000 | 0 | 0 | 0 | 0.6 | 0 | 0 | 0 | 1 | 0 | 0 | 2.0 |
| TEXAS A&M * | 1/23 | DNP | | | | | | | | | | | | | | | | | | | | | |
| VANDERBILT * | 1/26 | | 12 | 3 | 5 | .600 | 1 | 1 | 1.000 | 2 | 2 | 1.000 | 3 | 2 | 5 | 1.0 | 4 | 0 | 0 | 0 | 0 | 9 | 2.7 |
| ARKANSAS * | 1/30 | | 7 | 0 | 2 | .000 | 0 | 2 | .000 | 0 | 0 | .000 | 0 | 1 | 1 | 1.0 | 0 | 0 | 2 | 0 | 0 | 0 | 2.5 |
| at Ole Miss * | 2/2 | | 2 | 0 | 0 | .000 | 0 | 0 | .000 | 0 | 0 | .000 | 0 | 0 | 0 | 0.9 | 0 | 0 | 0 | 0 | 0 | 0 | 2.3 |
| at Kentucky * | 2/6 | DNP | | | | | | | | | | | | | | | | | | | | | |
| AUBURN * | 2/9 | | | | | | | | | | | | | | | | | | | | | | |
| at Georgia * | 2/16 | | | | | | | | | | | | | | | | | | | | | | |
| FLORIDA * | 2/20 | | | | | | | | | | | | | | | | | | | | | | |
| at Mississippi State * | 2/23 | | | | | | | | | | | | | | | | | | | | | | |
| at Texas A&M * | 2/27 | | | | | | | | | | | | | | | | | | | | | | |
| MISSOURI * | 3/1 | | | | | | | | | | | | | | | | | | | | | | |

* indicates Southeastern Conference opponent

CRUCE'S CAREER STATS

| YEAR | GP | GS | MIN | AVG | FG | FGA | PCT | 3FG | 3FGA | PCT | FT | FTA | PCT | OFF | DEF | TOT | AVG | PF | FO | AST | TO | BLK | STL | PTS | AVG |
|--------------|-----------|----------|------------|------------|-----------|-----------|-------------|-----------|-----------|-------------|-----------|-----------|-------------|-----------|-----------|-----------|------------|-----------|----------|-----------|-----------|----------|-----------|-----------|------------|
| 2018-19 | 31 | 1 | 304 | 9.8 | 19 | 65 | .292 | 9 | 38 | .237 | 17 | 24 | .708 | 13 | 42 | 55 | 1.8 | 34 | 0 | 20 | 27 | 2 | 10 | 64 | 2.1 |
| 2019-20 | 12 | 0 | 61 | 5.1 | 11 | 19 | .579 | 3 | 6 | .500 | 2 | 2 | 1.000 | 4 | 7 | 11 | 0.9 | 8 | 0 | 1 | 5 | 2 | 1 | 27 | 2.3 |
| TOTAL | 43 | 1 | 365 | 8.5 | 30 | 84 | .357 | 12 | 44 | .273 | 19 | 26 | .731 | 17 | 49 | 66 | 1.5 | 42 | 0 | 21 | 32 | 4 | 11 | 91 | 2.1 |



22 Ariyah Copeland

JUNIOR

Forward • 6-3 • Columbus, Ga.
Columbus HS

CAREER HIGHS

| | | |
|--------------|----|--------------------------------|
| Points | 26 | Northwestern St. (12/16/18) |
| Rebounds | 15 | Alabama A&M (11/10/17) |
| Assists | 3 | Colgate (12/8/19) |
| Steals | 3 | 5X, last at Missouri (3/3/19) |
| Blocks | 6 | Clemson (11/19/18) |
| Minutes | 36 | Auburn (1/10/19) |
| Field Goals | 10 | Northwestern St. (12/16/18) |
| FG Att. | 13 | 3X, last vs. Colgate (12/8/19) |
| 3-Point FG | | |
| 3-Point Att. | 1 | 3X, last at Tulane (11/24/19) |
| Free Throws | 5 | vs. Hampton (11/6/19) |
| FT Att. | 6 | 4X, last vs. Hampton (11/6/19) |

2019-20 SEASON HIGHS

| | | |
|--------------|----|---------------------------------|
| Points | 15 | Colgate (12/8/19) |
| Rebounds | 11 | Hampton (11/6/19) |
| Assists | 3 | Colgate (12/8/19) |
| Steals | 2 | at LSU (1/2/20) |
| Blocks | 3 | at Tennessee (1/20/20) |
| Minutes | 26 | 3X, last at Tennessee (1/20/20) |
| Field Goals | 7 | Colgate (12/8/19) |
| FG Att. | 13 | Colgate (12/8/19) |
| 3-Point FG | | |
| 3-Point Att. | 1 | at Tulane (11/24/19) |
| Free Throws | 5 | Hampton (11/6/19) |
| FT Att. | 6 | Hampton (11/6/19) |

MISCELLANEOUS STATS

| CATEGORY | 2019-20 | CAREER |
|-------------------------|---------|--------|
| Games Started | 21 | 43 |
| Double-digit scoring | 9 | 20 |
| 20+ point games | | 1 |
| Double-digit rebounding | 1 | 7 |
| Double-doubles | 1 | 6 |
| Led UA in scoring | 2 | 5 |
| Led UA in rebounding | 5 | 16 |
| Led UA in assists | | |
| Led UA in steals | 3 | 10 |
| Led UA in blocks | 2 | 22 |

CAREER HIGHLIGHTS

- Six career double-doubles

2019-20 NOTES

- Compiled her sixth career double-double in the season opener against Hampton (11/6) after putting up 11 points and 11 rebounds
- Added 10 points and seven rebounds in the win over Clemson (11/12)
- Chipped in 10 points on 5-of-7 shooting against Iowa State (12/5)
- Poured in 15 points to go along with six rebounds in the win over Colgate (12/8)
- Was one rebound shy of a double-double, after putting up 12 points and nine boards in the win over UNC (12/15)
- Tied for a team-high with 15 points on 6-of-8 shooting against No. 14 Kentucky (1/9)
- Added 10 points in the blow out win over Vanderbilt (1/26)



COPELAND'S 2019-20 GAME-BY-GAME STATS

| OPPONENT | DATE | GS | MIN | FG | FGA | PCT | 3FG | FGA | PCT | FT | FTA | PCT | OFF | DEF | TOT | AVG | PF | A | TO | BLK | STL | PTS | AVG |
|------------------------|-------|-----|-----|----|-----|------|-----|-----|------|----|-----|-------|-----|-----|-----|------|----|---|----|-----|-----|-----|------|
| HAMPTON | 11/6 | * | 24 | 3 | 6 | .500 | 0 | 0 | .000 | 5 | 6 | .833 | 6 | 5 | 11 | 11.0 | 3 | 0 | 1 | 1 | 1 | 11 | 11.0 |
| at Clemson | 11/12 | * | 24 | 5 | 9 | .556 | 0 | 0 | .000 | 0 | 0 | .000 | 5 | 2 | 7 | 9.0 | 4 | 0 | 2 | 0 | 0 | 10 | 10.5 |
| MERCER | 11/17 | * | 15 | 2 | 3 | .667 | 0 | 0 | .000 | 2 | 3 | .667 | 0 | 5 | 5 | 7.7 | 0 | 0 | 0 | 1 | 0 | 6 | 9.0 |
| at South Alabama | 11/21 | * | 22 | 3 | 7 | .429 | 0 | 0 | .000 | 1 | 4 | .250 | 3 | 3 | 6 | 7.3 | 2 | 0 | 2 | 1 | 1 | 7 | 8.5 |
| at Tulane | 11/24 | * | 20 | 2 | 6 | .333 | 0 | 1 | .000 | 2 | 2 | 1.000 | 2 | 1 | 3 | 6.4 | 1 | 0 | 2 | 0 | 1 | 6 | 8.0 |
| vs Northern Iowa | 11/29 | * | 22 | 2 | 3 | .667 | 0 | 0 | .000 | 0 | 0 | .000 | 1 | 2 | 3 | 5.9 | 4 | 1 | 2 | 0 | 0 | 4 | 7.1 |
| vs Southern California | 11/30 | * | 25 | 3 | 5 | .600 | 0 | 0 | .000 | 0 | 2 | .000 | 3 | 3 | 6 | 6.3 | 2 | 0 | 1 | 0 | 1 | 6 | 7.7 |
| IOWA STATE | 12/5 | * | 20 | 5 | 7 | .714 | 0 | 0 | .000 | 0 | 1 | .000 | 2 | 1 | 3 | 5.5 | 2 | 0 | 0 | 1 | 0 | 10 | 7.5 |
| COLGATE | 12/8 | * | 22 | 7 | 13 | .538 | 0 | 0 | .000 | 1 | 1 | 1.000 | 2 | 4 | 6 | 5.6 | 0 | 3 | 1 | 1 | 0 | 15 | 8.3 |
| NORTH CAROLINA | 12/15 | * | 23 | 5 | 7 | .714 | 0 | 0 | .000 | 2 | 2 | 1.000 | 3 | 6 | 9 | 5.9 | 1 | 0 | 1 | 1 | 0 | 12 | 8.7 |
| BETHUNE-COOKMAN | 12/17 | DNP | | | | | | | | | | | | | | | | | | | | | |
| RADFORD | 12/20 | DNP | | | | | | | | | | | | | | | | | | | | | |
| SOUTHEASTERN LOUISIANA | 12/29 | * | 10 | 0 | 2 | .000 | 0 | 0 | .000 | 0 | 0 | .000 | 0 | 1 | 1 | 5.5 | 1 | 0 | 0 | 0 | 1 | 0 | 7.9 |
| at LSU * | 1/2 | * | 19 | 1 | 2 | .500 | 0 | 0 | .000 | 0 | 0 | .000 | 2 | 2 | 4 | 5.3 | 2 | 0 | 1 | 1 | 2 | 2 | 7.4 |
| SOUTH CAROLINA * | 1/5 | * | 26 | 3 | 6 | .500 | 0 | 0 | .000 | 1 | 3 | .333 | 2 | 5 | 7 | 5.5 | 3 | 0 | 1 | 0 | 0 | 7 | 7.4 |
| KENTUCKY * | 1/9 | * | 26 | 6 | 8 | .750 | 0 | 0 | .000 | 3 | 5 | .600 | 0 | 3 | 3 | 5.3 | 1 | 1 | 2 | 1 | 1 | 15 | 7.9 |
| at Auburn * | 1/12 | * | 23 | 4 | 5 | .800 | 0 | 0 | .000 | 2 | 3 | .667 | 1 | 1 | 2 | 5.1 | 3 | 0 | 2 | 0 | 0 | 10 | 8.1 |
| at Tennessee * | 1/20 | * | 26 | 4 | 5 | .800 | 0 | 0 | .000 | 0 | 0 | .000 | 1 | 2 | 3 | 4.9 | 2 | 0 | 0 | 3 | 2 | 8 | 8.1 |
| TEXAS A&M * | 1/23 | * | 22 | 1 | 3 | .333 | 0 | 0 | .000 | 0 | 0 | .000 | 3 | 3 | 6 | 4.9 | 4 | 0 | 1 | 2 | 0 | 2 | 7.7 |
| VANDERBILT * | 1/26 | * | 15 | 4 | 7 | .571 | 0 | 0 | .000 | 2 | 2 | 1.000 | 3 | 1 | 4 | 4.9 | 1 | 0 | 1 | 0 | 0 | 10 | 7.8 |
| ARKANSAS * | 1/30 | * | 21 | 1 | 4 | .250 | 0 | 0 | .000 | 3 | 4 | .750 | 5 | 4 | 9 | 5.1 | 2 | 1 | 1 | 2 | 0 | 5 | 7.7 |
| at Ole Miss * | 2/2 | * | 22 | 4 | 6 | .667 | 0 | 0 | .000 | 3 | 3 | 1.000 | 3 | 2 | 5 | 5.1 | 1 | 0 | 2 | 2 | 0 | 11 | 7.9 |
| at Kentucky * | 2/6 | * | 18 | 1 | 3 | .333 | 0 | 0 | .000 | 2 | 2 | 1.000 | 3 | 5 | 8 | 5.2 | 0 | 0 | 3 | 0 | 0 | 4 | 7.7 |
| AUBURN * | 2/9 | | | | | | | | | | | | | | | | | | | | | | |
| at Georgia * | 2/16 | | | | | | | | | | | | | | | | | | | | | | |
| FLORIDA * | 2/20 | | | | | | | | | | | | | | | | | | | | | | |
| at Mississippi State * | 2/23 | | | | | | | | | | | | | | | | | | | | | | |
| at Texas A&M * | 2/27 | | | | | | | | | | | | | | | | | | | | | | |
| MISSOURI * | 3/1 | | | | | | | | | | | | | | | | | | | | | | |

* indicates Southeastern Conference opponent

COPELAND'S CAREER STATS

| YEAR | GP | GS | MIN | AVG | FG | FGA | PCT | 3FG | 3FGA | PCT | FT | FTA | PCT | OFF | DEF | TOT | AVG | PF | FO | AST | TO | BLK | STL | PTS | AVG |
|--------------|-----------|-----------|-------------|-------------|------------|------------|-------------|----------|----------|-------------|-----------|------------|-------------|------------|------------|------------|------------|------------|----------|-----------|-----------|-----------|-----------|------------|------------|
| 2017-18 | 25 | 0 | 198 | 7.9 | 27 | 64 | .422 | 0 | 0 | .000 | 22 | 35 | .629 | 24 | 41 | 65 | 2.6 | 19 | 0 | 2 | 11 | 10 | 9 | 76 | 3.0 |
| 2018-19 | 31 | 22 | 819 | 26.4 | 110 | 196 | .561 | 0 | 2 | .000 | 40 | 71 | .563 | 80 | 135 | 215 | 6.9 | 69 | 2 | 5 | 57 | 38 | 31 | 260 | 8.4 |
| 2019-20 | 21 | 21 | 445 | 21.2 | 66 | 117 | .564 | 0 | 1 | .000 | 29 | 43 | .674 | 50 | 60 | 110 | 5.2 | 43 | 1 | 6 | 26 | 17 | 10 | 161 | 7.7 |
| TOTAL | 77 | 43 | 1462 | 19.0 | 203 | 377 | .538 | 0 | 3 | .000 | 91 | 149 | .611 | 154 | 236 | 390 | 5.1 | 131 | 3 | 13 | 94 | 65 | 50 | 497 | 6.5 |



23 Brittany Davis

SOPHOMORE

Guard • 5-9 • Manchester, Ga.
Greenville HS/Gulf Coast State College

CAREER HIGHS

| | | |
|--------------|----|-----------------------------------|
| Points | 23 | UNC (12/15/19) |
| Rebounds | 5 | UNC (12/15/19) |
| Assists | 3 | Colgate (12/8/19) |
| Steals | 4 | vs. Vanderbilt (1/26/20) |
| Blocks | | |
| Minutes | 27 | Radford (12/27/19) |
| Field Goals | 10 | UNC (12/15/19) |
| FG Att. | 12 | UNC (12/15/19) |
| 3-Point FG | 4 | vs. Vanderbilt (1/26/20) |
| 3-Point Att. | 8 | 2X, last at Kentucky (2/6/20) |
| Free Throws | 3 | 2X, last vs. Radford (12/20/19) |
| FT Att. | 4 | 4X, last vs. Vanderbilt (1/26/20) |

2019-20 SEASON HIGHS

| | | |
|--------------|----|--------------------------------------|
| Points | 23 | UNC (12/15/19) |
| Rebounds | 5 | UNC (12/15/19) |
| Assists | 3 | Colgate (12/8/19) |
| Steals | 4 | vs. Vanderbilt (1/26/20) |
| Blocks | | |
| Minutes | 27 | Radford (12/27/19) |
| Field Goals | 10 | UNC (12/15/19) |
| FG Att. | 12 | UNC (12/15/19) |
| 3-Point FG | 4 | vs. Vanderbilt (1/26/20) |
| 3-Point Att. | 8 | 2X, last at Kentucky (2/6/20) |
| Free Throws | 3 | 3X, last vs. SE Louisiana (12/29/19) |
| FT Att. | 4 | 4X, last vs. Vanderbilt (1/26/20) |

MISCELLANEOUS STATS

| CATEGORY | 2019-20 | CAREER |
|-------------------------|---------|--------|
| Games Started | | |
| Double-digit scoring | 8 | 8 |
| 20+ point games | 1 | 1 |
| Double-digit rebounding | | |
| Double-doubles | | |
| Led UA in scoring | 2 | 2 |
| Led UA in rebounding | | |
| Led UA in assists | | |
| Led UA in steals | 3 | 3 |
| Led UA in blocks | | |

CAREER HIGHLIGHTS

- SEC Player of the Week (12/17)
- College Sports Madness National Player of the Week (12/16)
- NCAA Starting Five (12/18)

2019-20 NOTES

- Added 13 points including going 3-of-6 from beyond the three-point line in her first career game against Hampton (11/6)
- Put in 12 points on 5-of-8 shooting in the win vs. Mercer (11/17)
- Dropped in 12 points, including going 3-of-6 from beyond the arc against Iowa State (12/5)
- Knocked down three shots from behind the three-point line on her way to 11 points off the bench vs. Colgate (12/8)
- Poured in a career-high 23 points (10-of-12 shooting) to go along with a career-best five rebounds in the win over UNC (12/15)
- Knocked in a career-best four three-pointers (4-of-6) and four steals on her way to 15 points in the win against Vanderbilt (1/26)



DAVIS' 2019-20 GAME-BY-GAME STATS

| OPPONENT | DATE | GS | MIN | FG | FGA | PCT | 3FG | FGA | PCT | FT | FTA | PCT | OFF | DEF | TOT | AVG | PF | A | TO | BLK | STL | PTS | AVG |
|------------------------|-------|----|-----|----|-----|-------|-----|-----|-------|----|-----|-------|-----|-----|-----|-----|----|---|----|-----|-----|-----|------|
| HAMPTON | 11/6 | | 21 | 4 | 10 | .400 | 3 | 6 | .500 | 2 | 2 | 1.000 | 1 | 3 | 4 | 4.0 | 2 | 0 | 2 | 0 | 0 | 13 | 13.0 |
| at Clemson | 11/12 | | 21 | 2 | 7 | .286 | 1 | 5 | .200 | 3 | 4 | .750 | 2 | 1 | 3 | 3.5 | 1 | 1 | 3 | 0 | 1 | 8 | 10.5 |
| MERCER | 11/17 | | 19 | 5 | 8 | .625 | 2 | 2 | 1.000 | 0 | 0 | .000 | 0 | 3 | 3 | 3.3 | 2 | 1 | 2 | 0 | 1 | 12 | 11.0 |
| at South Alabama | 11/21 | | 17 | 1 | 6 | .167 | 0 | 3 | .000 | 0 | 0 | .000 | 0 | 1 | 1 | 2.8 | 1 | 1 | 1 | 0 | 3 | 2 | 8.8 |
| at Tulane | 11/24 | | 10 | 2 | 2 | 1.000 | 1 | 1 | 1.000 | 0 | 0 | .000 | 0 | 0 | 0 | 2.2 | 0 | 0 | 0 | 0 | 0 | 5 | 8.0 |
| vs Northern Iowa | 11/29 | | 7 | 1 | 2 | .500 | 0 | 1 | .000 | 0 | 0 | .000 | 0 | 0 | 0 | 2.1 | 3 | 0 | 1 | 0 | 0 | 2 | 7.1 |
| vs Southern California | 11/30 | | 18 | 0 | 8 | .000 | 0 | 4 | .000 | 1 | 2 | .500 | 2 | 2 | 4 | 2.5 | 2 | 0 | 2 | 0 | 0 | 1 | 6.1 |
| IOWA STATE | 12/5 | | 15 | 4 | 7 | .571 | 3 | 6 | .500 | 1 | 2 | .500 | 0 | 1 | 1 | 2.0 | 1 | 1 | 1 | 0 | 0 | 12 | 6.9 |
| COLGATE | 12/8 | | 24 | 4 | 9 | .444 | 3 | 8 | .375 | 0 | 0 | .000 | 0 | 3 | 3 | 2.1 | 1 | 3 | 1 | 0 | 1 | 11 | 7.3 |
| NORTH CAROLINA | 12/15 | | 24 | 10 | 12 | .833 | 3 | 5 | .600 | 0 | 0 | .000 | 0 | 5 | 5 | 2.4 | 2 | 2 | 1 | 0 | 0 | 23 | 8.9 |
| BETHUNE-COOKMAN | 12/17 | | 24 | 2 | 10 | .200 | 0 | 4 | .000 | 0 | 0 | .000 | 1 | 2 | 3 | 2.5 | 2 | 0 | 1 | 0 | 0 | 4 | 8.5 |
| RADFORD | 12/20 | | 27 | 3 | 5 | .600 | 2 | 3 | .667 | 3 | 4 | .750 | 0 | 1 | 1 | 2.3 | 2 | 2 | 1 | 0 | 0 | 11 | 8.7 |
| SOUTHEASTERN LOUISIANA | 12/29 | | 18 | 1 | 7 | .143 | 0 | 2 | .000 | 3 | 4 | .750 | 0 | 2 | 2 | 2.3 | 1 | 2 | 0 | 0 | 0 | 5 | 8.4 |
| at LSU * | 1/2 | | 10 | 0 | 4 | .000 | 0 | 1 | .000 | 0 | 0 | .000 | 0 | 0 | 0 | 2.1 | 0 | 0 | 3 | 0 | 0 | 0 | 7.8 |
| SOUTH CAROLINA * | 1/5 | | 6 | 0 | 2 | .000 | 0 | 0 | .000 | 0 | 0 | .000 | 0 | 1 | 1 | 2.1 | 0 | 0 | 2 | 0 | 0 | 0 | 7.3 |
| KENTUCKY * | 1/9 | | 9 | 1 | 1 | 1.000 | 0 | 0 | .000 | 1 | 2 | .500 | 0 | 1 | 1 | 2.0 | 1 | 0 | 3 | 0 | 0 | 3 | 7.0 |
| at Auburn * | 1/12 | | 18 | 1 | 5 | .200 | 1 | 3 | .333 | 0 | 0 | .000 | 0 | 3 | 3 | 2.1 | 4 | 2 | 3 | 0 | 2 | 3 | 6.8 |
| at Tennessee * | 1/20 | | 15 | 0 | 5 | .000 | 0 | 4 | .000 | 2 | 2 | 1.000 | 1 | 1 | 2 | 2.1 | 0 | 1 | 1 | 0 | 0 | 2 | 6.5 |
| TEXAS A&M * | 1/23 | | 10 | 1 | 5 | .200 | 0 | 1 | .000 | 0 | 0 | .000 | 1 | 1 | 2 | 2.1 | 0 | 2 | 0 | 0 | 0 | 2 | 6.3 |
| VANDERBILT * | 1/26 | | 24 | 5 | 11 | .455 | 4 | 6 | .667 | 1 | 4 | .250 | 1 | 0 | 1 | 2.0 | 3 | 2 | 2 | 0 | 4 | 15 | 6.7 |
| ARKANSAS * | 1/30 | | 24 | 3 | 6 | .500 | 1 | 4 | .250 | 2 | 2 | 1.000 | 0 | 1 | 1 | 2.0 | 2 | 1 | 2 | 0 | 0 | 9 | 6.8 |
| at Ole Miss * | 2/2 | | 10 | 0 | 1 | .000 | 0 | 1 | .000 | 0 | 0 | .000 | 0 | 3 | 3 | 2.0 | 1 | 1 | 0 | 0 | 0 | 0 | 6.5 |
| at Kentucky * | 2/6 | | 19 | 3 | 10 | .300 | 2 | 8 | .250 | 2 | 4 | .500 | 0 | 1 | 1 | 2.0 | 0 | 0 | 0 | 0 | 0 | 10 | 6.7 |
| AUBURN * | 2/9 | | | | | | | | | | | | | | | | | | | | | | |
| at Georgia * | 2/16 | | | | | | | | | | | | | | | | | | | | | | |
| FLORIDA * | 2/20 | | | | | | | | | | | | | | | | | | | | | | |
| at Mississippi State * | 2/23 | | | | | | | | | | | | | | | | | | | | | | |
| at Texas A&M * | 2/27 | | | | | | | | | | | | | | | | | | | | | | |
| MISSOURI * | 3/1 | | | | | | | | | | | | | | | | | | | | | | |

* indicates Southeastern Conference opponent

DAVIS' CAREER STATS

| YEAR | GP | GS | MIN | AVG | FG | FGA | PCT | 3FG | 3FGA | PCT | FT | FTA | PCT | OFF | DEF | TOT | AVG | PF | FO | AST | TO | BLK | STL | PTS | AVG |
|--------------|-----------|----------|------------|-------------|-----------|------------|-------------|-----------|-----------|-------------|-----------|-----------|-------------|----------|-----------|-----------|------------|-----------|----------|-----------|-----------|----------|-----------|------------|------------|
| 2019-20 | 23 | 0 | 390 | 17.0 | 53 | 143 | .371 | 26 | 78 | .333 | 21 | 32 | .656 | 9 | 36 | 45 | 2.0 | 31 | 0 | 22 | 32 | 0 | 12 | 153 | 6.7 |
| TOTAL | 23 | 0 | 390 | 17.0 | 53 | 143 | .371 | 26 | 78 | .333 | 21 | 32 | .656 | 9 | 36 | 45 | 2.0 | 31 | 0 | 22 | 32 | 0 | 12 | 153 | 6.7 |



24 De'Sha Benjamin

SOPHOMORE

Guard • 6-0 • Augusta, Ga.
Lucy C. Laney HS

CAREER HIGHS

| | | |
|--------------|----|--------------------------------------|
| Points | 16 | 2X, last vs. Mercer (11/17/19) |
| Rebounds | 11 | Bethune-Cookman (12/17/19) |
| Assists | 3 | at Georgia (1/27/19) |
| Steals | 2 | 5X, last at Ole Miss (2/2/20) |
| Blocks | 1 | 6X, last at Ole Miss (2/2/20) |
| Minutes | 34 | at Georgia (1/27/19) |
| Field Goals | 6 | 2X, last vs. Southern Cal (11/30/19) |
| FG Att. | 12 | 2X, last at Ole Miss (2/2/20) |
| 3-Point FG | 3 | 3X, last at Arkansas (1/24/19) |
| 3-Point Att. | 7 | South Alabama (12/5/18) |
| Free Throws | 9 | Bethune-Cookman (12/17/19) |
| FT Att. | 12 | Bethune-Cookman (12/17/19) |

2019-20 SEASON HIGHS

| | | |
|--------------|----|--------------------------------------|
| Points | 16 | Mercer (11/17/19) |
| Rebounds | 11 | Bethune-Cookman (12/17/19) |
| Assists | 2 | 2X, last at Tennessee (1/20/20) |
| Steals | 2 | at Ole Miss (2/2/20) |
| Blocks | 1 | 2X, last at Ole Miss (2/2/20) |
| Minutes | 27 | Bethune-Cookman (12/17/19) |
| Field Goals | 6 | 2X, last vs. Southern Cal (11/30/19) |
| FG Att. | 12 | 2X, last at Ole Miss (2/2/20) |
| 3-Point FG | 2 | 2X, last vs. South Carolina (1/5/20) |
| 3-Point Att. | 3 | 4X, last at Ole Miss (2/2/20) |
| Free Throws | 9 | Bethune-Cookman (12/17/19) |
| FT Att. | 12 | Bethune-Cookman (12/17/19) |

MISCELLANEOUS STATS

| CATEGORY | 2019-20 | CAREER |
|-------------------------|---------|--------|
| Games Started | | 4 |
| Double-digit scoring | 6 | 14 |
| 20+ point games | | |
| Double-digit rebounding | 2 | 2 |
| Double-doubles | 2 | 2 |
| Led UA in scoring | 3 | 3 |
| Led UA in rebounding | 3 | 5 |
| Led UA in assists | | 1 |
| Led UA in steals | | 3 |
| Led UA in blocks | | 3 |

CAREER HIGHLIGHTS

- SEC Co-Freshman of the Week (12/18/18)
- Two career double-doubles

2019-20 NOTES

- Had a career day against Mercer (11/17), compiling her first career double-double with 16 points (tied career high) and 10 rebounds (career high)
- Led the team with 13 points in the loss to Southern Cal (11/30)
- Tallied 11 points, including the final four points to close out the win over UNC (12/15)
- Picked up her second double-double of the season after putting in 15 points (9-of-12 from the free throw line) and a career-high 11 rebounds in the victory against Bethune-Cookman (12/17)
- Chipped in 11 points and five rebounds in the win against SE Louisiana (12/29)
- Added 12 points (6-of-6 from free throw line) off the bench in the loss vs. No. 4/5 South Carolina (1/5)
- Came up one rebound shy of her third double-double of the season after putting in 14 points and nine rebounds in the win over Vanderbilt (1/26)



BENJAMIN'S 2019-20 GAME-BY-GAME STATS

| OPPONENT | DATE | GS | MIN | FG | FGA | PCT | 3FG | FGA | PCT | FT | FTA | PCT | OFF | DEF | TOT | AVG | PF | A | TO | BLK | STL | PTS | AVG |
|------------------------|-------|----|-----|----|------|-----|-----|-------|-----|----|-------|-----|-----|-----|-----|-----|----|---|----|-----|-----|-----|-----|
| HAMPTON | 11/6 | 10 | 1 | 7 | .143 | 0 | 3 | .000 | 0 | 1 | .000 | 1 | 2 | 3 | 3.0 | 0 | 0 | 1 | 0 | 0 | 2 | 2.0 | |
| at Clemson | 11/12 | 10 | 2 | 4 | .500 | 0 | 2 | .000 | 1 | 2 | .500 | 0 | 0 | 0 | 1.5 | 2 | 0 | 0 | 0 | 1 | 5 | 3.5 | |
| MERCER | 11/17 | 17 | 6 | 8 | .750 | 2 | 3 | .667 | 2 | 3 | .667 | 4 | 6 | 10 | 4.3 | 0 | 1 | 1 | 0 | 1 | 16 | 7.7 | |
| at South Alabama | 11/21 | 16 | 2 | 5 | .400 | 0 | 1 | .000 | 1 | 2 | .500 | 1 | 5 | 6 | 4.8 | 2 | 0 | 1 | 0 | 1 | 5 | 7.0 | |
| at Tulane | 11/24 | 16 | 0 | 3 | .000 | 0 | 2 | .000 | 1 | 2 | .500 | 1 | 2 | 3 | 4.4 | 0 | 2 | 0 | 0 | 0 | 1 | 5.8 | |
| vs Northern Iowa | 11/29 | 18 | 4 | 8 | .500 | 1 | 4 | .250 | 0 | 0 | .000 | 0 | 2 | 2 | 3.9 | 5 | 0 | 1 | 0 | 0 | 9 | 7.3 | |
| vs Southern California | 11/30 | 21 | 6 | 12 | .500 | 0 | 3 | .000 | 1 | 3 | .333 | 1 | 2 | 3 | 4.2 | 1 | 0 | 0 | 0 | 1 | 13 | 7.0 | |
| IOWA STATE | 12/5 | 12 | 0 | 3 | .000 | 0 | 2 | .000 | 2 | 2 | 1.000 | 0 | 1 | 1 | 3.5 | 0 | 0 | 1 | 0 | 0 | 2 | 6.6 | |
| COLGATE | 12/8 | 19 | 3 | 4 | .750 | 0 | 0 | .000 | 1 | 2 | .500 | 1 | 4 | 5 | 3.7 | 0 | 0 | 1 | 0 | 1 | 7 | 6.7 | |
| NORTH CAROLINA | 12/15 | 15 | 4 | 6 | .667 | 0 | 0 | .000 | 3 | 3 | 1.000 | 0 | 1 | 1 | 3.4 | 2 | 0 | 1 | 0 | 0 | 11 | 7.1 | |
| BETHUNE-COOKMAN | 12/17 | 27 | 3 | 6 | .500 | 0 | 0 | .000 | 9 | 12 | .750 | 3 | 8 | 11 | 4.1 | 2 | 0 | 6 | 0 | 0 | 15 | 7.8 | |
| RADFORD | 12/20 | 21 | 3 | 7 | .429 | 1 | 2 | .500 | 1 | 1 | 1.000 | 1 | 3 | 4 | 4.1 | 2 | 0 | 2 | 0 | 0 | 8 | 7.8 | |
| SOUTHEASTERN LOUISIANA | 12/29 | 16 | 4 | 5 | .800 | 1 | 1 | 1.000 | 2 | 3 | .667 | 1 | 4 | 5 | 4.2 | 0 | 0 | 1 | 0 | 0 | 11 | 8.1 | |
| at LSU * | 1/2 | 15 | 3 | 4 | .750 | 1 | 2 | .500 | 1 | 2 | .500 | 0 | 1 | 1 | 3.9 | 2 | 1 | 0 | 0 | 0 | 8 | 8.1 | |
| SOUTH CAROLINA * | 1/5 | 21 | 2 | 5 | .400 | 2 | 2 | 1.000 | 6 | 6 | 1.000 | 0 | 4 | 4 | 3.9 | 3 | 1 | 2 | 0 | 0 | 12 | 8.3 | |
| KENTUCKY * | 1/9 | 18 | 2 | 6 | .333 | 0 | 2 | .000 | 0 | 0 | .000 | 2 | 2 | 4 | 3.9 | 0 | 1 | 1 | 0 | 0 | 4 | 8.1 | |
| at Auburn * | 1/12 | 10 | 1 | 3 | .333 | 0 | 2 | .000 | 2 | 2 | 1.000 | 1 | 4 | 5 | 4.0 | 0 | 0 | 1 | 1 | 0 | 4 | 7.8 | |
| at Tennessee * | 1/20 | 23 | 3 | 6 | .500 | 1 | 1 | 1.000 | 0 | 0 | .000 | 0 | 3 | 3 | 3.9 | 0 | 2 | 1 | 0 | 1 | 7 | 7.8 | |
| TEXAS A&M * | 1/23 | 9 | 2 | 3 | .667 | 1 | 1 | 1.000 | 0 | 0 | .000 | 2 | 1 | 3 | 3.9 | 5 | 1 | 0 | 0 | 0 | 5 | 7.6 | |
| VANDERBILT * | 1/26 | 17 | 4 | 6 | .667 | 1 | 1 | 1.000 | 5 | 6 | .833 | 1 | 8 | 9 | 4.2 | 0 | 1 | 0 | 0 | 0 | 14 | 8.0 | |
| ARKANSAS * | 1/30 | 22 | 4 | 7 | .571 | 2 | 3 | .667 | 0 | 0 | .000 | 0 | 3 | 3 | 4.1 | 1 | 1 | 2 | 0 | 0 | 10 | 8.0 | |
| at Ole Miss * | 2/2 | 20 | 4 | 12 | .333 | 0 | 3 | .000 | 2 | 2 | 1.000 | 2 | 2 | 4 | 4.1 | 1 | 0 | 3 | 1 | 2 | 10 | 8.1 | |
| at Kentucky * | 2/6 | 15 | 3 | 6 | .500 | 0 | 0 | .000 | 0 | 0 | .000 | 0 | 2 | 2 | 4.0 | 0 | 0 | 2 | 0 | 0 | 6 | 8.0 | |
| AUBURN * | 2/9 | | | | | | | | | | | | | | | | | | | | | | |
| at Georgia * | 2/16 | | | | | | | | | | | | | | | | | | | | | | |
| FLORIDA * | 2/20 | | | | | | | | | | | | | | | | | | | | | | |
| at Mississippi State * | 2/23 | | | | | | | | | | | | | | | | | | | | | | |
| at Texas A&M * | 2/27 | | | | | | | | | | | | | | | | | | | | | | |
| MISSOURI * | 3/1 | | | | | | | | | | | | | | | | | | | | | | |

* indicates Southeastern Conference opponent

BENJAMIN'S CAREER STATS

| YEAR | GP | GS | MIN | AVG | FG | FGA | PCT | 3FG | 3FGA | PCT | FT | FTA | PCT | OFF | DEF | TOT | AVG | PF | FO | AST | TO | BLK | STL | PTS | AVG |
|--------------|-----------|----------|------------|-------------|------------|------------|-------------|-----------|------------|-------------|-----------|------------|-------------|-----------|------------|------------|------------|-----------|----------|-----------|-----------|----------|-----------|------------|------------|
| 2018-19 | 25 | 4 | 467 | 18.7 | 47 | 150 | .313 | 27 | 74 | .365 | 35 | 46 | .761 | 26 | 60 | 86 | 3.4 | 34 | 0 | 20 | 34 | 4 | 12 | 156 | 6.2 |
| 2019-20 | 23 | 0 | 388 | 16.9 | 66 | 136 | .485 | 13 | 40 | .325 | 40 | 54 | .741 | 22 | 70 | 92 | 4.0 | 28 | 2 | 10 | 29 | 2 | 8 | 185 | 8.0 |
| TOTAL | 48 | 4 | 855 | 17.8 | 113 | 286 | .395 | 40 | 114 | .351 | 75 | 100 | .750 | 48 | 130 | 178 | 3.7 | 62 | 2 | 30 | 63 | 6 | 20 | 341 | 7.1 |



25 Ashley Knight

SENIOR

Forward • 6-5 • Austin, Texas
Lyndon B. Johnson

CAREER HIGHS

| | | |
|--------------|----|----------------------------|
| Points | 19 | Alabama A&M (11/27/16) |
| Rebounds | 13 | Alabama A&M (11/27/16) |
| Assists | 2 | at Georgia Tech (3/26/17) |
| Steals | 2 | 5X, last at LSU (1/2/20) |
| Blocks | 7 | Alabama A&M (11/10/17) |
| Minutes | 28 | Bethune-Cookman (12/17/19) |
| Field Goals | 9 | Alabama A&M (11/27/16) |
| FG Att. | 14 | McNeese State (12/19/16) |
| 3-Point FG | | |
| 3-Point Att. | 1 | at Texas A&M (1/13/19) |
| Free Throws | 4 | 3X, last at LSU (2/25/18) |
| FT Att. | 6 | Kansas (12/4/16) |

2019-20 SEASON HIGHS

| | | |
|--------------|----|--------------------------------|
| Points | 10 | 2X, last at Ole Miss (2/2/20) |
| Rebounds | 8 | 3X, last at Ole Miss (2/2/20) |
| Assists | 1 | 4X, last at Kentucky (2/20/20) |
| Steals | 2 | 2X, last at LSU (1/2/20) |
| Blocks | 5 | Bethune-Cookman (12/17/19) |
| Minutes | 28 | Bethune-Cookman (12/17/19) |
| Field Goals | 4 | 5X, last at Ole Miss (2/2/20) |
| FG Att. | 9 | Bethune-Cookman (12/17/19) |
| 3-Point FG | | |
| 3-Point Att. | | |
| Free Throws | 2 | 4X, last at Kentucky (2/6/20) |
| FT Att. | 3 | Radford (12/20/19) |

MISCELLANEOUS STATS

| CATEGORY | 2019-20 | CAREER |
|-------------------------|---------|--------|
| Games Started | 2 | 23 |
| Double-digit scoring | 1 | 12 |
| 20+ point games | | |
| Double-digit rebounding | | 3 |
| Double-doubles | | 3 |
| Led UA in scoring | | 1 |
| Led UA in rebounding | 1 | 11 |
| Led UA in assists | | 1 |
| Led UA in steals | 4 | 6 |
| Led UA in blocks | 15 | 71 |

CAREER HIGHLIGHTS

- All-time career blocks leader at Alabama with 211 blocks
- SEC active leader in blocks
- Currently holds the highest career field goal percentage (56.7) in Alabama history
- Alabama single-season record holder in blocks (90 in 2016-17)
- 2017 SEC All-Freshman Team
- SEC Freshman of the Week (Dec. 20, 2016)
- Three career double-doubles

2019-20 NOTES

- Totaled eight points, six rebounds and four blocks in the win at South Alabama (11/21)
- Broke the all-time blocks record after tallying three in the win over UNC (12/15)
- Added eight points, seven rebounds and five blocks in a career-high 28 minutes in her first start of the season versus Bethune-Cookman (12/17)
- Went a perfect 4-of-4 from the field on her way to 10 points and eight rebounds in the win over Radford (12/20)
- Had nine points on 4-of-4 shooting to go along with four blocks in the loss to No. 15 Texas A&M
- Totaled 10 points, eight rebounds and three blocks in the road win at Ole Miss (2/2)



KNIGHT'S 2019-20 GAME-BY-GAME STATS

| OPPONENT | DATE | GS | MIN | FG | FGA | PCT | 3FG | FGA | PCT | FT | FTA | PCT | OFF | DEF | TOT | AVG | PF | A | TO | BLK | STL | PTS | AVG |
|------------------------|---------|----|-----|----|-------|-----|-----|------|-----|----|-------|-----|-----|-----|-----|-----|----|---|----|-----|-----|-----|-----|
| HAMPTON | 11/6 | 5 | 0 | 1 | .000 | 0 | 0 | .000 | 0 | 0 | .000 | 0 | 0 | 0 | 0 | 0 | 0 | 0 | 2 | 0 | 0 | 0 | 0.0 |
| at Clemson | 11/12 | 5 | 0 | 1 | .000 | 0 | 0 | .000 | 1 | 2 | .500 | 0 | 1 | 1 | 0.5 | 2 | 0 | 1 | 1 | 1 | 1 | 1 | 0.5 |
| MERCER | 11/17 | 6 | 3 | 5 | .600 | 0 | 0 | .000 | 0 | 0 | .000 | 2 | 0 | 2 | 1.0 | 0 | 0 | 0 | 1 | 0 | 6 | 2.3 | |
| at South Alabama | 11/21 | 12 | 4 | 6 | .667 | 0 | 0 | .000 | 0 | 0 | .000 | 3 | 3 | 6 | 2.3 | 3 | 0 | 0 | 4 | 0 | 8 | 3.8 | |
| at Tulane | 11/24 | 13 | 3 | 5 | .600 | 0 | 0 | .000 | 1 | 2 | .500 | 2 | 2 | 4 | 2.6 | 0 | 0 | 3 | 1 | 7 | 4.4 | | |
| vs Northern Iowa | 11/29 | 11 | 2 | 2 | 1.000 | 0 | 0 | .000 | 0 | 0 | .000 | 0 | 1 | 1 | 2.6 | 2 | 1 | 1 | 1 | 0 | 4 | 4.0 | |
| vs Southern California | 11/30 | 9 | 1 | 1 | 1.000 | 0 | 0 | .000 | 0 | 0 | .000 | 2 | 2 | 4 | 2.8 | 1 | 0 | 1 | 2 | 0 | 2 | 4.0 | |
| IOWA STATE | 12/5 | 17 | 1 | 1 | 1.000 | 0 | 0 | .000 | 0 | 0 | .000 | 0 | 2 | 2 | 2.5 | 3 | 0 | 2 | 2 | 0 | 2 | 3.8 | |
| COLGATE | 12/8 | 12 | 1 | 1 | 1.000 | 0 | 0 | .000 | 0 | 0 | .000 | 1 | 2 | 3 | 2.6 | 0 | 0 | 0 | 0 | 0 | 2 | 3.6 | |
| NORTH CAROLINA | 12/15 | 18 | 1 | 1 | 1.000 | 0 | 0 | .000 | 0 | 0 | .000 | 2 | 6 | 8 | 3.1 | 4 | 0 | 1 | 3 | 0 | 2 | 3.4 | |
| BETHUNE-COOKMAN | 12/17 * | 28 | 4 | 9 | .444 | 0 | 0 | .000 | 0 | 0 | .000 | 2 | 5 | 7 | 3.5 | 4 | 1 | 1 | 5 | 0 | 8 | 3.8 | |
| RADFORD | 12/20 * | 27 | 4 | 4 | 1.000 | 0 | 0 | .000 | 2 | 3 | .667 | 1 | 7 | 8 | 3.8 | 2 | 1 | 0 | 2 | 2 | 10 | 4.3 | |
| SOUTHEASTERN LOUISIANA | 12/29 | 15 | 3 | 4 | .750 | 0 | 0 | .000 | 0 | 0 | .000 | 2 | 4 | 6 | 4.0 | 0 | 0 | 1 | 0 | 1 | 6 | 4.5 | |
| at LSU * | 1/2 | 21 | 2 | 2 | 1.000 | 0 | 0 | .000 | 1 | 2 | .500 | 1 | 1 | 2 | 3.9 | 4 | 0 | 0 | 1 | 2 | 5 | 4.5 | |
| SOUTH CAROLINA * | 1/5 | 14 | 1 | 2 | .500 | 0 | 0 | .000 | 2 | 2 | 1.000 | 1 | 1 | 2 | 3.7 | 2 | 0 | 1 | 0 | 0 | 4 | 4.5 | |
| KENTUCKY * | 1/9 | 13 | 1 | 3 | .333 | 0 | 0 | .000 | 2 | 2 | 1.000 | 1 | 3 | 4 | 3.8 | 2 | 0 | 1 | 2 | 1 | 4 | 4.4 | |
| at Auburn * | 1/12 | 14 | 3 | 3 | 1.000 | 0 | 0 | .000 | 0 | 0 | .000 | 0 | 2 | 2 | 3.6 | 3 | 1 | 0 | 0 | 1 | 6 | 4.5 | |
| at Tennessee * | 1/20 | 15 | 1 | 3 | .333 | 0 | 0 | .000 | 0 | 0 | .000 | 0 | 0 | 0 | 3.4 | 3 | 0 | 1 | 2 | 1 | 2 | 4.4 | |
| TEXAS A&M * | 1/23 | 18 | 4 | 4 | 1.000 | 0 | 0 | .000 | 1 | 2 | .500 | 0 | 1 | 1 | 3.3 | 3 | 0 | 0 | 4 | 0 | 9 | 4.6 | |
| VANDERBILT * | 1/26 | 13 | 2 | 4 | .500 | 0 | 0 | .000 | 0 | 0 | .000 | 2 | 0 | 2 | 3.3 | 2 | 0 | 1 | 2 | 0 | 4 | 4.6 | |
| ARKANSAS * | 1/30 | 13 | 1 | 2 | .500 | 0 | 0 | .000 | 0 | 0 | .000 | 2 | 3 | 5 | 3.3 | 3 | 0 | 0 | 1 | 0 | 2 | 4.5 | |
| at Ole Miss * | 2/2 | 19 | 4 | 6 | .667 | 0 | 0 | .000 | 2 | 2 | 1.000 | 6 | 2 | 8 | 3.5 | 2 | 0 | 0 | 3 | 0 | 10 | 4.7 | |
| at Kentucky * | 2/6 | 21 | 1 | 4 | .250 | 0 | 0 | .000 | 2 | 2 | 1.000 | 2 | 3 | 5 | 3.6 | 4 | 1 | 0 | 1 | 0 | 4 | 4.7 | |
| AUBURN * | 2/9 | | | | | | | | | | | | | | | | | | | | | | |
| at Georgia * | 2/16 | | | | | | | | | | | | | | | | | | | | | | |
| FLORIDA * | 2/20 | | | | | | | | | | | | | | | | | | | | | | |
| at Mississippi State * | 2/23 | | | | | | | | | | | | | | | | | | | | | | |
| at Texas A&M * | 2/27 | | | | | | | | | | | | | | | | | | | | | | |
| MISSOURI * | 3/1 | | | | | | | | | | | | | | | | | | | | | | |

* indicates Southeastern Conference opponent

KNIGHT'S CAREER STATS

| YEAR | GP | GS | MIN | AVG | FG | FGA | PCT | 3FG | 3FGA | PCT | FT | FTA | PCT | OFF | DEF | TOT | AVG | PF | FO | AST | TO | BLK | STL | PTS | AVG |
|--------------|------------|-----------|-------------|-------------|------------|------------|-------------|----------|----------|-------------|-----------|------------|-------------|------------|------------|------------|------------|------------|----------|-----------|------------|------------|-----------|------------|------------|
| 2016-17 | 36 | 6 | 641 | 17.8 | 97 | 177 | .548 | 0 | 0 | .000 | 29 | 55 | .527 | 66 | 112 | 178 | 4.9 | 83 | 4 | 8 | 42 | 90 | 10 | 223 | 6.2 |
| 2017-18 | 30 | 7 | 453 | 15.1 | 69 | 119 | .580 | 0 | 0 | .000 | 23 | 33 | .697 | 46 | 60 | 106 | 3.5 | 66 | 1 | 5 | 35 | 59 | 7 | 161 | 5.4 |
| 2018-19 | 28 | 8 | 308 | 11.0 | 37 | 71 | .521 | 0 | 0 | .000 | 13 | 20 | .650 | 27 | 34 | 61 | 2.2 | 51 | 0 | 3 | 22 | 20 | 0 | 87 | 3.1 |
| 2019-20 | 23 | 2 | 339 | 14.7 | 47 | 74 | .635 | 0 | 0 | .000 | 14 | 19 | .737 | 32 | 51 | 83 | 3.6 | 52 | 0 | 5 | 12 | 42 | 10 | 108 | 4.7 |
| TOTAL | 117 | 23 | 1741 | 14.9 | 250 | 441 | .567 | 0 | 0 | .000 | 79 | 127 | .622 | 171 | 257 | 428 | 3.7 | 252 | 5 | 21 | 111 | 211 | 27 | 579 | 4.9 |



40 Jasmine Walker

JUNIOR

Forward • 6-3 • Montgomery, Ala.
Jefferson Davis HS/Florida State

CAREER HIGHS (AT ALABAMA)

| | | |
|--------------|----|-------------------------------------|
| Points | 24 | Grambling State (11/23/18) |
| Rebounds | 15 | Kentucky (2/11/19) |
| Assists | 7 | vs. Auburn (3/9/19) |
| Steals | 5 | Georgia (2/24/19) |
| Blocks | 3 | at LSU (1/2/20) |
| Minutes | 42 | Georgia (2/24/19) |
| Field Goals | 10 | Grambling State (11/23/18) |
| FG Att. | 20 | Tulane (12/8/18) |
| 3-Point FG | 5 | Florida (1/3/19) |
| 3-Point Att. | 11 | at Auburn (1/12/20) |
| Free Throws | 5 | at South Carolina (1/6/19) |
| FT Att. | 6 | 2X, last at South Carolina (1/6/19) |

2019-20 SEASON HIGHS

| | | |
|--------------|----|----------------------------------|
| Points | 23 | at Auburn (1/12/20) |
| Rebounds | 12 | Arkansas (1/30/20) |
| Assists | 3 | at Tennessee (1/20/20) |
| Steals | 4 | at Tennessee (1/20/20) |
| Blocks | 3 | at LSU (1/2/20) |
| Minutes | 37 | vs. Northern Iowa (11/29/19) |
| Field Goals | 8 | at Auburn (1/12/20) |
| FG Att. | 18 | 2X, last at Tennessee (1/20/20) |
| 3-Point FG | 4 | 4X, last vs. Texas A&M (1/23/20) |
| 3-Point Att. | 11 | at Auburn (1/12/20) |
| Free Throws | 4 | 2X, last vs. Kentucky (1/9/20) |
| FT Att. | 6 | Kentucky (1/9/20) |

MISCELLANEOUS STATS

| CATEGORY | 2019-20 | CAREER |
|-------------------------|---------|--------|
| Games Started | 23 | 54 |
| Double-digit scoring | 12 | 37 |
| 20+ point games | 1 | 5 |
| Double-digit rebounding | 5 | 12 |
| Double-doubles | 4 | 10 |
| Led UA in scoring | 7 | 16 |
| Led UA in rebounding | 10 | 25 |
| Led UA in assists | | 4 |
| Led UA in steals | 2 | 11 |
| Led UA in blocks | 3 | 7 |

CAREER HIGHLIGHTS

- 10 career double-doubles

2019-20 NOTES

- Totaled 11 of her 13 points in the second half against Clemson (11/12)
- Chipped in 12 points on 4-of-5 shooting from beyond the arc in the victory over Mercer (11/17)
- One point shy of earning a double-double with nine points and 11 rebounds against USA (11/24)
- Added 13 points in the road win over Tulane (11/24)
- Totaled 17 points after shooting 7-of-14 from the floor, while adding nine rebounds in the win over UNI (11/29)
- Earned her first double-double of the season with 16 points and 11 rebounds against Colgate (12/8)
- Led the team with 14 points and nine rebounds in the victory against Radford (12/20)
- Tallied her second double-double of the season with 16 points and 11 boards in the loss at LSU (1/2)
- Had 13 points in the loss vs. No. 4/5 South Carolina (1/5)
- Tied for a team-high with 15 points to go along with a game-high eight rebounds versus No. 14 Kentucky (1/9)
- Poured in a season-high 23 points to go along with 10 rebounds for her third double-double of the season in the road victory against Auburn (1/12)
- Put in 14 points and 10 rebounds for her 10th career double-double and her fourth of the season in the loss at No. 23/25 Tennessee (1/20)
- Tallied a team-high 18 points while knocking down 4-of-9 attempts from beyond the arc in the loss to No. 15 Texas A&M (1/23)
- Had a game-high 17 points to go along with seven rebounds on the road against No. 15 Kentucky (2/6)



WALKER'S 2019-20 GAME-BY-GAME STATS

| OPPONENT | DATE | GS | MIN | FG | FGA | PCT | 3FG | 3FGA | PCT | FT | FTA | PCT | OFF | DEF | TOT | AVG | PF | A | TO | BLK | STL | PTS | AVG |
|------------------------|-------|----|-----|----|-----|------|-----|------|------|----|-----|-------|-----|-----|-----|-----|----|---|----|-----|-----|-----|------|
| HAMPTON | 11/6 | * | 30 | 2 | 13 | .154 | 1 | 6 | .167 | 0 | 0 | .000 | 4 | 5 | 9 | 9.0 | 1 | 2 | 1 | 0 | 1 | 5 | 5.0 |
| at Clemson | 11/12 | * | 31 | 5 | 16 | .313 | 1 | 6 | .167 | 2 | 3 | .667 | 3 | 2 | 5 | 7.0 | 2 | 0 | 4 | 0 | 3 | 13 | 9.0 |
| MERCER | 11/17 | * | 16 | 4 | 7 | .571 | 4 | 5 | .800 | 0 | 0 | .000 | 0 | 4 | 4 | 6.0 | 0 | 1 | 1 | 0 | 0 | 12 | 10.0 |
| at South Alabama | 11/21 | * | 27 | 4 | 9 | .444 | 1 | 3 | .333 | 0 | 2 | .000 | 4 | 7 | 11 | 7.3 | 3 | 0 | 3 | 0 | 2 | 9 | 9.8 |
| at Tulane | 11/24 | * | 35 | 5 | 12 | .417 | 1 | 3 | .333 | 2 | 4 | .500 | 1 | 3 | 4 | 6.6 | 0 | 1 | 1 | 0 | 0 | 13 | 10.4 |
| vs Northern Iowa | 11/29 | * | 37 | 7 | 14 | .500 | 3 | 6 | .500 | 0 | 0 | .000 | 2 | 7 | 9 | 6.9 | 1 | 1 | 1 | 0 | 1 | 17 | 11.1 |
| vs Southern California | 11/30 | * | 27 | 3 | 10 | .300 | 2 | 7 | .286 | 1 | 1 | 1.000 | 1 | 5 | 6 | 6.5 | 3 | 0 | 3 | 0 | 1 | 9 | 10.2 |
| IOWA STATE | 12/5 | * | 33 | 2 | 6 | .333 | 1 | 5 | .200 | 2 | 2 | 1.000 | 2 | 4 | 6 | 6.8 | 2 | 2 | 5 | 0 | 0 | 7 | 10.6 |
| COLGATE | 12/8 | * | 32 | 5 | 10 | .500 | 4 | 7 | .571 | 2 | 2 | 1.000 | 1 | 10 | 11 | 7.2 | 2 | 0 | 4 | 2 | 0 | 16 | 11.2 |
| NORTH CAROLINA | 12/15 | * | 27 | 1 | 9 | .111 | 0 | 3 | .000 | 1 | 2 | .500 | 2 | 1 | 3 | 6.8 | 1 | 2 | 0 | 1 | 0 | 3 | 10.4 |
| BETHUNE-COOKMAN | 12/17 | * | 20 | 2 | 4 | .500 | 1 | 3 | .333 | 1 | 1 | 1.000 | 0 | 4 | 4 | 6.5 | 3 | 0 | 1 | 0 | 1 | 6 | 10.0 |
| RADFORD | 12/20 | * | 27 | 6 | 8 | .750 | 2 | 3 | .667 | 0 | 0 | .000 | 1 | 8 | 9 | 6.8 | 2 | 0 | 3 | 1 | 1 | 14 | 10.3 |
| SOUTHEASTERN LOUISIANA | 12/29 | * | 23 | 2 | 3 | .667 | 1 | 2 | .500 | 0 | 0 | .000 | 1 | 4 | 5 | 6.6 | 2 | 2 | 1 | 1 | 0 | 5 | 9.9 |
| at LSU * | 1/2 | * | 33 | 5 | 12 | .417 | 2 | 6 | .333 | 4 | 5 | .800 | 5 | 6 | 11 | 6.9 | 1 | 1 | 0 | 3 | 0 | 16 | 10.4 |
| SOUTH CAROLINA * | 1/5 | * | 30 | 5 | 13 | .385 | 3 | 7 | .429 | 0 | 0 | .000 | 0 | 3 | 3 | 6.7 | 2 | 2 | 1 | 0 | 1 | 13 | 10.5 |
| KENTUCKY * | 1/9 | * | 35 | 4 | 8 | .500 | 3 | 4 | .750 | 4 | 6 | .667 | 2 | 6 | 8 | 6.8 | 0 | 0 | 3 | 0 | 1 | 15 | 10.8 |
| at Auburn * | 1/12 | * | 32 | 8 | 18 | .444 | 4 | 11 | .364 | 3 | 3 | 1.000 | 2 | 8 | 10 | 6.9 | 0 | 2 | 1 | 2 | 1 | 23 | 11.5 |
| at Tennessee * | 1/20 | * | 33 | 6 | 18 | .333 | 2 | 5 | .400 | 0 | 0 | .000 | 0 | 10 | 10 | 7.1 | 2 | 3 | 0 | 1 | 4 | 14 | 11.7 |
| TEXAS A&M * | 1/23 | * | 35 | 7 | 16 | .438 | 4 | 9 | .444 | 0 | 0 | .000 | 3 | 2 | 5 | 7.0 | 3 | 0 | 1 | 1 | 2 | 18 | 12.0 |
| VANDERBILT * | 1/26 | * | 19 | 2 | 6 | .333 | 0 | 1 | .000 | 1 | 2 | .500 | 1 | 3 | 4 | 6.9 | 2 | 1 | 2 | 2 | 2 | 5 | 11.7 |
| ARKANSAS * | 1/30 | * | 28 | 3 | 8 | .375 | 1 | 4 | .250 | 1 | 3 | .333 | 4 | 8 | 12 | 7.1 | 2 | 0 | 6 | 0 | 0 | 8 | 11.5 |
| at Ole Miss * | 2/2 | * | 35 | 3 | 12 | .250 | 2 | 8 | .250 | 0 | 0 | .000 | 1 | 2 | 3 | 6.9 | 1 | 1 | 2 | 1 | 2 | 8 | 11.3 |
| at Kentucky * | 2/6 | * | 33 | 7 | 12 | .583 | 3 | 6 | .500 | 0 | 0 | .000 | 2 | 5 | 7 | 6.9 | 1 | 2 | 1 | 0 | 0 | 17 | 11.6 |
| AUBURN * | 2/9 | | | | | | | | | | | | | | | | | | | | | | |
| at Georgia * | 2/16 | | | | | | | | | | | | | | | | | | | | | | |
| FLORIDA * | 2/20 | | | | | | | | | | | | | | | | | | | | | | |
| at Mississippi State * | 2/23 | | | | | | | | | | | | | | | | | | | | | | |
| at Texas A&M * | 2/27 | | | | | | | | | | | | | | | | | | | | | | |
| MISSOURI * | 3/1 | | | | | | | | | | | | | | | | | | | | | | |

* indicates Southeastern Conference opponent

WALKER'S CAREER STATS

| YEAR | GP | GS | MIN | AVG | FG | FGA | PCT | 3FG | 3FGA | PCT | FT | FTA | PCT | OFF | DEF | TOT | AVG | PF | FO | AST | TO | BLK | STL | PTS | AVG |
|--------------|-----------|-----------|-------------|-------------|------------|------------|-------------|------------|------------|-------------|-----------|------------|-------------|------------|------------|------------|------------|------------|----------|-----------|------------|-----------|-----------|------------|-------------|
| 2017-18 | 24 | 1 | 384 | 16.0 | 50 | 132 | .379 | 14 | 53 | .264 | 23 | 27 | .852 | 33 | 68 | 101 | 4.2 | 18 | 0 | 14 | 35 | 1 | 15 | 137 | 5.7 |
| 2018-19 | 31 | 30 | 1026 | 33.1 | 143 | 346 | .413 | 49 | 138 | .355 | 50 | 72 | .694 | 72 | 162 | 234 | 7.5 | 49 | 0 | 33 | 78 | 4 | 30 | 385 | 12.4 |
| 2019-20 | 23 | 23 | 678 | 29.5 | 98 | 244 | .402 | 46 | 120 | .383 | 24 | 36 | .667 | 42 | 117 | 159 | 6.9 | 36 | 0 | 23 | 45 | 15 | 23 | 266 | 11.6 |
| TOTAL | 78 | 54 | 2088 | 26.8 | 291 | 722 | .403 | 109 | 311 | .350 | 97 | 135 | .719 | 147 | 347 | 494 | 6.3 | 103 | 0 | 70 | 158 | 20 | 68 | 788 | 10.1 |



42 Shelby Gibson

JUNIOR

Center • 6-3 • Murfreesboro, Tenn.
Ole Miss

CAREER HIGHS (AT ALABAMA)

| | | |
|--------------|----|---------------------------------------|
| Points | 6 | Mercer (11/17/19) |
| Rebounds | 5 | Mercer (11/17/19) |
| Assists | 1 | 2X, last vs. Mercer (11/17/19) |
| Steals | 1 | 2X, last at South Alabama (11/21/19) |
| Blocks | 2 | Mercer (11/17/19) |
| Minutes | 11 | 2X, last at Clemson (11/12/19) |
| Field Goals | 3 | Mercer (11/17/19) |
| FG Att. | 7 | Mercer (11/17/19) |
| 3-Point FG | 1 | at South Alabama (11/21/19) |
| 3-Point Att. | 1 | 3X, last vs. Northern Iowa (11/29/19) |
| Free Throws | 2 | at Clemson (11/12/19) |
| FT Att. | 4 | at Clemson (11/12/19) |

2019-20 SEASON HIGHS

| | | |
|--------------|----|---------------------------------------|
| Points | 6 | Mercer (11/17/19) |
| Rebounds | 5 | Mercer (11/17/19) |
| Assists | 1 | 2X, last vs. Mercer (11/17/19) |
| Steals | 1 | 2X, last at South Alabama (11/21/19) |
| Blocks | 2 | Mercer (11/17/19) |
| Minutes | 11 | 2X, last at Clemson (11/12/19) |
| Field Goals | 3 | Mercer (11/17/19) |
| FG Att. | 7 | Mercer (11/17/19) |
| 3-Point FG | 1 | at South Alabama (11/21/19) |
| 3-Point Att. | 1 | 3X, last vs. Northern Iowa (11/29/19) |
| Free Throws | 2 | at Clemson (11/12/19) |
| FT Att. | 4 | at Clemson (11/12/19) |

MISCELLANEOUS STATS

| CATEGORY | 2019-20 | CAREER |
|-------------------------|---------|--------|
| Games Started | | |
| Double-digit scoring | | |
| 20+ point games | | |
| Double-digit rebounding | | |
| Double-doubles | | |
| Led UA in scoring | | |
| Led UA in rebounding | | |
| Led UA in assists | | |
| Led UA in steals | | |
| Led UA in blocks | 1 | 1 |

CAREER HIGHLIGHTS

2019-20 NOTES

- Out indefinitely with a broken foot after appearing off the bench in the first nine games.



GIBSON'S 2019-20 GAME-BY-GAME STATS

| OPPONENT | DATE | GS | MIN | FG | FGA | PCT | 3FG | FGA | PCT | FT | FTA | PCT | OFF | DEF | TOT | AVG | PF | A | TO | BLK | STL | PTS | AVG |
|------------------------|-------|-----|-----|----|-------|-----|-----|-------|-----|----|-------|-----|-----|-----|-----|-----|----|---|----|-----|-----|-----|-----|
| HAMPTON | 11/6 | 11 | 1 | 1 | 1.000 | 0 | 0 | .000 | 0 | 0 | .000 | 0 | 1 | 1 | 1.0 | 3 | 0 | 0 | 1 | 0 | 2 | 2.0 | |
| at Clemson | 11/12 | 11 | 0 | 4 | .000 | 0 | 0 | .000 | 2 | 4 | .500 | 4 | 0 | 4 | 2.5 | 1 | 1 | 2 | 0 | 0 | 2 | 2.0 | |
| MERCER | 11/17 | 9 | 3 | 7 | .429 | 0 | 1 | .000 | 0 | 0 | .000 | 2 | 3 | 5 | 3.3 | 0 | 1 | 0 | 2 | 1 | 6 | 3.3 | |
| at South Alabama | 11/21 | 4 | 2 | 2 | 1.000 | 1 | 1 | 1.000 | 0 | 0 | .000 | 0 | 3 | 3 | 3.3 | 2 | 0 | 2 | 0 | 1 | 5 | 3.8 | |
| at Tulane | 11/24 | 6 | 0 | 0 | .000 | 0 | 0 | .000 | 0 | 0 | .000 | 0 | 1 | 1 | 2.8 | 0 | 0 | 0 | 0 | 0 | 0 | 3.0 | |
| vs Northern Iowa | 11/29 | 6 | 2 | 3 | .667 | 0 | 1 | .000 | 1 | 1 | 1.000 | 0 | 0 | 0 | 2.3 | 1 | 0 | 0 | 0 | 0 | 5 | 2.9 | |
| vs Southern California | 11/30 | 5 | 0 | 0 | .000 | 0 | 0 | .000 | 0 | 0 | .000 | 1 | 1 | 2 | 2.7 | 4 | 0 | 0 | 0 | 0 | 0 | 2.5 | |
| IOWA STATE | 12/5 | 3 | 1 | 1 | 1.000 | 0 | 0 | .000 | 1 | 2 | .500 | 1 | 1 | 2 | 2.3 | 2 | 0 | 0 | 0 | 0 | 3 | 2.9 | |
| COLGATE | 12/8 | 1 | 0 | 0 | .000 | 0 | 0 | .000 | 0 | 0 | .000 | 1 | 0 | 1 | 2.1 | 0 | 0 | 0 | 0 | 0 | 0 | 2.6 | |
| NORTH CAROLINA | 12/15 | DNP | | | | | | | | | | | | | | | | | | | | | |
| BETHUNE-COOKMAN | 12/17 | DNP | | | | | | | | | | | | | | | | | | | | | |
| RADFORD | 12/20 | DNP | | | | | | | | | | | | | | | | | | | | | |
| SOUTHEASTERN LOUISIANA | 12/29 | DNP | | | | | | | | | | | | | | | | | | | | | |
| at LSU * | 1/2 | DNP | | | | | | | | | | | | | | | | | | | | | |
| SOUTH CAROLINA * | 1/5 | DNP | | | | | | | | | | | | | | | | | | | | | |
| KENTUCKY * | 1/9 | DNP | | | | | | | | | | | | | | | | | | | | | |
| at Auburn * | 1/12 | DNP | | | | | | | | | | | | | | | | | | | | | |
| at Tennessee * | 1/20 | DNP | | | | | | | | | | | | | | | | | | | | | |
| TEXAS A&M * | 1/23 | DNP | | | | | | | | | | | | | | | | | | | | | |
| VANDERBILT * | 1/26 | DNP | | | | | | | | | | | | | | | | | | | | | |
| ARKANSAS * | 1/30 | DNP | | | | | | | | | | | | | | | | | | | | | |
| at Ole Miss * | 2/2 | | | | | | | | | | | | | | | | | | | | | | |
| at Kentucky * | 2/6 | | | | | | | | | | | | | | | | | | | | | | |
| AUBURN * | 2/9 | | | | | | | | | | | | | | | | | | | | | | |
| at Georgia * | 2/16 | | | | | | | | | | | | | | | | | | | | | | |
| FLORIDA * | 2/20 | | | | | | | | | | | | | | | | | | | | | | |
| at Mississippi State * | 2/23 | | | | | | | | | | | | | | | | | | | | | | |
| at Texas A&M * | 2/27 | | | | | | | | | | | | | | | | | | | | | | |
| MISSOURI | 3/1 | | | | | | | | | | | | | | | | | | | | | | |

* indicates Southeastern Conference opponent

GIBSON'S CAREER STATS (AT ALABAMA)

| YEAR | GP | GS | MIN | AVG | FG | FGA | PCT | 3FG | 3FGA | PCT | FT | FTA | PCT | OFF | DEF | TOT | AVG | PF | FO | AST | TO | BLK | STL | PTS | AVG |
|--------------|----------|----------|-----------|------------|----------|-----------|-------------|----------|----------|-------------|----------|----------|-------------|----------|-----------|-----------|------------|-----------|----------|----------|----------|----------|----------|-----------|------------|
| 2019-20 | 9 | 0 | 56 | 6.2 | 9 | 18 | .500 | 1 | 3 | .333 | 4 | 7 | .571 | 9 | 10 | 19 | 2.1 | 14 | 0 | 2 | 4 | 3 | 2 | 23 | 2.6 |
| TOTAL | 9 | 0 | 56 | 6.2 | 9 | 18 | .500 | 1 | 3 | .333 | 4 | 7 | .571 | 9 | 10 | 19 | 2.1 | 14 | 0 | 2 | 4 | 3 | 2 | 23 | 2.6 |

2019-20 ALABAMA WOMEN'S BASKETBALL MEDIA/TV ROSTER



0 Ahriahna Grizzle

FRESHMAN

G • 5-9 • Toronto, Canada
Bill Crothers Secondary



1 Megan Abrams

SOPHOMORE

G • 5-9 • Lafayette, La.
Lafayette Christian Academy



2 Amber Richardson

R-SENIOR

G • 6-0 • Garner, N.C.
Southeast Raleigh/NC State



3 Jordan Lewis

R-JUNIOR

G • 5-7 • Windermere, Fla.
Lake Highland Prep



4 Cierra Johnson

SENIOR

G • 5-10 • Mobile, Ala.
Blount/Shelton State CC



5 Hannah Barber

SOPHOMORE

G • 5-6 • Homewood, Ala.
Homewood



11 Destiny Rice

FRESHMAN

G • 5-8 • Shreveport, La.
North Caddo Magnet



12 Allie Craig Cruce

SOPHOMORE

F • 6-1 • Killen, Ala.
Lauderdale County



22 Ariyah Copeland

JUNIOR

F • 6-3 • Columbus, Ga.
Columbus



23 Brittany Davis

SOPHOMORE

G • 5-9 • Manchester, Ga.
Gulf Coast State College



24 De'Sha Benjamin

SOPHOMORE

G • 6-0 • Augusta, Ga.
Lucy C. Laney



25 Ashley Knight

SENIOR

F • 6-5 • Austin, Texas
Lyndon B. Johnson



40 Jasmine Walker

JUNIOR

F • 6-3 • Montgomery, Ala.
Jefferson Davis/Florida State



42 Shelby Gibson

R-JUNIOR

C • 6-3 • Murfreesboro, Tenn.
Oakland/Ole Miss



Kristy Curry

7TH SEASON

Head Coach
Northeast Louisiana, 1988



Kelly Curry

7TH SEASON

Assistant Coach
Texas A&M, 1990



Tiffany Coppage

2ND SEASON

Assistant Coach
Missouri State, 2009



Adrian Walters

1ST SEASON

Assistant Coach
St. Francis (Pa.), 1987



Brian Johnson

4TH SEASON

Director of Operations
Tennessee, 2016



John Clark

1ST SEASON

Dir. of WBB Video & Creative Content
St. Gregory's, 2014