



2010-11 Auburn Women's Basketball

Game 14 • January 2, 2011

at Alabama • SEC Opener

18 NCAA Tournament Appearances • Three Final Fours • Five SEC Titles • Four SEC Tournament Titles



AUBURN MEDIA RELATIONS

Associate Director/WBB Contact: Matt Crouch • mccrouch@auburn.edu

Auburn Athletic Complex / 392 South Donahue / Auburn, AL 36849

O: 334.844.9800 • C: 334.740.4109 • F: 334.844.9807

www.AuburnTigers.com

Twitter: @AuburnWBB

2010-11 SCHEDULE/RESULTS

NOVEMBER

12	Mercer	W, 79-61
15	#16/14 Florida State	L, 61-67
18	#6/6 Duke	L, 62-75
22	at South Florida	L, 49-67
26	1-vs. Sacred Heart	L, 53-65
27	1-vs. Seton Hall	W, 85-51

DECEMBER

2	South Alabama	W, 75-70
4	Temple	L, 61-62
15	at George Washington	W, 52-45
18	2-vs. Purdue	L, 56-76
21	at Chicago State	W, 67-63
28	Alabama A&M	W, 84-45
30	Jacksonville State	W, 79-60

JANUARY

2	at Alabama* [CSS]	2 p.m.
6	Florida*	6 p.m.
9	at Vanderbilt*	2 p.m.
13	Ole Miss*	6 p.m.
16	LSU* [CSS]	2 p.m.
20	at Mississippi State*	7 p.m.
23	Tennessee* [CSS]	2 p.m.
30	South Carolina*	2 p.m.

FEBRUARY

3	at Kentucky*	6 p.m.
6	Mississippi State*	2 p.m.
10	at LSU* [Cox Sports Television]	7 p.m.
13	at Arkansas* [ESPN2]	4 p.m.
17	Alabama*	6 p.m.
20	at South Carolina* [FSN]	1 p.m.
24	at Georgia*	6 p.m.
27	Kentucky* [SEC Network]	1 p.m.

MARCH

3-6	Southeastern Conference Tournament Nashville, Tenn. • Bridgestone Arena
20 & 22	NCAA Tournament First and Second Rounds Auburn, Ala. • Auburn Arena
26-29	NCAA Tournament Regionals

APRIL

3-5	NCAA Final Four Indianapolis, Ind. • Conseco Fieldhouse
-----	--

* - SEC Game

All Times are Central

1 - Junkanoo Jam (Freeport, Bahamas)

2 - Boilermaker Blockbuster (Indianapolis, Ind.)

All home games played at Auburn Arena

Bold indicates home games

www.AuburnTigers.com



GAME 14

[NR/NR] Auburn (7-6, 0-0 SEC) at [NR/NR] Alabama (11-2, 0-0 SEC)

When: Sunday, January 2 • 2 p.m. CT

Where: Coleman Coliseum (15,316) • Tuscaloosa, Ala.

TV/Webcast: CSS; Bernie Guenther (play-by-play), Joe Ciampi (color)

Radio: WMXA 96.7 FM; Andy Burcham (play-by-play), Arnika Edwards (color)

Audio Webcast: AuburnTigers.com

Gametracker: AuburnTigers.com

Series: Auburn leads 39-33 (12-19 in Tuscaloosa)

Last Meeting: Alabama def. Auburn 55-53 in Tuscaloosa, Ala. (2-7-10)

Up Next: Auburn will return to Auburn Arena for its SEC home opener against Florida;
tipoff is slated for 6 p.m., Thursday

AT



AUBURN PROJECTED STARTERS

No.	Pos.	Name	Ht.	Year	PPG	RPG	Hometown
1	G	Morgan Toles	5-9	So.	8.2	(avg) 5.3	Fayetteville, Ga.
4	G	Parrisha Simmons	6-0	Jr.	3.2	3.3	Macon, Ga.
5	G	Alli Smalley	5-8	Sr.	12.6	2.6	Arab, Ala.
14	F	Blanche Alverson	6-3	So.	11.2	4.0	Andalusia, Ala.
21	F	Jordan Greenleaf	6-1	Sr.	8.9	8.1	Rex, Ga.

OFF THE BENCH

2	G	Morgan Jennings	5-8	Jr.	4.1	2.3	Atlanta, Ga.
11	G	Courtney Strain	5-9	Fr.	1.8	0.5	Woodland, Ala.
23	F	Chantel Hilliard	6-2	Jr.	6.2	2.8	Biloxi, Miss.
25	F	Jassany Williams	6-2	Fr.	4.5	3.9	Davie, Fla.
32	G/F	Tyrese Tanner	6-2	Fr.	4.5	2.8	Birmingham, Ala.
34	C	Peyton Davis	6-5	Fr.	1.3	0.9	Birmingham, Ala.

Head Coach: Nell Fortner / Associate Head Coach: Kerry Cremeans / Assistant Coaches: Mark Simons and Carla McGhee

ALABAMA PROJECTED STARTERS

No.	Pos.	Name	Ht.	Year	PPG	RPG	Hometown
10	G	LaToya King	Sr.	5-4	5.7	2.2	Stuart, Fla.
21	F	Tierney Jenkins	Sr.	6-0	17.9	11.2	Mt. Juliet, Tenn.
23	G	Ericka Russell	Jr.	5-7	11.5	2.5	Tuscaloosa, Ala.
31	G	Katie Hancock	Sr.	5-11	3.7	2.9	Tupelo, Miss.
40	F	Kaneisha Horn	Fr.	6-1	8.5	5.6	Birmingham, Ala.

Head Coach: Wendell Hudson / Assistant Coaches: Ty Evans, Leah Drury and Robert Mosley

Media Information

The Auburn media relations department considers its work with the media a top priority. The 2010-11 Auburn Women's Basketball Media Supplement has been prepared to assist the working media in their coverage of Tiger basketball. If you have not received a copy, or if you need additional information, interview or photograph requests, or have any questions, please contact Matt Crouch in the media relations office at 334.844.9709.

Interview Policy

Coach Fortner, her assistants and all women's basketball players are available for phone and personal interviews by contacting Matt Crouch in the media relations office. Post-game interviews will be allowed following a 10-minute cooling off period. Non-game day requests will be met based on the players class and practice schedules.

Credentials

Anyone wishing to cover an Auburn women's basketball game should contact Matt Crouch in the media relations office at least one day in advance in order to make the proper arrangements.

On the Air

The Tigers can be heard live locally in Auburn on Mix 96.7 FM for the entire regular and postseasons. Andy Burcham, in his 23rd season with the women's basketball program and handles play-by-play duties. Arnika Edwards joins Burcham for her fourth season and provides color commentary. Each game can also be heard live on the internet at www.AuburnTigers.com.

Weekly Live Radio Show

Starting in January, every Tuesday at 6 p.m. CT Nell Fortner will host a live show from Logan's Roadhouse in Tiger Town with Andy Burcham. Fans can listen to the show on 96.7 FM. The number to call in to the show is 1-800-282-2557.

Game-Day Services

Statistics, rosters and game notes will be provided prior to the game in the media work room. Box scores will also be handed out during and following the game. Phones and fax machines are available in the media work room.

Photo/Video Services

Todd Van Emst of the Auburn Media Relations office handles all photo requests. Please contact Van Emst at 334-844-9514. Satellite feeds of selected Auburn women's basketball games are available for the media. A number of studio and satellite services may be arranged for electronic media by calling Steve Sain in the Auburn Media Relations office at 334.844.9809.

On the Web

The home for Auburn Athletics on the web, www.AuburnTigers.com, is your source for Auburn Women's Basketball. The website offers the most recent information and news on the Tigers. At www.AuburnTigers.com, you can also listen to each women's basketball game broadcast live and follow along on live scoring for every home game.

2010-11 Numerical Roster

No.	Name	Height	Position	Class	Hometown/High School
1	Morgan Toles	5-9	Guard	SO	Fayetteville, Ga./Sandy Creek
2	Morgan Jennings	5-8	Guard	JR	Atlanta, Ga./Frederick Douglass
4	Parrisha Simmons	6-0	Guard	JR	Macon, Ga./Southwest Macon
5	Alli Smalley	5-8	Guard	SR	Arab, Ala./Arab
11	Courtney Strain	5-9	Guard	FR	Woodland, Ala./Woodland
14	Blanche Alverson	6-3	Foward/Guard	SO	Andalusia, Ala./Buford (Ga.)
20	Pascale "P.J." West	6-8	Center	SO	LaGrange, Ga./Troup County
21	Jordan Greenleaf	6-1	Forward	SR	Rex, Ga./Morrow
22	Camille Glymph	5-10	Guard	FR	Greenville, S.C./J.L. Mann
23	Chantel Hilliard	6-2	Forward/Center	JR	Biloxi, Miss./St. Martin
25	Jassany Williams	6-2	Forward	FR	Davie, Fla./Nova
32	Tyrese Tanner	6-2	Forward	FR	Birmingham, Ala./Hoover
34	Peyton Davis	6-5	Center	FR	Birmingham, Ala./Mortimer Jordan

2010-11 Alphabetical Roster

No.	Name	Height	Pos.	Ht.	Hometown
14	Blanche Alverson	6-3	Foward/Guard	SO	Andalusia, Ala./Buford (Ga.)
34	Peyton Davis	6-5	Center	FR	Birmingham, Ala./Mortimer Jordan
22	Camille Glymph	5-10	Guard	FR	Greenville, S.C./J.L. Mann
21	Jordan Greenleaf	6-1	Forward	SR	Rex, Ga./Morrow
23	Chantel Hilliard	6-2	Forward/Center	JR	Biloxi, Miss./St. Martin
2	Morgan Jennings	5-8	Guard	JR	Atlanta, Ga./Frederick Douglass
4	Parrisha Simmons	6-0	Guard	JR	Macon, Ga./Southwest Macon
5	Alli Smalley	5-8	Guard	SR	Arab, Ala./Arab
11	Courtney Strain	5-9	Guard	FR	Woodland, Ala./Woodland
32	Tyrese Tanner	6-2	Forward	FR	Birmingham, Ala./Hoover
1	Morgan Toles	5-9	Guard	SO	Fayetteville, Ga./Sandy Creek
20	Pascale "P.J." West	6-8	Center	SO	LaGrange, Ga./Troup County
25	Jassany Williams	6-2	Forward	FR	Davie, Fla./Nova

STAFF:

Head Coach: Nell Fortner (Texas, 1982)

Assistant Coach: Kerry Cremeans (Florida, 1994)

Assistant Coach: Mark Simons (Aquinas College, 1972)

Assistant Coach: Carla McGhee (Tennessee, 1990)

Director of Basketball Operations: Melissa Maines (Texas Tech, 1998)

Video Coordinator: Kelly Komara (Purdue, 2002)

Administrative Assistant: Ashley Langford (Tulane, 2009)

Director of Administrative Support Services: Arnika Edwards (Alabama A&M, 1991)

Athletic Trainer: Angie Lawrence (Appalachian State, 1997)

Student Assistant: Reneisha Hobbs (Auburn, 2010)

BY CLASS:

Seniors (2): Jordan Greenleaf, Alli Smalley

Juniors (3): Chantel Hilliard, Morgan Jennings, Parrisha Simmons

Sophomores (3): Blanche Alverson, Morgan Toles, Pascale "P.J." West

Freshmen (5): Peyton Davis, Camille Glymph, Courtney Strain, Tyrese Tanner, Jassany Williams

Projected Auburn Starters



Morgan Toles

Guard
5-9
Sophomore
Fayetteville, Ga.
Sandy Creek High School
8.2 ppg / 5.3 apg / 3.1 rpg

1

- Notched first career double-double with 10 pts and 10 assists vs. JSU
- Has at least 5 assists in six of the last seven games
- Scored in double figures six times this season
- Leads the SEC in assist-to-turnover ratio; is second in assists



Parrisha Simmons

Guard
6-0
Junior
Macon, Ga.
Southwest Macon High School
3.2 ppg / 3.3 rpg / 1.9 orpg

4

- Returned to the starting lineup against GW; came off bench previous 4 games
- A rebounding and defensive specialist
- Is second on the team with 1.9 offensive rebounds per game
- Scored season-high 6 points vs. Purdue



Alli Smalley

Guard
5-8
Senior
Arab, Ala.
Arab High School
12.6 ppg / 1.5 spg / 2.6 rpg

5

- A Preseason All-SEC First Team selection
- Set the Auburn career 3-point record against Temple
- A starter since her freshman season, she has started 97 consecutive games
- Shooting 35.5 percent from 3-point range this season



Blanche Alverson

Guard/Forward
6-3
Sophomore
Andalusia, Ala.
Buford (Ga.) High School
11.2 ppg / 4.0 rpg / .319 3fg%

14

- Set career highs of 17 pts and 8 rebs vs. Jacksonville State
- Has a 3-pointer in 11 of 13 games this season
- Has also scored in double figures in nine games this season
- Tied for 23rd in the SEC in scoring this season



Jordan Greenleaf

Forward
6-1
Senior
Rex, Ga.
Morrow High School
8.9 ppg / 8.1 rpg / 1.8 spg

21

- Leads Auburn with 8.1 rebounds, 1.8 steals and 1.4 blocks per game
- Has scored in double figures in six games this season
- Pulled down double-digit rebounds five times this season
- After shooting 2-of-18 the previous three games, is 13-of-19 in the last two

Auburn Women's Basketball Quick Hitters

- Auburn is riding a three-game winning streak, the team's longest of the season
- Sunday's game is Auburn's first televised game of the season; former Tiger head coach Joe Ciampi is the color analyst
- Sophomore point guard Morgan Toles leads the SEC in assists and assist-to-turnover ratio
- Auburn has had five players score in double figures in each of the last two games
- The Tigers are 6-2 in their last seven games after starting the season 1-4
- This will be the 73rd meeting between Auburn and Alabama with the Tigers leading 39-33
- The Tigers trail 12-19 when playing in Tuscaloosa, but have won four of the last five games in Coleman Coliseum
- Auburn is coming off an 79-60 win over Jacksonville State; Alabama is coming off an 88-78 win over Southern Miss
- Alabama won the last meeting, taking a 55-53 victory in Tuscaloosa on Feb. 7, 2010
- The Tigers are 13-18 all-time in SEC openers and 11-20 in SEC road openers
- Auburn has a 179-150 record all-time SEC record
- This will be the fifth meeting between Fortner and Alabama's Wendell Hudson with Fortner holding a 3-1 lead
- Auburn is 3-2 all-time when playing on Jan. 2, Nell Fortner is 0-1
- The Tigers are 180-96 all-time in the month of January, 17-24 under Fortner
- Auburn is 215-55 all-time against in-state teams and 21-2 under Nell Fortner
- Six different Tigers have led the team in scoring this season
- Auburn is 83-2 under Fortner when scoring 70 or more points
- The Tigers are averaging 21.5 points per game scored on turnovers
- Auburn is playing its first season in the new \$86 million Auburn Arena
- The win over Mercer was the first regular-season Auburn win, men or women, in the new facility
- Alli Smalley broke the Auburn career 3-point record against Temple, she now has 194 on her career
- Alli Smalley and Tyrese Tanner were named to the Junkanoo Jam All-Tournament Team on Nov. 27
- Auburn was picked sixth in the SEC Preseason Media and Coaches' polls, Tennessee was picked to win the league
- Alli Smalley was picked the the Coaches' Preseason All-SEC First Team and to the media's Second Team
- Nell Fortner is beginning her seventh season at Auburn, marking her longest tenure at any job
- The Chicago State game was Nell Fortner's 200th as Auburn's head coach, she was 121-79 in her first 200 games
- The Tigers welcome five newcomers: Peyton Davis, Camille Glymph, Courtney Strain, Tyrese Tanner, Jassany Williams
- Carla McGhee returns to Auburn for her second stint as an assistant coach
- Auburn will be a first- and second-round host of the 2011 NCAA Tournament in the new Auburn Arena



Follow Auburn Women's Basketball on Twitter
@AuburnWBB

INDIVIDUAL CATEGORY LEADERS

Auburn		Alabama
Alli Smalley - 12.6	Points	Tierney Jenkins - 17.9
Jordan Greenleaf - 8.1	Rebounds	Tierney Jenkins - 11.2
Morgan Toles - 5.3	Assists	LaToya King - 3.0
Jordan Greenleaf - 1.8	Steals	Tierney Jenkins - 2.8
Jordan Greenleaf - 1.4	Blocks	Tierney Jenkins - 1.0
Jordan Greenleaf - 31.5	Minutes Played	Tierney Jenkins - 32.5
Chantel Hilliard - .541	Field Goal Percentage	Alicia Mitcham - .643
Alli Smalley - .355	3-Point Percentage	Ericka Russell - .382
Blanche Alverson - .800	Free-Throw Percentage	Ericka Russell - .760

AUBURN WOMEN'S BASKETBALL WEEKLY SCHEDULE

	Saturday 1	Sunday 2	Monday 3	Tuesday 4	Wednesday 5	Thursday 6	Friday 7
Jan. 1 through Jan. 7	Practice 1 - 3 p.m. Hoover High School Depart for Tuscaloosa, Ala.	Auburn at Alabama 2 p.m. Coleman Coliseum CSS	OFF	Practice 10 a.m. - 12 p.m. Auburn Arena	Practice 10 a.m. - 12 p.m. Auburn Arena	Auburn vs. Florida 6 p.m. Auburn Arena	Practice 10 a.m. - 12 p.m. Auburn Arena

General Information

School..... Auburn University
City / Zip..... Auburn, Ala. / 36849
Founded..... Oct. 1, 1856
Enrollment..... 24,602
Nickname..... Tigers
Colors..... Burnt Orange and Navy Blue
Home Court..... Auburn Arena (9,121)
Affiliation..... NCAA Division I
Conference..... Southeastern Conference
President..... Dr. Jay Gogue
Athletic Director..... Jay Jacobs
Senior Women's Administrator..... Meredith Jenkins
Faculty Athletics Representative..... Dr. Mary Boudeaux
University Website..... www.Auburn.edu

Team Information

2009-10 Record (SEC Record)..... 15-16 (5-11)
SEC Finish / Tournament Finish..... 10th / Second Round
All-time SEC Record..... 179-150 (.544)
All-time SEC Tournament Record..... 34-27
Starters Returning/Lost..... 5/1
Lettermen Returning/Lost..... 9/2
Newcomers..... 5
First Year of Basketball..... 1971
Overall Record..... 787-350 (.692)
NCAA Tournament Appearances/Last..... 18/2009
NCAA Tournament Record..... 29-18
WNIT Appearances/Last..... 2/2007
WNIT Record..... 7-1

Basketball Staff

Head Coach (Alma Mater)..... Nell Fortner (Texas, 1982)
Record at Auburn..... 123-79 (7th season)
Career Record..... 140-90 (8th season)
Associate Head Coach (Alma Mater)..... Kerry Cremeans (Florida, 1994)
Assistant Coaches (Alma Mater)..... Mark Simons (Aquinas College, 1972)
..... Carla McGhee (Tennessee, 1990)
Director of Basketball Operations..... Melissa Maines
Director of Administrative Support Services..... Arnika Edwards
Administrative Assistant..... Ashley Langford
Student Assistant..... Reneisha Hobbs
Video Coordinator..... Kelly Komara
Secretary..... Ann Yates
Basketball Office Phone..... (334) 844-9200
Basketball Office Fax..... (334) 844-9862
Strength and Conditioning..... Megan Young
Athletic Trainer..... Angie Lawrence
Academic Counselor..... Mary Ann Taylor-Sims

Radio Broadcast Information

Radio Station..... WMXA (96.7 FM)
Play-by-Play..... Andy Burcham
Color..... Arnika Edwards
Burcham Email..... aburcham@aunetwork.com
Burcham Office Phone..... (334) 826-2929
Network Address..... Auburn Network, Inc.
..... P.O. Box 950
..... Auburn, AL 36831-0950

ALABAMA MEDIA RELATIONS

For information on the Alabama Crimson Tide women's basketball team, contact Jessica Pare in the media relations office. Her number is 205.394.5985 and her email is jpare@ia.ua.edu. For more information, go to www.RollTide.com.

OFFICIALS

TBA

RANKINGS

Auburn and Alabama are not ranked.

NEXT UP FOR THE TIGERS

Auburn will return to Auburn Arena for its SEC home opener against Florida. Tipoff is set for 6 p.m., Thursday.

AUBURN'S POST-GAME PROCEDURE

The Auburn locker room is closed. Coach Nell Fortner and selected Tiger players will be brought to the interview room after the 10-minute "cooling off" period.

QUICK HITS

Auburn is in its 40th season of women's basketball and sports an all-time record of 787-350... AU has made 18 NCAA Tournament appearances, two WNIT appearances and three Final Fours in the program's history... Head Coach Nell Fortner is in her seventh season at Auburn with a 140-90 career record and a 123-79 record on the Plains... The Tigers are coming off a 15-16 season in 2009-10.

AUBURN-ALABAMA SERIES

This will be the 73rd meeting between Auburn and Alabama with Auburn leading the series 39-33. The Tigers have won 12 of the last 14 meetings and head coach Nell Fortner is 10-2 against the Crimson Tide. The Tigers trail in the series, 12-19, when playing in Tuscaloosa, Ala.

Previous meetings against Alabama:

1972-73	L	29-33	Auburn
Jan. 11, 1974	W	69-31	Auburn**
Feb. 14, 1975	W	93-71	Auburn
Feb. 21, 1975	W	78-60	Auburn
Mar. 1, 1975	W	79-74	Tuscaloosa, Ala.
Nov. 17, 1975	W	76-54	Auburn
Mar. 1, 1976	L	62-71	Troy, Ala.
Nov. 29, 1976	L	81-86	Tuscaloosa, Ala.

Dec. 16, 1976	L	59-63	Auburn
1976-77	L	62-79	Tuscaloosa, Ala.
Nov. 30, 1977	L	50-67	Tuscaloosa, Ala.
Jan. 28, 1978	L	48-55	Auburn
Jan. 4, 1979	L	67-78	Starkville, Miss.
Jan. 20, 1979	W	75-64	Auburn
Feb. 17, 1979	L	55-62	Tuscaloosa, Ala.
Feb. 24, 1979	L	72-80	Troy, Ala.
Jan. 23, 1980	W	77-71	Auburn
Jan. 12, 1981	L	65-66	Tuscaloosa, Ala.
Feb. 1, 1981	W	61-50	Baton Rouge, La.
Feb. 28, 1981	W	67-50	Troy, Ala.
Jan. 27, 1982	W	72-56	Auburn
Feb. 22, 1982	W	63-59	Tuscaloosa, Ala.
Jan. 5, 1983	W	60-49	Auburn
Feb. 9, 1983	W	79-63	Tuscaloosa, Ala.
Jan. 4, 1984	L	56-65	Auburn
Feb. 9, 1984	L	60-64	Tuscaloosa, Ala.
Jan. 16, 1985	W	71-53	Auburn
Feb. 18, 1985	L	67-84	Tuscaloosa, Ala.
Jan. 15, 1986	W	87-86 (OT)	Tuscaloosa, Ala.
Feb. 21, 1987	W	78-60	Auburn
Mar. 5, 1987	W	89-61	Albany, Ga.
Jan. 27, 1988	W	88-57	Tuscaloosa, Ala.
Feb. 18, 1989	W	89-44	Auburn
Feb. 21, 1990	L	68-71	Tuscaloosa, Ala.
Feb. 2, 1991	W	77-48	Auburn
Feb. 12, 1992	L	69-72	Tuscaloosa, Ala.
Feb. 17, 1993	W	93-67	Auburn
Feb. 16, 1994	L	71-84	Tuscaloosa, Ala.
Jan. 24, 1995	W	86-70	Auburn
Jan. 24, 1996	L	67-69	Tuscaloosa, Ala.
Feb. 13, 1996	W	75-58	Auburn
Mar. 2, 1996	L	59-65	Chattanooga, Tenn.
Jan. 7, 1997	L	65-68	Auburn
Feb. 11, 1997	L	57-89	Tuscaloosa, Ala.
Jan. 7, 1998	L	48-62	Tuscaloosa, Ala.
Feb. 11, 1998	L	45-62	Auburn
Jan. 7, 1999	W	73-69	Auburn
Feb. 11, 1999	L	57-72	Tuscaloosa, Ala.
Feb. 26, 1999	L	72-76	Chattanooga, Tenn.
Jan. 13, 2000	W	69-51	Auburn
Feb. 13, 2000	W	69-59	Tuscaloosa, Ala.
Jan. 11, 2001	L	53-60	Tuscaloosa, Ala.
Feb. 11, 2001	L	60-61	Auburn

Statistical Comparison - Auburn at Alabama

Coch:	Auburn Nell Fortner	Alabama Wendell Hudson
Career Record:	140-90	36-37
Top Scorer:	Smalley (12.6)	Jenkins (17.9)
Top Rebounder:	Greenleaf (8.1)	Jenkins (11.2)

Series Record:	Auburn leads, 39-33
- at Auburn	Auburn leads, 24-8
- at Tuscaloosa, Ala.	Auburn trails, 12-19
- at Neutral	Auburn leads, 5-3
- Overall Streak	Alabama won the last meeting

Record	6-7	11-2
Conference Record	0-0	0-0
RealtimeRPI.com Rank	159	80
Points Per Game	66.4	75.9
Scoring Margin	+4.3	+12.6
FG Percentage	.388	.409
Opp. FG %	.413	.386
3FG Percentage	.314	.299
Opp. 3FG %	.379	.261
Rebounds	39.0	43.7
Opp. Rebounds	37.8	42.7
Rebound Margin	+1.2	+1.0
Turnovers	14.6	17.0
Opp. Turnovers	20.2	26.4
Steals	10.2	11.8
Opp. Steals	6.4	5.8
Blocks	4.2	3.0
Opp. Blocks	3.2	2.1

Around the SEC (Through Games of Dec. 19, 2010)

	SEC	Pct.	Overall	Pct.
Arkansas	0-0	.000	12-0	1.000
Kentucky	0-0	.000	11-1	.909
Tennessee	0-0	.000	12-2	.846
Alabama	0-0	.000	11-2	.846
Georgia	0-0	.000	10-3	.750
Florida	0-0	.000	10-4	.714
LSU	0-0	.000	10-4	.714
Vanderbilt	0-0	.000	9-4	.750
Mississippi State	0-0	.000	8-4	.727
South Carolina	0-0	.000	8-5	.583
Ole Miss	0-0	.000	7-5	.583
Auburn	0-0	.000	7-6	.500

This Week in the SEC**Thursday, December 30**

Ole Miss vs. TBA	Cancelled
Rutgers at Tennessee	87-51, UT
Georgia vs. Florida International	70-60, UGA
Tennessee-Martin at Kentucky [FSN]	68-47, UK
Jacksonville State at Auburn	79-60, AU
South Carolina State at South Carolina	63-44, SC
Vanderbilt vs. Virginia Tech	74-68, VT
Mississippi State vs. Lehigh	68-59, LU

Sunday, January 2

Arkansas at Florida [Sunshine Network]	12 p.m.
Tennessee at LSU [SEC Network]	1 p.m.
South Carolina at Georgia	1 p.m.
Auburn at Alabama [CSS]	2 p.m.
Vanderbilt at Ole Miss	2 p.m.

All Times Central

Moving On Up (Auburn Players in the Career Rankings)...

- **Alli Smalley** now holds the Auburn record for career 3-pointers with 194 and career 3-point attempts with 570
- **Alli Smalley** needs 1 more point to tie Sherell Hobbs for 12th all-time in career scoring at Auburn; 31 to tie Tasha Hamilton for 11th
- **Jordan Greenleaf** needs 9 more blocked shots to tie DeWanna Bonner for sixth all-time at Auburn in career blocks
- **Jordan Greenleaf** needs 54 more rebounds to tie Kendall Mago and C.C. Hayden for 11th all-time at Auburn in career rebounds

Mar. 1, 2001	L	55-59	Memphis, Tenn.
Jan. 24, 2002	L	70-78	Tuscaloosa, Ala.
Feb. 10, 2002	L	57-60	Auburn
Jan. 19, 2003	W	65-61	Auburn
Feb. 27, 2003	L	62-67	Tuscaloosa, Ala.
Jan. 22, 2004	W	70-61	Auburn
Feb. 26, 2004	W	72-40	Tuscaloosa, Ala.
Jan. 23, 2005	W	59-43	Auburn
Feb. 17, 2005	W	74-63	Tuscaloosa, Ala.
Jan. 8, 2006	L	54-68	Tuscaloosa, Ala.
Jan. 26, 2006	W	65-56	Auburn
Jan. 7, 2007	W	63-58	Tuscaloosa, Ala.
Feb. 1, 2007	W	93-61	Auburn
Jan. 28, 2008	W	62-48	Tuscaloosa, Ala.
Feb. 14, 2008	W	74-49	Auburn
Jan. 22, 2009	W	84-66	Auburn
Feb. 8, 2009	W	81-54	Tuscaloosa, Ala.
Jan. 14, 2010	W	74-62	Auburn
Feb. 7, 2010	L	53-55	Tuscaloosa, Ala.

SERIES NOTES----

** - First women's game in Beard-Eaves-Memorial Coliseum

At Auburn: AU leads, 24-8

At Tuscaloosa: UA leads, 19-12

At Neutral Sites: UA leads 5-3

Longest AU streak: 8 (2006-10)

Longest UA streak: 6 (1976-1979)

Last 10 meetings: AU leads 8-2

SCOUTING AUBURN

After a difficult 1-4 start to the season, Auburn has rallied to go 6-2 in its last eight games, including its current three-game winning streak.

The Tigers have lived off their defense this season, averaging 10.2 steals and 4.2 blocks per game. Auburn opponents average 20.2 turnovers per game with the Tigers scoring an average of 21.5 points per game off of turnovers.

Senior Alli Smalley leads the team with 12.6 points per game, followed by Blanche Alverson with 11.2 per game. Smalley and Alverson have combined to average 3.5 3-pointers made per game.

Jordan Greenleaf pulls down a team-high 8.1 rebounds per game, along with her 8.9 points. Sophomore Morgan Toles averages 8.2 points and 5.3 assists per game, good enough for first in the SEC.

SCOUTING ALABAMA

Alabama comes in with an 11-2 record and a high-powered offense, averaging 75.9 points per game this season. The Crimson Tide has scored 80 or more points in seven games this season,

including a season-high of 95 points in a 95-84 win over North Carolina State.

Three different players are averaging double figure, led by senior Tierney Jenkins with an SEC-leading 17.9. She also leads the conference in rebounding with 11.2 boards per game. Right behind her is Ericka Russell with 11.5 points per game, followed by Jasmine Robinson with 10.5.

Alabama has also used its defense to fuel its success, averaging 11.8 steals per game on 26.4 opponent turnovers per game. Five different players are averaging at least 1.0 steals per game.

As a team, Alabama shoots 40.9 percent from the field and 29.9 percent from 3-point range, averaging 4.1 3-pointers per game.

LAST TIME OUT FOR AUBURN

Five players scored in double figures, led by a career-high 17 from Blanche Alverson, as the Auburn women's basketball team cruised by with the 79-60 win over in-state rival Jacksonville State Dec. 30 at Auburn Arena. Sophomore point guard Morgan Toles recorded the first double-double of her career in the win with 10 points and 10 assists.

After leading by just five points at the half, the Tigers came out on a 26-9 tear to start the second half and put the game away. Inside that start was a 14-0 Auburn run that included a pair of 3-pointers from Alverson.

Alverson coupled her career-high 17 points with a career-high eight rebounds. She also tallied two blocks and a steal in the win.

Senior Jordan Greenleaf was right behind Alverson with 15 points and six rebounds. Alli Smalley and Tyrese Tanner scored 11 points each while Toles added her 10. Freshman Jassany Williams led Auburn in rebounding along with Alverson, pulling down a career-high eight with her seven points.

Toles' double-double marked the first points-assists double-double for an Auburn player since Whitney Boddie had 15 points and 10 assists vs. Ole Miss in the 2009 SEC Tournament.

The Tigers used their defense to get the win, forcing 19 Game-cock turnovers and turning them into 24 points on the other end. Auburn also snagged 14 steals in the game, led by Smalley's four.

Associated Press Top-25 Poll**Week 7 (Dec. 27)**

Rank	School	Record	Points	Pvs
1	Connecticut (39)	11-0	975	1
2	Baylor	12-1	935	2
3	Duke	12-0	898	3
4	Xavier	10-1	831	4
5	Tennessee	11-2	781	5
6	West Virginia	12-0	770	6
7	Texas A&M	9-1	757	7
8	UCLA	10-0	682	9
9	Stanford	7-2	678	8
10	North Carolina	11-0	657	10
11	Kentucky	9-1	562	11
12	Michigan State	12-1	510	12
13	Ohio State	8-2	503	13
14	Iowa	12-1	440	14
15	Oklahoma	9-2	403	15
16	Notre Dame	9-3	376	17
17	St. John's	11-1	346	18
18	Maryland	10-1	288	19
19	Georgetown	10-3	241	20
20	Iowa State	8-2	224	21
21	DePaul	13-2	212	16
22	Arkansas	11-0	174	25
23	Texas	8-3	85	NR
24	Syracuse	9-1	84	23
25	Florida State	9-3	83	22

Others Receiving Votes: Wisconsin-Green Bay 51, Boston College 36, Georgia 25, Miami (Fla.) 21, Southern California 13, Bowling Green 11, Arizona State 9, Kansas 7, Northwestern 4, Florida Gulf Coast 1, Marist 1, Texas Tech 1.

USA Today / ESPN Top-25 Coaches Poll**Week 7 (Dec. 28)**

Rank	School	Record	Points	Pvs
1	Connecticut (31)	11-0	775	1
2	Baylor	12-1	741	2
3	Duke	12-0	713	3
4	Xavier	10-1	667	4
5	Texas A&M	9-1	643	5
6	Tennessee	11-2	608	6
7	West Virginia	12-0	600	7
8	Stanford	7-2	544	8
9	UCLA	10-0	530	9
10	North Carolina	11-0	513	10
11	Kentucky	9-1	454	11
12	Ohio State	8-2	412	12
13	Iowa	12-1	390	13
14	Notre Dame	9-3	333	15
14	Oklahoma	9-2	333	14
16	Michigan State	12-1	311	16
17	St. John's	11-1	260	17
18	Georgetown	10-3	212	19
19	Iowa State	8-2	174	21
20	Maryland	10-1	173	22
21	Wisconsin-Green Bay	10-1	147	23
22	DePaul	13-2	140	18
23	Florida State	9-3	136	20
24	Arkansas	11-0	94	25
25	Boston College	11-1	43	24

Others Receiving Votes: Oklahoma State 27, Texas 25, Syracuse 12, Northwestern 12, Bowling Green 11, Georgia 8, Miami (Fla.) 8, Florida Gulf Coast 4, Marist 4, Texas Tech 4, Kansas 3, Marquette 3, Nebraska 3, Arizona State 2, Middle Tennessee State 1, Nevada 1, Purdue 1.

Bold denotes 2010-11 opponents

LAST TIME OUT FOR ALABAMA

Senior Tierney Jenkins scored a game-high 22 points to lead the Alabama women's basketball team past Southern Mississippi, 88-78, on Dec. 28 in Reed Green Coliseum.

Joining Jenkins with double-figure points was freshman Jasmine Robinson, who tied her career high with 19 points, and senior LaToya King with 15. Jenkins also had a team-high eight rebounds and four assists.

Alabama began the game on a 6-0 run over the first 90 seconds of play, all of which were scored by Jenkins. She would go on to score the next two baskets as well to put up the Tide's first 10 points of the game. Southern Mississippi pulled within one at the 13:23 mark, but a 21-10 run by Alabama spanning the next eight minutes helped the Tide to take a 12-point advantage, 38-26. Alabama continued to lead throughout the half and went into intermission up 46-36.

The Lady Eagles went on an 8-3 run early on in the second half to pull within seven, but would not get any closer in the contest. Alabama used several scoring drives to lead by as many as 21 in the game. Southern Mississippi battled late with a 24-14 run, but the Lady Eagle comeback attempt would be halted as time expired on the game clock.

FORTNER VS. HUDSON

This will be the fifth meeting between Nell Fortner and Alabama's Wendell Hudson with Fortner leading the series, 3-1.

Fortner is in her seventh season at Auburn and holds a 123-79 record on The Plains. Hudson is in his third season at Alabama and holds a 36-37 record.

AGAINST THE SEC

Auburn has a 179-150 all-time record in the Southeastern Conference. The Tigers have won five SEC titles and four SEC Tournament titles, most recently winning the regular-season title in 2009 after 14-2 league mark.

LAST TIME VS. ALABAMA

Trailing by 12 points with 5:12 left in the game, the Auburn women's basketball team shut in-state rival Alabama out for the remainder of the game, rattling off 10 unanswered points, but it would not be enough as the Crimson Tide held on for the 55-53 win at Coleman Coliseum in Tuscaloosa, Ala., on Feb. 7, 2010.

Junior guard Alli Smalley scored 15 of her game-high 17 points in the second half to give the Tigers a shot at the win. She also pulled down a team-high 11 rebounds to record her first career double-double.

The Tigers' defense stepped up in the last five minutes of the game, holding the Crimson Tide without a field goal, forcing three turnovers. Smalley scored nine of Auburn's 10 points in the final stretch, but the Tigers could not convert on a last-second possession in the loss.

Also scoring in double figures for the Tigers was senior center KeKe Carrier with 12 points and five rebounds. Carrier was held to 5-of-10 shooting in the game, due in part to Alabama's smothering defense.

Tierney Jenkins led Alabama with 17 points, 13 rebounds and four steals. LaToya King followed with 11 points, four rebounds and two steals.

ON THIS DATE...

Auburn is 3-2 all-time when playing on Jan. 2 and is 0-1 under Nell Fortner. AU lost its last game on Jan. 2 in a 71-66 loss at Jacksonville State in 2005. The Tigers last win came in 1991 in a 77-44 victory against New Hampshire at the Lady Hatter Classic in DeLand, Fla.

IN JANUARY

Auburn is 180-96 all-time in the month of January, including a 17-24 mark under Nell Fortner (records begin in 1978-79 season, not all dates provided prior to or during that season).

IN DECEMBER

Auburn is 196-51 all-time in the month of December, including a 37-9 mark under Nell Fortner (records begin in 1978-79 season, not all dates provided prior to or during that season).

IN SEC OPENERS

The Auburn women's basketball team is 13-18 in SEC openers, dating back to the 1979-80 season. The Tigers lost their SEC opener last season, falling to Mississippi State, 73-58. Auburn in SEC season-openers vs.: Mississippi State (4-1), South Carolina (2-0), Tennessee (2-1), LSU (2-4), Kentucky (1-3), Ole Miss (1-3), Vanderbilt (1-3) and Florida (0-3). This marks the first time for Auburn to open SEC play against Alabama.

Head Coach Nell Fortner is 1-5 in SEC openers.

IN SEC ROAD OPENERS

The Auburn women's basketball team is 11-20 in SEC road openers, dating back to the 1979-80 season. The Tigers lost their road opener in 2010, falling at Florida, 71-68, in double overtime. This is just the third time for Auburn to have its road opener at Alabama, splitting the previous two meetings. The last time AU opened on the road against the Crimson Tide was Jan. 7, 2007 - a 63-58 Tiger victory.

Auburn in SEC road-openers vs.: Alabama (1-1), Arkansas (0-1), Florida (0-3), Kentucky (0-2), LSU (1-2), Ole Miss (2-4), Mississippi State (3-1), South Carolina (3-1), Tennessee (1-3) and Vanderbilt (0-2).

Head Coach Nell Fortner is 2-4 in SEC road openers.

AGAINST THE STATE

Auburn is 215-55 all-time versus school's in the state of Alabama. Of the 55 losses, 33 have come to Alabama.

Nell Fortner is 21-2 all-time versus schools in the state, with the only losses coming to Alabama on Jan. 8, 2006 (54-68) and on Feb. 7, 2010 (53-55).

SEC PRESEASON POLL (Media Vote)
(First-place votes in Parentheses)**SEC Champion**

Tennessee (15), Kentucky (1), Auburn (1)

Order of Finish

1. Tennessee.....	202
2. Kentucky.....	183
3. Vanderbilt.....	157
4. Georgia.....	150
5. LSU.....	147
6. Auburn.....	120
7. South Carolina.....	84
8. Arkansas.....	81
9. Alabama.....	65
10. Ole Miss.....	47
T11. Mississippi State.....	45
T11. Florida.....	45

Player of the Year

Victoria Dunlap, UK (13), Angie Bjorklund, UT (2), Shekinna Stricklen, UT (2)

All-SEC First TeamLaSondra Barrett, LSU
Victoria Dunlap, Kentucky
Angie Bjorklund, Tennessee
Shekinna Stricklen, Tennessee
Jence Rhoads, Vanderbilt**All-SEC Second Team**Tierney Jenkins, Alabama
Alli Smalley, Auburn
Porsha Phillips, Georgia
A'dia Mathies, Kentucky
Kelley Cain, Tennessee**SEC PRESEASON POLL (Coaches' Vote)****SEC Champion**

Tennessee

Order of Finish

1. Tennessee.....	121
2. Kentucky.....	108
3. LSU.....	93
T4. Georgia.....	88
T4. Vanderbilt.....	88
6. Auburn.....	59
7. South Carolina.....	48
8. Alabama.....	43
9. Ole Miss.....	42
10. Florida.....	39
11. Arkansas.....	35
12. Mississippi State.....	28

Player of the Year

Victoria Dunlap, UK (8); Shekinna Stricklen, UT (2); Marah Strickland, USC (1); Jence Rhoads, VU (1)

All-SEC First TeamAlli Smalley, Auburn
Porsha Phillips, Georgia
Victoria Dunlap, Kentucky
A'dia Mathies, Kentucky
LaSondra Barrett, LSU
Angie Bjorklund, Tennessee
Shekinna Stricklen, Tennessee
Jence Rhoads, Vanderbilt**All-SEC Second Team**Tierney Jenkins, Alabama
C'eira Ricketts, Arkansas
Jasmine James, Georgia
Katherine Graham, LSU
Marah Strickland, South Carolina
Kelley Cain, Tennessee
Glory Johnson, Tennessee
Hannah Tuomi, Vanderbilt**BEHIND THE MIC**

Serving as a color analyst for Sunday's game at Alabama is former Auburn head coach Joe Ciampi. The former coach compiled a 568-203 record from 1979-2004 on the Plains. Ciampi guided Auburn to 16 NCAA Tournament appearances, including three Final Four appearances.

His teams won SEC titles in 1981, 1987, 1988 and 1989 and four SEC Tournament titles in 1981, 1987, 1990 and 1997.

BOUNCING BACK

After winning the season-opener, Auburn went on to lose the next four games, including two to ranked teams. Since then, the Tigers have notched a 6-2 record to move above .500 for the first time since the season-opener.

DOUBLE DOWN

Senior Jordan Greenleaf pulled down 12 rebounds with 16 points in the season-opener against Florida State, earning her first double-double of the season and fourth of her career. She came back with another at South Florida, scoring 13 points with 10 rebounds.

Against Jacksonville State, sophomore point guard Morgan Toles notched her first career double-double with 10 points and 10 assists. She became the first Auburn player to record a points-assists double-double since Whitney Boddie accomplished the feat against Ole Miss on March 6, 2009 in the SEC Tournament.

LEAGUE BEST

Sophomore Morgan Toles has proven herself to be among the best point guards in the SEC this season. She currently leads the conference in both assists and assist-to-turnover ratio. Toles has a league-best 5.3 assists per game, edging Ole Miss' Kayla Melson's 5.2 per game. She also has a commanding 3.5 assist-to-turnover ratio, leading Arkansas' C'eira Ricketts and her 2.6 ratio.

FIVE EACH

Auburn has had five players score in double figures in each of the last two games. Against Alabama A&M, it was Greenleaf (15), Alverson (14), Smalley (12), Hilliard (12) and Toles (11). Against Jacksonville State, it was Alverson (17), Greenleaf (15), Smalley (11), Tanner (11) and Toles (10).

DOMINATING THE PAINT

Auburn has out-scored its opponents in the paint eight times this season, but against Alabama A&M it was a dominating effort with 44 points scored in the paint. It marked the most points scored by the Tigers in the paint in almost two years as it was the most since Auburn tallied 56 against Arkansas on March 1, 2009.

SPREADING THE WEALTH

After freshman Tyrese Tanner led Auburn with 15 points at Chicago State, she became the sixth Tiger this season to lead Auburn in scoring. Others are Alli Smalley, Blanche Alverson, Chantel Hilliard, Morgan Toles and Jordan Greenleaf.

LONG DISTANCE RECORD BREAKER

With her 3-pointer with 1:22 left in the Temple game on Dec. 4,

Auburn senior Alli Smalley recorded the 185th 3-pointer of her Auburn career, giving her sole possession of the AU 3-point record.

NO. 200 FOR NELL

The Dec. 21 game at Chicago State marked the 200th for Nell Fortner as Auburn's head coach. She picked up the win and had a 121-79 record through her first 200 games.

TOUGH START

Auburn is coming off its most difficult start to a season in the program's history. After opening against Mercer, Auburn played 16th-ranked Florida State and sixth-ranked Duke, giving the Tigers two ranked opponents in the first three games for the first time in school history.

BREAKING THE STREAK

Auburn's 85-51 win over Seton Hall broke a four-game losing streak for the Tigers - a streak that tied for the longest losing streak since the 2004-05 season. Auburn has not lost more than four consecutive games since it lost six in a row from Dec. 31, 2004 - Jan. 20, 2005.

97 AND COUNTING

Auburn junior guard Alli Smalley earned her first collegiate start on Dec. 29, 2007 at Saint Joseph's, the 14th game of her collegiate career, and has not left. Since then, Smalley has started in 97 consecutive games.

DEFENSE MAKES OFFENSE

Auburn has used its defense to create its offense this season. So far, the Tigers have scored a total of 280 points off of turnovers, including a season-high mark of 39 against Alabama A&M.

While averaging 10.2 steals, 4.2 blocks and 20.2 opponent turnovers per game this season, Auburn has turned the efforts into an average of 21.5 points off turnovers per game.

CLEARING 20

Senior Alli Smalley became the first Tiger to clear the 20-point plateau this season, scoring 22 in Auburn's loss to Temple on Dec. 4. It marked the 14th time in her career to clear 20 points.

TURN IT IN TO POINTS

The Tigers have notched a pair of impressive defensive performances this season. In the first, Auburn forced 31 Seton Hall turnovers on Nov. 27, turning them in to 36 points on the other end of the floor.

The Tigers were at it again against Alabama A&M, forcing 29 turnovers on 18 steals, turning them into 39 points on the other end. It marked the most points scored by the Tigers off turnovers since Auburn scored 39 against Sam Houston State on Dec. 5, 2008. The 18 steals were also the most since AU picked up 22 against Alabama A&M on Nov. 14, 2008.

DISHING IT OUT

By playing in her 30th career game against Mercer, Auburn sophomore became eligible for the career assist rankings. With 197 on her career, she ranks sixth all-time at Auburn with 4.7 per game.

The Southeastern Conference**Commissioner:** Mike Slive**Founded:** 1933**Members:**

Alabama Crimson Tide
 Arkansas Lady Razorbacks
 Auburn Tigers
 Florida Gators
 Georgia Bulldogs
 Kentucky Wildcats
 LSU Tigers
 Mississippi Rebels
 Mississippi State Bulldogs
 South Carolina Gamecocks
 Tennessee Lady Volunteers
 Vanderbilt Commodores

SEC Media Relations**Women's Basketball Contact:** Tammy Wilson**Address:**

2201 Richard Arrington Blvd.
 Birmingham, Ala. 35203-1103

Phone: 205.458.3000**Fax:** 205.458.3031**E-mail:** twilson@sec.org**Web site:** www.SECsports.com**SEC Women's Basketball Notes**

- The SEC has posted impressive non-conference records in the last decade. The SEC compiled a 121-45 (.729) non-conference record during the 2009-10 season.
- Since the 1990 season, the SEC has compiled a 2,774-844 (.767) record against other conferences. The league has recorded 150+ wins during eight seasons and has never recorded a non-conference winning percentage below .723.
- SEC teams have earned appearances in 25 of 29 NCAA Final Fours, an accomplishment unmatched by any other league.
- Overall, SEC squads have filled 34 of the 116 Final Four berths, including having two Final Four teams in 1988 (Auburn, Tennessee), 1989 (Auburn, Tennessee), 1995 (Georgia, Tennessee), 1996 (Georgia, Tennessee), 1998 (Arkansas, Tennessee), 2004 (LSU, Tennessee), 2005 (LSU, Tennessee), 2007 (LSU, Tennessee) and 2008 (LSU, Tennessee).
- SEC teams have made 18 appearances in a nation-high 16 NCAA Championship games, winning eight NCAA Championships (Tennessee: 1987, 1989, 1991, 1996, 1997, 1998, 2007 and 2008).
- The league also had the distinction of providing both national finalists twice in its history in 1996 (Tennessee 83, Georgia 65) and in 1989 (Tennessee 76, Auburn 60).
- SEC teams have won 329 NCAA Tournament games against 168 losses (.662) for an average of 11.4 NCAA wins per year.
- In addition, all 12 current members have appeared in the NCAA Tournament.
- The SEC has paced the pack in NCAA tournament bids 21 times in its 29-year history.
- The SEC was the first league to ever have eight teams invited to the NCAA Tournament, doing so in 1999 and 2002.
- The SEC was also the first league to ever have seven teams invited to the NCAA Tournament and earned this honor a leading seven times (1986, 1991, 1995, 1996, 1997, 2003, 2004).
- The SEC is one of a handful of leagues to have won three national tournament titles with eight NCAA, two WNIT and three NWIT. Along with the eight NCAA championships won by Tennessee, Arkansas (1999) and Auburn (2003) captured the current Women's NIT titles. But the first-ever SEC national title belongs to Georgia, winners of the 1981 NWIT which predates the current NCAA tournament. LSU (1985) and Kentucky (1990) each won NWIT titles. Both Arkansas (1987) and South Carolina (1979) won the WNIT as members of their previous conferences.
- In 2003, Auburn won the WNIT title with wins over South Alabama, Florida State, Richmond, Creighton and Baylor. In 1999, the Arkansas Lady Razorbacks defeated Wisconsin 76-64 to claim the SEC's first WNIT championship.
- In 1981, Georgia defeated Pittsburg, California and Arizona State (in OT) to capture the NWIT Championship, the first-ever national championship of any kind for the SEC in women's basketball.

I'M FIRST!

While it was Mercer's Sharnea Boykin who scored the first field goal in Auburn Arena, sophomore Blanche Alverson came down on the very next possession to pick up Auburn's first field goal and the first 3-pointer in the facility.

OUTSIDE THE LEAGUE

Nell Fortner has guided the Tigers to a 78-33 ledger in non-conference play. When playing at home, Fortner's teams have posted a 33-7 mark. The only seven non-conference losses at home came from Xavier on Dec. 2, 2005 (58-60), No. 2 Duke on Dec. 31, 2004 (61-80), No. 20 George Washington on Jan. 3, 2008 (66-68), No. 15 Texas A&M on Nov. 22, 2009 (59-79), No. 16 Florida State on Nov. 15, 2010 (61-67), No. 6 Duke on Nov. 18, 2010 (62-75) and Temple on Dec. 4, 2010 (62-61).

OFFENSE WINS GAMES

Auburn is 83-2 when scoring 70 or more points in the Nell Fortner era. The only times Auburn has lost when scoring at least 70 points was on Jan. 20, 2005 vs. No. 7 Tennessee, 71-81 and Feb. 19, 2009 at No. 18 Vanderbilt, 73-70. When scoring less than 70 points, Auburn is 40-77 during the Fortner era.

HOME COOKIN'

Since a 77-70 loss to Virginia on Jan. 5, 1992, the Auburn Tigers have compiled a 129-10 record against non-conference opponents when playing at home.

BUILDING WITH EXPERIENCE

Auburn enters the 2010-11 season with a mix of youth and experience. Nine of the 14 players on the roster are either freshmen or sophomores, but among the nine returning players, Auburn brings back 250 games of experience as a starter.

EVERYONE PLAYS

All 12 active Tigers have played at least one minute in seven of the first 13 games of the season.

SMALLEY AND TANNER NAMED TO JUNKANOO JAM ALL-TOURNAMENT TEAM

For their play at the Junkanoo Jam, senior Alli Smalley and freshman Tyrese Tanner were named to the Junkanoo Jam All-Tournament Team.

Smalley averaged 13.5 points, 2.5 assists and 2.5 rebounds per game in the two games, scoring a team-high 15 points in Auburn's win over Seton Hall. Tanner averaged 6.0 points and 3.5 rebounds, along with a team-high 2.5 steals per game on the week.

Also on the all-tournament team were Boston College's Stafanie Murphy and Sacred Heart's Callan Taylor. BC's Carolyn Swords was named the tournament MVP.

SMALLEY NAMED PRESEASON ALL-SEC

Auburn senior Alli Smalley was named to the Preseason All-SEC team by both the coaches and the media. The Coaches selected Smalley to the Preseason All-SEC First Team while the media voted her to the Second Team.

Smalley averaged 15.7 points per game last season, chipping in 4.4 rebounds and 2.3 assists per outing.

AUBURN PICKED SIXTH IN SEC PRESEASON MEDIA AND COACHES POLLS

Coming off a 15-16 season, the Auburn women's basketball team was picked sixth in the preseason SEC media and coaches polls. Tennessee was the preseason favorite in both polls.

MAKING IT HOME

Nell Fortner enters her seventh season as Auburn's head coach, marking her longest tenure at any position in her career. The longest Fortner had stayed at a job prior to Auburn came from 1990-95 while she was an assistant coach at Louisiana Tech under legendary head coach Leon Barmore.

NEW FACES

Auburn welcomes five new faces to its lineup this season in freshmen Peyton Davis (Birmingham, Ala.), Camille Glymph (Greenville, S.C.), Courtney Strain (Woodland, Ala.), Tyrese Tanner (Birmingham, Ala.) and Jassany Williams (Davie, Fla.). The recruiting class was ranked 18th in the country by ESPN.com's HoopGurlz.

FIRST GAME IN AUBURN ARENA

Auburn won its inaugural game in the new \$86 million Auburn Arena. The Tigers defeated Mercer, 79-61, for the first regular-season Auburn win, men or women, in the new facility.

The Tigers move across the street this season from its former home, Beard-Eaves-Memorial Coliseum - the team's home since 1974. Auburn played its first game in BEMC on Jan. 11, 1974, defeating in-state rival Alabama, 69-31.

TIGERS SIGN HASINA MUHAMMAD FOR 2011-12

The Auburn women's basketball signed 6-1 guard/forward Hasina Muhammad (Ridgeway HS, Memphis, Tenn.) to a National Letter of Intent, head coach Nell Fortner announced on Nov. 10.

Muhammad is ranked as the No. 66 overall player in the country by ESPN's HoopGurlz. She is also ranked as the 17th-best guard in the country and No. 2 prospect in Tennessee by HoopGurlz.

Muhammad was also ranked by two other recruiting services. She is the No. 50 overall prospect according to the All-Star Girls Report and No. 47 in the Girls Basketball Report.

WNBA CHAMPION... AGAIN

After winning a WNBA title in 2009 with the Phoenix Mercury, former Tiger Le'Coe Willingham put herself in select company when she turned around and won it again in 2010, this time with the Seattle Storm.

Willingham, a native of Augusta, Ga., averaged 5.5 points and 4.1 rebounds per game as she helped the Storm to a league-best 28-6 record.

The Storm swept Los Angeles in the first round of the playoffs, setting up a meeting of Willingham and her former team, the Mercury, in the conference finals. She defeated her old team, and former Tiger DeWanna Bonner, in a sweep for a trip to the WNBA finals.

Seattle made it a perfect run through the playoffs, sweeping the Atlanta Dream in three games for the title.

TIGERS ON THE TUBE

As part of the SEC's television agreement with ESPN, the Auburn women's basketball team will be televised six times this season on Fox Sports Net, CSS, the SEC Network and ESPN2. The SEC Tournament will be televised on Fox Sports Net, ESPNU and ESPN2. In all, the SEC will be televised in more than 70 games this season.

Auburn will be televised three times at home at the new Auburn Arena and three times on the road. The first will be the SEC-opener on Jan. 2 at Alabama on CSS, followed by a Jan. 16 home meeting with LSU on CSS. The Tigers will appear on CSS again a week later, on Jan. 23, as Tennessee comes to town.

Auburn will then make an ESPN2 appearance on Feb. 13 at Arkansas before traveling to South Carolina for a Feb. 20 game on the Fox Sports Net.

The Tigers will close out the regular season with a Feb. 27 home game against Kentucky on the SEC Network.

**AUBURN TO HOST 2011 NCAA TOURNAMENT
FIRST AND SECOND ROUNDS**

The new Auburn Arena will close out its first season of operation, March 19-22, as a host site for the first and second rounds of the 2011 NCAA Women's Basketball Tournament. Auburn's bid to host the opening rounds was selected by the NCAA and announced on Oct. 29, 2009.

The 2011 event will mark the first time for Auburn to host the first and second rounds of the NCAA Tournament under its current bid format. The Tigers hosted NCAA Tournament games on nine occasions between 1983 and 1993, posting an 11-0 record over that time. Auburn last hosted on March 21, 1993 when the Tigers downed Louisville, 66-61.

Auburn will be one of 16 first- and second-round sites in 2011. The complete list of host sites includes Albuquerque, N.M. (University of New Mexico, The Pit/Bob King Court); Auburn, Ala. (Auburn University, Auburn Arena); Charlottesville, Va. (University of Virginia, John Paul Jones Arena); Cincinnati, Ohio (Xavier University, Cintas Center); College Park, Md. (University of Maryland, Comcast Center); Columbus, Ohio (Ohio State University, St. John Arena); Durham, N.C. (Duke University, Cameron Indoor Stadium); Knoxville, Tenn. (University of Tennessee, Thompson-Boling Arena); Salt Lake City, Utah (University of Utah, John M. Huntsman Center); Spokane, Wash. (Gonzaga University, McCarthey Athletic Center); Shreveport, La. (Louisiana Tech University, CenturyTel Center); Stanford, Calif. (Stanford University, Maples Pavilion); Storrs, Conn. (University of Connecticut, Harry A. Gampel Pavilion); University Park, Penn. (Pennsylvania State University, Bryce Jordan Center); Waco, Texas (Baylor University, Ferrell Center); and Wichita, Kan. (Wichita State University, INTRUST Bank Arena).

The 16 advancing teams will continue play at four regional sites: Dayton, Ohio (University of Dayton Arena), Spokane, Wash. (Spokane Veterans Memorial Arena), Dallas, Texas (American Airlines Center) and Philadelphia, Pa. (Liacouras Center). The 2011 NCAA Women's Final Four will be held at Consecro Fieldhouse in Indianapolis, Ind. on April 3 and 5.

Quoting Head Coach Nell Fortner

On Alabama . . .

"Alabama presses for 40 minutes, they have great quickness and have a really nice player in Tierney Jenkins — a senior that has really become a nice player for them. They have a lot more depth than they have had in the past and they are a fast team, so it is going to be a very fast game."

On the rivalry . . .

"It is a great rivalry, there is no question it is a great rivalry in every sport between the two schools. I think it is one that everyone looks forward to because the intensity of it, the competitiveness of it. I don't think that anyone has ever let down. When these teams get together, you see a good game."

On starting SEC play on the road . . .

"I wish we could start at home, but some years you get to and some years not. It is just exciting to get into conference play because everything we do up to this point is to get ready for this point in time. You can feel the excitement amongst your players and just everyone gets a little keyed up about what lies ahead. I'm looking forward to it."

On the team's recent improvement . . .

"The last four, five, six games, I think we have had some good opportunities to become a better team. I am pleased with where we are right now. We have had great efforts, especially these past two home games — we played well offensively and defensively. We have just made great strides. It is an excellent way to finish off the year and head into conference play."

MISCELLANEOUS STATISTICS

Double-Doubles	Season	Career
Jordan Greenleaf	2	5
Alli Smalley	0	1
Morgan Toles	1	1

20+ Point Games	Season	Career
Alli Smalley	1	14
Nicolle Thomas	0	1

10+ Rebound Games	Season	Career
Jordan Greenleaf	5	12
Chantel Hilliard	0	1
Parrisha Simmons	0	1
Alli Smalley	0	1

10+ Assist Games	Season	Career
Morgan Toles	1	2

GAMES LED AUBURN IN...

Scoring	Season	Career
Blanche Alverson	3	3
Jordan Greenleaf	2	9
Chantel Hilliard	1	1
Alli Smalley	7	33
Tyrese Tanner	1	1
Morgan Toles	1	3

Rebounding	Season	Career
Blanche Alverson	3	3
Jordan Greenleaf	8	32
Chantel Hilliard	0	2
Parrisha Simmons	0	7
Alli Smalley	0	1
Morgan Toles	1	2
Jassany Williams	3	3

Assists	Season	Career
Blanche Alverson	0	3
Jordan Greenleaf	2	6
Morgan Jennings	0	2
Parrisha Simmons	0	2
Alli Smalley	1	18
Tyrese Tanner	1	1
Nicolle Thomas	0	1
Morgan Toles	13	34

2010-11 DOUBLE-DOUBLES

Player	Points	Other
Jordan Greenleaf (vs. Mercer)	16	12 (reb.)
Jordan Greenleaf (at USF)	13	10 (reb.)
Morgan Toles (vs. JSU)	10	10 (asst.)

Last Time an Auburn Team...

Scored 100 points	Auburn 119, Sam Houston State 54 (Dec. 5, 2008)
Scored 100 points in an SEC game	Auburn 102, Tennessee 96, SEC Tournament in Albany, Ga. (Mar. 6, 1987)
Scored 100 at Auburn	Auburn 119, Sam Houston State 54 (Dec. 5, 2008)
Scored 100 points and lost	Never
Scored 110 points	Auburn 119, Sam Houston State 54 (Dec. 5, 2008)
Scored 115 points	Auburn 119, Sam Houston State 54 (Dec. 5, 2008)
Scored at least 60 points in a half	62-vs. Sam Houston State (Dec. 5, 2008)
Had 25+ rebound margin	28-Auburn 55, Sam Houston State 27 (Dec. 5, 2008)
Had 20+ rebound margin	22-Auburn 48, South Alabama 26 (Dec. 20, 2009)
Attempted 35 free throws	35-vs. Florida A&M (Nov. 28, 2009)
Attempted 40 free throws	41-vs. Alabama State (Nov. 15, 2006)
Made 30 free throws	31-vs. Northwestern State (31-43) (Dec. 30, 2003)
Had 25 assists	25- vs. Alabama (Jan. 22, 2009)
Had 25 turnovers	25- at Kentucky (Jan. 24, 2010)
Had 25 steals	25- vs. Arkansas-Little Rock (Dec. 2, 2000)
Scored 25 points or less	25- vs. Mercer (1971)
Played an overtime game	at LSU (Jan. 10, 2010)
Won an overtime game	Auburn 64, LSU 62 at Baton Rouge, La. (Jan. 10, 2010)
Lost an overtime game	Florida 71, Auburn 68 (2OT) at Gainesville, Fla. (Jan. 7, 2010)
Played a double overtime game	Florida 71, Auburn 68 at Gainesville, Fla. (Jan. 7, 2010)
Played at least three overtimes	Never
Shot 70% for a half	73.9%, 17-23-vs. Alabama (Jan. 22, 2009)
Shot 60% for a game	vs. Alabama (61.8%, 34-55) (Jan. 22, 2009)
Shot less than 30% for a game	(29.7%, 19-64) at George Washington at Washington, D.C. (Dec. 15, 2010)
Shot 90% from the free throw line (minimum 10 attempts)	(10-10) vs. Mississippi State (Feb. 3, 2008)
Shot 50% from 3-point line	(8-14, 57.1%) vs. Florida, SEC Tournament, Duluth, Ga., (Mar. 4, 2010)
Shot less than 30% in a half	28.6% in the first half at Chicago State (Dec. 21, 2010)
Shot less than 20% in a half	19.0% in the first half vs. LSU, (Feb. 14, 2010)
Shot 55% or better and lost	58.1%, 25-43-vs. Tennessee, (Jan. 20, 2005)
Made at least 10 3-point field goals	12-17 vs. Colgate (Dec. 5, 2007)
Failed to make a 3-point field goal	0-11 at San Diego State (Dec. 30, 2009)
Had at least 60 rebounds	61 vs. Stephen F. Austin, (Dec. 17, 2007)
Had at least 50 rebounds	52- vs. Mercer in Auburn, Ala. (Nov. 12, 2010)
Scored under 20 points in a 1st half	18 points vs. Sacred Heart (Nov. 26, 2010)
Scored under 20 points in a 2nd half	19-vs. Tennessee in the SEC Tournament in North Little Rock, Ark. (Mar. 3, 2006)
Scored under 50 points in a game	49 at South Florida at Tampa, Fla. (Nov. 22, 2010)

Last Time an Auburn Player...

Scored 40 points	41-Consweila Sparrow vs. South Alabama (Feb. 17, 1998)
Scored 35 points	35-DeWanna Bonner vs. Tennessee (Jan. 25, 2009)
Scored 30 points	32-DeWanna Bonner vs. Ole Miss (Mar. 6, 2009)
Attempted 25 field goals	25-Natasha Brackett (9-25) at LSU (Jan. 30, 2005)
Recorded a double-double	Morgan Toles (10 pts./10 asst.) vs. Jacksonville State in Auburn, Ala., (Dec. 30, 2010)
Recorded a double-double with points and assists	Morgan Toles (10 pts./10 asst.) vs. Jacksonville State in Auburn, Ala., (Dec. 30, 2010)
Recorded consecutive double-doubles	KeKe Carrier (18 pts./10 rebs) vs. Mississippi State (Jan. 3, 2010)
	and (24 pts./12 rebs) vs. Florida in Gainesville, Fla. (Jan. 7, 2010)
Two players recorded a double-double	DeWanna Bonner (32 pts./13 rebs) & Whitney Boddie (15 pts./10 asst.)
	vs. Ole Miss in the SEC Tournament in North Little Rock, Ark. (March 6, 2009)
Had a double-double at halftime	DeWanna Bonner (14 pts./10 rebs.) vs. Ole Miss (Mar. 6, 2009)
Recorded a triple-double	Whitney Boddie (24 pts./11 rebs./12 asst.) vs. Sam Houston State (Dec. 5, 2008)
Had 10 assists	10- Morgan Toles vs. Jacksonville State (Dec. 30, 2010)
Had 15 assists	18-Martha Monk vs. Alabama State (Feb. 18, 1981)
Had 10 blocks	13- Marita Payne vs. Arkansas (Feb. 3, 2005)
Had 5 steals	6-DeWanna Bonner vs. Tennessee (Jan. 25, 2009)
Had 15 rebounds	16-Jordan Greenleaf vs. Mississippi State (Jan. 3, 2010)
Had 20 rebounds	20-Monique Morehouse at LSU (Feb. 4, 1995)
Made 15 field goals	15-Consweila Sparrow (15-16) vs. USA (Feb. 17, 1998)
Two players scored 20 points	Alli Smalley (27 pts.) & KeKe Carrier (20 pts.) vs. Alabama (Jan. 14, 2010)
Two players scored 30 points	Laticia Morris (33 points) & Tara Williams (30 points) vs. South Alabama (Jan. 14, 1997)
Back-to-back 25 point games	Alli Smalley 26 pts. vs. Kentucky (Feb. 28, 2010) & 29 pts. vs. Florida in SEC Tournament in Duluth, Ga. (Mar. 4, 2010)
Only one player scored in double figures	Alli Smalley (21 pts.) at Tennessee (Jan. 28, 2010)
Five players scored in double figures	Alverson (17 pts.), Greenleaf (15 pts.), Tanner (11 pts.), Smalley (11 pts.) & Toles (10 pts.) vs. Jacksonville State (Dec. 30, 2010)
Six players scored in double figures	Carrier (19 pts.), Bonner (18 pts.), Smalley (16 pts.), Boddie (13 pts.),
	R. Hobbs (13 pts.), Hilliard (13 pts.) & S. Hobbs (10 pts.) vs. Sam Houston State (Dec. 5, 2008)

TIGERS' RECORD WHEN...

When wearing white.....	4-4
When wearing orange.....	0-1
When wearing blue.....	3-1
Leading at the half.....	6-1
Trailing at the half.....	1-4
Tied at the half.....	0-1
Scores 100+ points.....	0-0
Scores 90-99 points.....	0-0
Scores 80-89 points.....	2-0
Scores 70-79 points.....	3-0
Scores 60-69 points.....	1-3
Scores fewer than 60 points.....	1-3
Holds opponent to 41-50 points.....	2-0
Holds opponent to 31-40 points.....	0-0
Holds opponent to under 30 points.....	0-0
Shoots 50% FG or better.....	2-0
Shoots 40-49% FG.....	1-1
Shoots 39% or under FG.....	3-5
Holds opponent under 30% FG.....	1-0
Shoots higher FG% than opponent.....	4-0
Shoots lower FG% than opponent.....	3-6
Shoots higher FT% than opponent.....	3-1
Shoots lower FT% than opponent.....	4-5
Out-rebounds opponent.....	5-2
Out-rebounded by opponent.....	2-3
Tied in rebounds.....	0-1
Versus ranked opponent.....	0-2
In overtime.....	0-0
Games decided by 3 points or less.....	0-1
Games decided by 4-5 points.....	2-0
Games decided by 6-10 points.....	1-1
Games decided by 11-20 points.....	2-4
Games decided by 21-30 points.....	0-0
Games decided by 30+ points.....	2-0

Seven players scored in double figures.....	Carrier (19 pts.), Bonner (18 pts.), Smalley (16 pts.), Boddie (13 pts.), R. Hobbs (13 pts.), Hilliard (13 pts.) & S. Hobbs (10 pts.) vs. Sam Houston State (Dec. 5, 2008)
Scored 20 points & had 20 rebounds.....	Lauretta Freeman (30 pts/21 rebs.) vs. Alabama, (Feb. 17, 1993)
Two players had 10 rebounds.....	KeKe Carrier (12 rebs.) & Jordan Greenleaf (10 rebs) vs. Florida in Gainesville, Fla. (Jan. 7, 2010)
Three players had 10 rebounds.....	Jordan Greenleaf (12 rebs.), DeWanna Bonner (12 rebs.) & Whitney Boddie (10 rebs.) vs. Oakland (Nov. 21, 2007)
Played every minute.....	Jordan Greenleaf (40 Mins.) vs. Florida, SEC Tournament, Duluth, Ga., (Mar. 4, 2010)
Played more than 40 minutes.....	Alli Smalley (45 mins.), Jordan Greenleaf (43 mins.) & Morgan Toles (41 mins.) at LSU (Jan. 10, 2010)

Last Time an Auburn Opponent...

Shot less than 30% in a game (SEC).....	Mississippi State - 28.0% in Starkville, Mississippi (Feb. 21, 2010)
Shot less than 30% in a game (Non-conf).....	Alabama A&M - 28.8% in Auburn, Ala. (Dec. 28, 2010)
Shot 60% in a game.....	Vanderbilt 60.4% in Nashville, Tennessee in the SEC Tournament, (Mar. 5, 2004)
Scored 100 points.....	Georgia 102, Auburn 72 in Athens, Ga. (Mar. 3, 1984)
Scored 100 points at Auburn.....	Tuskegee 105, Auburn 98 (20T) (Feb. 12, 1979)
Scored 100 points and Lost.....	Never
Scored 110 points.....	Never
Had 25+ rebound margin.....	Never
Had a 20+ rebound margin.....	Never
Scored under 20 points in a 1st half.....	Alabama A&M 19 points in Auburn, Ala. (Dec. 28, 2010)
Scored under 20 points in a 2nd half.....	Mississippi State 17 pts in Starkville, Miss. (Feb. 21, 2010)
Had 50 rebounds.....	50- vs. Tennessee in Knoxville, Tenn., (Jan. 10, 2008)
Had 25 assists.....	25- by Florida International in Miami, Fla. (Dec. 19, 1993)
Had 25 turnovers.....	29- by Alabama A&M in Auburn, Ala. (Dec. 28, 2010)
Had 15 steals.....	15- by Duke in Auburn, Ala. (Nov. 18, 2010)
Had 10 blocks.....	12- by Tennessee (Jan. 10, 2008)
Failed to make a 3-point field goal.....	Alabama A&M 0-7 in Auburn, Ala. (Dec. 28, 2010)
Attempted 35 free throws.....	36- by Arizona 25-36 (Dec. 19, 2000)
Made 30 free throws.....	30- by Arkansas (Jan. 22, 1995)
Made 10 3-point field goals.....	by South Florida 10 3-point FGs, in Tampa, Fla., (Nov. 22, 2010)
Scored under 50 points in a game.....	George Washington 45 points in Washington, D.C. (Dec. 15, 2010)
Scored 40 points or less.....	36- by Mississippi State (Feb. 21, 2010)
Scored 25 points or less.....	25- by Puerto Rico Mayaguez (Dec. 17, 2000)
Scored 11 points or less.....	11- by Montevallo (1973) and 11- by Jeff Davis (1973)

Last Time an Auburn Opponent's Player...

Scored 30 points.....	33-Andrea Smith of South Florida in Tampa, Fla. (Nov. 22, 2010)
Scored 35 points.....	38-Lindsay Shearer of Kent State in Kent, Ohio (Nov. 20, 2005)
Attempted 25 field goals.....	27- Jantel Lavender (9-27) of Ohio State (Nov. 23, 2008)
Scored 20 points & had 20 rebounds.....	Young of Baylor in the Women's NIT Championship Game, (20 pts./25 rebs.), (Apr. 4, 2003)
Two players scored 20 points.....	by South Carolina, Kelsey Bone (24 pts) & Valerie Nainima (20 pts), (Feb. 4, 2010)
Three players scored 20 points.....	by LSU in Baton Rouge, Chatman (22 pts), Johnson (21 pts) & Lowery (20 pts), (Jan. 12, 1991)
Five players scored in double figures.....	J. Thomas (16 pts), Gray (13 pts), K. Thomas (11 pts), Christmas (10 pts) & Peters (10 pts) of Duke (Nov. 18, 2010)
Six players scored in double figures.....	Smith (15 pts), Bales (14 pts), Foley (11 pts), Williams (10 pts), Currie (10 pts) & Kurz (10 pts) of Duke (Dec. 31, 2004)
Recorded a double-double.....	Danielle Vaughn (10 pts./13 rebs.) of Jacksonville State (Dec. 30, 2010)
Recorded a double-double with points and assists.....	Ceira Ricketts of Arkansas in Fayetteville, Ark., (14 pts/13 rebs/12 assts.), (Jan. 18, 2009)
Recorded a triple-double.....	Ceira Ricketts (14 pts./13 rebs./12 asst.) of Arkansas (Jan. 18, 2009)
Two players recorded a double-double.....	Tasha Humphrey (22 pts/14 rebs) & Angel Robinson (14 pts/11 rebs) of Georgia in Athens, Ga. (Feb. 24, 2008)
Had 15 rebounds.....	15- by Alyssia Brewer of Tennessee (Mar. 7, 2009)
Had 20 rebounds.....	20- Sylvia Fowles of LSU (Jan. 28, 2007)
Had 10 assists.....	10- Shantell Black of Ole Miss (Mar. 6, 2009)
Had 10 blocks.....	Never
Had 5 blocks.....	5- Azania Stewart of Florida (Jan. 7, 2010)
Had 5 steals.....	6- Jence Rhoads of Vanderbilt (Jan. 21, 2010)
Made 15 field goals.....	15- Chamique Holdsclaw (15-21) of Tennessee (Feb. 1, 1998)
Had 15 assists.....	16- Cindy McMahan of Alabama-Huntsville (Nov. 24, 1980)

AUBURN IN THE SEC INDIVIDUAL RANKINGS
(As of Jan. 1, 2010)**Points per Game**

1. Tierney Jenkins (UA).....	17.9
13. Alli Smalley (AU).....	12.6
T23. Blanche Alverson (AU).....	11.2

Rebounds per Game

1. Tierney Jenkins (UA).....	11.2
6. Jordan Greenleaf (AU).....	8.1

Offensive Rebounds per Game

1. Ashley Brown (MSU).....	5.2
3. Jordan Greenleaf (AU).....	4.5

Defensive Rebounds per Game

1. Porsha Phillips (UGA).....	7.5
-------------------------------	-----

Field Goal Percentage

1. Hannah Tuomi (VU).....	.631
---------------------------	------

Three-Point Percentage

1. Keyla Snowden (UK).....	.486
----------------------------	------

Three-Point FG Made per Game

1. Keyla Snowden (UK).....	3.2
T11. Blanche Alverson (AU).....	1.8
13. Alli Smalley (AU).....	1.7

Free Throw Percentage

1. Hannah Tuomi (VU).....	.757
---------------------------	------

Assists per Game

1. Morgan Toles (AU).....	5.3
---------------------------	-----

Steals per Game

1. Victoria Dunlap (UK).....	3.7
13. Jordan Greenleaf (AU).....	1.8

Blocked Shots per Game

1. Victoria Dunlap (UK).....	2.0
9. Jordan Greenleaf (AU).....	1.4

Assist-to-Turnover Ratio

1. Morgan Toles (AU).....	3.5
---------------------------	-----

AUBURN IN THE SEC TEAM RANKINGS

Scoring Offense.....	8th (66.4)
Scoring Defense.....	9th (62.1)
Scoring Margin.....	10th (+4.3)
Free Throw Percentage.....	9th (.630)
Field Goal Percentage.....	10th (.388)
3-Point FG Percentage.....	7th (.314)
Field Goal Percentage Defense.....	11th (.413)
3-Point FG Percentage Defense.....	12th (.379)
Rebounding Offense.....	10th (39.0)
Rebounding Defense.....	7th (37.8)
Rebounding Margin.....	11th (+1.2)
Blocked Shots.....	16th (4.2)
Assists.....	8th (13.4)
Steals.....	4th (10.5)
Turnover Margin.....	4th (+5.5)
Assist/Turnover Ratio.....	5th (0.9)
Offensive Rebounds.....	3rd (17.5)
Defensive Rebounds.....	11th (21.5)
Three-Point FG Made.....	T11th (4.1)

2010-11 Starting Lineups

	Guard (1)	Guard (2)	Guard/Forward (3)	Forward (4)	Forward/Center (5)
MERCER	Morgan Toles	Alli Smalley	Parrisha Simmons	Blanche Alverson	Jordan Greenleaf
FLORIDA STATE	Morgan Toles	Alli Smalley	Parrisha Simmons	Blanche Alverson	Jordan Greenleaf
DUKE	Morgan Toles	Alli Smalley	Parrisha Simmons	Blanche Alverson	Jordan Greenleaf
at South Florida	Morgan Toles	Alli Smalley	Parrisha Simmons	Blanche Alverson	Jordan Greenleaf
vs. Sacred Heart	Morgan Toles	Alli Smalley	Blanche Alverson	Chantel Hilliard	Jordan Greenleaf
vs. Seton Hall	Alli Smalley	Courtney Strain	Tyrese Tanner	Blanche Alverson	Jordan Greenleaf
SOUTH ALABAMA	Morgan Jennings	Alli Smalley	Tyrese Tanner	Blanche Alverson	Jordan Greenleaf
TEMPLE	Morgan Jennings	Alli Smalley	Tyrese Tanner	Blanche Alverson	Jordan Greenleaf
at George Washington	Morgan Toles	Alli Smalley	Parrisha Simmons	Blanche Alverson	Jordan Greenleaf
vs. Purdue	Morgan Toles	Alli Smalley	Parrisha Simmons	Blanche Alverson	Jordan Greenleaf
at Chicago State	Morgan Toles	Alli Smalley	Parrisha Simmons	Blanche Alverson	Jordan Greenleaf
ALABAMA A&M	Morgan Toles	Alli Smalley	Parrisha Simmons	Blanche Alverson	Jordan Greenleaf
JACKSONVILLE STATE	Morgan Toles	Alli Smalley	Parrisha Simmons	Blanche Alverson	Jordan Greenleaf

Record by Starting Lineup

Smalley, Strain, Tanner, Alverson, Greenleaf	1-0 (1.000)
Toles, Smalley, Simmons, Alverson, Greenleaf	5-4 (.556)
Jennings, Smalley, Tanner, Alverson, Greenleaf	1-1 (.500)
Toles, Smalley, Alverson, Hilliard, Greenleaf	0-1 (.000)

Game-by-Game Leaders

	Points	Rebounds	Assists	Steals	Blocked Shots
MERCER	16-Smalley/Greenleaf	12-Greenleaf	6-Toles	3-Greenleaf/Jennings	2-Williams
FLORIDA STATE	16-Alverson	9-Greenleaf	7-Toles	3-Three tied	2-Greenleaf/Williams
DUKE	12-Smalley/Toles	7-Alverson	5-Toles	2-Toles/Simmons	None
at South Florida	16-Hilliard	10-Greenleaf	5-Toles/Tanner	1-Greenleaf	1-Greenleaf/Tanner
vs. Sacred Heart	12-Smalley	7-Greenleaf	4-Greenleaf	3-Tanner	1-Greenleaf
vs. Seton Hall	15-Smalley	7-Williams	4-Smalley/Toles	4-Toles	2-Williams
SOUTH ALABAMA	15-Smalley	9-Greenleaf	5-Toles	3-Greenleaf	2-Greenleaf/Tanner
TEMPLE	22-Smalley	12-Greenleaf	4-Greenleaf/Toles	3-Smalley	2-Greenleaf
at George Washington	16-Alverson	11-Greenleaf	7-Toles	3-Jennings	4-Greenleaf
vs. Purdue	18-Smalley	5-Williams	5-Toles	3-Greenleaf	1-four tied
at Chicago State	15-Tanner	12-Greenleaf	7-Toles	3-Greenleaf/Smalley	2-Williams
ALABAMA A&M	15-Greenleaf	7-Toles/Alverson	6-Toles	4-Jennings	3-Alverson/Greenleaf
JACKSONVILLE STATE	17-Alverson	8-Alverson/Williams	10-Toles	4-Smalley	2-Alverson/Williams

Scoring Breakdown

(Percentage of total points in parentheses)

Opponent	Front Court	Back Court	Sr.	Jr.	So.	Fr.	Starters	Bench
MERCER	47 (59.5)	32 (40.5)	32	11	17	19	46 (58.2)	33 (41.8)
FLORIDA STATE	36 (59.0)	25 (41.0)	21	2	31	7	54 (88.5)	7 (11.5)
DUKE	23 (37.1)	39 (62.9)	20	13	23	6	45 (72.6)	17 (27.4)
at South Florida	39 (79.6)	10 (20.4)	17	17	11	4	28 (57.1)	21 (42.9)
vs. Sacred Heart	9 (17.0)	44 (83.0)	16	14	10	13	31 (58.5)	22 (41.5)
vs. Seton Hall	31 (36.4)	54 (63.5)	17	22	25	21	38 (44.7)	47 (55.3)
SOUTH ALABAMA	36 (48.0)	39 (52.0)	26	14	17	18	42 (56.0)	33 (44.0)
TEMPLE	29 (47.5)	32 (52.5)	31	20	10	0	49 (80.3)	12 (19.7)
at George Washington	16 (30.8)	36 (69.2)	17	10	19	6	38 (73.1)	14 (26.9)
vs. Purdue	6 (10.7)	50 (89.3)	18	11	16	11	40 (71.4)	16 (28.6)
at Chicago State	17 (25.4)	50 (74.6)	12	11	27	17	42 (62.7)	25 (37.3)
ALABAMA A&M	41 (48.8)	43 (51.2)	27	23	25	9	57 (67.9)	27 (32.1)
JACKSONVILLE STATE	30 (38.0)	49 (62.0)	26	6	27	20	55 (69.6)	24 (30.4)

Lead-Deficit Comparison

Opponent	Largest Lead	Largest Deficit	Lead Changes	Ties	Result
MERCER	24 (2nd, 15:38)	2 (1st, 19:13)	3	1	W, 79-61
FLORIDA STATE	9 (2nd, 19:36)	10 (1st, 9:55)	9	4	L, 61-67
DUKE	5 (1st, 18:03)	16 (2nd, 3:36)	7	3	L, 62-75
at South Florida	---	19 (1st, 12:01)	0	0	L, 49-67
vs. Sacred Heart	3 (1st, 17:18)	32 (2nd, 9:27)	2	1	L, 53-65
vs. Seton Hall	42 (2nd, 2:58)	1 (1st, 18:57)	2	0	W, 85-51
SOUTH ALABAMA	11 (1st, 0:03)	3 (1st, 10:03)	8	7	W, 75-70
TEMPLE	7 (2nd, 6:27)	10 (1st, 13:26)	4	6	L, 61-62
at George Washington	16 (2nd, 6:59)	1 (1st, 10:53)	2	2	W, 52-45
vs. Purdue	2 (1st, 19:14)	25 (2nd, 8:12)	5	1	L, 56-76
at Chicago State	5 (1st, 16:13)	8 (1st, 0:14)	8	7	W, 67-63
ALABAMA A&M	39 (2nd, 4:45)	---	0	0	W, 84-45
JACKSONVILLE STATE	25 (2nd, 7:25)	2 (1st, 7:42)	2	2	W, 79-60

Specialty Statistics (Auburn-Opponent)

Opponent	Bench Points	Points in the Paint	Points off Turnovers	Second Chance Points	Fast Break Points
MERCER	33-12	36-10	27-8	23-18	9-2
FLORIDA STATE	7-15	22-32	29-16	11-18	2-0
DUKE	17-33	10-48	16-25	5-8	2-8
at South Florida	21-10	28-22	7-7	19-9	0-4
vs. Sacred Heart	22-14	26-26	22-21	7-9	8-8
vs. Seton Hall	47-25	40-14	36-7	12-15	10-2
SOUTH ALABAMA	33-14	32-30	17-7	16-10	8-4
TEMPLE	12-8	26-22	18-15	20-10	2-4
at George Washington	14-12	22-22	15-8	17-7	6-10
vs. Purdue	15-11	18-34	17-20	7-11	4-10
at Chicago State	25-17	32-26	13-12	13-6	12-4
ALABAMA A&M	27-23	44-24	39-18	17-7	12-0
JACKSONVILLE STATE	24-6	34-32	24-17	11-16	10-2

Comparison Statistics (Auburn/Opponent)

Opponent	1st	2nd	Score	Mar	Total FG	FG Pct	3-Pointers	3FG Pct	Free Throws	FT Pct	Reb.	Mar	Assist	TO	Bk	Stl	Fouls
MERCER	40/20	39/41	79-61	+18	28- 72 /21-62	.389/.339	6- 20 /9-23	.300/.391	17-27/10-17	.630/.588	52 /41	+11	18/11	13/19	6/2	15/4	17/17
FLORIDA STATE	30/23	31/44	61-67	(6)	25-66/22-53	.379/.415	4-10/5-15	.400/.333	7-13/18-22	.538/.818	29/47	(18)	12/10	17/ 29	6/2	12/6	19/18
DUKE	29/39	33/36	62-75	(13)	20-50/30-60	.400/.500	6-17/4-18	.353/.222	16-24/11-13	.667/.846	31/ 31	-	13/10	21/17	0/5	8/15	17/19
at South Florida	24/36	25/31	49-67	(18)	18-62/26-49	.290/.531	2-13/10-19	.154/.526	11-17/5-9	.647/. 556	39/35	+4	9/21	10/11	2/7	1/4	16/15
vs. Sacred Heart	18/38	35/27	53-65	(12)	20-64/24- 47	.313/.511	2-12/8-17	.167/.471	11-23/9-14	.478/.643	34/42	(8)	8/9	15/27	1/3	9/7	12/19
vs. Seton Hall	42/28	43/23	85 -51	+34	34 -64/16-51	.531 /.314	4-12/7-18	.333/.389	13-24/12-18	.542/.667	36/38	(2)	16/7	17/31	2/ 1	12/6	18/22
SOUTH ALABAMA	42/31	33/39	75-70	+5	27-62/27-53	.435/.509	2-7/7-12	.286/.583	19-28/9-13	.679/.692	33/36	(3)	13/14	9 /17	6/2	9 /0	19/20
TEMPLE	33/33	28/29	61-62	(1)	20-59/23-59	.339/.390	6-14/8-21	.429/.381	15-23/8-12	.652/.667	42/39	+3	13/11	15/14	3/4	5/6	15/22
at GWU	25/ 15	27/30	52- 45	+7	19-64/18-54	.297/.333	6-13/3-13	.462 /.231	8-16/6-6	.500/1.000	49/36	+13	14/12	11/15	7/6	9/6	10 /17
vs. Purdue	29/40	27/36	56-76	(20)	19-62/24-48	.306/.500	7 -16/5-13	.438/.385	11-17/23-28	.647/.821	33/42	(9)	8/12	15/19	4/5	11/7	21/19
at Chicago State	24/32	43/31	67-63	+4	22-61/21-54	.361/.389	2-10/5-8	.200/.625	21-32 /16-25	.656/.640	42/39	+3	10/16	11/15	3/3	9/6	20/ 25
ALABAMA A&M	43 /19	41/ 26	84- 45	+39	33-70/ 15 -52	.471/. 288	2-10/ 0-7	.200/. 000	16-20/15-21	.800 /.714	49/ 31	+18	17/9	21/ 29	8 /1	18 /9	17/17
JACKSONVILLE ST.	34/29	45 /31	79-60	+19	34 -67/25-65	.507/.385	4-15/6-19	.267/.316	7-9/ 4-5	.778/.800	38-35	+3	23 /8	15/19	7/ 1	14/7	12/12

AUBURN IN THE NCAA INDIVIDUAL RANKINGS
(Through Games as of Dec. 12, 2010)**Points per Game**

1. Elena Delle Donne (Delaware) 26.2

Rebounds per GameT1. Courtney Hurt (Virginia Commonwealth) 13.0
T1. Kylie Kuhns (Sacramento State) 13.0
115. Jordan Greenleaf (Auburn) 8.4**Field Goal Percentage**

1. Carolyn Swords (Boston College)767

Three-Point Percentage

1. Zhaque Gray (Pennsylvania State)526

Three-Point FG Made per Game

1. Anna Bowers (Lipscomb) 3.9

Free Throw Percentage

1. Lauren Prochaska (Bowling Green)987

Assists per Game1. Courtney Vandersloot (Gonzaga) 9.6
109. Morgan Toles (Auburn) 4.3**Steals per Game**

1. Demetria Frank (Bethune-Cookman) 5.0

Blocked Shots per GameT1. Brittney Griner (Baylor) 5.2
T1. Louella Tomlinson (St. Mary's) 5.2
206. Jassany Williams (Auburn) 1.1**Assist-to-Turnover Ratio**1. Cetera DaGraffenreid (North Carolina) 6.89
23. Morgan Toles (Auburn) 2.43**AUBURN IN THE NCAA TEAM RANKINGS**
(Out of 333 teams)Scoring Offense 134th (65.6)
National Leader: Boston College (90.5)Scoring Defense 189th (64.8)
National Leader: Connecticut (44.3)Scoring Margin 164th (+0.9)
National Leader: Connecticut (+38.6)Rebound Margin 213th (-1.6)
National Leader: Syracuse (+19.9)Field Goal Percentage 191st (.385)
National Leader: Boston College (.514)Field Goal Percentage Defense 301st (.435)
National Leader: Syracuse (.290)Free Throw Percentage 291st (.609)
National Leader: Bowling Green (.849)Three-Point Field Goal Percentage 178th (.305)
National Leader: Pennsylvania State (.476)Three-Point Field Goal Percentage Defense 327th (.406)
National Leader: Maryland-Eastern Shore (.154)Three-Point Field Goal Made 263rd (4.0)
National Leader: Samford (9.0)Assists per Game 177th (12.8)
National Leader: Connecticut (21.2)Blocked Shots per Game 146th (3.3)
National Leader: North Carolina (7.7)Steals per Game 151st (8.9)
National Leader: Notre Dame (15.6)Turnovers per Game 19th (14.6)
National Leader: Marist (10.8)Personal Fouls per Game 101st (16.6)
National Leader: Connecticut (11.6)Assist/Turnover Ratio 68th (0.87)
National Leader: Connecticut (1.68)Turnover Margin 22nd (+6.0)
National Leader: North Carolina (+10.5)**2009-10 Auburn Superlatives...****First Half**Most points scored in the first half 43, vs. Alabama A&M (12-28-10)
Fewest points scored in the first half 18, vs. Sacred Heart (11-26-10)
Fewest points allowed in the first half 15, at George Washington (12-15-10)
Most points allowed in the first half 40, vs. Purdue (12-18-10)
Best FG % in the first half545, vs. Seton Hall (11-27-10)
Worst FG % in the first half222, at South Florida (11-22-10)
Best FG % by an opponent in the first half619, at South Florida (11-22-10)
Worst FG % by an opponent in the first half179, at George Washington (12-15-10)
Most rebounds in the first half 31, at George Washington (12-15-10)
Fewest rebounds in the first half 15, vs. Duke (11-18-10)
Most rebounds by an opponent in the first half 22, vs. Florida State (11-15-10)
Fewest rebounds by an opponent in the first half 15, at South Florida (11-22-10)**Second Half**Most points scored in the second half 45, vs. Jacksonville State (12-30-10)
Fewest points scored in the second half 25, at South Florida (11-22-10)
Fewest points allowed in the second half 23, vs. Seton Hall (11-27-10)
Most points allowed in the second half 44, vs. Florida State (11-15-10)
Best FG % in the second half606, vs. Jacksonville State (12-30-10)
Worst FG % in the second half269, vs. Temple (12-4-10)
Best FG % by an opponent in the second half571, vs. South Alabama (12-2-10)
Worst FG % by an opponent in the second half208, vs. Seton Hall (11-27-10)
Most rebounds in the second half 26, vs. Mercer (11-12-10)
Fewest rebounds in the second half 11, vs. Florida State (11-15-10)
Most rebounds by an opponent in the second half 25, vs. Florida State (11-15-10)
Fewest rebounds by an opponent in the second half 15, vs. Duke (11-18-10) and Alabama A&M (12-28-10)**Game**Most points scored 85, vs. Seton Hall (11-27-10)
Fewest points scored 49, at South Florida (11-22-10)
Most points allowed 76, vs. Purdue (12-18-10)
Fewest points allowed 45, at George Washington (12-15-10) and Alabama A&M (12-28-10)
Best FG %531, vs. Seton Hall (11-27-10)
Worst FG %290, at South Florida (11-22-10)
Best FG % by an opponent531, at South Florida (11-22-10)
Worst FG % by an opponent288, vs. Alabama A&M (12-28-10)
Most rebounds 52, vs. Mercer (11-12-10)
Fewest rebounds 29, vs. Florida State (11-15-10)
Most rebounds by an opponent 47, vs. Florida State (11-15-10)
Fewest rebounds by an opponent 31, vs. Duke (11-18-10) and Alabama A&M (12-28-10)**Miscellaneous**Largest margin of victory 39, vs. Alabama A&M (12-28-10)
Smallest margin of victory 5, vs. South Alabama (12-2-10)
Largest margin of defeat 20, vs. Purdue (12-18-10)
Smallest margin of defeat 1, vs. Temple (12-4-10)
Largest halftime lead 24, vs. Alabama A&M (12-28-10)
Smallest halftime lead 5, vs. Jacksonville State (12-30-10)
Last time tied at halftime vs. Temple (12-4-10)
Largest halftime deficit 20, vs. Sacred Heart (11-26-10)
Smallest halftime deficit 10, vs. Duke (11-18-10)
Largest rebounding margin 18, vs. Alabama A&M (12-28-10)
Smallest rebounding margin 2, vs. Seton Hall (11-27-10)
Last time tied in rebounding vs. Duke (11-18-10)
Opponent's largest rebounding margin 18, vs. Florida State (11-15-10)
Opponents smallest rebounding margin 8, vs. Sacred Heart (11-26-10)

2010-11 Auburn Individual Highs...**First Half**

Points.....	13, Alli Smalley vs. Temple (12-4-10)
Field Goals Made.....	5, Alli Smalley vs. Temple (12-4-10)
Field Goal Attempts.....	11, Alli Smalley vs. Alabama A&M (12-28-10)
Field Goal Percentage.....	.800 (4-of-5), Jassany Williams vs. South Alabama (12-2-10)
3-Point Field Goals Made.....	3, Blanche Alverson on two occasions
3-Point Field Goal Attempts.....	7, Blanche Alverson vs. Mercer (11-12-10)
3-Point Field Goal Percentage.....	.667 (2-of-3), on three occasions
Free Throws Made.....	5, Parrisha Simmons vs. South Alabama (12-2-10)
Free Throws Attempted.....	6, Parrisha Simmons vs. South Alabama (12-2-10)
Free Throw Percentage.....	1.000 (2-of-2), on 11 occasions
Rebounds.....	8, Jordan Greenleaf at George Washington (12-15-10)
Assists.....	6, Morgan Toles vs. Jacksonville State (12-30-10)
Blocked Shots.....	3, Jordan Greenleaf vs. Alabama A&M (12-28-10)
Steals.....	3, on four occasions

Second Half

Points.....	16, Jordan Greenleaf vs. Mercer (11-12-10)
Field Goals Made.....	6, Jordan Greenleaf vs. Mercer (11-12-10)
Field Goal Attempts.....	10, Williams vs. Mercer (11-12-10) and Smalley at GW (12-15-10)
Field Goal Percentage.....	.800 (4-of-5), Greenleaf at USF (11-22-10) and Tanner at CSU (12-21-10)
3-Point Field Goals Made.....	3, Alli Smalley at George Washington (12-15-10)
3-Point Field Goal Attempts.....	5, Alli Smalley at George Washington (12-15-10)
3-Point Field Goal Percentage.....	.667 (2-of-3), Alli Smalley vs. Purdue (12-18-10)
Free Throws Made.....	4, on five occasions
Free Throws Attempted.....	6, Alli Smalley vs. Temple (12-4-10)
Free Throw Percentage.....	1.000, on four occasions
Rebounds.....	10, Jordan Greenleaf vs. Mercer (11-12-10)
Assists.....	5, Morgan Toles vs. Alabama A&M (12-28-10)
Blocked Shots.....	2, on four occasions
Steals.....	3, on three occasions

Game

Points.....	22, Alli Smalley vs. Temple (12-4-10)
Field Goals Made.....	7, on six occasions
Field Goal Attempts.....	17, Alli Smalley vs. Temple (12-4-10)
Field Goal Percentage.....	.857 (6-of-7), Jordan Greenleaf vs. Alabama A&M (11-22-10)
3-Point Field Goals Made.....	4, Smalley at George Washington (12-15-10) and vs. Purdue (12-18-10)
3-Point Field Goal Attempts.....	9, Blanche Alverson vs. Mercer (11-12-10)
3-Point Field Goal Percentage.....	.750 (3-of-4), Alli Smalley vs. Seton Hall (11-27-10)
Free Throws Made.....	6, Tyrese Tanner at Chicago State (12-21-10)
Free Throws Attempted.....	6, on three occasions
Free Throw Percentage.....	1.000, on three occasions
Rebounds.....	12, Greenleaf vs. Mercer (11-12-10), vs. Temple (12-4-10) and at CSU (12-21-10)
Assists.....	10, Morgan Toles vs. Jacksonville State (12-30-10)
Blocked Shots.....	4, Jordan Greenleaf at George Washington (12-15-10)
Steals.....	4, on three occasions

Minimums: FG % (min. 5 attempts), 3FG % (min. 3 attempts), FT % (min 3 attempts)

2010-11 Opponent Individual Highs...**First Half**

Points.....	20, Andrea Smith of South Florida (11-22-10)
Field Goals Made.....	7, Andrea Smith of South Florida (11-22-10)
Field Goal Attempts.....	11, Andrea Smith of South Florida (11-22-10)
Field Goal Percentage.....	.833 (5-of-6), Haley Peters of Duke (11-18-10)
3-Point Field Goals Made.....	5, Andrea Smith of South Florida (11-22-10)
3-Point Field Goal Attempts.....	7, Andrea Smith of South Florida (11-22-10)
3-Point Field Goal Percentage.....	.714 (5-of-7), Andrea Smith of South Florida (11-22-10)
Free Throws Made.....	5, Whiquita Tobar of Alabama A&M (12-28-10)
Free Throws Attempted.....	7, Whiquita Tobar of Alabama A&M (12-28-10)
Free Throw Percentage.....	1.000 (3-of-3), Brittany Rayburn of Purdue (12-18-10)
Rebounds.....	8, Danielle Vaughn of Jacksonville State (12-30-10)
Assists.....	3, on three occasions
Blocked Shots.....	3, Porche Grant of South Florida (11-22-10)
Steals.....	3, Shey Peddy of Temple (12-4-10)

Second Half

Points.....	20, Briana Williams of Mercer (11-12-10)
Field Goals Made.....	7, Briana Williams of Mercer (11-12-10)
Field Goal Attempts.....	12, Briana Williams of Mercer (11-12-10)
Field Goal Percentage.....	.800 (4-of-5), Krystal Thomas of Duke (11-18-10)
3-Point Field Goals Made.....	5, Briana Williams of Mercer (11-12-10)
3-Point Field Goal Attempts.....	8, Briana Williams of Mercer (11-12-10)
3-Point Field Goal Percentage.....	.667 (2-of-3), on two occasions
Free Throws Made.....	9, Alexa Deluzio of Florida State (11-15-10)
Free Throws Attempted.....	9, Alexa Deluzio of Florida State (11-15-10)
Free Throw Percentage.....	1.000, on three occasions
Rebounds.....	7, Tajay Ashmeade of Seton Hall (11-27-10)
Assists.....	5, Sharnea Boykin of Mercer (11-12-10)
Blocked Shots.....	2, Ivy Abiona of George Washington (12-15-10)
Steals.....	3, Jasmine Thomas of Duke (11-18-10)

Game

Points.....	33, Andrea Smith of South Florida (11-22-10)
Field Goals Made.....	12, Andrea Smith of South Florida (11-22-10)
Field Goal Attempts.....	22, Andrea Smith of South Florida (11-22-10)
Field Goal Percentage.....	.667 (6-of-9), Natasha Howard of Florida State (11-15-10)
3-Point Field Goals Made.....	8, Andrea Smith of South Florida (11-22-10)
3-Point Field Goal Attempts.....	13, Andrea Smith of South Florida (11-22-10)
3-Point Field Goal Percentage.....	.750 (3-of-4), Shey Peddy of Temple (12-4-10)
Free Throws Made.....	9, Alexa Deluzio of Florida State (11-15-10)
Free Throws Attempted.....	10, Tressa Beckel of Chicago State (12-21-10)
Free Throw Percentage.....	1.000 (9-of-9), Alexa Deluzio of Florida State (11-15-10)
Rebounds.....	13, Danielle Vaughn of Jacksonville State (12-30-10)
Assists.....	7, Kaneisha Saunders of South Florida (11-22-10)
Blocked Shots.....	4, Porche Grant of South Florida (11-22-10)
Steals.....	4, Alex Guyton of Purdue (12-18-10)

Minimums: FG % (min. 5 attempts), 3FG % (min. 3 attempts), FT % (min 3 attempts)

Auburn Career Records

Games Played

Rk	Player	Years	G
1	Ruthie Bolton	85-89	132
	Linda Godby	86-90	132
3	Vickie Orr	85-89	131
4	Kendall Mago	88-92	130
5	Sharon Stewart	84-88	129
	Sherell Hobbs	05-09	129
7	Mae Ola Bolton	84-88	128
8	DeWanna Bonner	05-09	126
9	Lori Monroe	79-83	124
10	Charlene Thomas	83-87	123
	Chantel Tremittiere	87-91	123
--	Jordan Greenleaf	06-pres.	114
--	Alli Smalley	07-pres.	110

Games Started

Rk	Player	Years	GS
1	Vickie Orr	85-89	128
2	DeWanna Bonner	05-09	126
3	Debra Larkin	81-85	119
4	Kristen Mulligan	92-96	118
	Le'Coe Willingham	99-04	118
6	Tiffany Krantz	96-00	116
7	Helene Baroody	83-87	110
8	Samantha Williams	91-96	108
9	Becky Jackson	80-84	107
10	Sherell Hobbs	05-09	103
	Jordan Greenleaf	06-pres.	103
--	Alli Smalley	07-pres.	97

Field Goals

Rk	Player	Years	FG
1	Becky Jackson	80-84	864
2	Vickie Orr	85-89	864
3	Marianne Merritt	75-79	837
4	DeWanna Bonner	05-09	744
5	Angie Hannah	79-82	735
6	Mae Ola Bolton	84-88	697
7	Carolyn Jones	88-91	645
8	Natasha Brackett	01-05	641
9	Linda Godby	86-90	590
10	Lori Monroe	79-83	562

Field Goal Attempts

Rk	Player	Years	FGA
1	Marianne Merritt	75-79	1,795
2	DeWanna Bonner	05-09	1,633
3	Vickie Orr	85-89	1,528
4	Natasha Brackett	01-05	1,514
5	Becky Jackson	80-84	1,435
6	Angie Hannah	79-82	1,396
7	Mae Ola Bolton	84-88	1,371
8	Carolyn Jones	88-91	1,353
9	Alli Smalley	07-pres.	1,253
10	Lori Monroe	79-83	1,242

Field Goal PCT. (200 att.)

Rk	Player	Years	PCT
1	Becky Jackson	80-84	.602 (864-1435)
2	Consweila Sparrow	97-00	.590 (451-764)
3	Vickie Orr	85-89	.565 (864-1528)
4	KeKe Carrier	05-10	.555 (417-751)
5	Lindy Godby	86-90	.550 (590-1072)
6	Sharon Stewart	84-88	.543 (458-843)
7	Charlene Thomas	83-87	.536 (428-799)
8	Angie Hannah	79-82	.527 (735-1396)
9	C. C. Hayden	89-92	.526 (533-1013)
	Le'Coe Willingham	99-04	.526 (552-1050)

3-Point Field Goals

Rk	Player	Years	3FG
1	Alli Smalley	07-pres.	194
2	Tiffany Krantz	96-00	184
3	Natasha Brackett	01-05	171
4	Samantha Williams	92-96	161
5	Kristen Mulligan	92-96	149
6	Carolyn Jones	88-91	103
7	Shana Askew	97-01	94
8	Tamela McCorvey	06-08	90
9	Lynn Stevenson	87-91	83
10	DeWanna Bonner	0509	74

3-Point Field Goal Attempts

Rk	Player	Years	ATT
1	Alli Smalley	07-pres.	570
2	Natasha Brackett	01-05	545
3	Tiffany Krantz	96-00	520
4	Samantha Williams	92-96	500
5	Kristen Mulligan	92-96	370
6	Shana Askew	97-01	332
7	Nitasha Brown	02-06	271
8	Tamela McCorvey	06-08	270
9	Carolyn Jones	88-91	248
10	DeWanna Bonner	05-09	244

3-Point Field Goals Pct. (100 Att.)

Rk	Player	Years	Pct.
1	Carolyn Jones	88-91	.415 (103-248)
2	Kristen Mulligan	92-96	.403 (149-370)
3	Suzette Sargeant	90-92	.388 (57-147)
4	Lynn Stevenson	86-91	.376 (83-221)
5	LaRita Spencer	99-01	.364 (59-162)
6	Louise Emeagi	02-05	.359 (78-217)
7	Tiffany Krantz	96-00	.354 (184-520)
8	Alli Smalley	07-pres.	.340 (194-570)
9	Joanna Clayden	05-07	.337 (62-184)
10	Tamela McCorvey	06-08	.333 (90-270)

Free Throws

Rk	Player	Years	FT
1	DeWanna Bonner	05-09	600
2	Carolyn Jones	88-91	438
3	Consweila Sparrow	97-00	346
	Le'Coe Willingham	99-04	346
5	Becky Jackson	80-84	340
6	Vickie Orr	85-89	307
	Marianne Merritt	75-79	305
8	Tasha Hamilton	97-01	296
9	Lori Monroe	79-83	291
10	Debra Larkin	81-85	278

Free Throw Attempts

Rk	Player	Years	FT
1	DeWanna Bonner	05-09	755
2	Carolyn Jones	88-91	541
3	Becky Jackson	80-84	520
4	Consweila Sparrow	97-00	491
5	Marianna Merritt	75-79	488
6	Le'Coe Willingham	99-04	487
7	Lori Monroe	79-83	453
8	Tasha Hamilton	97-01	441
9	Vickie Orr	85-89	433
10	Sharon Stewart	84-88	385

Free Throw Pct. (150 Att.)

Rk	Player	Years	Pct.
1	Carolyn Jones	88-91	.810 (438-541)
2	Kristen Mulligan	92-96	.796 (191-240)
3	DeWanna Bonner	05-09	.795 (600-777)
4	Laticia Morris	95-97	.787 (233-296)
5	Whitney Boddie	05-09	.777 (219-282)
6	Linda Godby	86-90	.774 (185-239)
7	Brenda Hill	82-83	.768 (208-271)
8	Helene Baroody	83-87	.767 (155-202)
9	Patrena Scruggs	87-89	.749 (128-171)
10	Tonia Trail	93-97	.741 (172-232)

Scoring Average (30 games)

Rk	Player	Years	PPG
1	Marianne Merritt	75-79	20.4
2	Carolyn Jones	88-91	18.3
3	Becky Jackson	80-84	17.8
4	DeWanna Bonner	05-09	17.2
5	Vickie Orr	85-89	15.5
6	Consweila Sparrow	97-00	14.5
7	Natasha Brackett	01-05	14.0
8	C.C. Hayden	89-92	13.6
9	Angie Hannah	78-82	13.3
	Brenda Hill	81-85	13.3

Auburn Career Records

Points			
Rk	Player	Years	Points
1	DeWanna Bonner	05-09	2,162
2	Becky Jackson	80-84	2,068
3	Vickie Orr	85-89	2,035
4	Marianne Merritt	75-79	1,979
5	Carolyn Jones	88-91	1,831
6	Natasha Brackett	01-05	1,716
7	Mae Ola Bolton	84-88	1,616
8	Angie Hannah	78-82	1,583
9	Le'Coe Willingham	99-00, 01-03	1,475
10	Lori Monroe	79-83	1,415
11	Tasha Hamilton	97-01	1,402
12	Sherell Hobbs	05-09	1,372
13	Alli Smalley	07-pres	1,371
14	Linda Godby	86-90	1,365
15	Debra Larkin	81-85	1,310
16	C. C. Hayden	89-92	1,306
17	Conswella Sparrow	97-00	1,249
18	Brenda Hill	81-85	1,222
19	M. Morehouse	92-96	1,191
20	Lauretta Freeman	89-93	1,188
21	Sharon Stewart	84-88	1,184
22	Ruthie Bolton	85-89	1,176
23	Tiffany Krantz	96-00	1,136
24	Samantha Williams	92-96	1,106
25	KeKe Carrier	05-10	1,017
26	Helene Baroody	83-87	1,011
27	Tara Williams	95-97	988
28	Diann McNeil	84-88	982
29	Laticia Morris	95-97	971
30	Charlene Thomas	83-87	963

Rebounds			
Rk	Player	Years	Points
1	Becky Jackson	80-84	1,118
2	DeWanna Bonner	05-09	1,047
3	Lori Monroe	79-83	1,015
4	Vickie Orr	85-89	1,006
5	Lauretta Freeman	89-93	976
6	Marianne Merritt	75-79	972
7	Le'Coe Willingham	99-00, 01-03	927
8	M. Morehouse	92-96	792
9	Charlene Thomas	84-87	761
10	Sharon Stewart	84-88	757
11	C.C. Hayden	89-92	749
	Kendall Mago	88-92	749
13	Jordan Greenleaf	06-pres	695
14	Tasha Hamilton	97-01	663
15	Mae Ola Bolton	84-88	653
16	Marita Payne	02-06	630
17	Sherell Hobbs	05-09	612
18	Brenda Hill	82-85	604
19	KeKe Carrier	05-10	600
20	Angie Hannah	78-82	588

Rebounding Average (30 games)			
Rk	Player	Years	RPG
1	Marianne Merritt	75-79	10.0
2	Becky Jackson	80-84	9.6
3	DeWanna Bonner	05-09	8.3
4	Lauretta Freeman	89-93	8.0
5	Lori Monroe	79-83	7.9
6	C.C. Hayden	89-92	7.8
7	Vickie Orr	85-89	7.7
	Le'Coe Willingham	99-00, 01-03	7.7
9	Mae Ola Bolton	84-88	6.8
10	M. Morehouse	92-96	6.8

Assists			
Rk	Player	Years	AST
1	Whitney Boddie	05-09	603
2	Renae Halbrooks	78-82	593
3	Helene Baroody	83-87	587
4	Kristen Mulligan	92-96	551
5	Ruthie Bolton	85-89	526
6	Martha Monk	79-81	525
7	Chantel Tremitiere	87-91	490
8	Tiffany Krantz	96-00	414
9	Debra Larkin	81-85	386
10	Samantha Williams	91-96	323

Assist Average (30 games)			
Rk	Player	Years	APG
1	Martha Monk	79-81	8.3
2	Whitney Boddie	05-09	5.9
3	Renae Halbrooks	78-82	5.5
4	Helene Baroody	83-87	5.1
5	Kristen Mulligan	92-96	4.7
	Morgan Toles	09-pres	4.7
7	Ruthie Bolton	85-89	4.0
8	Chantel Tremitiere	87-91	4.0
9	LaRita Spencer	99-01	3.6
10	Tiffany Krantz	96-00	3.5
11	Debra Larkin	81-85	3.2

Blocks			
Rk	Player	Years	BLK
1	Marita Payne	02-06	377
2	KeKe Carrier	05-present	216
3	Linda Godby	86-90	199
4	Vickie Orr	85-89	191
5	Lori Monroe	79-83	141
6	DeWanna Bonner	05-09	139
7	Jordan Greenleaf	06-pres	130
8	Brenda Hill	81-85	126
9	Becky Jackson	80-84	120
10	Lauretta Freeman	89-93	114



Nell FORTNER

Head Coach

Seventh Season

Jackson, Miss • Texas, 1981

- Coached Auburn to its first SEC title in 20 years during 2008-09 season
- Produced Auburn's first SEC Player of the Year since 1988 in DeWanna Bonner
- Has an overall record of 140-90 for a .609 winning percentage
- Sports a 697-241 (.743) record as a head coach, assistant coach and player at all levels (college, professional, international)
- Coached teams to 11 NCAA Tournament appearances, eight as an assistant coach and three as a head coach
- 2000 USA Basketball Coach of the Year
- 1997 and 2009 Basketball Times National Coach of the Year
- 2009 Russell Athletic/WBCA Region III Coach of the Year
- 1997 Big Ten Coach of the Year
- 2009 SEC Coach of the Year
- Led the U.S. National Team to a gold medal in the 2000 Olympics
- Coached 10 different U.S. squads to a 101-14 (.878) record
- Served as an assistant coach for the U.S. National Team that won a gold medal at the 1996 Olympics
- Coached three players to State Farm/WBCA All-America honors
- Coached eight players to 10 all-conference honors
- Coached Auburn to three straight 20-win seasons, including a 30-win season in 2009 - Auburn's first in 20 years
- Produced two WNBA draft picks (DeWanna Bonner and Whitney Boddie) out of her first recruiting class at Auburn
- Spent three years as Head Coach and General Manager of the WNBA's Indiana Fever, leading the team to the playoffs in her second season
- As an assistant coach at Louisiana Tech, helped the team to the Elite Eight in 1993 and the National Championship game in 1994
- Spent four years as a studio analyst with ESPN (2001-04, 2005 WNBA Playoffs)

All-time record as player and coach at all levels:	697-241 (.743)	29 years
Record as a WNBA coach:	42-56 (.429)	3 seasons
Record as USA Head Coach:	101-14 (.878)	4 years
Record as a collegiate player:	127-26 (.830)	4 seasons
Record as a collegiate coach:	375-145 (.721)	16 seasons
Record as a collegiate assistant coach:	235-55 (.810)	9 seasons
Record as a collegiate head coach:	140-90 (.609)	8 seasons
Record at Auburn:	123-79 (.609)	7 seasons
SEC Record:	40-46 (.465)	7 seasons

Fortner Year-by-Year

Texas, Player (1977-81)

Year	Record	Conf.	Other Information
1977-78	29-10	--	5th AIAW
1978-79	37-4	--	3rd AIAW
1979-80	33-4	--	5th AIAW
1980-81	28-8	--	9th AIAW

Stephen F. Austin, Graduate Assistant/Assistant (1986-90)

Year	Record	Conf.	Other Information
1986-87	25-6	9-1	WNIT Third Round
1987-88	29-5	13-1	Southland Champions NCAA Second Round
1988-89	30-4	13-1	Southland Champions NCAA Regional Finalist
1989-90	28-3	14-0	Southland Champions NCAA Regional Finalist

Louisiana Tech, Assistant Coach (1990-95)

Year	Record	Conf.	Other Information
1990-91	18-12	9-3	American South Conference Runner-Up NCAA First Round
1991-92	20-10	12-4	NCAA First Round
1992-93	26-6	13-1	Sun Belt Conference Champion NCAA Elite Eight
1993-94	31-4	14-0	Sun Belt Conference Champion NCAA Runner-up
1994-95	28-5	13-1	Sun Belt Conference Champion NCAA Sweet 16

USA Basketball, Assistant Coach (1995-96)

52-0 Overall Record (1.000)

Purdue, Head Coach (1996-97)

Year	Record	Conf.	Other Information
1996-97	17-11	12-4	Big Ten Co-Champions NCAA Second Round

USA Basketball, Head Coach (1997-2000)

101-14 Overall Record (.878)

Indiana Fever (WNBA), Head Coach (2001-03)

Year	Record	Conf.	Other Information
2001	10-22	--	
2002	16-16	--	WNBA Playoffs First Round
2003	16-18	--	

Auburn, Head Coach (2004-present)

Year	Record	Conf.	Other Information
2004-05	16-13	6-8	
2005-06	14-15	4-10	
2006-07	21-13	6-8	WNIT Quarterfinals
2007-08	20-12	7-7	NCAA First Round
2008-09	30-4	12-2	SEC Champions SEC Tournament Runner-Up NCAA Second Round
2009-10	15-16	5-11	
2010-11	7-6	0-0	



Jordan GREENLEAF

#21

Senior • Forward • 6-1

Rex, Ga.

Morrow High School

NOTES:

- Ranks 6th in the SEC in rebounding (8.1) and 3rd in offensive rebounding (4.5); also ranks 13th in steals (1.8) and 9th in blocks (1.4)
- Has scored 30 points in the last two games on 13-of-19 shooting from the field
- Has two double-doubles on the season, most-recently scoring 13 points with 10 rebounds at South Florida
- Pulled down season-high 12 rebounds against Mercer, Temple and at Chicago State
- Is 54 rebounds from tying Kandall Mago and C.C. Hayden for 11th all-time at Auburn in career rebounding
- Is 9 blocks away from tying DeWanna Bonner for sixth all-time at Auburn in career blocks
- Is Auburn's top returning defensive player, leading active players in rebounds, blocks and steals
- Graduated from Auburn last May, completing her degree in mass communications

Opponent	Start	Min.	FG-A	3PT-A	FT-A	O-D-T	PF	Ast.	TO	Blk.	St.	Pts.
MERCER	*	30	6-9	0-1	4-5	5-7-12	2	2	1	1	3	16
FLORIDA STATE	*	39	5-13	1-1	4-5	4-5-9	4	0	4	2	3	15
DUKE	*	38	3-8	0-2	2-4	3-3-6	3	0	4	0	1	8
at South Florida	*	38	5-13	0-0	3-4	7-3-10	0	1	3	1	1	13
vs. Sacred Heart	*	32	1-7	0-0	2-4	6-1-7	2	4	3	1	1	4
vs. Seton Hall	*	21	1-2	0-0	0-0	1-1-2	1	1	1	0	0	2
SOUTH ALABAMA	*	32	4-10	0-1	3-4	4-5-9	2	3	2	2	3	11
TEMPLE	*	38	3-10	0-0	3-5	6-6-12	2	4	1	2	0	9
at George Washington	*	34	1-8	0-0	1-2	5-6-11	3	0	0	4	1	3
vs. Purdue	*	31	0-4	0-0	0-0	4-0-4	4	0	2	1	3	0
at Chicago State	*	35	1-6	0-0	3-4	7-5-12	2	0	2	0	2	5
ALABAMA A&M	*	18	6-7	0-0	3-3	4-1-5	1	0	2	3	3	15
JACKSONVILLE STATE	*	24	7-12	0-0	1-1	3-3-6	2	1	0	1	2	15
at Alabama												
FLORIDA												
at Vanderbilt												
OLE MISS												
LSU												
at Mississippi State												
TENNESSEE												
SOUTH CAROLINA												
at Kentucky												
MISSISSIPPI STATE												
at LSU												
at Arkansas												
ALABAMA												
at South Carolina												
at Georgia												
KENTUCKY												

SEASON HIGHS

Points

16 vs. Mercer (11/12/10)

Rebounds

12 3 times, last at Chicago St. (12/21/10)

Assists

4 twice, last vs. Temple (12/4/10)

Blocks

4 at George Washington (12/15/10)

Steals

3 5 times, last vs. Ala. A&M (12/28/10)

Field Goals

7 vs. Jacksonville State (12/30/10)

Field Goal Attempts

13 twice, last at South Florida (11/22/10)

3-Point Field Goals

1 vs. Florida State (11/15/10)

3-Point FG Attempts

2 vs. Duke (11/18/10)

Free Throws

4 twice, last vs. Florida State (11/15/10)

Free Throw Attempts

5 3 times, last vs. Temple (12/4/10)

CAREER HIGHS

Points

17 twice, last vs. Liberty (12/15/09)

Rebounds

16 vs. Mississippi State (1/3/10)

Assists

5 twice, last vs. Vanderbilt (1/21/10)

Blocks

6 at Alabama (1/27/08)

Steals

6 vs. Jackson State (12/6/06)

Field Goals

7 4 times, last vs. JSU (12/30/10)

Field Goal Attempts

15 at San Diego State (12/30/09)

3-Point Field Goals

1 vs. Florida State (11/15/10)

3-Point FG Attempts

2 vs. Duke (11/18/10)

Free Throws


10 at Florida State (11/27/09)

Free Throw Attempts

12 at Florida State (11/27/09)

GREENLEAF CAREER STATISTICS

Year	GP-GS	FG-FGA	Pct	3FG-FGA	Pct	FT-FTA	Pct	O-D-T (Reb.)	Avg	PF	FO	Ast	TO	Blk	Stl	Pts	Avg
2006-07	34-29	58-149	.389	0-0	.000	60-87	.690	78-99-177	5.2	88	1	18	31	44	29	176	5.2
2007-08	31-30	74-161	.460	0-0	.000	44-64	.688	96-71-167	5.4	76	1	29	41	40	42	192	6.2
2008-09	5-0	14-32	.438	0-1	.000	7-8	.875	17-9-26	5.2	10	0	3	2	4	4	35	7.0
2009-10	31-31	86-229	.376	0-5	.000	73-102	.716	100-120-220	7.1	62	1	65	46	24	47	245	7.9
2010-11	13-13	43-109	.394	1-5	.200	29-41	.707	59-46-105	8.1	28	0	16	25	18	23	116	8.9
TOTAL	114-103	275-680	.404	1-11	.091	213-302	.705	350-345-695	6.1	264	3	131	145	130	145	764	6.7



Alli SMALLEY

#5

Senior • Guard • 5-8

Arab, Ala.

Arab High School

NOTES:

- Ranks 13th in the SEC in scoring with 12.6 points per game
- Has scored in double figures in 10 of 13 games this season
- Broke the Auburn career 3-point record with 1:22 left in the Temple game; she passed Tiffany Krantz for the record
- Named to Junkanoo Jam All-Tournament Team
- Selected to Preseason All-SEC First Team by league coaches and Preseason All-SEC Second Team by media
- Has started 97 consecutive games, dating back to her freshman season
- With her 22 points vs. Temple, she moved into the top 15 all-time at Auburn in career scoring; currently ranks 13th

Opponent	Start	Min.	FG-A	3PT-A	FT-A	O-D-T	PF	Asst.	TO	Blk.	Stl.	Pts.
MERCER	*	26	6-15	1-5	3-4	1-3-4	2	1	4	1	2	16
FLORIDA STATE	*	33	2-15	1-6	1-2	0-2-2	2	3	4	1	1	6
DUKE	*	26	3-4	2-3	4-4	1-2-3	2	3	4	0	0	12
at South Florida	*	22	1-11	0-4	2-3	0-0-0	2	0	0	0	0	4
vs. Sacred Heart	*	28	5-13	2-5	0-0	1-4-5	1	1	2	0	2	12
vs. Seton Hall	*	19	6-10	3-4	0-0	0-0-0	0	4	2	0	1	15
SOUTH ALABAMA	*	26	5-15	1-3	4-4	0-1-1	2	1	1	0	2	15
TEMPLE	*	33	7-17	3-7	5-9	0-3-3	3	0	1	0	3	22
at George Washington	*	34	5-15	4-7	0-1	2-1-3	0	1	0	0	0	14
vs. Purdue	*	30	5-11	4-6	4-4	1-1-2	4	1	3	0	2	18
at Chicago State	*	29	3-12	0-4	1-2	3-1-4	3	2	2	0	2	7
ALABAMA A&M	*	21	5-14	0-2	2-3	1-4-5	1	2	2	0	1	12
JACKSONVILLE STATE	*	31	5-12	1-6	0-0	0-2-2	2	5	1	0	4	11
at Alabama												
FLORIDA												
at Vanderbilt												
OLE MISS												
LSU												
at Mississippi State												
TENNESSEE												
SOUTH CAROLINA												
at Kentucky												
MISSISSIPPI STATE												
at LSU												
at Arkansas												
ALABAMA												
at South Carolina												
at Georgia												
KENTUCKY												

SMALLEY CAREER STATISTICS

Year	GP-GS	FG-FGA	Pct	3FG-FGA	Pct	FT-FTA	Pct	O-D-T (Reb.)	Avg	PF	FO	Asst	TO	Blk	Stl	Pts	Avg
2007-08	32-19	133-333	.399	47-162	.290	28-42	.667	34-59-93	2.9	58	3	89	104	10	37	341	10.7
2008-09	34-34	141-310	.455	68-171	.398	28-37	.757	12-79-91	2.7	60	0	71	62	7	45	378	11.1
2009-10	31-31	181-446	.406	57-175	.326	69-96	.719	33-104-137	4.4	64	1	72	85	7	36	488	15.7
2010-11	13-13	58-164	.354	22-62	.355	26-36	.722	10-24-34	2.6	24	0	24	26	2	20	164	12.6
TOTAL	110-97	513-1253	.409	194-570	.340	151-211	.716	89-266-355	3.2	206	4	256	277	26	138	1371	12.5

SEASON HIGHS

Points

22 vs. Temple (12/4/10)

Rebounds

5 twice, last vs. Alabama A&M (12/28/10)

Assists

5 vs. Jacksonville State (12/30/10)

Blocks

1 twice, last vs. Florida State (11/15/10)

Steals

4 vs. Jacksonville State (12/30/10)

Field Goals

7 vs. Temple (12/4/10)

Field Goal Attempts

17 vs. Temple (12/4/10)

3-Point Field Goals

4 twice, last vs. Purdue (12/18/10)

3-Point FG Attempts

7 twice, last at GW (12/15/10)

Free Throws

5 vs. Temple (12/4/10)

Free Throw Attempts

9 vs. Temple (12/4/10)

CAREER HIGHS

Points

29 vs. Florida (3/4/10)

Rebounds

11 vs. Alabama (2/7/10)

Assists

6 3 times, last at SDSU (12/30/09)

Blocks

2 vs. Georgia (1/13/08)

Steals

4 3 times, last vs. JSU (12/30/10)

Field Goals

10 3 times, last vs. Florida (3/4/10)

Field Goal Attempts

21 vs. Troy (11/13/09)

3-Point Field Goals

5 3 times, last vs. Florida (3/4/10)

3-Point FG Attempts

10 3 times, last at Ole Miss (2/25/10)

Free Throws

6 4 times, last vs. Valparaiso (12/28/09)

Free Throw Attempts

9 vs. Temple (12/4/10)



Chantel HILLIARD

#23

Junior • Forward/Center • 6-2

Biloxi, Miss.

St. Martin High School

NOTES:

- Is Auburn's most efficient shooter with a .541 field goal percentage
- Was 5-of-7 from the field for 12 points and 5 rebounds vs. Alabama A&M
- Led Auburn in scoring for the first time in her career, coming off the bench for a career-high 16 points on 7-of-9 shooting at South Florida
- Has scored in double figures three times this season
- Saw limited action last season after starting the year as a starter
- Finished the year 3.5 points and 2.4 rebounds per game, seeing action in 27 games

Opponent	Start	Min.	FG-A	3PT-A	FT-A	O-D-T	PF	Asst.	TO	Blk.	Stl.	Pts.
MERCER		13	2-3	0-0	0-0	0-3-3	0	0	1	0	1	4
FLORIDA STATE		6	0-0	0-0	0-0	0-0-0	1	0	0	1	0	0
DUKE		12	1-5	0-0	2-2	3-1-4	1	1	0	0	1	4
at South Florida		23	7-9	0-0	2-2	4-3-7	1	0	0	0	0	16
vs. Sacred Heart	*	19	2-5	0-0	1-2	1-2-3	0	1	2	0	0	5
vs. Seton Hall		9	2-4	0-0	0-0	0-1-1	1	0	0	0	1	4
SOUTH ALABAMA		11	2-4	0-0	1-2	1-0-1	3	0	0	0	0	5
TEMPLE		23	3-5	0-0	4-4	1-3-4	3	0	3	0	0	10
at George Washington		12	2-5	0-0	1-2	1-1-2	3	0	1	1	0	5
vs. Purdue		11	2-6	0-0	0-1	0-1-1	3	1	1	1	0	4
at Chicago State		12	3-5	0-0	1-2	1-0-1	4	0	1	0	0	7
ALABAMA A&M		17	5-7	0-0	2-2	0-5-5	2	1	2	1	1	12
JACKSONVILLE STATE		13	2-3	0-0	0-0	2-2-4	0	0	2	0	1	4
at Alabama												
FLORIDA												
at Vanderbilt												
OLE MISS												
LSU												
at Mississippi State												
TENNESSEE												
SOUTH CAROLINA												
at Kentucky												
MISSISSIPPI STATE												
at LSU												
at Arkansas												
ALABAMA												
at South Carolina												
at Georgia												
KENTUCKY												

SEASON HIGHS

Points

16 at South Florida (11/22/10)

Rebounds

7 at South Florida (11/22/10)

Assists

1 4 times, last vs. Ala. A&M (12/28/10)

Blocks

1 4 times, last vs. Ala. A&M (12/28/10)

Steals

1 5 times, last vs. JSU (12/30/10)

Field Goals

7 at South Florida (11/22/10)

Field Goal Attempts

9 at South Florida (11/22/10)

3-Point Field Goals

N/A

3-Point FG Attempts

N/A

Free Throws

4 vs. Temple (12/4/10)

Free Throw Attempts

4 vs. Temple (12/4/10)

CAREER HIGHS

Points

16 at South Florida (11/22/10)

Rebounds

11 at South Alabama (12/20/09)

Assists

2 twice, last at Kentucky (1/24/10)

Blocks

3 twice, last vs. Duquesne (12/29/08)

Steals

3 vs. Duquesne (12/29/08)

Field Goals

7 at South Florida (11/22/10)

Field Goal Attempts

9 3 times, last at South Florida (11/22/10)

3-Point Field Goals

N/A

3-Point FG Attempts

1 twice, last at Alabama (2/8/09)

Free Throws

5 twice, last vs. Troy (11/13/09)

Free Throw Attempts

12 vs. Sam Houston State (12/5/08)

HILLIARD CAREER STATISTICS

Year	GP-GS	FG-FGA	Pct	3FG-FGA	Pct	FT-FTA	Pct	O-D-T (Reb.)	Avg	PF	FO	Asst	TO	Blk	Stl	Pts	Avg
2008-09	30-0	53-106	.500	0-2	.000	15-32	.469	29-56-85	2.8	50	0	7	26	12	13	121	4.0
2009-10	27-2	37-89	.416	0-0	.000	20-43	.465	31-35-66	2.4	49	1	6	35	13	11	94	3.5
2010-11	13-1	33-61	.541	0-0	.000	14-19	.737	14-22-36	2.8	22	0	4	13	4	5	80	6.2
TOTAL	70-3	123-256	.480	0-2	.000	49-94	.521	74-113-187	2.7	121	1	17	74	29	29	295	4.2



Morgan JENNINGS

#2

Junior • Guard • 5-8

Atlanta, Ga.

Frederick Douglass High School

NOTES:

- Collected career-high 4 steals against Alabama A&M
- Tied her career highs with 5 rebounds, 6 assists and 3 steals at George Washington
- Earned her first start of the season against South Alabama
- Tied her career-high with 14 points off the bench vs. Seton Hall
- Came off the bench for 6 points and team-high 3 steals in season-opener vs. Mercer; had 5 points vs. Duke
- Saw action in 13 games last season after missing the first half of the season with an injury
- Returned to the lineup and offered a backup to Morgan Toles and Alli Smalley at the guard positions

Opponent	Start	Min.	FG-A	3PT-A	FT-A	O-D-T	PF	Ast.	TO	Blk.	Stl.	Pts.
MERCER		14	2-2	0-0	2-2	1-1-2	1	1	1	0	3	6
FLORIDA STATE		9	0-1	0-0	0-0	1-1-2	0	2	1	0	0	0
DUKE		16	1-3	0-0	3-4	0-2-2	2	1	3	0	1	5
at South Florida		16	0-4	0-0	1-2	2-1-3	1	2	1	0	0	1
vs. Sacred Heart		15	1-5	0-0	2-2	1-1-2	1	0	2	0	1	4
vs. Seton Hall		19	7-7	0-0	0-1	0-4-4	2	1	1	0	2	14
SOUTH ALABAMA	*	17	2-6	0-0	0-2	0-2-2	3	1	0	1	2	4
TEMPLE	*	27	4-7	0-0	0-1	3-2-5	1	1	2	1	0	8
at George Washington		19	1-3	0-0	1-3	3-2-5	1	6	0	0	3	3
vs. Purdue		12	0-6	0-0	1-3	1-0-1	1	0	1	0	0	1
at Chicago State		5	0-0	0-0	1-2	0-0-0	0	0	1	0	1	0
ALABAMA A&M		18	1-1	0-0	4-4	1-0-1	1	1	2	0	4	6
JACKSONVILLE STATE		8	0-1	0-0	0-0	0-1-1	1	2	0	0	0	0
at Alabama												
FLORIDA												
at Vanderbilt												
OLE MISS												
LSU												
at Mississippi State												
TENNESSEE												
SOUTH CAROLINA												
at Kentucky												
MISSISSIPPI STATE												
at LSU												
at Arkansas												
ALABAMA												
at South Carolina												
at Georgia												
KENTUCKY												

JENNINGS CAREER STATISTICS

Year	GP-GS	FG-FGA	Pct	3FG-FGA	Pct	FT-FTA	Pct	O-D-T (Reb.)	Avg	PF	FO	Ast	TO	Blk	Stl	Pts	Avg
2008-09	30-4	30-77	.390	0-0	.000	11-24	.458	18-30-48	1.6	25	0	34	41	0	16	71	2.4
2009-10	13-0	9-32	.281	0-1	.000	1-4	.250	2-9-11	0.8	9	0	15	14	0	2	19	1.5
2010-11	13-2	19-46	.413	0-0	.000	15-26	.577	13-17-30	2.3	15	0	18	15	2	17	53	4.1
TOTAL	56-6	58-155	.374	0-1	.000	27-54	.500	33-56-89	1.6	49	0	67	70	2	35	143	2.6

SEASON HIGHS

Points

14 vs. Seton Hall (11/27/10)

Rebounds

5 twice, last at GW (12/15/10)

Assists

6 at George Washington (12/15/10)

Blocks

1 twice, last vs. Temple (12/4/10)

Steals

4 vs. Alabama A&M (12/28/10)

Field Goals

7 vs. Seton Hall (11/27/10)

Field Goal Attempts

7 twice, last vs. Temple (12/4/10)

3-Point Field Goals

N/A

3-Point FG Attempts

N/A

Free Throws

3 vs. Duke (11/18/10)

Free Throw Attempts

4 vs. Duke (11/18/10)

CAREER HIGHS

Points

14 twice, last vs. Seton Hall (11/27/10)

Rebounds

5 twice, last vs. Temple (12/4/08)

Assists

6 twice, last at GW (12/15/10)

Blocks

1 twice, last vs. Temple (12/4/10)

Steals

4 vs. Alabama A&M (12/28/10)

Field Goals

7 at Seton Hall (11/27/10)

Field Goal Attempts

8 twice, last vs. N.C. A&T (12/3/08)

3-Point Field Goals

N/A

3-Point FG Attempts

N/A

Free Throws

3 vs. Duke (11/18/10)

Free Throw Attempts

4 vs. Duke (11/18/10)



Parrisha SIMMONS

#4

Junior • Guard • 6-0

Macon, Ga.

Southwest Macon High School

NOTES:

- Scored season-high 6 points vs. Purdue
- Returned to the starting lineup at George Washington after coming off the bench the previous four games
- Started and totaled five rebounds and two steals in the season-opener vs. Mercer
- A defensive and rebounding specialist
- Started in 22 of 31 games last season, averaging 3.1 points and 5.1 rebounds per game
- Finished the season ninth in the SEC in offensive rebounding with 2.8 per game

Opponent	Start	Min.	FG-A	3PT-A	FT-A	O-D-T	PF	Ast.	TO	Blk.	St.	Pts.
MERCER	*	19	0-1	0-0	1-6	4-1-5	1	3	0	0	2	1
FLORIDA STATE	*	13	1-2	0-0	0-0	0-1-1	1	0	0	0	0	2
DUKE	*	12	1-3	0-0	2-4	1-0-1	1	1	1	0	2	4
at South Florida	*	12	0-0	0-0	0-2	0-1-1	2	0	0	0	0	0
vs. Sacred Heart		13	2-3	0-0	1-4	3-1-4	0	2	0	0	1	5
vs. Seton Hall		21	1-4	0-0	2-5	2-3-5	1	1	0	0	1	4
SOUTH ALABAMA		16	0-4	0-0	5-6	4-2-6	2	0	2	0	1	5
TEMPLE		9	0-1	0-0	2-2	2-0-2	1	1	2	0	0	2
at George Washington	*	13	1-1	0-0	0-0	3-2-5	1	0	1	0	0	2
vs. Purdue	*	8	2-4	0-0	2-2	0-0-0	1	0	0	0	0	6
at Chicago State	*	27	0-1	0-0	3-9	3-5-8	0	0	3	1	0	3
ALABAMA A&M	*	15	2-5	0-0	1-1	2-1-3	1	2	1	0	3	5
JACKSONVILLE STATE	*	16	1-3	0-0	0-0	1-1-2	0	2	1	1	1	2
at Alabama												
FLORIDA												
at Vanderbilt												
OLE MISS												
LSU												
at Mississippi State												
TENNESSEE												
SOUTH CAROLINA												
at Kentucky												
MISSISSIPPI STATE												
at LSU												
at Arkansas												
ALABAMA												
at South Carolina												
at Georgia												
KENTUCKY												

SEASON HIGHS

Points

6 vs. Purdue (12/18/10)

Rebounds

8 at Chicago State (12/21/10)

Assists

3 vs. Mercer (11/12/10)

Blocks

1 twice, last vs. JSU (12/30/10)

Steals

2 twice, last vs. Duke (11/18/10)

Field Goals

2 3 times, last vs. Ala. A&M (12/28/10)

Field Goal Attempts

5 vs. Alabama A&M (12/28/10)

3-Point Field Goals

N/A

3-Point FG Attempts

N/A

Free Throws

5 vs. South Alabama (12/2/10)

Free Throw Attempts

9 at Chicago State (12/21/10)

CAREER HIGHS

Points

9 twice, last vs. Vanderbilt (1/21/10)

Rebounds

12 vs. George Washington (12/5/09)

Assists

4 vs. Valparaiso (12/28/09)

Blocks

1 7 times, last vs. JSU (12/30/10)

Steals

2 6 times, last vs. Seton Hall (11/27/10)

Field Goals

4 twice, last at N.C. A&T (12/1/09)

Field Goal Attempts

7 vs. George Washington (12/5/09)

3-Point Field Goals

N/A

3-Point FG Attempts

N/A

Free Throws

5 vs. South Alabama (12/2/10)

Free Throw Attempts

9 at Chicago State (12/21/10)

SIMMONS CAREER STATISTICS

Year	GP-GS	FG-FGA	Pct	3FG-FGA	Pct	FT-FTA	Pct	O-D-T (Reb.)	Avg	PF	FO	Ast	TO	Blk	Stl	Pts	Avg
2008-09	21-0	9-25	.360	0-0	.000	4-20	.200	20-36-56	2.7	13	0	12	14	4	6	22	1.0
2009-10	31-22	39-89	.435	0-0	.000	17-49	.347	88-71-159	5.1	51	0	34	43	1	16	95	3.1
2010-11	13-9	11-32	.344	0-0	.000	19-41	.463	25-18-43	3.3	12	0	12	11	2	11	41	3.2
TOTAL	65-31	59-146	.404	0-0	.000	40-110	.364	133-125-258	4.0	76	0	58	68	7	33	158	2.4



Blanche ALVERSON

#14

Sophomore • Forward/Center • 6-3

Andalusia, Ala.

Buford (Ga.) High School

NOTES:

- Had a career outing vs. Jacksonville State, setting career bests in points (17) and rebounds (8)
- Has scored in double figures in seven of the last eight games
- Is tied for 23rd in the SEC in scoring this season with 11.2 points per game; is also tied for 11th with 1.8 3-pointers per game
- Has led Auburn in scoring twice this season (vs. Jacksonville State and at George Washington)
- Scored Auburn's first field goal in the new Auburn Arena, a 3-pointer that came 56 seconds into the game against Mercer
- A deep shooting threat, she is also one of the most versatile players on the team because of her size and post skills

Opponent	Start	Min.	FG-A	3PT-A	FT-A	O-D-T	PF	Ast.	TO	Blk.	St.	Pts.
MERCER	*	25	3-10	3-9	2-2	1-2-3	0	3	2	0	1	11
FLORIDA STATE	*	31	7-12	2-3	0-0	2-0-2	4	0	0	0	1	16
DUKE	*	33	3-10	2-8	1-2	0-7-7	1	2	2	0	1	9
at South Florida	*	29	3-11	2-8	0-0	1-1-2	3	0	1	0	0	8
vs. Sacred Heart	*	18	1-5	0-2	0-0	0-1-1	1	0	2	0	0	2
vs. Seton Hall	*	17	4-8	0-3	4-5	2-1-3	1	2	3	0	0	12
SOUTH ALABAMA	*	21	3-4	1-2	0-0	0-2-2	2	3	2	1	0	7
TEMPLE	*	32	3-8	3-7	1-2	2-3-5	1	3	1	0	0	10
at George Washington	*	35	6-15	2-6	2-2	2-2-4	1	0	3	0	2	16
vs. Purdue	*	31	3-9	2-6	2-2	1-1-2	4	1	3	0	2	10
at Chicago State	*	33	4-12	1-4	4-5	2-4-6	2	1	1	0	1	13
ALABAMA A&M	*	23	6-10	2-6	0-0	1-6-7	1	1	1	3	0	14
JACKSONVILLE STATE	*	26	7-15	3-8	0-0	2-6-8	0	0	1	2	1	17
at Alabama												
FLORIDA												
at Vanderbilt												
OLE MISS												
LSU												
at Mississippi State												
TENNESSEE												
SOUTH CAROLINA												
at Kentucky												
MISSISSIPPI STATE												
at LSU												
at Arkansas												
ALABAMA												
at South Carolina												
at Georgia												
KENTUCKY												

ALVERSON CAREER STATISTICS


Year	GP-GS	FG-FGA	Pct	3FG-FGA	Pct	FT-FTA	Pct	O-D-T (Reb.)	Avg	PF	FO	Ast	TO	Blk	Stl	Pts	Avg
2009-10	31-13	78-218	.358	40-128	.313	19-27	.704	26-92-118	3.8	39	1	51	44	17	15	215	6.9
2010-11	13-13	53-129	.411	23-72	.319	16-20	.800	16-36-52	4.0	19	0	15	20	6	7	145	11.2
TOTAL	44-26	131-347	.378	63-200	.315	35-47	.745	42-128-170	3.9	58	1	66	64	23	22	360	8.2

SEASON HIGHS

Points	17	vs. Jacksonville State	(12/30/10)
Rebounds	8	vs. Jacksonville State	(12/30/10)
Assists	3	3 times, last vs. Temple	(12/4/10)
Blocks	3	vs. Alabama A&M	(12/28/10)
Steals	2	twice, last vs. Purdue	(12/18/10)
Field Goals	7	twice, last vs. JSU	(12/30/10)
Field Goal Attempts	15	twice, last vs. JSU	(12/30/10)
3-Point Field Goals	3	3 times, last vs. JSU	(12/30/10)
3-Point FG Attempts	9	vs. Mercer	(11/12/10)
Free Throws	4	twice, last at Chicago State	(12/21/10)
Free Throw Attempts	5	twice, last at Chicago State	(12/21/10)

CAREER HIGHS

Points	17	vs. Jacksonville State	(12/30/10)
Rebounds	8	vs. Jacksonville State	(12/30/10)
Assists	5	twice, last vs. Florida	(3/4/10)
Blocks	3	vs. Alabama A&M	(12/28/10)
Steals	2	twice, last at GW	(12/15/10)
Field Goals	7	twice, last vs. JSU	(12/30/10)
Field Goal Attempts	15	twice, last vs. JSU	(12/30/10)
3-Point Field Goals	4	vs. Georgia Southern	(11/24/09)
3-Point FG Attempts	9	vs. Mercer	(11/12/10)
Free Throws	4	twice, last vs. Seton Hall	(11/27/10)
Free Throw Attempts	5	vs. Seton Hall	(11/27/10)



Morgan TOLES

#1

Sophomore • Guard • 5-9

Fayetteville, Ga.

Sandy Creek High School

NOTES:

- Recorded first career double-double with 10 points and 10 assists vs. Jacksonville State; tied career high with 10 assists
- Leads the SEC in assist-to-turnover ratio (3.5) and assists (5.3)
- Has had at least 5 assists in six of the last seven games
- Pulled down career-high 7 rebounds vs. Alabama A&M; also scored 11 points with 6 assists
- Scored in doubles figures in seven games this season
- Ranks 6th all-time at Auburn in career assists per game with 4.7
- Named to the SEC All-Freshman Team last season; her 128 assists last season tie for third all-time among Auburn freshmen

Opponent	Start	Min.	FG-A	3PT-A	FT-A	O-D-T	PF	Asst.	TO	Blk.	Stl.	Pts.
MERCER	*	27	1-5	0-0	0-0	1-5-6	1	6	1	0	0	2
FLORIDA STATE	*	34	7-14	0-0	1-4	1-2-3	1	7	4	0	3	15
DUKE	*	28	5-10	0-0	2-4	2-0-2	3	5	4	0	2	12
at South Florida	*	27	0-4	0-1	3-4	0-2-2	1	3	1	0	0	3
vs. Sacred Heart	*	22	4-7	0-0	0-0	3-1-4	2	0	2	0	0	8
vs. Seton Hall		17	5-7	0-0	2-3	0-0-0	2	4	0	0	4	12
SOUTH ALABAMA		27	4-7	0-0	2-2	0-0-0	0	5	0	0	0	10
TEMPLE		23	0-6	0-0	0-0	1-3-4	2	4	2	0	1	0
at George Washington	*	24	1-8	0-0	1-2	2-2-4	2	7	2	0	2	3
vs. Purdue	*	27	3-9	0-1	0-1	1-1-2	0	5	2	0	2	6
at Chicago State	*	33	6-14	0-0	2-2	1-3-4	1	7	1	0	1	14
ALABAMA A&M	*	26	5-9	0-0	1-3	2-5-7	1	6	0	0	3	11
JACKSONVILLE STATE	*	31	5-6	0-0	0-0	1-1-2	1	10	1	0	1	10
at Alabama												
FLORIDA												
at Vanderbilt												
OLE MISS												
LSU												
at Mississippi State												
TENNESSEE												
SOUTH CAROLINA												
at Kentucky												
MISSISSIPPI STATE												
at LSU												
at Arkansas												
ALABAMA												
at South Carolina												
at Georgia												
KENTUCKY												

SEASON HIGHS

Points

15 vs. Florida State (11/15/10)

Rebounds

7 vs. Alabama A&M (12/28/10)

Assists

10 vs. Jacksonville State (12/30/10)

Blocks

N/A

Steals

4 vs. Seton Hall (11/27/10)

Field Goals

7 vs. Florida State (11/15/10)

Field Goal Attempts

14 twice, last at Chicago State (12/21/10)

3-Point Field Goals

N/A

3-Point FG Attempts

1 at South Florida (11/15/10)

Free Throws

2 3 times, last at Chicago St. (12/21/10)

Free Throw Attempts

4 twice, last vs. Duke (11/18/10)

CAREER HIGHS

Points

17 at LSU (1/10/10)

Rebounds

7 vs. Alabama A&M (12/28/10)

Assists

10 twice, last vs. JSU (12/30/10)

Blocks

1 Twice, last vs. Kentucky (3/5/10)

Steals

3 twice, last vs. Florida State (11/15/10)

Field Goals

7 twice, last vs. Florida State (11/15/10)

Field Goal Attempts

15 at Florida (1/7/10)

3-Point Field Goals

1 at LSU (1/10/10)

3-Point FG Attempts

1 7 times, last vs. Seton Hall (11/27/10)

Free Throws

4 vs. LSU (2/14/10)

Free Throw Attempts

6 at Florida (1/7/10)

TOLES CAREER STATISTICS

Year	GP-GS	FG-FGA	Pct	3FG-FGA	Pct	FT-FTA	Pct	O-D-T (Reb.)	Avg	PF	FO	Asst	TO	Blk	Stl	Pts	Avg
2009-10	29-28	94-223	.422	1-6	.167	31-58	.534	23-66-89	3.1	51	0	128	101	2	28	220	7.6
2010-11	13-10	46-106	.434	0-2	.000	14-25	.560	15-25-40	3.1	17	0	69	20	0	19	106	8.2
TOTAL	42-38	140-329	.426	1-8	.125	45-83	.542	38-91-129	3.1	68	0	197	121	2	47	326	7.8



Pascale WEST

#20

Sophomore • Center • 6-8

LaGrange, Ga.

Troup County Comprehensive High School

NOTES:

- Came off the bench in the season-opener vs. Mercer, tying her career high with 4 points
- Is the tallest player in the SEC
- Saw limited action in 24 games as a freshman, averaging 0.8 points and 1.3 rebounds per game
- Averaged 0.9 blocks per game as a freshman, ranking 12th in the SEC
- Her 22 blocks rank her ninth all-time among Auburn freshmen

Opponent	Start	Min.	FG-A	3PT-A	FT-A	O-D-T	PF	Ast.	TO	Blk.	St.	Pts.
MERCER	8		2-3	0-0	0-0	0-1-1	4	0	0	0	0	4
FLORIDA STATE	2		0-0	0-0	0-0	0-0-0	0	0	0	0	0	0
DUKE	3		1-1	0-0	0-0	0-0-0	0	0	0	0	0	2
at South Florida						---	DNP - COACHES' DECISION	---				
vs. Sacred Heart	5		0-1	0-0	0-2	0-0-0	1	0	0	0	0	0
vs. Seton Hall	7		0-0	0-0	1-2	0-0-0	1	0	1	0	0	1
SOUTH ALABAMA						---	DNP - COACHES' DECISION	---				
TEMPLE						---	DNP - COACHES' DECISION	---				
at George Washington						---	DNP - COACHES' DECISION	---				
vs. Purdue	8		0-0	0-0	0-0	1-2-3	4	0	1	0	1	0
at Chicago State						---	DNP - COACHES' DECISION	---				
ALABAMA A&M	8		0-0	0-0	0-0	0-0-0	1	1	4	0	0	0
JACKSONVILLE STATE						---	DNP - COACHES' DECISION	---				
at Alabama												
FLORIDA												
at Vanderbilt												
OLE MISS												
LSU												
at Mississippi State												
TENNESSEE												
SOUTH CAROLINA												
at Kentucky												
MISSISSIPPI STATE												
at LSU												
at Arkansas												
ALABAMA												
at South Carolina												
at Georgia												
KENTUCKY												

WEST CAREER STATISTICS

Year	GP-GS	FG-FGA	Pct	3FG-FGA	Pct	FT-FTA	Pct	O-D-T (Reb.)	Avg	PF	FO	Ast	TO	Blk	Stl	Pts	Avg
2009-10	24-0	7-15	.467	0-0	.000	4-11	.364	9-23-32	1.3	31	0	5	14	22	6	18	0.8
2010-11	7-0	3-5	.600	0-0	.000	1-4	.250	1-3-4	0.6	11	0	1	6	0	1	7	1.0
TOTAL	31-0	10-20	.500	0-0	.000	5-15	.333	10-26-36	1.2	42	0	6	20	22	7	25	0.8

SEASON HIGHS

Points		
4	vs. Mercer	(11/12/10)
Rebounds		
3	vs. Purdue	(12/18/10)
Assists		
1	vs. Alabama A&M	(12/28/10)
Blocks		
		N/A
Steals		
1	vs. Purdue	(12/18/10)
Field Goals		
2	vs. Mercer	(11/12/10)
Field Goal Attempts		
3	vs. Mercer	(11/12/10)
3-Point Field Goals		
		N/A
3-Point FG Attempts		
		N/A
Free Throws		
1	vs. Seton Hall	(11/27/10)
Free Throw Attempts		
2	twice, last vs. Seton Hall	(11/27/10)

CAREER HIGHS

Points		
4	3 times, last vs. Mercer	(11/12/10)
Rebounds		
5	vs. Alabama A&M	(11/19/09)
Assists		
1	3 times, last vs. Ala. A&M	(12/28/10)
Blocks		
7	vs. Alabama A&M	(11/19/09)
Steals		
1	6 times, last vs. Kentucky	(2/28/10)
Field Goals		
2	3 times, last vs. Mercer	(11/12/10)
Field Goal Attempts		
4	at North Carolina A&T	(12/1/09)
3-Point Field Goals		
		N/A
3-Point FG Attempts		
		N/A
Free Throws		
1	5 times, last vs. Seton Hall	(11/27/10)
Free Throw Attempts		
4	vs. Florida A&M	(11/28/09)



Peyton DAVIS

#34

Freshman • Center • 6-5

Birmingham, Ala.

Mortimer Jordan High School

NOTES:

- Played season-high 13 minutes vs. Alabama A&M, scoring 4 points with 2 rebounds
- Came off the bench, scoring 3 points with a block vs. Mercer in the season-opener
- A two-sport star athlete in high school, also fielded several NCAA Division I volleyball offers
- Ranked as the 27th-best post prospect in the nation by ESPN HoopGurlz
- Holds a black belt in Taekwondo
- Older brother Dylan is a sophomore at Auburn and competes on the crew team

Opponent	Start	Min.	FG-A	3PT-A	FT-A	O-D-T	PF	Asst.	TO	Blk.	St.	Pts.
MERCER		3	0-1	0-0	3-4	0-0-0	2	0	0	1	0	3
FLORIDA STATE		1	0-0	0-0	0-0	0-0-0	0	0	0	0	0	0
DUKE		2	0-0	0-0	0-0	0-0-0	2	0	0	0	0	0
at South Florida		4	0-1	0-0	0-0	1-2-3	1	0	1	0	0	0
vs. Sacred Heart		3	0-1	0-0	0-0	0-0-0	0	0	0	0	0	0
vs. Seton Hall		12	2-5	0-0	0-1	2-1-3	3	1	1	0	0	4
SOUTH ALABAMA	--- DNP - COACHES' DECISION ---											
TEMPLE	--- DNP - COACHES' DECISION ---											
at George Washington		3	0-1	0-0	1-2	1-0-1	1	0	0	0	0	1
vs. Purdue		3	0-1	0-0	0-0	0-0-0	0	0	0	0	0	0
at Chicago State		2	0-2	0-0	0-0	1-0-1	1	0	0	0	0	0
ALABAMA A&M		13	2-6	0-0	0-0	1-1-2	2	1	0	0	0	4
JACKSONVILLE STATE		9	1-2	0-0	0-0	0-0-0	0	0	1	0	1	2
at Alabama												
FLORIDA												
at Vanderbilt												
OLE MISS												
LSU												
at Mississippi State												
TENNESSEE												
SOUTH CAROLINA												
at Kentucky												
MISSISSIPPI STATE												
at LSU												
at Arkansas												
ALABAMA												
at South Carolina												
at Georgia												
KENTUCKY												

DAVIS CAREER STATISTICS

Year	GP-GS	FG-FGA	Pct	3FG-FGA	Pct	FT-FTA	Pct	O-D-T (Reb.)	Avg	PF	FO	Ass	TO	Blk	Stl	Pts	Avg
2010-11	11-0	5-20	.250	0-0	.000	4-7	.571	6-4-10	0.9	12	0	2	3	1	1	14	1.3
TOTAL	11-0	5-20	.250	0-0	.000	4-7	.571	6-4-10	0.9	12	0	2	3	1	1	14	1.3

CAREER HIGHS

Points

4 twice, last vs. Alabama A&M (12/28/10)

Rebounds

3 twice, last vs. Seton Hall (11/27/10)

Assists

1 twice, last vs. Alabama A&M (12/28/10)

Blocks

1 vs. Mercer (11/12/10)

Steals

1 vs. Jacksonville State (12/30/10)

Field Goals

2 twice, last vs. Alabama A&M (12/28/10)

Field Goal Attempts

6 vs. Alabama A&M (12/28/10)

3-Point Field Goals

N/A

3-Point FG Attempts


N/A

Free Throws

3 vs. Mercer (11/12/10)

Free Throw Attempts

4 vs. Mercer (11/12/10)



Camille GLYMPH

#22

Freshman • Guard • 5-10

Greenville, S.C.

J.L. Mann High School

NOTES:

- Ranked as the No. 52 overall prospect in the country and No. 13 guard prospect by ESPN HoopGurlz
- Led her high school to two state championships
- Nominated to McDonald's All-America High School game

Opponent	Start	Min.	FG-A	3PT-A	FT-A	O-D-T	PF	Asst.	TO	Blk.	St.	Pts.
MERCER						--- DNP - INJURED ---						
FLORIDA STATE						--- DNP - INJURED ---						
DUKE						--- DNP - INJURED ---						
at South Florida						--- DNP - INJURED ---						
vs. Sacred Heart						--- DNP - INJURED ---						
vs. Seton Hall						--- DNP - INJURED ---						
SOUTH ALABAMA						--- DNP - INJURED ---						
TEMPLE						--- DNP - INJURED ---						
at George Washington						--- DNP - INJURED ---						
vs. Purdue						--- DNP - INJURED ---						
at Chicago State						--- DNP - INJURED ---						
ALABAMA A&M						--- DNP - INJURED ---						
JACKSONVILLE STATE						--- DNP - INJURED ---						
at Alabama												
FLORIDA												
at Vanderbilt												
OLE MISS												
LSU												
at Mississippi State												
TENNESSEE												
SOUTH CAROLINA												
at Kentucky												
MISSISSIPPI STATE												
at LSU												
at Arkansas												
ALABAMA												
at South Carolina												
at Georgia												
KENTUCKY												



Courtney STRAIN

#11

Freshman • Guard • 5-9

Woodland, Ala.

Woodland High School

NOTES:

- Earned first collegiate start vs. Seton Hall, scoring 7 points
- Scored 3 points with 2 rebounds in collegiate debut vs. Mercer
- Broke the Alabama state scoring record as a junior, finished her career with 5,283 points - more than 1,000 than her nearest competitor
- Twice led the nation in scoring
- Was also a varsity cheerleader for six years, serving as captain as a senior
- Graduated as salutatorian of her graduating class

Opponent	Start	Min.	FG-A	3PT-A	FT-A	O-D-T	PF	Asst.	TO	Blk.	Stl.	Pts.
MERCER	7		1-3	1-1	0-0	1-1-2	0	0	1	0	1	3
FLORIDA STATE	4		1-1	0-0	0-0	0-1-1	1	0	1	0	0	2
DUKE	6		0-0	0-0	0-0	0-0-0	0	0	0	0	0	0
at South Florida						---	DNP - COACHES' DECISION ---					
vs. Sacred Heart	15		0-6	0-3	3-6	0-0-0	1	0	1	0	1	3
vs. Seton Hall	*	20	2-6	1-3	2-2	0-1-1	1	0	3	0	1	7
SOUTH ALABAMA	12		0-2	0-0	0-0	0-0-0	1	0	2	0	0	0
TEMPLE	2		0-2	0-0	0-0	0-0-0	0	0	0	0	0	0
at George Washington						---	DNP - COACHES' DECISION ---					
vs. Purdue	10		2-5	1-2	0-0	0-0-0	0	1	1	0	1	5
at Chicago State	2		0-1	0-1	0-0	0-0-0	0	0	0	0	0	0
ALABAMA A&M	13		0-7	0-1	0-0	0-1-1	0	1	0	0	0	0
JACKSONVILLE STATE	3		0-1	0-0	0-0	0-0-0	1	0	1	0	1	0
at Alabama												
FLORIDA												
at Vanderbilt												
OLE MISS												
LSU												
at Mississippi State												
TENNESSEE												
SOUTH CAROLINA												
at Kentucky												
MISSISSIPPI STATE												
at LSU												
at Arkansas												
ALABAMA												
at South Carolina												
at Georgia												
KENTUCKY												

STRAIN CAREER STATISTICS

Year	GP-GS	FG-FGA	Pct	3FG-FGA	Pct	FT-FTA	Pct	O-D-T (Reb.)	Avg	PF	FO	Asst	TO	Blk	Stl	Pts	Avg
2010-11	11-1	6-34	.176	3-11	.273	5-8	.625	1-4-5	0.5	5	0	2	9	0	5	20	1.8
TOTAL	11-1	6-34	.176	3-11	.273	5-8	.625	1-4-5	0.5	5	0	2	9	0	5	20	1.8

CAREER HIGHS

Points

7 vs. Seton Hall (11/27/10)

Rebounds

2 vs. Mercer (11/12/10)

Assists

1 twice, last vs. Alabama A&M (12/28/10)

Blocks

1 vs. Mercer (11/12/10)

Steals

1 5 times, last vs. JSU (12/30/10)

Field Goals

2 twice, last vs. Purdue (12/18/10)

Field Goal Attempts

7 vs. Alabama A&M (12/28/10)

3-Point Field Goals

1 3 times, last vs. Purdue (12/18/10)

3-Point FG Attempts


3 twice, last vs. Seton Hall (11/27/10)

Free Throws

3 vs. Sacred Heart (11/26/10)

Free Throw Attempts

6 vs. Sacred Heart (11/26/10)



Tyrese TANNER

#32

Freshman • Forward • 6-2

Birmingham, Ala.

Hoover High School

NOTES:

- Came off the bench to score career-high 15 points at Chicago State, leading Auburn to the come-from-behind victory
- Made first collegiate start vs. Seton Hall, went on to start the next two games
- Has scored in double figures in three games this season, including two of the last three
- Named to Junkanoo Jam All-Tournament Team
- Scored 4 points with 3 rebounds in collegiate debut vs. Mercer
- Ranked as the No. 75 overall prospect and No. 13 wing prospect in the country by ESPN HoopGurlz
- Selected to McDonald's All-America game but sat out because of injury
- Named Alabama 6A Player of the Year as a senior

Opponent	Start	Min.	FG-A	3PT-A	FT-A	O-D-T	PF	Asst.	TO	Blk.	Stl.	Pts.
MERCER		10	1-7	1-4	1-2	2-1-3	1	2	1	1	0	4
FLORIDA STATE		2	0-2	0-0	0-0	1-0-1	0	0	0	0	1	0
DUKE		8	2-4	2-4	0-0	0-1-1	1	0	1	0	0	6
at South Florida		19	1-3	0-0	0-0	1-2-3	4	3	1	1	0	2
vs. Sacred Heart		21	4-8	0-2	2-3	1-1-2	1	0	1	0	3	10
vs. Seton Hall		20	1-7	0-2	0-3	2-3-5	3	1	4	0	2	2
SOUTH ALABAMA	*	15	2-3	0-1	1-2	1-3-4	3	0	1	2	1	5
TEMPLE	*	8	0-1	0-0	0-0	1-1-2	1	0	1	0	0	0
at George Washington		14	0-2	0-0	0-0	3-2-5	0	0	2	1	0	0
vs. Purdue		12	1-4	0-1	2-2	2-0-2	0	0	0	1	0	4
at Chicago State		12	4-6	0-0	6-6	0-1-1	2	0	0	0	1	15
ALABAMA A&M		17	0-2	0-1	0-0	1-2-3	4	1	5	1	3	0
JACKSONVILLE STATE		19	4-8	0-1	3-4	0-4-4	3	2	3	1	1	11
at Alabama												
FLORIDA												
at Vanderbilt												
OLE MISS												
LSU												
at Mississippi State												
TENNESSEE												
SOUTH CAROLINA												
at Kentucky												
MISSISSIPPI STATE												
at LSU												
at Arkansas												
ALABAMA												
at South Carolina												
at Georgia												
KENTUCKY												

TANNER CAREER STATISTICS

Year	GP-GS	FG-FGA	Pct	3FG-FGA	Pct	FT-FTA	Pct	O-D-T (Reb.)	Avg	PF	FO	Asst	TO	Blk	Stl	Pts	Avg
2010-11	13-3	20-57	.351	4-17	.235	15-22	.682	15-21-36	2.8	23	0	9	20	8	12	59	4.5
TOTAL	13-3	20-57	.351	4-17	.235	15-22	.682	15-21-36	2.8	23	0	9	20	8	12	59	4.5

CAREER HIGHS

Points

15 at Chicago State (12/21/10)

Rebounds

5 twice, last at GW (12/15/10)

Assists

3 at South Florida (11/22/10)

Blocks

2 vs. South Alabama (12/2/10)

Steals

3 twice, last vs. Alabama A&M (12/28/10)

Field Goals

4 3 times, last vs. JSU (12/30/10)

Field Goal Attempts

8 twice, last vs. JSU (12/30/10)

3-Point Field Goals

2 vs. Duke (11/18/10)

3-Point FG Attempts

4 twice, last vs. Duke (11/18/10)

Free Throws

6 at Chicago State (12/21/10)

Free Throw Attempts

6 at Chicago State (12/21/10)



Jassany WILLIAMS

#25

Freshman • Forward • 6-2

Davie, Fla.

Nova High School

NOTES:

- Averaging 6.0 points and 7.0 rebounds in the last two games
- Came off the bench to score career high 13 points vs. South Alabama
- Led Auburn with career-high 8 rebounds vs. Jacksonville State
- Has played at least 10 minutes per game in 11 of the first 13 games, emerging as the first player off the bench
- Ranked as the No. 59 overall prospect and No. 7 post prospect in the country by ESPN HoopGurlz
- Led her high school to first-ever state championship appearance, finishing runner-up
- Runner-up for Florida 5A Player of the Year

Opponent	Start	Min.	FG-A	3PT-A	FT-A	O-D-T	PF	Asst.	TO	Blk.	Stl.	Pts.
MERCER	18		4-13	0-0	1-2	5-1-6	3	0	1	2	2	9
FLORIDA STATE	26		2-6	0-0	1-2	1-2-3	5	0	3	2	3	5
DUKE	16		0-2	0-0	0-0	1-1-2	1	0	2	0	0	0
at South Florida	10		1-6	0-0	0-0	2-1-3	1	0	2	0	0	2
vs. Sacred Heart	8		0-3	0-0	0-0	0-2-2	2	0	0	0	0	0
vs. Seton Hall	18		3-4	0-0	2-2	3-4-7	2	1	0	2	0	8
SOUTH ALABAMA	23		5-7	0-0	3-6	2-2-4	1	0	0	0	0	13
TEMPLE	5		0-2	0-0	0-0	0-0-0	1	0	1	0	1	0
at George Washington	12		2-6	0-0	1-2	2-2-4	0	0	2	1	1	5
vs. Purdue	17		1-3	0-0	0-2	2-3-5	2	0	0	1	2	2
at Chicago State	10		1-2	0-0	0-0	0-1-1	3	0	0	2	1	2
ALABAMA A&M	11		1-2	0-0	3-4	4-2-6	2	0	2	0	0	5
JACKSONVILLE STATE	20		2-4	0-0	3-4	3-5-8	2	1	4	2	1	7
at Alabama												
FLORIDA												
at Vanderbilt												
OLE MISS												
LSU												
at Mississippi State												
TENNESSEE												
SOUTH CAROLINA												
at Kentucky												
MISSISSIPPI STATE												
at LSU												
at Arkansas												
ALABAMA												
at South Carolina												
at Georgia												
KENTUCKY												

WILLIAMS CAREER STATISTICS

Year	GP-GS	FG-FGA	Pct	3FG-FGA	Pct	FT-FTA	Pct	O-D-T (Reb.)	Avg	PF	FO	Asst	TO	Blk	Stl	Pts	Avg
2010-11	13-0	22-60	.367	0-0	.000	14-24	.583	25-26-51	3.9	25	1	2	17	12	11	58	4.5
TOTAL	13-0	22-60	.367	0-0	.000	14-24	.583	25-26-51	3.9	25	1	2	17	12	11	58	4.5

CAREER HIGHS

Points		
13	vs. South Alabama	(12/2/10)
Rebounds		
8	vs. Jacksonville State	(12/30/10)
Assists		
1	twice, last vs. JSU	(12/30/10)
Blocks		
2	5 times, last vs. JSU	(12/30/10)
Steals		
3	vs. Florida State	(11/15/10)
Field Goals		
5	vs. South Alabama	(12/2/10)
Field Goal Attempts		
13	vs. Mercer	(11/12/10)
3-Point Field Goals		
		N/A
3-Point FG Attempts		
		N/A
Free Throws		
3	3 times, last vs. JSU	(12/30/10)
Free Throw Attempts		
6	vs. South Alabama	(12/2/10)

Game 1: Nov. 12, 2010
Auburn 79, Mercer 61
Auburn Arena
Auburn, Ala.
First Game In Auburn Arena

Official Basketball Box Score -- Game Totals -- Final Statistics

Mercer vs Auburn

11-12-10 5 p.m. at Auburn, Ala. - Auburn Arena

VISITORS: Mercer (0-1)

#	Player	fg-fga	3fg-fga	ft-fa	rebounds		pf	tp	a	to	blk	s	min
					of	de							
05	SMITH, Sharmesia*	1-3	0-0	2-2	1	6	7	2	4	0	0	1	0 27
14	PHILLIPS, Alex*	3-7	1-1	2-4	2	6	8	1	9	1	2	1	0 23
02	WILLIAMS, Briana*	7-17	5-10	4-7	1	1	2	1	23	1	2	0	0 27
21	GRANT, Kendra*	1-5	0-1	0-0	5	3	8	5	2	1	1	0	1 21
22	BOYKIN, Sharnae*	5-13	1-4	0-0	0	1	3	11	6	9	0	1	38
10	BARNES, Ariel	0-0	0-0	0-0	0	0	0	0	0	0	1	0	0 1
11	CLANTON, Rebecca	0-2	0-2	0-0	0	1	1	0	0	1	2	0	0 3
23	HAZEL, Brittnae	0-3	0-0	2-4	2	3	5	3	2	0	2	0	0 17
24	BLAKNEY, Keema	2-7	1-3	0-0	2	0	2	0	5	0	0	0	1 15
30	CARTER, Courtney	0-1	0-0	0-0	2	2	4	1	0	0	0	0	0 12
31	CHATHAM, Amber	2-4	1-2	0-0	0	2	2	1	5	1	0	0	1 16
TEAM					1	1							
Totals.....		21-62	9-23	10-17	15	26	41	17	61	11	19	2	4 200

HOME: Auburn (1-0)

#	Player	fg-fga	3fg-fga	ft-fa	rebounds		pf	tp	a	to	blk	s	min
					of	de							
14	Alverson, Blanche*	3-10	3-9	2-2	1	2	3	0	11	3	2	0	1 25
21	Greenleaf, Jordan*	6-9	0-1	4-5	5	7	12	2	16	2	1	1	3 30
01	Toles, Morgan*	1-5	0-0	0-0	1	5	6	1	2	6	1	0	0 27
04	Simmons, Parrisha*	0-1	0-0	1-6	4	1	5	1	1	3	0	0	2 19
05	Smalley, Alli*	6-15	1-5	3-4	1	3	4	2	16	1	4	1	2 26
02	Jennings, Morgan	2-2	0-0	2-2	1	2	1	6	1	1	0	3	14
11	Strain, Courtney	1-3	1-1	0-0	1	1	2	0	3	0	1	0	1 7
20	West, Pascale	2-3	0-0	0-0	0	1	1	4	4	0	0	0	0 8
23	Hilliard, Chantel	2-3	0-0	0-0	0	3	3	0	4	0	1	0	1 13
25	Williams, Jassany	4-13	0-0	1-2	5	1	6	3	9	0	1	2	2 18
32	Tanner, Tyrese	1-7	1-4	1-2	2	1	3	1	4	2	1	1	0 10
34	Davis, Peyton	0-1	0-0	3-4	0	0	0	2	3	0	0	1	0 3
TEAM					2	3	5						
Totals.....		28-72	6-20	17-27	23	52	17	79	18	13	6	15	200

Officials: Dock Sisk (R), Amy Bonner (U1), Barry Roberts (U2)

Technical fouls: Mercer-None. Auburn-None.

Attendance: 2459

Score by Periods	1st	2nd	Total
Mercer	20	41	61
Auburn	40	39	79

AUBURN - Senior Jordan Greenleaf led the Tigers with a double-double, scoring 16 points with 12 rebounds, as the Auburn women's basketball team opened the new Auburn Arena with a 79-61 win over Mercer. Senior Alli Smalley also scored 16 points with sophomore Blanche Alverson adding 11.

A crowd of nearly 2,500 came out for the inaugural game in the new facility. The Tigers took on Mercer as part of a doubleheader with the Auburn men's basketball team.

Alverson scored the first Auburn basket in the new facility, draining a three-pointer at the 19:04 mark. Her nine first-half points were a team-high as the Tigers took a 40-20 lead into the locker room.

The Tigers saw their largest lead of the day at the 15:38 mark of the second half as back-to-back jumpers from Greenleaf forced a Mercer timeout. The Bears' freshman Briana Williams then opened up on a hot streak to close the second half, scoring 20 points while shooting 7-of-10 from the field. She finished with a game-high 23 points.

All 12 active Tigers saw action and scored in the game with the freshman class combining for 19 points and 11 rebounds. Jassany Williams led the newcomers with nine points and six boards in 18 minutes of action. The Davie, Fla., native also led the Tigers in blocks with two.

The Tigers shot 28-of-72 from the field, 17-of-27 from the line and 6-of-20 from three-point land. Auburn also out-rebounded the Bears, 52-41.

Game 2: Nov. 15, 2010
Auburn 61, #16/14 Florida State 67
Auburn Arena
Auburn, Ala.

Official Basketball Box Score -- Game Totals -- Final Statistics

Florida State vs Auburn

11-15-10 6 p.m. at Auburn, Ala. - Auburn Arena

VISITORS: #16/14 Florida State (2-0)

#	Player	fg-fga	3fg-fga	ft-fa	rebounds		pf	tp	a	to	blk	s	min
					of	de							
33	Natasha Howard*	6-9	2-3	0-0	3	6	9	4	14	2	9	2	0 29
54	Gierra Bravard*	3-6	0-0	6-8	3	7	10	4	12	1	2	0	0 23
03	Alexa Deluzio*	6-13	2-5	9-9	4	2	6	3	23	2	2	0	1 34
05	Christian Hunnicutt*	1-4	0-1	1-2	3	1	4	3	3	3	0	1	36
12	Courtney Ward*	0-6	0-4	0-0	1	2	3	1	0	2	7	0	3 34
00	Chasity Clayton	3-10	1-2	0-0	1	3	4	1	7	0	3	0	1 15
22	Olivia Bresnahan	0-1	0-0	0-0	0	2	2	1	0	0	0	0	0 9
34	Chelsea Davis	3-4	0-0	2-3	1	4	5	1	8	0	3	0	0 20
TEAM					1	3	4						
Totals.....		22-53	5-15	18-22	17	30	47	18	67	10	29	2	6 200

HOME: Auburn (1-1)

#	Player	fg-fga	3fg-fga	ft-fa	rebounds		pf	tp	a	to	blk	s	min
					of	de							
14	Alverson, Blanche*	7-12	2-3	0-0	2	0	2	4	16	0	0	1	31
21	Greenleaf, Jordan*	5-13	1-1	4-5	4	5	9	4	15	0	4	2	3 39
01	Toles, Morgan*	7-14	0-0	1-4	1	2	3	1	15	7	4	0	3 34
04	Simmons, Parrisha*	1-2	0-0	0-0	0	1	1	1	2	0	0	0	0 13
05	Smalley, Alli*	2-15	1-6	1-2	0	2	2	2	6	3	4	1	1 33
02	Jennings, Morgan	0-1	0-0	0-0	1	1	2	0	0	2	1	0	0 9
11	Strain, Courtney	1-1	0-0	0-0	0	1	1	2	0	1	0	0	4
20	West, Pascale	0-0	0-0	0-0	0	0	0	0	0	0	0	0	0 2
23	Hilliard, Chantel	0-0	0-0	0-0	0	0	0	0	0	0	0	1	0 6
25	Williams, Jassany	2-6	0-0	1-2	1	2	3	5	5	0	3	2	3 26
32	Tanner, Tyrese	0-2	0-0	0-0	1	0	1	0	0	0	0	0	1 2
34	Davis, Peyton	0-0	0-0	0-0	0	0	0	0	0	0	0	0	0 1
TEAM					2	3	5						
Totals.....		25-66	4-10	7-13	12	17	29	19	61	12	17	6	12 200

Officials: Dee Kantner (R), Bob Trammell (U1), Eric Brewton (U2)

Technical fouls: Florida State-None. Auburn-None.

Attendance: 2176

Score by Periods	1st	2nd	Total
Florida State	23	44	67
Auburn	30	31	61

AUBURN - After taking a seven-point lead at halftime, the Auburn women's basketball team could not hold off the second-half surge from No. 16/14 Florida State as the Seminoles pulled out the 67-61 win, handing the Tigers their first loss in Auburn Arena.

Sophomore Blanche Alverson led the Tigers in scoring with 16, shooting 7-of-12 from the field and connecting on 2-of-3 from beyond the arc. Senior Jordan Greenleaf and sophomore Morgan Toles each knocked down 15. Greenleaf led the team with nine rebounds.

The Tigers tallied 12 steals, forcing 29 Seminole turnovers. Auburn then turned those 29 turnovers into 29 points on the other end of the floor. Greenleaf, Toles and freshman Jassany Williams led Auburn with three steals each.

The Tigers found themselves down, 23-14, at 7:04 in the first half before opening up a 16-0 run to close the period. Williams, Smalley and Greenleaf combined for four blocks as the Tigers forced seven turnovers to take a 30-23 lead into the break. Toles closed the final 3:54 of the second half with four points and three assists.

The Seminoles answered with a surge of their own in the second half, using an early 10-0 run to re-take the lead. Florida State used a 12-4 run down the stretch, fueled by its free throw shooting, to come away with the win.

As a team, the Tigers were 25-of-66 from the field for 37.9 percent. Auburn shot 7-of-13 from the stripe and 4-of-10 from 3-point land. Florida State out-rebounded Auburn, 47-29.

Game 3: Nov. 18, 2010
Auburn 62, #6/6 Duke 75
Auburn Arena
Auburn, Ala.

Official Basketball Box Score -- Game Totals -- Final Statistics

Duke vs Auburn

11-18-10 6 p.m. CT at Auburn, Ala. - Auburn Arena

VISITORS: Duke (3-0)

#	Player	fg-fga	3fg-fga	ft-fa	rebounds		pf	tp	a	to	blk	s	min
					of	de							
13	Christmas, Karima*	4-8	1-4	1-1	1	2	3	1	10	0	1	1	1 32
24	Scheer, Kathleen*	0-5	0-1	0-0	3	1	4	2	0	0	0	1	1 13
34	Thomas, Krystal*	5-6	0-0	1-2	4	3	7	3	11	0	3	0	2 26
04	Wells, Chloe*	2-6	1-3	0-0	0	0	1	5	1	2	0	3	22
05	Thomas, Jasmine*	7-13	1-4	1-2	0	2	2	3	16	5	3	1	3 35
03	Selby, Shay	1-1	0-0	0-0	0	2	2	2	2	2	2	0	0 12
12	Gray, Chelsea	3-6	1-3	6-6	0	2	2	0	13	1	3	0	3 14
15	Jackson, Richa	0-1	0-1	0-0	0	1	1	0	0	0	0	0	0 2
32	Liston, Tricia	2-4	0-2	0-0	0	0	0	0	4	0	0	0	0 4
33	Peters, Haley	5-9	0-0	0-0	2	4	6	5	10	1	2	0	1 20
43	Vernerey, Allison	1-1	0-0	2-2	2	1	3	2	4	0	1	2	1 20
TEAM					1	1							
Totals.....		30-60	4-18	11-13	12	19	31	19	75	10	17	5	15 200

HOME: Auburn (1-2)

#	Player	fg-fga	3fg-fga	ft-fa	rebounds									
					de	tot	pf	tp	a	to	blk	s	min	
14	Alverson, Blanche*	3-10	2-8	1-2	0	7	7	1	9	2	2	0	1	33
21	Greenleaf, Jordan*	3-8	0-2	2-4	3	3	6	3	8	0	4	0	1	38
01	Toles, Morgan*	5-10	0-0	2-4	2	0	2	3	12	5	4	0	2	28
04	Simmons, Parrisha*	1-3	0-0	2-4	1	0	1	1	4	1	1	0	2	12
05	Smalley, Alli*	3-4	2-3	4-4	1	2	3	2	12	3	4	0	0	26
02	Jennings, Morgan	1-3	0-0	3-4	0	2	2	5	1	3	0	1	0	16
11	Strain, Courtney	0-0	0-0	0-0	0	0	0	0	0	0	0	0	0	6
20	West, Pascale	1-1	0-0	0-0	0	0	0	2	0	0	0	0	0	3
23	Hilliard, Chantel	1-5	0-0	2-2	3	4	1	4	1	0	0	1	12	
25	Williams, Jassany	0-2	0-0	0-0	1	2	1	0	0	2	0	0	16	
32	Tanner, Tyrese	2-4	2-4	0-0	1	1	1	6	0	1	0	0	8	
34	Davis, Peyton	0-0	0-0	0-0	0	0	2	0	0	0	0	0	2	
	TEAM				2	1	3							
	Totals.....	20-50	6-17	16-24	13	18	31	17	62	13	21	0	8	200

Game 4: Nov. 22, 2010
Auburn 49, South Florida 67
Sun Dome
Tampa, Fla.

Official Basketball Box Score -- Game Totals -- Final Statistics
 Auburn vs South Florida
 11-22-10 7 P.M. at USF Sun Dome, Tampa, Fla.

VISITORS: Auburn (1-3)

#	Player	fg-fga	3fg-fga	ft-fa	rebounds		pf	tp	a	to	blk	s	min
					of	de							
14	Alverson, Blanche*	3-11	2-8	0-0	1	1	2	3	8	0	1	0	29
21	Greenleaf, Jordan*	5-13	0-0	3-4	7	3	10	0	13	1	3	1	38
01	Toles, Morgan*	0-4	0-1	3-4	0	2	2	1	3	3	1	0	27
04	Simmons, Parrisha*	0-0	0-0	0-2	0	1	1	2	0	0	0	0	12
05	Smalley, Alli*	1-11	0-4	2-3	0	0	2	4	0	0	0	0	22
02	Jennings, Morgan	0-4	0-0	1-2	2	1	3	1	1	2	1	0	16
23	Hilliard, Chantel	7-9	0-0	2-2	4	3	7	1	16	0	0	0	23
25	Williams, Jassany	1-6	0-0	0-0	2	1	3	1	2	0	2	0	10
32	Tanner, Tyrese	1-3	0-0	0-0	1	2	3	4	2	3	1	1	0
34	Davis, Peyton	0-1	0-0	0-0	1	2	3	1	0	0	1	0	4
TEAM				4		1	5						
Totals.....		18-62	2-13	11-17	22	17	39	16	49	9	10	2	1 200

HOME: South Florida (3-2)

#	Player	fg-fga	3fg-fga	ft-fa	rebounds		pf	tp	a	to	blk	s	min
					of	de							
04	CONNER, Tiffany*	2-4	1-2	2-2	1	3	4	2	7	3	2	1	0 22
11	GRANT, Porche*	4-5	0-0	0-0	1	6	7	3	8	0	3	4	1 30
01	WYNNE, Jasmine*	1-2	0-0	2-3	1	4	5	3	4	3	2	1	1 30
02	SAUNDERS, Kanisha*	2-8	1-2	0-0	0	1	1	5	7	1	0	2	32
21	SMITH, Andrea*	12-22	8-13	1-2	2	3	5	2	33	2	1	0	0 38
02	DOOMES-STEPHENS, L.	0-1	0-1	0-0	1	0	1	2	0	0	0	0	12
12	SMITH, Andrell	0-2	0-1	0-1	0	2	2	1	0	4	0	0	15
22	FLOWERS, Aleshia	0-0	0-0	0-0	0	1	1	0	0	0	0	0	0+
30	EKSTROM, Salla	0-0	0-0	0-0	0	0	0	0	0	0	0	0	0+
32	MC DONALD, Akila	0-0	0-0	0-1	2	2	4	1	0	0	1	1	0 10
33	CARN, Doleisha	5-5	0-0	0-0	0	1	1	0	10	2	1	0	0 11
TEAM				1		3	4						
Totals.....		26-49	10-19	5-9	9	26	35	15	67	21	11	7	4 200

Officials: Dennis DeMayo, Luis Gonzalez, Amy Bonner

Technical fouls: Auburn-None. USF-None.

Attendance: 1106

Score by Periods	1st	2nd	Total
Auburn	24	25	49
South Florida	36	31	67

TAMPA - Playing on the road for the first time this season, the Auburn women's basketball team struggled from the field, shooting 29 percent, as South Florida pulled out the 67-49 win. Junior Chantel Hilliard scored 16 points off the bench to lead the Tigers in the loss.

South Florida scored 22 of the first 25 points of the game, taking a 22-3 lead with 12:01 to go in the first half. The Tigers were able to get back on their feet, out-scoring USF 21-14 during the rest of the period to cut the Bull lead to 12 at halftime, 36-24.

Auburn came out of the locker room on a mission, scoring the first eight points, four from Hilliard, to cut the lead to four in the first three minutes of the second half, forcing USF to call at timeout at the 17:23 mark. That would be as close as the Tigers would come, though, as the Bulls came out of the timeout scoring the next four points to put its lead back to eight.

Led by 10 second-half points each from Hilliard and senior Jordan Greenleaf, Auburn was able to keep the South Florida lead in single digits for most of the remainder of the half.

A Hilliard layup cut the lead to seven with 7:58 to play, but that is as close as Auburn would get in the final minutes as USF's Andrea Smith answered with a 3-pointer, one of her eight on the night, to build the lead back to 10 with 6:47 to go.

Smith's 3-pointer opened up a 16-5 USF run to finish the game, building the lead back to as much as 19 points as the Bulls cruised to the 67-49 win. Smith would go on to score a game-high 33 points.

Game 5: Nov. 26, 2010
Auburn 53, Sacred Heart 65
St. Georges High School
Freeport, Bahamas
Junkanoo Jam

Official Basketball Box Score -- Game Totals -- Final Statistics
 Sacred Heart vs Auburn
 11-26-10 1 p.m. at Freeport, Bahamas

VISITORS: Sacred Heart (2-2)

#	Player	fg-fga	3fg-fga	ft-fa	rebounds		pf	tp	a	to	blk	s	min
					of	de							
01	NORMAN, Ericka*	1-4	1-3	2-2	2	3	5	2	5	2	2	0	3 24
03	EVANS, Kiley*	4-8	0-0	5-9	3	3	6	2	13	0	7	1	1 33
15	MERRIMAN, Morgan*	2-3	0-0	1-1	1	1	2	4	5	1	4	1	0 32
20	TAYLOR, Callan*	5-10	3-6	0-0	6	6	5	13	2	5	0	2	24
35	APD, Aliso*	6-12	2-4	1-2	2	4	6	2	15	0	7	0	1 33
04	COSGROVE, Maggie	4-6	2-3	0-0	0	2	2	2	10	3	2	0	0 26
23	REILLY, Maureen	2-4	0-1	0-0	0	5	5	2	4	1	0	1	0 25
32	CAMPBELL, Alexis	0-0	0-0	0-0	0	1	0	0	0	0	0	0	0 3
TEAM				9		9							
Totals.....		24-47	8-17	9-14	8	34	42	19	65	9	27	3	7 200

HOME: Auburn (1-4)

#	Player	fg-fga	3fg-fga	ft-fa	rebounds		pf	tp	a	to	blk	s	min
					of	de							
01	Toles, Morgan*	4-7	0-0	0-0	3	1	4	2	8	0	2	0	0 22
05	Smalley, Alli*	5-13	2-5	0-0	1	4	5	1	12	1	2	0	2 28
14	Alverson, Blanche*	1-5	0-2	0-0	0	1	1	1	2	0	2	0	0 18
21	Greenleaf, Jordan*	1-7	0-0	2-4	6	1	7	2	4	4	3	1	1 32
23	Hilliard, Chantel*	2-5	0-0	1-2	1	2	3	0	5	1	2	0	0 19
02	Jennings, Morgan	1-5	0-0	2-2	1	1	2	1	4	0	2	0	1 15
04	Simmons, Parrisha	2-3	0-0	1-4	3	1	4	0	5	2	0	0	1 13
11	Strain, Courtney	0-6	0-3	3-6	0	0	0	1	3	0	1	0	1 15
20	West, Pascale	0-1	0-0	0-2	0	0	0	1	0	0	0	0	0 5
25	Williams, Jassany	0-3	0-0	0-0	0	2	2	2	0	0	0	0	0 9
32	Tanner, Tyrese	4-8	0-2	2-3	1	1	2	1	10	0	1	0	3 21
34	Davis, Peyton	0-1	0-0	0-0	0	0	0	0	0	0	0	0	0 3
TEAM				4		4							
Totals.....		20-64	2-12	11-23	16	18	34	12	53	8	15	1	9 200

Officials: Joanne Aldridge, Wesley Dean, Shelly Nakasone

Technical fouls: Sacred Heart-None. Auburn-None.

Attendance: 371

Score by Periods	1st	2nd	Total
Sacred Heart	38	27	65
Auburn	18	35	53

First Game of 2010 Junkanoo Jam

FREEPORT, Bahamas - The Auburn women's basketball team struggled from the field Nov. 26, shooting 31.3 percent as the Tigers fell to Sacred Heart, 65-53, in the first game of the 2010 Junkanoo Jam in Freeport, Bahamas.

Senior Alli Smalley led the Tigers in scoring with 12 points while freshman Tyrese Tanner came off the bench for 10 points and three steals. Jordan Greenleaf pulled down a team-high seven rebounds.

After playing only six minutes in the first half, Tanner came off the bench and played 15 of the 20 minutes in the second half, scoring all 10 of her points in the period. She was also big in the Auburn press, forcing three turnovers late in the game.

After taking a 38-18 lead at halftime, Sacred Heart came out on fire in the second half, extending its lead to 32 with 9:27 left thanks 23-11 run to open the half. Auburn responded by turning on its defense in the last nine minutes, forcing 12 turnovers while holding the Pioneers to only four points.

The run allowed Auburn to cut the Sacred Heart lead to 12, down from 32, by the end of the game, but it was cut short as the Tigers lost, 65-53.

For the game, Auburn forced 27 Pioneer turnovers, gathering nine steals, but the Tigers lost the rebounding battle, 42-34. Sacred Heart shot 51.1 percent for the game and 47.1 percent of its free throws.

Game 6: Nov. 27, 2010
Auburn 85, Seton Hall 51
St. Georges High School
Freeport, Bahamas
Junkanoo Jam

Official Basketball Box Score -- Game Totals -- Final Statistics
 Auburn vs Seton Hall
 11-27-10 1 p.m. at Freeport, Bahamas

VISITORS: Auburn (2-4)

#	Player	fg-fga	3fg-fga	ft-fa	rebounds		pf	tp	a	to	blk	s	min
					of	de							
05	Smalley, Alli*	6-10	3-4	0-0	0	0	0	15	4	2	0	1	19
11	Strain, Courtney*	2-6	1-3	2-2	0	1	1	7	0	3	0	1	20
14	Alverson, Blanche*	4-8	0-3	4-5	2	1	3	1	12	2	3	0	0 17
21	Greenleaf, Jordan*	1-2	0-0	0-0	1	1	2	1	2	1	1	0	0 21
32	Tanner, Tyrese*	1-7	0-2	0-3	2	3	5	3	2	1	4	0	2 20
01	Toles, Morgan	5-7	0-0	2-3	0	0	0	2	12	4	0	0	4 17
02	Jennings, Morgan	7-7	0-0	0-1	0	4	4	2	14	1	1	0	2 19
04	Simmons, Parrisha	1-4	0-0	2-5	2	3	5	1	4	1	0	0	1 21
20	West, Pascale	0-0	0-0	1-2	0	0	0	1	1	0	1	0	0 7
23	Hilliard, Chantel	2-4	0-0	0-0	0	1	1	1	4	0	0	0	1 9
25	Williams, Jassany	3-4	0-0	2-2	3	4	7	2	8	1	0	2	0 18
34	Davis, Peyton	2-5	0-0	0-1	2	1	3	3	4	1	1	0	0 12
TEAM				1		4	5						
Totals.....		34-64	4-12	13-24	13	23	36	18	85	16	17	2	12 200

HOME: Seton Hall (3-4)

#	Player	fg-fga	3fg-fga	ft-fa	rebounds										s	min
					of	de	tp	a	to	blk						
11	SIMMONS, Ka-Deidre*	2-10	0-5	4-4	0	1	1	3	8	3	7	0	2	33		
22	GREEN, Terry*	1-4	1-2	0-0	1	1	1	3	0	2	0	0	11			
23	CREW, Jasmine*	1-8	1-2	0-0	0	7	2	3	2	7	0	2	30			
25	WOOD, Whitney*	2-2	2-2	0-0	1	1	2	6	0	1	0	0	21			
33	ASHMEADE, Tajay*	2-3	0-0	2-4	5	4	9	4	6	0	6	1	0	21		
01	SWABY, Elaine	2-4	0-0	1-3	1	2	0	5	1	1	0	0	9			
02	MORRIS, Brittany	1-6	1-4	1-2	1	0	1	4	4	1	0	1	13			
13	MASEKO, Alexandra	2-5	0-0	4-4	2	1	3	2	8	0	2	0	0	24		
15	JOHNSON, Jazzmine	2-4	2-3	0-0	2	0	2	6	0	1	0	0	16			
21	BLACKMAN, Tiffani	1-1	0-0	0-1	0	0	0	2	0	0	0	0	6			
34	HENRY, Nicosia	0-4	0-0	0-0	2	1	3	3	0	0	3	0	1	16		
TEAM					1										6	7
Totals.....		16-51	7-18	12-16	22	38	22	51	7	31	1	6	200			

Game 7: Dec. 2, 2010
Auburn 75, South Alabama 70
Auburn Arena
Auburn, Ala.

Official Basketball Box Score -- Game Totals -- Final Statistics

South Alabama vs Auburn

12-02-10 6 p.m. at Auburn, Ala. -- Auburn Arena

VISITORS: South Alabama (3-4)

#	Player	fg-fga	3fg-fga	ft-fa	rebounds			pf	tp	a	to	blk	s	min
					of	de	tot							
21	Shelter, Christian*	4-8	1-2	2-2	0	2	2	5	11	0	1	0	0	20
24	Ammons, Taylor*	8-16	0-0	1-2	2	6	8	1	17	0	0	1	0	33
01	Peterson, Sarda*	4-5	2-2	0-1	0	1	1	2	10	4	2	0	0	27
10	Banks, Siedah*	3-6	0-1	3-4	0	3	3	1	9	4	3	0	0	32
15	Rutledge, Brittney*	3-6	3-5	0-0	0	3	3	4	9	3	3	0	0	19
03	Walker, Lauren	0-0	0-0	0-0	0	0	0	0	0	0	0	0	0	6
04	Simmons, Vanessa	0-1	0-0	0-0	0	0	0	1	0	0	2	0	0	8
05	Robertson, Ronneka	1-3	0-0	0-0	0	1	1	2	0	1	0	0	0	7
23	Nixon, Mary	2-4	0-0	1-2	6	2	8	3	5	1	4	0	0	21
25	Cherizol, Veronica	0-1	0-0	0-0	0	4	4	1	0	1	1	1	0	19
33	El, Mansa	2-3	1-2	2-2	0	0	0	1	7	1	0	0	0	8
TEAM					1	5	6							
Totals.....		27-53	7-12	9-13	9	27	36	20	70	14	17	2	0	200

HOME: Auburn (3-4)

#	Player	fg-fga	3fg-fga	ft-fa	rebounds			pf	tp	a	to	blk	s	min
					of	de	tot							
14	Alverson, Blanche*	3-4	1-2	0-0	0	2	2	2	7	3	2	1	0	21
21	Greenleaf, Jordan*	4-10	0-1	3-4	4	5	9	2	11	3	2	2	3	32
32	Tanner, Tyrese*	2-3	0-1	1-2	1	3	4	3	5	0	1	2	1	15
02	Jennings, Morgan*	2-6	0-0	0-2	0	2	2	3	4	1	0	1	2	17
05	Smalley, Alli*	5-15	1-3	4-4	0	1	1	2	15	1	1	0	2	26
01	Toles, Morgan	4-7	0-0	2-2	0	0	0	10	5	0	0	0	0	27
04	Simmons, Parrisha	0-4	0-0	5-6	4	2	6	2	5	0	2	0	1	16
11	Strain, Courtney	0-2	0-0	0-0	0	0	0	1	0	0	1	0	0	12
23	Hilliard, Chantel	2-4	0-0	1-2	1	0	1	3	5	0	0	0	0	11
25	Williams, Jassany	5-7	0-0	3-6	2	2	4	1	13	0	0	0	0	23
TEAM					2	2	4							
Totals.....		27-62	2-7	19-28	14	19	33	19	75	13	9	6	9	200

Officials: Joe Cunningham (R), Eddie Novak (U1), Troy Winders (U2)

Technical fouls: South Alabama-None. Auburn-None.

Attendance: 2006

Score by Periods	1st	2nd	Total
South Alabama	31	39	70
Auburn	42	33	75

AUBURN - Senior Alli Smalley scored a team-high 15 points, followed by a career-high 13 from freshman Jassany Williams as the Auburn women's basketball team pulled out the 75-70 win over in-state rival South Alabama. The win was the 24th win in a row for the Tigers over the Jaguars.

Auburn led by 11 at the half, but saw the lead slip away with South Alabama taking the lead with 14:03 left in the game. The Tigers bounced back, building its lead back to 10 before taking the five-point win.

Auburn used a 10-player rotation with everyone that played accounting for at least 11 minutes of action. Only senior Jordan Greenleaf, who played 32 minutes, topped the 30-minute mark. With the rotation, Auburn was able to get use out of its bench, out-scoring the South Alabama bench, 33-14.

The Tigers again used their defense to pull out the win, using nine steals to force 17 South Alabama turnovers, scoring 17 points off the turnovers. The Tigers also blocked six shots.

Senior Jordan Greenleaf led Auburn on the blocks, pulling down a game-high nine rebounds with her 11 points. She also tallied two blocks and a team-high three steals.

South Alabama was led by Taylor Ammons with 17 points and eight rebounds. Christian Shelter added 11 for the Jaguars while Sarda Banks chipped in 10 with four assists.

Game 8: Dec. 4, 2010
Auburn 61, Temple 61
Auburn Arena
Auburn, Ala.

Official Basketball Box Score -- Game Totals -- Final Statistics

Temple vs Auburn

12-04-10 1 p.m. at Auburn, Ala. -- Auburn Arena

VISITORS: Temple (4-4)

#	Player	fg-fga	3fg-fga	ft-fa	rebounds			pf	tp	a	to	blk	s	min
					of	de	tot							
05	MCCARTHY, Kristen*	5-17	2-5	3-4	3	2	5	3	15	2	2	1	2	37
30	BENNETT, Marli*	2-4	0-2	0-0	1	5	6	2	4	0	0	1	0	29
32	THAMES, Natasha*	1-5	0-0	1-2	2	3	5	4	3	1	0	0	0	25
11	PEDDY, Shey*	7-12	3-4	0-0	3	6	9	4	17	4	3	0	3	36
13	WALLACE, Qwedda*	5-11	1-5	4-6	3	2	5	4	15	0	5	0	1	27
01	LEWIS, Brittany	1-3	1-2	0-0	0	2	2	1	3	2	0	0	0	16
03	WILLIAMS, BJ	0-3	0-2	0-0	0	0	0	1	0	2	2	0	0	14
04	BELL, Satoria	2-3	1-1	0-0	0	2	2	0	5	0	1	0	0	6
25	MACAULAY, Victoria	0-1	0-0	0-0	0	1	1	3	0	0	1	2	0	10
TEAM					4	4								
Totals.....		23-59	8-21	8-12	12	27	39	22	62	11	14	4	6	200

HOME: Auburn (3-5)

#	Player	fg-fga	3fg-fga	ft-fa	rebounds			pf	tp	a	to	blk	s	min
					of	de	tot							
21	Greenleaf, Jordan*	3-10	0-0	3-5	6	6	12	2	9	4	1	2	0	38
44	Alverson, Blanche*	3-8	3-7	1-2	2	3	5	1	10	3	1	0	0	32
02	Jennings, Morgan*	4-7	0-0	0-1	3	2	5	1	8	1	2	1	0	27
05	Smalley, Alli*	7-17	3-7	5-9	0	3	3	3	22	0	1	0	3	33
32	Tanner, Tyrese*	0-1	0-0	0-0	1	1	2	1	0	0	1	0	0	8
01	Toles, Morgan	0-6	0-0	0-0	1	3	4	2	0	4	2	0	1	23
04	Simmons, Parrisha	0-1	0-0	2-2	2	0	2	1	2	1	2	0	0	9
11	Strain, Courtney	0-2	0-0	0-0	0	0	0	0	0	0	0	0	0	2
23	Hilliard, Chantel	3-5	0-0	4-4	1	3	4	3	10	0	3	0	0	23
25	Williams, Jassany	0-2	0-0	0-0	0	0	0	1	0	0	1	0	1	5
TEAM					1	4	5							
Totals.....		20-59	6-14	15-23	17	25	42	15	61	13	15	3	5	200

Officials: Lisa Mattingly (R), Tina Napier (U1), Amy Bonner (U2)

Technical fouls: Temple-None. Auburn-None.

Attendance: 3206

Score by Periods	1st	2nd	Total
Temple	33	29	62
Auburn	33	28	61

AUBURN - Temple's Brittany Lewis hit her only shot of the game, a 3-pointer from the right side with 1:22 left in the game, giving the Owls a lead it would not give up as Temple pulled out the 62-61 win against Auburn on Dec. 4. Senior Alli Smalley passed the 20-point mark for the first time this season, leading the Tigers with 22 points in the loss.

Auburn trailed during most of the first half, but came back to tie the game at 33 going into halftime. Back-to-back 3-pointers from Smalley and sophomore Blanche Alverson in the final three minutes tied the game up going into the locker room.

One of the bright spots of the game for Auburn was a Smalley 3-pointer with 8:37 left in the game. Not only did the trey give the Tigers a six-point lead, but was also 185th of Smalley's career, giving her the Auburn record for career 3-pointers.

Auburn eventually led by as many as seven points after a Hilliard layup with 6:27 to go, giving the Tigers a 54-47 lead. But Temple used its outside shooting, hitting four 3-pointers in the final five minutes, to out-score Auburn 15-7 down the stretch for the win.

Three Tigers scored in double figures, led by Smalley's 22 points. Alverson and Hilliard scored 10 points each while senior Jordan Greenleaf scored nine points along with her game-high 12 rebounds.

Temple was led by Shey Peddy, who was 3-of-4 from beyond the arc, with 17 points and nine rebounds. Kristen McCarthy and Qwedda Wallace each added 15 for the Owls.

Game 9: Dec. 15, 2010
Auburn 52, George Washington 45
Charles E. Smith Center
Washington, D.C.

Official Basketball Box Score -- Game Totals -- Final Statistics

Auburn vs George Washington

12-15-10 7 p.m. at Washington, D.C. - Smith Center

VISITORS: Auburn (4-5)

#	Player	fg-fga	3fg-fga	ft-fa	rebounds			pf	tp	a	to	blk	s	min
					of	de	tot							
14	Alverson, Blanche*	6-15	2-6	2-2	2	2	4	1	16	0	3	0	2	35
21	Greenleaf, Jordan*	1-8	0-0	1-2	5	6	11	1	3	0	0	4	1	34
01	Toles, Morgan*	1-8	0-0	1-2	2	2	4	2	3	7	2	0	2	24
04	Simmons, Parrisha*	1-1	0-0	0-0	3	2	5	1	2	0	1	0	0	13
05	Smalley, Alli*	5-15	4-7	0-1	2	1	3	0	14	1	0	0	0	34
02	Jennings, Morgan	1-3	0-0	1-3	3	2	5	1	3	6	0	0	3	19
23	Hilliard, Chantel	2-5	0-0	1-2	1	1	2	3	5	0	1	1	0	12
25	Williams, Jassany	2-6	0-0	1-2	2	2	4	0	5	0	2	1	1	12
32	Tanner, Tyrese	0-2	0-0	0-0	3	2	5	0	0	2	1	0	0	14
34	Davis, Peyton	0-1	0-0	1-2	1	0	1	1	1	0	0	0	0	3
TEAM					3	2	5							
Totals.....		19-64	6-13	8-16	27	22	49	10	52	14	11	7	9	200

HOME: George Washington (5-5)

#	Player	rebounds												
		fg-fga	3fg-fga	ft-fa	of	de	tot	pf	tp	a	to	blk	s	min
11	WILSON, Brooke*	2-7	1-2	0-0	3	4	7	2	5	0	1	1	1	27
31	BOOKER, Tara*	3-10	2-6	0-0	2	6	8	3	8	0	1	0	1	30
34	ABIONA, Ivy*	3-7	0-0	0-0	4	1	5	2	6	0	0	3	1	28
05	MYERS, Tiana*	4-8	0-2	4-4	0	3	3	2	12	3	4	0	0	21
12	JACKSON, Danni*	1-9	0-0	0-0	0	2	2	1	2	4	5	1	2	34
03	ALDRIDGE, Kristin	2-6	0-0	0-0	0	1	1	3	4	1	2	0	0	20
13	DAVIS, Janine	0-1	0-1	0-0	0	0	0	0	0	0	0	0	0	6
14	PAINTER, Chelsea	0-0	0-0	0-0	0	0	0	0	1	0	0	0	0	5
44	MOSTAFA, Sara	1-2	0-0	2-2	2	4	0	4	3	1	1	1	1	19
50	ALLUMS, Kye	2-4	0-2	0-0	0	1	4	4	0	0	0	0	0	10
TEAM						3	2	5	1					
Totals		18-54	3-13	6-6	14	22	36	17	45	12	15	6	6	200

Game 10: Dec. 18, 2010
Auburn 56, Purdue 76
Conseco Fieldhouse
Indianapolis, Ind.
Boilermaker Blockbuster

Official Basketball Box Score -- Game Totals -- Final Statistics

Auburn vs Purdue

12-18-10 1:30 p.m. at Conseco Fieldhouse, Indianapolis, Ind.

VISITORS: Auburn (4-6)

#	Player	fg-fga	3fg-fga	ft-fa	rebounds			pf	tp	a	to	blk	s	min
					of	de	tot							
01	Toles, Morgan*	3-9	0-1	0-1	1	1	2	0	6	5	2	0	2	27
04	Simmons, Parrisha*	2-4	0-0	2-2	0	0	0	1	6	0	0	0	0	8
05	Smalley, Alli*	5-11	4-6	4-4	1	1	2	4	18	1	3	0	2	30
14	Alverson, Blanche*	3-9	2-6	2-2	1	1	2	2	10	0	1	0	0	31
21	Greenleaf, Jordan*	0-4	0-0	0-0	4	0	4	4	0	0	2	1	3	31
02	Jennings, Morgan	0-6	0-0	1-3	1	0	1	1	0	1	0	0	0	12
11	Strain, Courtney	2-5	1-2	0-0	0	0	0	0	5	1	1	0	1	10
20	West, Pascale	0-0	0-0	0-0	1	2	3	4	0	0	1	0	1	8
23	Hilliard, Chantel	2-6	0-0	0-1	0	1	1	3	4	1	1	1	0	11
25	Williams, Jassany	1-3	0-0	0-2	2	3	5	2	2	0	0	1	2	17
32	Tanner, Tyrese	1-4	0-1	2-2	0	2	0	4	0	0	0	1	0	12
34	Davis, Peyton	0-1	0-0	0-0	0	0	0	0	0	0	0	0	0	3
TEAM														
Totals.....		19-62	7-16	11-17	20	13	33	21	56	8	15	4	11	200

HOME: Purdue (6-3)

#	Player	fg-fga	3fg-fga	ft-fa	rebounds			pf	tp	a	to	blk	s	min
					of	de	tot							
05	Rayburn, Brittany*	7-15	4-9	7-7	1	1	2	2	25	1	2	0	0	29
15	Moses, Courtney*	5-9	1-3	1-1	0	3	3	12	4	4	0	2	3	35
41	Guyton, Alex*	4-8	0-0	6-9	5	4	9	2	14	0	3	2	4	27
43	Poston, Chantel*	2-3	0-0	1-2	1	4	5	3	5	2	2	0	0	24
52	Wilson, Ashley*	3-4	0-0	3-4	1	4	5	0	9	1	0	1	0	20
02	Howard, Antonette	2-4	0-0	1-1	0	2	2	0	5	1	4	0	0	16
20	Williams, Dee Dee	0-1	0-0	2-2	2	2	4	1	2	1	2	0	0	17
24	Mingo, Drey	0-0	0-0	2-2	0	1	1	1	2	0	0	0	0	2
32	Ostarella, Sam	0-2	0-1	0-0	1	6	7	4	0	2	1	2	1	13
40	Jones, Chelsea	1-1	0-0	0-0	1	1	2	0	2	0	1	0	0	11
54	Woods, Samantha	0-1	0-0	0-0	0	0	0	3	0	0	0	0	0	6
TEAM														
Totals.....		24-48	5-13	23-28	14	28	42	19	76	12	19	5	7	200

Officials: Lisa Matingly, Tina Napier, and Beverly Roberts

Technical fouls: Auburn-West, Pascale. Purdue-None.

Attendance: 7666

Score by Periods

	1st	2nd	Total
Auburn	29	27	56
Purdue	40	36	76

Boilermaker Blockbuster

INDIANAPOLIS, Ind. - A 14-3 Purdue run early in the first half put the Auburn women's basketball team in a hole it could not dig out of as Purdue went on to win the Boilermaker Blockbuster, 76-56, Dec. 18 at Conseco Fieldhouse in Indianapolis, Ind.

Senior Alli Smalley led the Tigers with 18 points, followed by Blanche Alverson with 10. Freshman Jassany Williams led the team in rebounding with five while also collecting a blocked shot and a pair of steals.

The Boilermakers shot 50.0 percent from the field and out-rebounded Auburn, 42-33. The Tigers shot just 30.6 percent from the field, but were able to force 19 Purdue turnovers, turning them into 17 points on the other end.

Purdue's early 14-3 run gave the Boilermakers an 11-point advantage halfway through the first half. Auburn cut the lead to five with 4:28 remaining after a pair of Smalley free throws, but Purdue closed out the period on an 8-2 run for a 40-29 halftime lead.

That would be the closest the Tigers would get as Purdue continued its run in the second half. The Boilermakers led by as many as 25 late in the game, but Auburn scored the final five points to cut it to 76-56 at the buzzer.

Game 11: Dec. 21, 2010
Auburn 67, Chicago State 63
Jacoby Dickens Center
Chicago, Ill.

Official Basketball Box Score -- Game Totals -- Final Statistics

Auburn vs Chicago State

12-21-10 1 p.m. at Jacoby Dickens Center - Chicago, Ill.

VISITORS: Auburn (5-6)

#	Player	fg-fga	3fg-fga	ft-fa	rebounds			pf	tp	a	to	blk	s	min
					of	de	tot							
14	Alverson, Blanche*	4-12	1-4	4-5	2	4	6	2	13	1	1	0	1	33
21	Greenleaf, Jordan*	1-6	0-0	3-4	7	5	12	4	5	0	2	0	2	35
01	Toles, Morgan*	6-14	0-0	2-2	1	3	4	1	14	7	1	0	1	33
04	Simmons, Parrisha*	0-1	0-0	3-9	3	5	8	0	3	0	3	1	0	27
05	Smalley, Alli*	3-12	0-4	1-2	3	1	4	3	7	2	2	0	2	29
02	Jennings, Morgan	0-0	0-0	1-2	0	0	0	0	1	0	1	0	1	5
11	Strain, Courtney	0-1	0-1	0-0	0	0	0	0	0	0	0	0	0	2
23	Hilliard, Chantel	3-5	0-0	1-2	1	0	1	4	7	0	1	0	1	10
25	Williams, Jassany	1-2	0-0	0-0	0	1	1	3	2	0	0	2	1	10
32	Tanner, Tyrese	4-6	1-1	6-6	0	1	1	2	15	0	0	0	1	12
34	Davis, Peyton	0-2	0-0	0-0	1	0	1	1	0	0	0	0	0	2
TEAM														
Totals.....		22-61	2-10	21-32	19	23	42	20	67	10	11	3	9	200

HOME: Chicago State (4-7)

#	Player	rebounds												
		fg-fga	3fg-fga	ft-fa	of	de	tot	pf	tp	a	to	blk	s	min
03	BECKEL, Tressa*	4-10	0-0	8-10	4	7	11	4	16	2	6	2	2	38
22	WALDON, Courtney*	4-11	2-3	2-2	1	4	5	5	12	3	2	1	1	40-
44	WROTEEN, Elana*	2-4	0-0	0-2	2	1	3	5	4	1	0	0	0	16
14	MARLOWE, Natalie*	2-6	1-2	0-1	1	3	4	1	5	4	1	0	2	33
21	DOCKERY, Janay*	2-10	2-3	3-4	3	2	5	3	9	5	2	0	1	39
00	DESROCHES, Caile	6-12	0-0	3-6	4	4	8	4	15	0	3	0	0	21
10	DAVIS, Caneke	0-0	0-0	0-0	0	0	0	0	0	0	0	0	0	1
24	HARVEY, Jazmyn	1-1	0-0	0-0	0	0	0	3	2	1	1	0	0	12
TEAM		3 3												
Totals.....		21-54	5-8	16-25	15	24	39	25	63	16	15	3	6	200

Officials: Dave Stewart (R), Jeff Cross (U), Kim Hobbs (U)

Technical fouls: Auburn-None. Chicago State-None.

Attendance: 325

Score by Periods

	1st	2nd	Total
Auburn	24	43	67
Chicago State	32	31	63

CHICAGO - Freshman Tyrese Tanner scored 13 of her team-high 15 points in the second half, leading an Auburn rally for a 67-63 win at Chicago State.

She scored seven-straight points for the Tigers late in the game, including the 3-pointer that put Auburn up for good. Tanner set a new career high with her 15 points. She was 4-of-6 from the field, including a 3-pointer, and made all six of her free-throw attempts - many coming in crucial times down the stretch.

The game was the final for Auburn before the team breaks for the Holidays. It capped off an eight-day, three-game road trip for the Tigers.

Auburn took an early 7-2 lead, but saw it slip away after a pair of Cougar 3-pointers. Chicago State would go on to lead most of the first half, capping it off with a Tressa Beckel jumper with 14 seconds remaining that gave CSU its largest lead of the game at 32-24.

The Tigers responded early in the second half, opening up with an 8-2 run to cut the Cougar lead to two. Chicago State would build its lead back up to six with 6:28 left in the game, but Tanner sparked an Auburn charge that would have the Tigers out-scoring CSU 22-12 in the final minutes.

Auburn finished the game 21-of-32 from the free throw and was 11-of-13 in the final 52 seconds of the game.

Morgan Toles scored 14 points followed by Blanche Alverson with 13. Jordan Greenleaf led Auburn on the boards with 12.

Game 12: Dec. 28, 2010
Auburn 84, Alabama A&M 45
Auburn Arena
Auburn, Ala.

Official Basketball Box Score -- Game Totals -- Final Statistics

Alabama A&M vs Auburn

12-28-10 6 p.m. at Auburn, Ala. -- Auburn Arena

VISITORS: Alabama A&M (4-6)

#	Player	fg-fga	3fg-fga	ft-fa	rebounds			pf	tp	a	to	blk	s	min
					of	de	tot							
34	MILLER, Shaurice*	1-2	0-0	0-0	0	2	2	1	2	0	3	0	0	18
55	ROBERTSON, NaDra*	1-1	0-0	0-0	0	0	0	1	2	1	0	0	0	9
05	STRICKLAND, Britney*	3-8	0-2	2-3	1	2	3	1	8	2	5	0	1	24
14	WATKINS, Nesfayia*	1-3	0-0	0-0	1	2	3	3	2	0	0	0	2	16
23	TOBAR, Whiquitta*	1-10	0-2	6-9	0	5	5	3	8	3	9	0	3	30
03	STRICKLAND, Alyssa	1-4	0-1	1-2	1	0	1	1	3	1	1	0	1	20
20	STOVER, Chasity	1-3	0-0	0-0	0	1	1	1	2	1	4	0	0	16
22	MARSHALL, Chelsea	0-2	0-1	0-0	0	1	1	1	0	0	0	0	0	12
24	SANDERS, Jasmine	0-1	0-0	0-0	1	1	1	0	0	1	0	0	0	4
25	O'NEAL, Danielle	0-2	0-0	0-0	1	1	2	1	0	0	6	0	1	13
32	MOORE, Clarissa	1-4	0-1	2-2	1	1	2	0	4	0	0	0	0	12
33	WILLIAMS, Gabrielle	5-12	0-0	4-5	4	0	4	3	14	1	0	1	1	23
50	BRANTLEY, Renee	0-0	0-0	0-0	0	1	1	0	0	0	0	0	0	3
TEAM														
Totals.....		15-52	0-7	15-21	12	19	31	17	45	9	29	1	9	200

HOME: Auburn (6-6)

#	Player	fg-fga	3fg-fga	ft-fa	rebounds			pf	tp	a	to
---	--------	--------	---------	-------	----------	--	--	----	----	---	----

Game 13: Dec. 30, 2010
Auburn 79, Jacksonville State 60
Auburn Arena
Auburn, Ala.

Official Basketball Box Score -- Game Totals -- Final Statistics

Jacksonville State vs Auburn

12:30-10:06 p.m. at Auburn, Ala. -- Auburn Arena

VISITORS: Jacksonville State (4-9)

#	Player	rebounds										s	min
		fg-fga	3fg-fga	ft-fa	of	de	tot	pf	tp	a	to	blk	
20	MANNING, Brittany*	3-11	0-3	2-2	2	2	4	2	8	0	6	1	0 35
44	VAUGHN, Danielle*	4-9	0-0	2-3	7	6	13	2	10	1	3	0	1 35
25	WILEY, Brittany*	8-15	4-6	0-0	1	6	7	0	20	1	2	0	3 39
02	BENEBY, Danielle*	1-8	0-2	0-0	0	3	3	1	2	4	1	0	1 38
10	PITTS, Zenobia*	6-14	2-5	0-0	2	0	2	1	14	2	4	0	2 31
03	MCCARTHY, Amanda	1-1	0-0	0-0	0	0	0	1	2	0	0	0	0 7
11	BROWN, Ariel	0-0	0-0	0-0	0	0	0	0	0	0	1	0	0 1
14	LANE, Destiny	1-4	0-3	0-0	0	0	0	2	2	0	2	0	0 9
21	HILL, JaDechia	0-0	0-0	0-0	0	1	1	1	0	0	0	0	0 2
23	CARMINE, Candice	1-3	0-0	0-0	0	1	1	2	2	0	0	0	0 3
TEAM						3		1		4			
Totals.....		25-65	6-19	4-5	15	20	35	12	60	8	19	1	7 200

HOME: Auburn (7-6)

#	Player	rebounds										s	min
		fg-fga	3fg-fga	ft-fa	of	de	tot	pf	tp	a	to	blk	
14	Alverson, Blanche*	7-15	3-8	0-0	2	6	8	0	17	0	1	2	1 26
21	Greenleaf, Jordan*	7-12	0-0	1-1	3	3	6	2	15	1	0	1	2 24
01	Toles, Morgan*	5-6	0-0	0-0	1	1	2	1	10	10	1	0	1 31
04	Simmons, Parrisha*	1-3	0-0	0-0	1	1	2	0	2	2	1	1	1 16
05	Smalley, Alli*	5-12	1-6	0-0	0	2	2	11	5	1	0	4	3 31
02	Jennings, Morgan	0-1	0-0	0-0	0	1	1	1	0	2	0	0	0 8
11	Strain, Courtney	0-1	0-0	0-0	0	0	0	1	0	0	1	0	1 3
23	Hilliard, Chantel	2-3	0-0	0-0	2	2	4	0	4	0	2	0	1 13
25	Williams, Jassany	2-4	0-0	3-4	3	5	8	2	7	1	4	2	1 20
32	Tanner, Tyrese	4-8	0-1	3-4	0	4	4	3	11	2	3	1	1 19
34	Davis, Peyton	1-2	0-0	0-0	0	0	0	0	2	0	1	0	1 9
TEAM						1		1					
Totals.....		34-67	4-15	7-9	13	25	38	12	79	23	15	7	14 200

Officials: Charlie Hust (R), Troy Winders (U1), Reid Brackett (U2)

Technical fouls: Jacksonville State-None. Auburn-None.

Attendance: 1965

Score by Periods

	1st	2nd	Total
Jacksonville State	29	31	60
Auburn	34	45	79

AUBURN - Five players scored in double figures, led by a career-high 17 from Blanche Alverson, as the Auburn women's basketball team cruised by with the 79-60 win over in-state rival Jacksonville State Dec. 30 at Auburn Arena. Sophomore point guard Morgan Toles recorded the first double-double of her career in the win with 10 points and 10 assists.

After leading by just five points at the half, the Tigers came out on a 26-9 tear to start the second half and put the game away. Inside that start was a 14-0 Auburn run that included a pair of 3-pointers from Alverson.

Alverson coupled her career-high 17 points with a career-high eight rebounds. She also tallied two blocks and a steal in the win.

Senior Jordan Greenleaf was right behind Alverson with 15 points and six rebounds. Alli Smalley and Tyrese Tanner scored 11 points each while Toles added her 10. Freshman Jassany Williams led Auburn in rebounding along with Alverson, pulling down a career-high eight with her seven points.

Toles' double-double marked the first points-assists double-double for an Auburn player since Whitney Boddie had 15 points and 10 assists vs. Ole Miss in the 2009 SEC Tournament.

The Tigers used their defense to get the win, forcing 19 Gamecock turnovers and turning them into 24 points on the other end. Auburn also snagged 14 steals in the game, led by Smalley's four.

Road Statistics

RECORD:	OVERALL	HOME	AWAY	NEUTRAL
ALL GAMES	2-1	0-0	2-1	0-0
CONFERENCE	0-0	0-0	0-0	0-0
NON-CONFERENCE	2-1	0-0	2-1	0-0

#	Player	gp-gs	min	avg	Total		3-Point		F-Throw		Rebounds				pf	dq	a	to	blk	stl	pts	avg
					fg-fga	fg%	3fg-fga	3fg%	ft-fa	ft%	off	def	tot	avg								
14	Alverson, Blanche	3-3	97	32.3	13-38	.342	5-18	.278	6-7	.857	5	7	12	4.0	6	0	1	5	0	3	37	12.3
23	Hilliard, Chantel	3-0	47	15.7	12-19	.632	0-0	.000	4-6	.667	6	4	10	3.3	8	0	0	2	1	0	28	9.3
05	Smalley, Alli	3-3	85	28.3	9-38	.237	4-15	.267	3-6	.500	5	2	7	2.3	5	0	3	2	0	2	25	8.3
21	Greenleaf, Jordan	3-3	107	35.7	7-27	.259	0-0	.000	7-10	.700	19	14	33	11.0	5	0	1	5	5	4	21	7.0
01	Toles, Morgan	3-3	84	28.0	7-26	.269	0-1	.000	6-8	.750	3	7	10	3.3	4	0	17	4	0	3	20	6.7
32	Tanner, Tyrese	3-0	45	15.0	5-11	.455	1-1	1.000	6-6	1.000	4	5	9	3.0	6	0	3	3	2	1	17	5.7
25	Williams, Jassany	3-0	32	10.7	4-14	.286	0-0	.000	1-2	.500	4	4	8	2.7	4	0	0	4	3	2	9	3.0
02	Jennings, Morgan	3-0	40	13.3	1-7	.143	0-0	.000	3-7	.429	5	3	8	2.7	2	0	8	2	0	4	5	1.7
04	Simmons, Parrisha	3-3	52	17.3	1-2	.500	0-0	.000	3-11	.273	6	8	14	4.7	3	0	0	4	1	0	5	1.7
34	Davis, Peyton	3-0	9	3.0	0-4	.000	0-0	.000	1-2	.500	3	2	5	1.7	3	0	0	1	0	0	1	0.3
11	Strain, Courtney	1-0	2	2.0	0-1	.000	0-1	.000	0-0	.000	0	0	0	0.0	0	0	0	0	0	0	0	0.0
Team											8	6	14									
Total.....		3	600		59-187	.316	10-36	.278	40-65	.615	68	62	130	43.3	46	0	33	32	12	19	168	56.0
Opponents.....		3	600		65-157	.414	18-40	.450	27-40	.675	38	72	110	36.7	57	2	49	41	16	16	175	58.3

TEAM STATISTICS	AU	OPP
SCORING	168	175
Points per game	56.0	58.3
Scoring margin	-2.3	-
FIELD GOALS-ATT	59-187	65-157
Field goal pct	.316	.414
3 POINT FG-ATT	10-36	18-40
3-point FG pct	.278	.450
3-pt FG made per game	3.3	6.0
FREE THROWS-ATT	40-65	27-40
Free throw pct	.615	.675
F-Throws made per game	13.3	9.0
REBOUNDS	130	110
Rebounds per game	43.3	36.7
Rebounding margin	+6.7	-
ASSISTS	33	49
Assists per game	11.0	16.3
TURNOVERS	32	41
Turnovers per game	10.7	13.7
Turnover margin	+3.0	-
Assist/turnover ratio	1.0	1.2
STEALS	19	16
Steals per game	6.3	5.3
BLOCKS	12	16
Blocks per game	4.0	5.3
ATTENDANCE	0	1751
Home games-Avg/Game	0-0	3-584
Neutral site-Avg/Game	-	0-0

Date	Opponent		Score	Att.
11-22-10	at USF	L	49-67	1106
12-15-10	at George Washington	W	52-45	320
12-21-10	at Chicago State	W	67-63	325

* - Southeastern Conference game

- Junkanoo Jam (Freeport, Bahamas)

! - Boilermaker Blockbuster (Conseco Fieldhouse, Indianapolis, Ind.)

Score by Periods	1st	2nd	Totals
Auburn	73	95	168
Opponents	83	92	175

Season Statistics

RECORD:	OVERALL	HOME	AWAY	NEUTRAL
ALL GAMES	7-6	4-3	2-1	1-2
CONFERENCE	0-0	0-0	0-0	0-0
NON-CONFERENCE	7-6	4-3	2-1	1-2

		Total					3-Point		F-Throw		Rebounds														
#	Player	gp-gs	min	avg	fg-fga	fg%	3fg-fga	3fg%	ft-fa	ft%	off	def	tot	avg	pf	dq	a	to	blk	stl	pts	avg			
05	Smalley, Alli	13-13	358	27.5	58-164	.354	22-62	.355	26-36	.722	10	24	34	2.6	24	0	24	26	2	20	164	12.6			
14	Alverson, Blanche	13-13	354	27.2	53-129	.411	23-72	.319	16-20	.800	16	36	52	4.0	19	0	15	20	6	7	145	11.2			
21	Greenleaf, Jordan	13-13	410	31.5	43-109	.394	1-5	.200	29-41	.707	59	46	105	8.1	28	0	16	25	18	23	116	8.9			
01	Toles, Morgan	13-10	346	26.6	46-106	.434	0-2	.000	14-25	.560	15	25	40	3.1	17	0	69	20	0	19	106	8.2			
23	Hilliard, Chantel	13-1	181	13.9	33-61	.541	0-0	.000	14-19	.737	14	22	36	2.8	22	0	4	13	4	5	80	6.2			
32	Tanner, Tyrese	13-3	177	13.6	20-57	.351	4-17	.235	15-22	.682	15	21	36	2.8	23	0	9	20	8	12	59	4.5			
25	Williams, Jassany	13-0	195	15.0	22-60	.367	0-0	.000	14-24	.583	25	26	51	3.9	25	1	2	17	12	11	58	4.5			
02	Jennings, Morgan	13-2	195	15.0	19-46	.413	0-0	.000	15-26	.577	13	17	30	2.3	15	0	18	15	2	17	53	4.1			
04	Simmons, Parrisha	13-9	194	14.9	11-32	.344	0-0	.000	19-41	.463	25	18	43	3.3	12	0	12	11	2	11	41	3.2			
11	Strain, Courtney	11-1	94	8.5	6-34	.176	3-11	.273	5-8	.625	1	4	5	0.5	5	0	2	9	0	5	20	1.8			
34	Davis, Peyton	11-0	55	5.0	5-20	.250	0-0	.000	4-7	.571	6	4	10	0.9	12	0	2	3	1	1	14	1.3			
20	West, Pascale	7-0	41	5.9	3-5	.600	0-0	.000	1-4	.250	1	3	4	0.6	11	0	1	6	0	1	7	1.0			
	Team										28	33	61				5								
	Total.....	13	2600		319-823	.388	53-169	.314	172-273	.630	228	279	507	39.0	213	1	174	190	55	132	863	66.4			
	Opponents.....	13	2600		292-707	.413	77-203	.379	146-203	.719	168	324	492	37.8	242	6	150	262	42	83	807	62.1			

TEAM STATISTICS	AU	OPP	Date	Opponent	Score	Att.
SCORING	863	807	11-12-10	MERCER	w 79-61	2459
Points per game	66.4	62.1	11-15-10	FLORIDA STATE	L 61-67	2176
Scoring margin	+4.3	-	11-18-10	DUKE	L 62-75	3188
FIELD GOALS-ATT	319-823	292-707	11-22-10	at USF	L 49-67	1106
Field goal pct	.388	.413	# 11-26-10	vs Sacred Heart	L 53-65	371
3 POINT FG-ATT	53-169	77-203	# 11-27-10	vs Seton Hall	w 85-51	247
3-point FG pct	.314	.379	12-02-10	SOUTH ALABAMA	w 75-70	2006
3-pt FG made per game	4.1	5.9	12-04-10	TEMPLE	L 61-62	3206
FREE THROWS-ATT	172-273	146-203	12-15-10	at George Washington	w 52-45	320
Free throw pct	.630	.719	! 12-18-10	vs Purdue	L 56-76	7666
F-Throws made per game	13.2	11.2	12-21-10	at Chicago State	w 67-63	325
REBOUNDS	507	492	12-28-10	ALABAMA A&M	w 84-45	2039
Rebounds per game	39.0	37.8	12-30-10	JACKSONVILLE STATE	w 79-60	1965
Rebounding margin	+1.2	-				
ASSISTS	174	150				
Assists per game	13.4	11.5				
TURNOVERS	190	262				
Turnovers per game	14.6	20.2				
Turnover margin	+5.5	-				
Assist/turnover ratio	0.9	0.6				
STEALS	132	83				
Steals per game	10.2	6.4				
BLOCKS	55	42				
Blocks per game	4.2	3.2				
ATTENDANCE	17039	10035				
Home games-Avg/Game	7-2434	3-584				
Neutral site-Avg/Game	-	3-2761				

* - Southeastern Conference game

- Junkanoo Jam (Freeport, Bahamas)

! - Boilermaker Blockbuster (Conseco Fieldhouse, Indianapolis, Ind.)

Score by Periods	1st	2nd	Totals
Auburn	413	450	863
Opponents	383	424	807