



2019-20 AUBURN WOMEN'S BASKETBALL

AUBURN ATHLETICS COMMUNICATIONS: 392 SOUTH DONAHUE DRIVE || AUBURN, AL 36830 || AUBURNTIGERS.COM || @AUBURNWBB

2019-20 SCHEDULE/RESULTS
4-5, 0-0 SEC

DATE	OPPONENT	TIME/TV/RESULT
Nov. 6	WOFFORD	W 84-82
Nov. 14	OLD DOMINION	L 77-89
Nov. 21	at UAB	L 75-80
Nov. 24	ST. JOSEPH'S	W 66-62
Nov. 29	1-vs. Middle Tennessee	L 50-73
Nov. 30	1-vs. Dayton (OT)	W 76-74
Dec. 1	1-vs. Drake	L 82-83
Dec. 4	at South Alabama	W 82-62
Dec. 7	2-at TCU	L 65-80
Dec. 15	BETHUNE-COOKMAN	+ 2 pm
Dec. 28	JACKSONVILLE STATE	+ 2 pm
Jan. 2	*at Vanderbilt	SECN 7:30 pm
Jan. 5	*ARKANSAS	SECN 1 pm
Jan. 9	*FLORIDA	+ 6 pm
Jan. 12	*ALABAMA	+ 2 pm
Jan. 19	*at Georgia	ESPNU 1 pm
Jan. 23	*OLE MISS	+ 6 pm
Jan. 27	*at Kentucky	SECN 6 pm
Jan. 30	*at Mississippi State	+ 7 pm
Feb. 2	*VANDERBILT	+ 2 pm
Feb. 9	*at Alabama	SECN 2 pm
Feb. 13	*at South Carolina	SECN 6 pm
Feb. 16	*LSU	SECN 4 pm
Feb. 20	*MISSISSIPPI STATE	SECN 8 pm
Feb. 23	*at Texas A&M	ESPN2 3 pm
Feb. 27	*at Missouri	+ 7 pm
Mar. 1	*TENNESSEE	SECN 2 pm
Mar. 4-8	SEC Tournament	Greenville
M20-23	NCAA First-Second Rounds	TBD
M27-30	NCAA Regionals	TBD
Apr 3-5	Women's Final Four	New Orleans

All times Central. Home Games in **BOLD CAPS**.
1 - Gulf Coast Showcase (Estero, Fla.)
2 - SEC/Big 12 Challenge
+ = SEC Network+ / ESPN3.com

AUBURN ATHLETICS COMMUNICATIONS

KIRK SAMPSON..... Associate AD
..... kirk@auburn.edu
WES TODD..... Assistant Director/WBB Contact
..... wlt0006@auburn.edu
..... C: 334-750-5682

Web..... AuburnTigers.com
Twitter..... @AuburnWBB
Facebook..... /AuburnWBB
Instagram..... @AuburnWBB
Office Phone..... (334) 844-9800



GAME 10

Bethune-Cookman (6-1)

Sunday, Dec. 15, 2019 • 2 p.m. CT
Happy Holidays!



Site Auburn, Ala.
 Venue Auburn Arena (9,121)
 TV SEC Network + (AU Radio/Arena feed)
 Radio WTGZ 93.9 FM (Brit Bowen, Larry DiChiara)
 Audio Webcast AuburnTigers.com/watch
 Live Stats AuburnStats.com
 Twitter @AuburnWBB
 Series Record First meeting at Auburn First meeting Last Meeting N/A

GAMEDAY BREAKDOWN






AUBURN TIGERS

Rankings..... AP: NR | Coaches: NR
 2019-20 Record..... 4-5
 SEC..... 0-0
 Home 2-1
 Away 1-2
 Neutral 1-2
 Streak..... L1
 Head Coach..... Terri Williams-Flournoy
 Record at AU (Yrs.)..... 128-106 (8th)
 Overall Record (Yrs.)..... 271-210 (16th)
 Record vs. BCU 0-0

BCU WILDCATS

Rankings..... AP: NR | Coaches: NR
 2019-20 Record..... 6-1
 MEAC 0-0
 Home 3-1
 Away 3-0
 Neutral 0-0
 Streak..... W2
 Head Coach..... Vanessa Blair-Lewis
 Record at BCU (Yrs.)..... 179-163 (12th)
 Overall Record (Yrs.)..... 299-298 (21st)
 Record vs. Auburn 0-0

AUBURN PROJECTED STARTERS (based on last game)

				
DAISA ALEXANDER G • SR • 5-8 Decatur, Ga.	BROOKE MOORE G • SO • 5-7 Atlanta, Ga.	KIYAE' WHITE F • R-SO • 6-2 Macungie, Pa.	LAUREN HANSEN G • FR • 5-8 Long Island, N.Y.	UNIQUE THOMPSON F • JR • 6-3 Theodore, Ala.
PPG: 15.4	PPG: 11.2	PPG: 4.3	PPG: 9.8	PPG: 19.1
RPG: 3.1	RPG: 1.8	RPG: 5.1	RPG: 1.8	RPG: 12.3
APG: 2.2	APG: 1.3	APG: 0.7	APG: 1.8	APG: 1.4

OFF THE BENCH

No.	Pos.	Name	Ht.	Year	PPG	RPG	Hometown
1	G	Robyn Benton	5-9	So.	--	--	Atlanta, Ga.
2	G	Sania Wells	5-7	Fr.	1.3	0.7	Moss Point, Miss.
3	G	Annie Hughes	5-9	Fr.	4.7	1.9	Dutton, Ala.
*14	F	Jala Jordan	6-2	So.	--	--	Philadelphia, Pa. (WVU)
*23	G	Honesty Scott-Grayson	5-9	So.	--	--	Brick, N.J. (Baylor)
24	F/G	Erin Howard	6-1	So.	5.6	4.8	Madison, Wis.
30	G	Morgan Robinson-Nwagwu	5-8	Fr.	1.3	1.8	Norcross, Ga.
35	F	Natalie Kelly	6-3	So.	0.5	0.5	Albany, La.

*ineligible for 2019-20 season per NCAA transfer rules

Head Coach: Terri Williams-Flournoy

Assistants: Ty Evans, La'Keshia Frett Meredith, Clarisse Garcia

#WarEagle
#TeamOfExcellence



AuburnTigers.com



@AuburnWBB | @AuburnTigers
@AUCoachFlo



/AuburnWBB
/AuburnTigers

TEAM SCHEDULE AND MEDIA AVAILABILITY >> DECEMBER 9-15 (times Central unless noted otherwise)

MONDAY December 9	TUESDAY December 10	WEDNESDAY December 11	THURSDAY December 12	FRIDAY December 13	SATURDAY December 14	SUNDAY December 15
OFF DAY (Exam week)	PRACTICE 3-6:30 p.m. Auburn Arena	PRACTICE 3-6:30 p.m. Auburn Arena	OFF DAY (Exam week)	PRACTICE TBD Auburn Arena	PRACTICE 10 am-2 pm Auburn Arena	GAME 2:00 Auburn vs. Bethune-Cookman
					Graduation Day	Interviews Postgame

AUBURN ATHLETICS COMMUNICATIONS

QUICK FACTS

AUBURNTIGERS.COM

For updated game notes, statistics and all the latest information on Auburn basketball and gameday activities, go to AuburnTigers.com.

INTERVIEW POLICIES

- Coach Williams-Flournoy, assistant coaches and selected athletes are available for phone and personal interviews by contacting Wes Todd in the athletic communications office.
- Following home games, interviews with Coach Flo and selected players will be conducted in the media room following a 10-minute cooling-off period. Visiting coaches and players, if requested, will be available first.
- Interviews following road contests will be conducted in accordance with the home team's media policies.
- Practices are generally closed to the public, but media may cover practice with advance notice.**

CREDENTIALS

Anyone wishing to cover Auburn women's basketball should contact Wes Todd in the communications office at least one day in advance in order to make the proper arrangements. Game credentials will be held at media will call, located inside the scholarship entrance at Auburn Arena. Parking passes are not needed.

GAME DAY SERVICES

Notes for both teams and flip cards will be provided prior to the game. Stats will be distributed at halftime and after the game. Wireless internet is available in the Arena.

VIDEO SERVICES

FTP feeds of selected Auburn basketball highlights are available for the media. A number of studio and satellite services may be arranged for electronic media by calling War Eagle Productions at 334-750-4345.

COMMUNICATIONS STAFF

- Wes Todd Women's Basketball contact
cell: 334-750-5682
email: wlt0006@auburn.edu
- Grant Keith Student assistant/WBB
email: gak0005@auburn.edu
- Kirk Sampson Associate AD
cell: 334-750-1385
email: sampska@auburn.edu

GENERAL INFORMATION

Location..... Auburn, Ala.
Founded1856
Enrollment.....30,440
Nickname Tigers
Colors..... Burnt Orange and Navy Blue
Facility (Capacity) Auburn Arena (9,121)
Interim President..... Dr. Jay Gogue
Director of Athletics Allen Greene
Sr. Assoc. AD/SWA..... Monique Holland

WOMEN'S BASKETBALL HISTORY

First Year of Women's Basketball1971
All-Time Record (Years)..... 940-484 (49th)
All-Time SEC Record (since 1981) 236-236
All-Time Home Record 435-119
at Auburn Arena (since 2010)..... 88-48
NCAA Tournament Appearances..... 21
Last NCAA App./Result.....2019 - First Round
SEC Regular-Season Championships 5
..... 1981, 1987, 1988, 1989, 2009
SEC Tournament Championships..... 4
..... 1981, 1987, 1990, 1997

COACHING & SUPPORT STAFF

Head Coach..... Terri Williams-Flournoy
Alma Mater, Year Penn State, 1991
Overall Record 271-210 (.563) / 16th year
Auburn Record 128-106 (.547) / 8th year
Associate Head Coach (Year at Auburn) Ty Evans (8th)
Alma Mater, Year Wisconsin-Whitewater (1995)
Assistant Coach (Year) La'Keshia Frett Meredith (1st)
Alma Mater, Year Georgia (1997)
Assistant Coach (Year at Auburn) Clarisse Garcia (4th)
Alma Mater, Year Villanova (2007)
Strength & Conditioning Coach Lee Taylor
Director of Basketball Operations Bianca Webb
Director of Basketball Services Justin Peak
Special Asst. to the Head Coach Reneisha Hobbs
Athletic Trainer..... Catherine Gordon
Grad. Student Mgrs Anthony Evans, Rebecca Walthall

GAMEDAY EXPERIENCE: AUBURN ARENA

>> Auburn Arena is in its 10th season as home of Auburn Basketball. The Tigers are 88-48 since moving to the Arena in 2010-11. The facility seats 9,121 for basketball and also hosts Auburn volleyball and gymnastics.



TEAM INFORMATION

2018-19 Record 22-10
2018-19 SEC Record 9-7
SEC Finish..... T-6th
Starters Returning/Lost 3/2
Letterwinners Returning/Lost 7/4
Newcomers..... 6

AUBURN TIGERS

Overall: 4-5 SEC: 0-0

Head Coach: Terri Williams-Flournoy (8th Season)

Daisa Alexander - DAY-zha
 Jala Jordan - JAY-lah
 Maliya Perry - ma-LEE-uh
 Morgan Robinson-Nwagwu - wah-GOO

Sania Wells - sa-NYE-uh
 Kiyae' White - kye-YAY
 Terri Williams-Flournoy - FluH-NOY

Number	Name	Pos	Year	HS	Pts	Reb	Ast	Stl	Blk	PPG	RPG	SPG	FG	3FG	FT	Notes
0	DAISA ALEXANDER	G	5-8	Sr.	Decatur, Ga.	Southwest DeKalb HS	Season High 24	6	4	4	-	-	-	-	-	LAST GAME (at TCU): 6 pts, 4 ast, 2 reb, 2 stl, fouled out Preseason All-SEC Second Team (coaches) • 7th in SEC in scoring, 5th in steals • 4 20+ point games this year; 15 career • Career-high 25 pts at Indiana (12/3/17)
1	ROBYN BENTON	G	5-9	So.	Atlanta, Ga.	Greater Atlanta Christian	Season High -	-	-	-	-	-	-	-	-	LAST GAME (at TCU): DNP 2019 SEC All-Freshman Team • Has missed first 9 games with injury • Avg. 5.8 ppg in '19; 4th among SEC freshmen • Sister of former Tenn. football player Inky Johnson
2	SANIA WELLS	G	5-7	Fr.	Moss Point, Miss.	East Central HS	Season High 4	3	3	1	-	-	-	-	-	LAST GAME (at TCU): Played 1 minute • Scored 4 points in Auburn debut at UAB • Ranked as #27 PG nationally by ESPN • USA Today All-Mississippi Team • Avg. 27 pts, 5 rebs, 4 stls as HS senior
3	ANNIE HUGHES	G	5-9	Fr.	Dutton, Ala.	Pisgah HS	Season High 12	4	4	3	-	-	-	-	-	LAST GAME (at TCU): 2 reb, 2 ast • 3rd AU frosh to start debut since '12 (Thompson, Frerking) • 2019 Alabama Miss Basketball; 1st at AU since W. Boddie • Led Pisgah HS to back-to-back 3A state titles • Avg. 21.4 pts, 7.0 rebs, 4.2 asts, 3.5 stls as HS senior
5	BROOKE MOORE	G	5-7	So.	Atlanta, Ga.	Henry County HS	Season High 20	4	3	4	1	-	-	-	-	LAST GAME (at TCU): 8 pts, 2 rebs • Season-high 20 points, 4-6 3FG at South Alabama (12/4) • Began career 21-of-21 FGs; missed first vs. SJU • Career-high 23 pts, 5 3FG vs. Alabama St. (12/29/18) • Made 4 3FG vs. Elon as AU set single-game 3FG record
10	KIYAE' WHITE	F	6-2	R-So.	Macungie, Pa.	Emmaus HS	Season High 12	11	4	3	1	-	-	-	-	LAST GAME (at TCU): 2 pts, 4 rebs, 3 stls • Career-high 12 pts, 6-8 FT vs. St. Joseph's • Career-high 11 rebs, 4 asts in 1st career start vs. Wofford • Played in 29 games as redshirt freshman in '19 • Redshirted '17-18 while rehabbing knee injury
13	LAUREN HANSEN	G	5-8	Fr.	Long Island, N.Y.	Ward Melville HS	Season High 24	6	4	4	-	-	-	-	-	LAST GAME (at TCU): 8 pts, 2 rebs, 1 ast, 1 stl • Career-hi 24 pts, 7-14 3FG vs. Drake • 7 3FG vs. Drake most for AU played since 1/1/17 • Made Auburn debut vs. ODU; missed 1st game w/ injury • Ranked as #71 overall prospect, #20 guard by ESPN
14	JALA JORDAN	F	6-2	So.	Philadelphia, Pa.	West Virginia										• Will redshirt this season after transfer from WVU • Appeared in 25 games as freshman at WVU • Ranked #14 wing in class of '18 by ESPN
20	UNIQUE THOMPSON	F	6-3	Jr.	Theodore, Ala.	Faith Academy	Season High 31	19	5	2	2	-	-	-	-	LAST GAME (at TCU): 31 pts, 15 reb, 12-18 FG, 7-8 FT Preseason All-SEC Second Team (coaches/media) • Leads SEC in rebounds, 4th in scoring • 29 career double-doubles, 4th in AU history • Only D-I player w/ double-double in every game this year
23	HONESTY SCOTT-GRAYSON	G	5-9	So.	Brick, N.J.	Baylor										• Will redshirt this season after transfer from Baylor • Appeared in 28 games as frosh at Baylor; avg. 2.5 ppg • 2018 McDonald's All-American • Bronze medal w/ USA Basketball U16 Team in '16 • Ranked as #20 overall prospect, #3 guard by ESPN
24	ERIN HOWARD	F/G	6-1	So.	Madison, Wis.	Madison East HS	Season High 14	7	3	4	2	-	-	-	-	LAST GAME (at TCU): 7 pts, 4 rebs, 3 stls, 2 ast, 2 blk • Career-high 14 pts, 4 stl, 4 3FG at South Alabama (12/4) • Tip-in at buzzer vs. Dayton to force OT (11/30) • Appeared in 31 games as freshman, started 17 • Career-high 12 pts vs. Missouri (2/24/19)
30	MORGAN ROBINSON-NWAGWU	G	5-8	Fr.	Norcross, Ga.	Norcross HS	Season High 3	4	4	1	1	-	-	-	-	LAST GAME (at TCU): 3 pts, 3 rebs, 4 ast • Career-high 3 pts, 4 asts at TCU (12/7) • Scored first AU points at UAB (11/21) • Ranked as No. 28 guard by ESPN • 1st-team all-state; regional player of the year
35	NATALIE KELLY	F	6-3	So.	Albany, La.	Albany HS	Season High 3	2	-	-	-	-	-	-	-	LAST GAME (at TCU): 2 rebounds, 5 minutes • Scored career-high 3 pts vs. St. Joseph's • Appeared in 12 games as freshman • Scored first collegiate FG vs. UL-Lafayette (11/25) • Career-high 3 rebs vs. Samford, Alabama St.

Inside the Matchup

Auburn vs. Bethune-Cookman **0-0 (.000)**

In Auburn: 0-0
 --At Auburn Arena: 0-0
 In Daytona: 0-0
 Neutral Sites: 0-0
 Trend: First meeting

Auburn Women's Basketball Quick Hitters

- Daisa Alexander is 19 points away from 1,000 in her career
- This is the first meeting between Auburn and Bethune-Cookman in women's basketball
- The Tigers are 16-1 against current members of the MEAC
- Unique Thompson has nine double-doubles in nine games this year, which leads the NCAA; she has 29 career double-doubles, which ranks 4th in Auburn history
- Thompson is the only player in NCAA Division I with a double-double in every game her team has played this year
- Going back to the final game of 2018-19, Thompson has double-doubles in 10 straight games, the second-longest streak in program history (Lauretta Freeman, 18 in 1992-93)
- Thompson was named SEC Player of the Week on Nov. 26 after averaging 20.5 points and 15.0 rebounds in Auburn's two games vs. UAB and St. Joseph's
- Thompson's 668 career rebounds rank 2nd among active SEC players and 15th in Auburn history
- Thompson scored 31 points at TCU, her career-high and the 39th individual 30-point game in Auburn history
- Thompson's 31-point, 15-rebound effort was Auburn's first 30-15 game since Dec. 19, 2008, when DeWanna Bonner had 30 points and 16 rebounds vs. George Washington
- Sophomore Erin Howard had her best game at Auburn with a 14-point, 6-rebound, 4-steal effort at South Alabama; she was 4-for-4 on 3-pointers in the second half; Brooke Moore added a season-high 20, also hitting 4 3-pointers
- Auburn's 13 3-pointers vs. Drake (12/1) tied for the second-most in program history, one shy of the school record (14) set at Drake on Dec. 22 of last season; the Tigers followed that up with 12 at South Alabama, giving them 25 in a two-game span
- Freshman Lauren Hansen hit 7 3-pointers vs. Drake, one shy of the Auburn single-game record and the most by an Auburn player since Brandy Montgomery made 7 3-pointers at Florida on Jan. 1, 2017
- Hansen scored 24 points in the Drake game, a career-high and the most by an Auburn freshman since Unique Thompson scored 29 at Louisiana-Lafayette on Dec. 8, 2017
- Daisa Alexander is 7th in the SEC in scoring (15.4 ppg) and fifth in steals (2.6/game) (as of Dec. 12)
- Alexander's 186 career steals rank second among active SEC players; her 981 points are 7th among active players
- Lauren Hansen and Annie Hughes both drew starts as true freshmen in the first three games of the season
- Auburn won its season opener over Wofford 84-82; its 41st straight win in a home opener
- Against Wofford, Unique Thompson (25 pts) and Daisa Alexander (22 pts) gave Auburn its first game with two 20-point scorers since an overtime win over North Carolina last season (Dec. 21, 2018, in Myrtle Beach)
- Auburn is in its 49th season of women's basketball and has 940 program wins
- Auburn returns three starters and seven letterwinners from 2018-19 while welcoming six newcomers to the team
- Auburn is one of two programs nationwide with two or fewer upperclassmen on the roster; 11 of the 13 players on the roster are freshmen or sophomores
- Last season, the Tigers went 22-10 overall, 9-7 in SEC play and advanced to the NCAA Tournament for the third time

Moving On Up (Auburn Career Milestone Watch) . . .

- **Unique Thompson** is tied for 4th in career double-doubles with 29 (Le'Coe Willingham); needs 1 to tie for 3rd (C.C. Hayden, 30)
- **Unique Thompson** is 15th in career rebounds with 668, needs 81 to tie for 13th (C.C. Hayden & Kendall Mago, 749)
- **Daisa Alexander** is 9th in career 3-point FG made with 114; needs 33 to tie for 8th (Katie Frerking, 147)
- **Daisa Alexander** is 9th in career 3-point attempts with 333; needs 37 to tie for 8th (Kristen Mulligan, 370)
- **Daisa Alexander** is 10th in career 3-point percentage at .342 (114-333)
- **Daisa Alexander** needs 19 points for 1,000 in her career

Inside the Numbers



CATEGORY	AUBURN	BCU
Points Per Game	73.0	69.0
Scoring Margin	-3.1	+16.3
Field Goal %	42.8%	41.2%
Opp. Field Goal %	45.6%	34.8%
3 pt Field Goal %	31.4%	38.3%
Opp. 3FG %	36.2%	23.5%
Rebounds	36.3	41.1
Opp. Rebounds	33.0	36.0
Rebound Margin	+3.3	+5.1
Turnovers	16.2	15.4
Opp. Turnovers	16.3	19.3
Steals	10.1	8.6
Opp. Steals	7.3	7.3
Blocks	2.2	2.1
Opp. Blocks	2.6	2.6

INDIVIDUAL CATEGORY LEADERS

Auburn	BCU
Unique Thompson - 19.1.....Points.....	Daniella Hatcher - 13.1
Unique Thompson - 12.3.....Rebounds.....	Ciara Thompson - 6.9
Daisa Alexander - 2.2.....Assists.....	Ashanti Hunt - 3.3
Daisa Alexander - 2.6.....Steals.....	Ashanti Hunt - 1.7
Erin Howard - 0.9.....Blocks.....	Ciara Thompson - 0.7
Unique Thompson - 32.0.....Minutes Played.....	Ashanti Hunt - 25.6
Unique Thompson - .677.....Field Goal Percentage.....	Ashlie Howell - .548
Lauren Hansen - .383.....3-Point Percentage.....	Daniella Hatcher - .474
Brooke Moore - .800.....Free-Throw Percentage.....	Ashanti Hunt - .800

OPENING TIP

» Auburn returns to Auburn Arena for the first time in three weeks when the Tigers host Bethune-Cookman at 2 p.m. CT Sunday.
 » Auburn is 4-5 after dropping an 80-65 contest at TCU last Saturday in the Big 12/SEC Challenge.
 » Bethune-Cookman is 6-1 on the year and coming off a 68-45 win over Palm Beach Atlantic last Sunday.

LAST TIME OUT

» Unique Thompson scored a career-high 31 points, but early foul trouble and turnovers cost Auburn in an 80-65 loss at TCU Saturday in the Big 12/SEC Challenge.
 » Auburn (4-5) turned the ball over 19 times, leading to 26 points for TCU (7-0), and multiple Tigers missed significant minutes with foul trouble; two players fouled out. The Horned Frogs took advantage, getting into the bonus every quarter and hitting 23-of-33 free throws for the game.
 » Thompson's 31 points were the most by an Auburn player since Katie Frerking had 32 at Texas A&M in 2017. Thompson also added 15 rebounds to pick up her ninth double-double of the season and 10th straight dating back to last year, continuing the longest active streak in the nation.
 » But Thompson was Auburn's only player in double figures. Lauren Hansen and Brooke Moore added eight points and Daisa Alexander had six; all three fought foul trouble throughout the game. Alexander and Morgan Robinson-Nwagwu tied for the team lead with four assists, and Kiyae' White and Erin Howard had three steals apiece.

UP NEXT

» Auburn will play its final non-conference game of the season Saturday, Dec. 28, when the Tigers host in-state rival Jacksonville State. Game time is 2 p.m. CT at Auburn Arena.

AN AUBURN WIN WOULD...

» Get Auburn back to .500 overall.
 » Improve Auburn's home record to 3-1.
 » Boost Auburn's all-time record against current MEAC opponents to 17-1.

AUBURN-BETHUNE-COOKMAN SERIES

» This is the first meeting between Auburn and Bethune-Cookman in women's basketball.
 » Bethune-Cookman will be the sixth current MEAC opponent Auburn has faced. The Tigers' last game against a current MEAC school was in 2017 against North Carolina A&T.

SCOUTING BETHUNE-COOKMAN

» Bethune-Cookman is 6-1 on the year, 4-1 against Division I opponents. The Wildcats' only loss so far was a six-point setback to Troy. They were picked to finish second in the MEAC this season after winning the league tournament and making their first NCAA Tournament appearance last season.
 » The Wildcats rank among the nation's leaders in defense, holding opponents to 52.7 points/game (13th NCAA) and 34.8% shooting (39th NCAA). Offensively, B-C averages 69.0 points per game.
 » Daniella Hatcher leads the Wildcats with 13.1 points per game. Hatcher and Tatum Hayes are 3-point threats; Hayes has made 20 3-pointers in seven games (2.9/game), which ranks 46th nationally.

SCOUTING AUBURN

» The Tigers are among the most inexperienced teams in the country with just two upperclassmen on their 13-player roster. With four freshmen and seven sophomores, Auburn is one of just eight teams nationwide with three or fewer upperclassmen on its roster.
 » Junior forward Unique Thompson has nine double-doubles through nine games, averaging 19.1 points and 12.3 rebounds; she is the leading rebounder and fourth-leading scorer in the Southeastern Conference. She has 29 career double-doubles, which ranks 4th in Auburn history and second among active SEC players.
 » Thompson scored a career-high 31 points and pulled down 15 rebounds at TCU on Dec. 7; it was Auburn's first 30-15 game since 2008 (DeWanna Bonner, 30 pts/16 rebs vs. George Washington).
 » Senior guard Daisa Alexander is the Tigers' second-leading scorer through nine games, averaging 15.4 points/game. She scored 22 points in the opener vs. Wofford and 17 vs. Old Dominion while playing point guard, a position she has played sparingly throughout her career. She poured in 20 points at UAB after returning to the shooting guard position and has four games this year with 20+ points. Alexander also ranks fifth in the SEC in steals (2.6/game).
 » Sophomore Brooke Moore, redshirt sophomore Kiyae' White and freshman Annie Hughes all earned their first collegiate starts vs. Wofford in the season opener. Moore scored 15 points in each of the first two games, Hughes hit double-digits in the first two games, and White scored a career-high 12 in the win over St. Joseph's.
 » Moore scored a season-high 20 points at South Alabama, hitting 4-of-6 3-point attempts.
 » Freshman Lauren Hansen earned her first career start at UAB on Nov. 21 in her second collegiate game. Hansen followed that up with an 18-point, 4-steal performance in a win over St. Joseph's, then a 24-point, 4-assist day against Drake where she made seven 3-pointers.
 » Auburn returned three starters (Daisa Alexander, Erin Howard, Unique Thompson) and four other letterwinners from its 2018-19 team that finished 22-10 overall, 9-7 in SEC play, and advanced to the NCAA Tournament for the third time in four seasons.

YOUTH WILL BE SERVED

» With just two upperclassmen on a roster of 13 players (11 of whom are eligible this season), Auburn has one of the youngest and most inexperienced teams in all of college basketball. In fact, Auburn is one of just two teams nationwide with two or fewer upperclassmen on their roster.

School	Upperclassmen	% of Active Roster
Auburn	2	18.2% (2/11)
Coppin State	2	18.2% (2/11)
Grand Canyon	3	20.0% (3/15)
Colorado	3	23.1% (3/13)
Ohio State	3	23.1% (3/13)
Oklahoma	3	25.0% (3/12)
South Carolina	3	25.0% (3/12)
Southern California	3	25.0% (3/12)

SEEING DOUBLE

» Junior Unique Thompson has 29 career double-doubles, which ranks tied for 4th in Auburn history. She is 9-for-9 this season.
 » Thompson is the national leader with 9

SEC STANDINGS & SCHEDULE

	<i>(thru games of Dec. 11)</i>					
	SEC Games			All Games		
	W	L	Pct.	W	L	Pct.
Kentucky	0	0	.000	10	0	1.000
Arkansas	0	0	.000	9	1	.900
South Carolina	0	0	.000	9	1	.900
Tennessee	0	0	.000	8	1	.889
Texas A&M	0	0	.000	8	1	.889
LSU	0	0	.000	8	2	.800
Mississippi St.	0	0	.000	8	2	.800
Alabama	0	0	.000	6	3	.667
Florida	0	0	.000	6	3	.667
Georgia	0	0	.000	6	3	.667
Vanderbilt	0	0	.000	6	3	.667
Ole Miss	0	0	.000	5	4	.556
AUBURN	0	0	.000	4	5	.444
Missouri	0	0	.000	3	7	.300

Sunday, Dec. 15

North Carolina at Alabama
 Northwestern State at Arkansas
 Bethune-Cookman at Auburn
 Furman at Georgia
 Louisville at Kentucky
 Missouri at Missouri State
 Purdue at South Carolina
 Houston at Texas A&M
 Eastern Kentucky at Vanderbilt

Monday, Dec. 16

Georgia Southern at Ole Miss
 Mississippi State at Louisiana-Lafayette

Tuesday, Dec. 17

Bethune-Cookman at Alabama
 Mercer at Florida

Wednesday, Dec. 18

Princeton at Missouri
 Tennessee at Stanford

Thursday, Dec. 19

UCLA at Georgia
 LSU at Florida Gulf Coast
 Mississippi State vs. South Florida (Las Vegas)
 Duke at South Carolina

Friday, Dec. 20

Radford at Alabama
 Florida vs. Xavier (West Palm Beach, Fla.)
 Louisiana-Lafayette at Ole Miss
 Illinois at Missouri
 Texas A&M vs. Georgia Tech (Puerto Rico)
 Vanderbilt vs. UC Irvine (Seattle)

Saturday, Dec. 21

Arkansas at Little Rock
 Florida vs. Wake Forest
 Mississippi State vs. UNLV/Virginia
 Tennessee at Portland State
 Texas A&M vs. Montana State
 Vanderbilt at Washington

Sunday, Dec. 22

Gardner-Webb at Georgia
 South Dakota at South Carolina

Associated Press Top 25

(Week 5: Dec. 9)

Rk	Team	Record	Prev
1	Stanford (27)	8-0	1
2	Connecticut (1)	8-0	4
3	Oregon (1)	7-1	3
4	Oregon State (1)	8-0	5
5	South Carolina	9-1	6
6	Baylor	8-1	7
7	Louisville	9-1	2
8	Florida State	9-0	8
9	NC State	9-0	13
10	UCLA	8-0	11
11	Texas A&M	7-1	12
12	Indiana	8-1	14
13	Maryland	8-2	9
14	Kentucky	9-0	15
15	Mississippi State	8-2	10
16	DePaul	7-1	16
17	Gonzaga	8-1	18
18	Arizona	9-0	20
19	Michigan State	6-2	19
20	Missouri State	8-1	22
21	Arkansas	8-1	23
22	West Virginia	6-1	NR
23	Tennessee	7-1	17
24	Michigan	8-1	24
25	Miami	5-3	21

Also receiving votes: South Dakota, Florida Gulf Coast, Minnesota, North Carolina, Ohio State, Rutgers, Colorado, Arizona State, TCU, Texas.

USA TODAY Coaches' Top 25

(Week 5 - Dec. 10)

Rk	Team	Record	Prev
1	Stanford (28)	8-0	1
2	Connecticut (3)	8-0	4
3	Oregon	7-1	3
4	Oregon State	8-0	5
5	Baylor	8-1	6
6	South Carolina	9-1	7
7	Louisville	9-1	2
8	Florida State	9-0	10
9	NC State	9-0	12
10	UCLA	8-0	11
11	Kentucky	9-0	14
12	Maryland	8-2	9
13	Texas A&M	7-1	13
14	Mississippi State	8-2	8
15	Indiana	8-1	16
16	DePaul	7-1	15
17	Gonzaga	8-1	17
18	Missouri State	8-1	18
19	Arizona	9-0	19
20	Arkansas	8-1	23
21	South Dakota	9-1	24
22	Michigan	8-1	25
23	Michigan State	6-2	21
24	Tennessee	7-1	19
25	West Virginia	6-1	NR

Also receiving votes: Florida Gulf Coast, Miami, Princeton, Minnesota, Arizona State, Creighton, Northwestern, LSU, Rutgers, Drake, Ohio State, South Florida, Iowa State.

double-doubles this year and is the only player in NCAA Division I with a double-double in every game her team has played in 2019-20.

» Going back to the final game of last year, Thompson has double-doubles in 10 consecutive games, which is the second-longest streak in Auburn history (Lauretta Freeman, 18, 1992-93) and the longest active streak in the nation.

» Thompson is second among active SEC players in career double-doubles (as of Dec. 4):

Player (School)	19-20	Career
Ayana Mitchell (LSU)	4	31
Unique Thompson (Auburn)	9	29
Rennia Davis (Tennessee)	4	22
Ciera Johnson (Texas A&M)	2	14
Amber Smith (Missouri)	2	12

MORE ABOUT UNIQUE

» Through games of Dec. 12, Unique Thompson ranks third in the NCAA in offensive rebounds per game (5.7) and is fourth overall in rebounding (12.3). She leads the SEC in both categories. Thompson is also 7th nationally and 2nd in the SEC in field goal percentage (67.7%).

STARTING ON DAY ONE

» Freshman Annie Hughes became the seventh Auburn freshman since 2005 to earn a start in her collegiate debut. She was the third under Terri Williams-Flournoy and the seventh since 2005 to be in the starting lineup on night one.

Year	Freshman Starter	Opponent	Stats
2019	Annie Hughes	Wofford	10 pts, 4 ast
2017	Unique Thompson	@Va. Tech	9 pts, 16 reb
2013	Katie Frerking	Ga. Southern	8 pts, 3 reb
2011	Hasina Muhammad	@Mercer	12 pts, 2 reb
2008	Morgan Jennings	@Ala. A&M	4 pts, 4 reb
2005	Sherell Hobbs	UT Pan-Am.	6 pts, 5 reb
2005	DeWanna Bonner	UT Pan-Am.	19 pts, 4 reb

AUBURN HONOR ROLL

» Auburn senior Daisa Alexander and junior Unique Thompson were selected to the Preseason All-SEC Second Team by the league's coaches.

» Thompson was also selected to the All-SEC Second Team by a panel of regional and national media.

» Thompson is on the Katrina McClain Award Watch List. The Katrina McClain Award is presented to the top power forward in the country by the WBCA and the Basketball Hall of Fame.

» Thompson was named SEC Player of the Week on Nov. 26 after her performances against UAB and St. Joseph's.

» The Tigers were picked to finish seventh in the SEC by the media and eighth by the coaches.

RAINING THREES

» Auburn set a school record for single-season 3-pointers last season, making 193 in 32 games (6.0/game) for the year.

» So far this year, Auburn has made 58 3-pointers through 9 games (6.4 avg) and made a season-best 13 against Drake on Dec. 1, one shy of tying the school record set vs. Elon last season. The Tigers followed that up with 12 at South Alabama, giving them 25 over a 2-game span.

» Freshman Lauren Hansen made 7 3-pointers in that Drake game, coming within one of the Auburn single-game record (8, Tiffany Krantz vs. Troy, Nov. 21, 1997) and making the most 3-pointers since Brandy Montgomery had 7 at Florida on Jan. 1, 2017.

GAMES WITH 10 OR MORE 3-POINTERS (Since 2000)

3FG	Opponent	Date	Result
14	at Elon	12/22/18	W 96-44
13	vs. Drake	12/1/19	L 82-83
13	Oklahoma	12/2/18	W 95-79
12	at South Alabama	12/4/19	W 82-62
12	Colgate	12/5/07	W 82-75
11	at Florida	1/1/17	W 82-75
11	Winthrop	12/16/15	W 76-33
10	UAB	11/13/15	W 85-71
10	vs. Maine	11/9/12	W 71-41
10	Alabama	2/23/12	W 81-40
10	Belmont	11/15/11	W 80-53
10	Marist	12/21/11	L 61-69
10	Iowa State	12/28/01	L 80-75 (OT)

ON THIS DATE

» Auburn is 7-3 all-time on Dec. 15. The last game on this date came in 2013 when the Tigers defeated Florida A&M 92-55 at Auburn Arena.

WORKING OVERTIME

» Auburn played its first overtime game of the season and the 42nd in program history on Nov. 30 when the Tigers defeated Dayton 76-74 in Estero, Fla., at the Gulf Coast Showcase. Erin Howard tipped in a shot at the buzzer to force the OT period after the Tigers had trailed by as many as 13 at halftime.

» Auburn is 22-20 all-time in overtime and has won three straight OT games. The Tigers are 6-4 in the Coach Flo era in overtime games.

OVERTIME GAMES UNDER COACH FLO

Date	Opponent	Location	Result
11/30/19	Dayton	Estero, Fla.	W 76-74
2/3/19	Georgia	Auburn	W 59-58
12/20/18	North Carolina	Myrtle Beach, S.C.	W 86-81
2/20/17	Alabama	Auburn	L 61-63
12/18/16	Virginia Tech	Auburn	L 87-92
1/24/16	Arkansas	Auburn	W 71-60
12/13/15	Marquette	Milwaukee, Wis.	L 69-70
11/28/15	Minnesota	Guaynabo, P.R.	W 81-79
3/2/14	Ole Miss	Oxford, Miss.	L 71-73
2/27/14	Alabama	Auburn	(2OT) W 70-65

IN DECEMBER

» Auburn is 240-57 all-time in the month of December (records begin in 1978-79 season, not all dates provided prior to or during that year).

» Under Coach Flo, the Tigers are 40-11 in December.

NEW FACES

» Auburn welcomes six newcomers to the roster for 2019-20, four freshmen and two sophomore transfers.

» Joining the Tigers and eligible to play this season are Lauren Hansen (G, 5-8, Long Island, N.Y.); Annie Hughes (G, 5-9, Dutton, Ala.); Morgan Robinson-Nwagwu (G, 5-8, Norcross, Ga.) and Sania Wells (G, 5-7, Moss Point, Miss.)

» Two transfers will also be on the Tigers' roster but ineligible to play this season. Jala Jordan (F, 6-2, Philadelphia, Pa.), joined the Tigers this summer after transferring from West Virginia. And Honesty Scott-Grayson (G, 5-9, Brick, N.J.) enrolled in August after transferring from Baylor. Both players will have three years of eligibility beginning with the 2020-21 season.

TIGERS IN THE PROS

» DeWanna Bonner completed her 10th season in the WNBA in 2019, all with the Phoenix Mercury. Bonner was selected as an All-Star for the third time in her last four seasons, averaging 17.2 points, a career-best 7.6 rebounds, 2.7 assists and 1.3 steals per game while starting all 34 games for the Mercury. She is also playing overseas for Dynamo Kursk in Russia.

» Brandy Montgomery is playing in Europe for her third season, currently on the roster of Last year, she played in Luxembourg for Etzella Ettelbruck, averaging a team-best 21.4 points per game. In 2017-18, she played for Visby in Sweden, averaging 16.3 points, 5.1 rebounds and 1.8 assists while helping her team to the league semifinals.

AQUILA DI GUERRA

» Auburn's women's basketball team spent nine days in Italy in August, playing three exhibition games and touring sites across the country in Rome, Florence, Milan, Pisa, Bellagio and others. The Tigers dropped their first game to the Netherlands National Team and fell short in two other games against a professional European all-star team.

Auburn in the SEC & NCAA Stats*(Thru games of 12/12/19)*

Category	Value	SEC	NCAA
Scoring Offense	73.0	7th	67th
Scoring Defense	76.1	14th	327th
Scoring Margin	-3.1	14th	236th
Field Goal Pct.	.428	7th	85th
Field Goal Pct. Def.	.456	14th	332nd
3-pt FG Pct.	.314	8th	166th
3-pt FG Pct. Def.	.362	14th	315th
Free Throw Pct.	.658	9th	231st
Rebounds	36.3	14th	236th
Rebound Margin	+3.3	11th	111th
Off. Rebounds	13.2	10th	--
Def. Rebounds	23.1	14th	--
Assists	12.0	12th	220th
Assist/Turnover	0.7	12th	202nd
Blocks	2.2	13th	240th
Turnover Margin	+0.1	8th	187th
Turnovers Forced	16.3	9th	207th
Steals	10.1	3rd	69th

INDIVIDUALS (All Games)**Scoring**

Unique Thompson	19.1	4th	31st
Daisa Alexander	15.4	7th	161st

Rebounding

Unique Thompson	12.3	1st	4th
-----------------	------	-----	-----

Field Goal Pct.

Unique Thompson	.677	2nd	7th
Daisa Alexander	.448	15th	221st

Free Throw Pct.

Daisa Alexander	.750	8th	213th
Unique Thompson	.667	14th	--

Steals

Daisa Alexander	2.6	5th	58th
-----------------	-----	-----	------

3-Point FG Made

Lauren Hansen	2.3	4th	133rd
Brooke Moore	1.7	14th	--

Offensive Rebounds

Unique Thompson	5.7	1st	3rd
-----------------	-----	-----	-----

Defensive Rebounds

Unique Thompson	6.7	1st	--
-----------------	-----	-----	----

Double-Doubles

Unique Thompson	9	1st	1st
-----------------	---	-----	-----

Auburn Career Record Updates

Auburn Career Scoring

No.	Player	Years	Points
1.	DeWanna Bonner	2005-09	2,162
2.	Becky Jackson	1980-84	2,068
3.	Vickie Orr	1985-89	2,035
4.	Marianne Merritt	1975-79	1,979
5.	Carolyn Jones	1988-91	1,831
6.	Natasha Brackett	2001-05	1,716
7.	Janiah McKay	2015-present	1,647
8.	Brandy Montgomery	2013-17	1,644
9.	Mae Ola Bolton	1984-88	1,616
10.	Alli Smalley	2007-11	1,601
11.	Angie Hannah	1978-82	1,583
12.	Tyrese Tanner	2010-14	1,515
13.	Le'Coe Willingham	1999-03	1,475
14.	Lori Monroe	1979-83	1,415
15.	Tasha Hamilton	1997-01	1,402
16.	Sherell Hobbs	2005-09	1,372
17.	Linda Godby	1986-90	1,365
18.	Tra'Cee Tanner	2012-16	1,327
19.	Debra Larkin	1981-85	1,310
20.	C.C. Hayden	1989-92	1,306
21.	Katie Frerking	2013-17	1,271
22.	Conswella Sparrow	1997-00	1,249
23.	Blanche Alverson	2009-13	1,244
24.	Brenda Hill	1981-85	1,222
25.	Monique Morehouse	1992-96	1,191
26.	Lauretta Freeman	1989-93	1,188
27.	Hasina Muhammad	2001-15	1,184
	Sharon Stewart	1984-88	1,184
29.	Ruthie Bolton	1985-89	1,176
30.	Tiffany Krantz	1996-00	1,136
--	Daisa Alexander	2016-present	981

Auburn Career Rebounding

No.	Player	Years	Rebounds
1.	Becky Jackson	1980-84	1,118
2.	DeWanna Bonner	2005-09	1,047
3.	Lori Monroe	1979-83	1,015
4.	Vickie Orr	1985-89	1,006
5.	Lauretta Freeman	1989-93	976
6.	Marianne Merritt	1975-79	972
7.	Le'Coe Willingham	1999-03	927
8.	Monique Morehouse	1992-96	792
9.	Jordan Greenleaf	2006-11	761
	Charlene Thomas	1984-87	761
11.	Tra'Cee Tanner	2012-16	758
12.	Sharon Stewart	1984-88	757
13.	C.C. Hayden	1989-92	749
	Kendall Mago	1988-92	749
15.	Unique Thompson	2017-present	668
16.	Tasha Hamilton	1997-01	663
	Mae Ola Bolton	1984-88	653
18.	Marita Payne	2002-06	630
19.	Katie Frerking	2013-17	627
20.	Sherell Hobbs	2005-09	612
21.	Brenda Hill	1982-85	604
22.	Blanche Alverson	2009-13	602
23.	KeKe Carrier	2005-10	600
24.	Angie Hannah	1978-82	588
	Linda Godby	1986-90	580
26.	Tyrese Tanner	2010-14	572
	Conswella Sparrow	1997-00	572
28.	Diann McNeil	1984-88	498
29.	Samantha Williams	1991-96	495
	Hasina Muhammad	2011-15	494

Auburn Career Steals

No.	Player	Years	Steals
1.	Mae Ola Bolton	1985-88	282
2.	Kristen Mulligan	1993-96	253
3.	Ruthie Bolton	1986-89	246
4.	Debra Larkin	1982-85	242
5.	Helene Baroody	1984-87	240
6.	Katie Frerking	2013-17	234
7.	Sherell Hobbs	2005-09	231
8.	Janiah McKay	2015-19	223
	Hasina Muhammad	2011-15	223
10.	DeWanna Bonner	2005-09	208
--	Daisa Alexander	2016-present	186

Auburn Career Double-Doubles

No.	Player	Years	D-Ds
1.	DeWanna Bonner	2005-09	40
2.	Lauretta Freeman	1989-93	38
3.	C.C. Hayden	1989-92	30
4.	Unique Thompson	2017-present	29
	Le'Coe Willingham	1999-04	29
6.	Vickie Orr	1985-89	27
7.	Monique Morehouse	1992-96	24
8.	Becky Jackson	1980-84	19
9.	Conswella Sparrow	1997-00	15
10.	Tra'Cee Tanner	2012-16	14
11.	Tasha Hamilton	1997-01	13
	Sharon Stewart	1984-88	13
13.	Daniellette Coleman	1992-94	12
	Marita Payne	2002-06	12
15.	Whitney Boddie	2005-09	11
	KeKe Carrier	2005-10	11
17.	Tia Miller	2001-04	8
	Tara Williams	1995-97	8
19.	Katie Frerking	2013-17	7
	Linda Godby	1986-90	7
	Laticia Morris	1995-97	7
	Mandisa Stevenson	2002-04	7
	Tyrese Tanner	2010-14	7
24.	Justine Agbatan	1995-98	6
	Brenda Hill	1982-83	6
	Kendall Mago	1988-92	6
	Samantha Williams	1991-96	6
28.	Ruthie Bolton	1985-89	5
	Jordan Greenleaf	2006-11	5

Auburn Career 3-Point Attempts

No.	Player	Years	3FGA
1.	Brandy Montgomery	2013-17	688
2.	Alli Smalley	2007-11	637
3.	Blanche Alverson	2009-13	618
4.	Natasha Brackett	2001-05	545
5.	Tiffany Krantz	1996-00	520
6.	Katie Frerking	2013-17	518
7.	Samantha Williams	1992-96	500
8.	Kristen Mulligan	1992-96	370
9.	Daisa Alexander	2016-present	333
10.	Shana Askew	1997-01	332

Auburn Career 3-Point FG Made

No.	Player	Years	3FGM
1.	Alli Smalley	2007-11	219
2.	Blanche Alverson	2009-13	213
3.	Brandy Montgomery	2013-17	205
4.	Tiffany Krantz	1996-00	184
5.	Natasha Brackett	2001-05	171
6.	Samantha Williams	1992-96	161
7.	Kristen Mulligan	1992-96	149
8.	Katie Frerking	2013-17	147
9.	Daisa Alexander	2016-present	114
10.	Carolyn Jones	1988-91	103

Auburn Career 3-Point Percentage

No.	Player	Years	3FG%
1.	Carolyn Jones	1988-91	.415 (103-248)
2.	Kristen Mulligan	1992-96	.403 (149-370)
3.	Suzette Sargeant	1990-92	.388 (57-147)
4.	Lynn Stevenson	1986-91	.376 (83-221)
5.	LaRita Spencer	1999-01	.364 (59-162)
6.	Louise Emeagi	2002-05	.359 (78-217)
7.	Tiffany Krantz	1996-00	.354 (184-250)
8.	Blanche Alverson	2009-13	.345 (213-618)
9.	Alli Smalley	2007-11	.344 (219-637)
10.	Daisa Alexander	2016-present	.342 (114-333)

TIGERS' RECORD WHEN...

	2019-20	Under Coach Flo
At Home.....	2-1	72-35
On the Road.....	1-2	36-54
At a Neutral Site.....	1-2	20-17
When wearing white.....	3-3	73-31
When wearing orange.....	0-0	7-10
When wearing blue.....	1-2	42-61
When wearing pink.....	0-0	6-4
Leading at the half.....	3-0	100-22
Trailing at the half.....	1-5	28-78
Tied at the half.....	0-0	0-6
Scores 100+ points.....	0-0	0-0
Scores 90-99 points.....	0-0	6-0
Scores 80-89 points.....	2-1	27-2
Scores 70-79 points.....	1-2	37-8
Scores 60-69 points.....	1-1	38-28
Scores fewer than 60 points.....	0-1	18-68
Holds opponent to 41-50 points.....	0-0	31-3
Holds opponent to 31-40 points.....	0-0	7-0
Holds opponent to under 30 points.....	0-0	2-0
Force 25 or more turnovers.....	0-0	51-9
Shoots 50% FG or better.....	1-1	32-3
Shoots 40-49% FG.....	2-2	65-29
Shoots 39.9% or under FG.....	1-2	30-75
Holds opponent under 30% FG.....	0-0	25-2
Shoots higher FG% than opponent.....	2-1	100-22
Shoots lower FG% than opponent.....	2-4	28-79
Shoots same FG% as opponent.....	0-0	0-3
Shoots higher FT% than opponent.....	1-1	54-37
Shoots lower FT% than opponent.....	2-4	71-68
Shoots same FT% as opponent.....	1-0	2-2
Out-rebounds opponent.....	3-3	79-30
Out-rebounded by opponent.....	1-2	43-75
Tied in rebounds.....	0-0	5-2
Versus ranked opponent.....	0-0	5-48
In overtime.....	1-0	6-4
Games decided by 3 points or less.....	2-1	14-17
Games decided by 4-5 points.....	1-1	13-14
Games decided by 6-10 points.....	0-0	29-29
Games decided by 11-20 points.....	1-2	35-29
Games decided by 21-30 points.....	0-1	23-11
Games decided by 30+ points.....	0-0	14-6
On Television/Digital.....	3-2	66-71
In November.....	3-3	33-16
In December.....	1-2	39-10
In January.....	0-0	17-37
In February.....	0-0	23-29
In March.....	0-0	13-13

2019-20 Auburn Superlatives...

First Half

Most points scored in the first quarter.....	25, at UAB (11/21/19)
Most points scored in the second quarter.....	24, vs. Wofford (11/6/19) & vs. Drake (12/1/19)
Most points scored in the first half.....	42 vs. Drake (12/1/19)
Fewest points scored in the first half.....	19, vs. Middle Tennessee (11/29/19)
Fewest points allowed in the first half.....	24, vs. Wofford (11/6/19)
Most points allowed in the first half.....	44 vs. Drake (12/1/19) & at TCU (12/7/19)
Best FG % in the first half.....	.552, at UAB (11/21/19)
Worst FG % in the first half.....	.348, vs. Middle Tennessee (11/29/19)
Best FG % by an opponent in the first half.....	.525 vs. Drake (12/1/19)
Worst FG % by an opponent in the first half.....	.300, vs. Wofford (11/6/19)
Most rebounds in the first half.....	25, vs. Wofford (11/6/19)
Fewest rebounds in the first half.....	10, vs. Middle Tennessee (11/29/19) & vs. Dayton (11/30/19)
Most rebounds by an opponent in the first half.....	27 at TCU (12/7/19)
Fewest rebounds by an opponent in the first half.....	11, vs. Old Dominion (11/14/19) & at UAB (11/21/19)

Second Half

Most points scored in the third quarter.....	25, vs. Dayton (11/30/19)
Most points scored in the fourth quarter.....	26, vs. Wofford (11/6/19) & at South Alabama (12/4/19)
Most points scored in an overtime period.....	13, vs. Dayton (11/30/19)
Most points scored in the second half.....	49, vs. Wofford (11/6/19)
Fewest points scored in the second half.....	31, vs. Middle Tennessee (11/29/19)
Fewest points allowed in the second half.....	26, vs. Dayton (11/30/19)
Most points allowed in the second half.....	58, vs. Wofford (11/6/19)
Best FG % in the second half.....	.586 at South Alabama (12/4/19)
Worst FG % in the second half.....	.333, vs. Middle Tennessee (11/29/19)
Best FG % by an opponent in the second half.....	.692, vs. Old Dominion (11/14/19)
Worst FG % by an opponent in the second half.....	.370, vs. Dayton (11/30/19)
Most rebounds in the second half.....	22, vs. Wofford (11/6/19)
Fewest rebounds in the second half.....	16 vs. Drake (12/1/19)
Most rebounds by an opponent in the second half.....	22 at TCU (12/7/19)
Fewest rebounds by an opponent in the second half.....	12 vs. Drake (12/1/19) & at South Alabama (12/4/19)

Game

Most points scored.....	84, vs. Wofford (11/6/19)
Fewest points scored.....	50 vs. Middle Tennessee (11/29/19)
Most points allowed.....	89, vs. Old Dominion (11/14/19)
Fewest points allowed.....	62, vs. St. Joseph's (11/24/19) & at South Alabama (12/4/19)
Best FG %.....	.533 at South Alabama (12/4/19)
Worst FG %.....	.340 vs. Middle Tennessee (11/29/19)
Best FG % by an opponent.....	.593, vs. Old Dominion (11/14/19)
Worst FG % by an opponent.....	.373 at TCU (12/7/19)
Most rebounds.....	47, vs. Wofford (11/6/19)
Fewest rebounds.....	29 vs. Middle Tennessee (11/29/19) & vs. Drake (12/1/19)
Most rebounds by an opponent.....	49 at TCU (12/7/19)
Fewest rebounds by an opponent.....	24 vs. Drake (12/1/19)

Miscellaneous

Highest-scoring quarter.....	26, 4Q vs. Wofford (11/6/19) & 4Q at South Alabama (12/4/19)
Lowest-scoring quarter.....	7, 1Q vs. Middle Tennessee (11/29/19)
Highest-scoring opponent quarter.....	34, 4Q vs. Wofford (11/6/19)
Lowest-scoring opponent quarter.....	11, 1Q vs. Wofford (11/6/19) & 2Q vs. St. Joseph's (11/24/19)
Largest margin in a single quarter.....	+13 (25-12) 3Q vs. Dayton (11/30/19) & (26-13) 4Q at South Alabama (12/4/19)
Largest margin of victory.....	20, at South Alabama (12/4/19)
Smallest margin of victory.....	2, vs. Wofford (11/6/19) & vs. Dayton (11/30/19)
Largest margin of defeat.....	23, vs. Middle Tennessee (11/29/19)
Smallest margin of defeat.....	2 vs. Drake (12/1/19)
Largest halftime lead.....	11, vs. Wofford (11/6/19)
Smallest halftime lead.....	3, vs. St. Joseph's (11/24/19)
Times tied at halftime.....	
Largest halftime deficit.....	21, vs. Middle Tennessee (11/29/19)
Smallest halftime deficit.....	1, at UAB (11/21/19)
Largest rebounding margin.....	+13, vs. Wofford (11/6/19)
Smallest rebounding margin.....	+5 vs. Drake (12/1/19)
Last time tied in rebounding.....	
Largest rebounding deficit.....	-7 vs. Middle Tennessee (11/29/19) & at TCU (12/7/19)
Smallest rebounding deficit.....	-2, vs. Dayton (11/30/19)
Largest deficit overcome to win game.....	13, vs. Dayton (11/30/19)
Largest lead lost.....	11 vs. Drake (12/1/19)

MISCELLANEOUS STATISTICS

Category	Season	Career
Double-Doubles		
Unique Thompson	9	29
30+ Point Games		
Unique Thompson	1	1
20+ Point Games		
Daisa Alexander	4	15
Unique Thompson	4	10
Brooke Moore	1	2
Lauren Hansen	1	1
10+ Rebound Games		
Unique Thompson	9	37
Kiayae' White	1	1
10+ Assist Games		
5+ Steal Games		
Daisa Alexander	0	2
5+ Block Games		
Unique Thompson	0	1

GAMES LED AUBURN IN...

Category	Season	Career
Scoring		
Unique Thompson	5	18
Daisa Alexander	2	19
Brooke Moore	1	2
Lauren Hansen	1	1
Robyn Benton	0	1
Rebounding		
Unique Thompson	9	56
Daisa Alexander	0	4
Erin Howard	0	1
Assists		
Daisa Alexander	5	12
Unique Thompson	2	6
Annie Hughes	2	2
Erin Howard	1	2
Lauren Hansen	1	1
Kiayae' White	1	1
Brooke Moore	1	1
Sania Wells	1	1
Morgan Robinson-Nwagwu	1	1

(includes games where lead was shared)

2019-20 DOUBLE-DOUBLES

- Unique Thompson vs. Wofford (25 pts/11 reb)
- Unique Thompson vs. ODU (13 pts/10 reb)
- Unique Thompson at UAB (24 pts/19 reb)
- Unique Thompson vs. St. Joseph's (17 pts/12 reb)
- Unique Thompson vs. MTSU (15 pts/10 reb)
- Unique Thompson vs. Dayton (20 pts/11 reb)
- Unique Thompson vs. Drake (12 pts/11 reb)
- Unique Thompson at South Alabama (15 pts/10 reb)
- Unique Thompson at TCU (31 pts/15 reb)

Last Time an Auburn Team...

- Scored 90 points..... Auburn 96, Elon 44, in Elon, N.C. (Dec. 22, 2018)
- Scored 100 points Auburn 119, Sam Houston State 54, in Auburn, Ala. (Dec. 5, 2008)
- Scored 100 points in an SEC game..... Auburn 102, Tennessee 96, SEC Tournament in Albany, Ga. (Mar. 6, 1987)
- Scored 100 at home..... Auburn 119, Sam Houston State 54, in Auburn, Ala. (Dec. 5, 2008)
- Scored 80 points and lost..... Drake 83, Auburn 82 in Estero, Fla. (Dec. 1, 2019)**
- Scored 90 points and lost..... Kentucky 91, Auburn 90 [2OT], in Auburn, Ala. (Feb. 2, 1986)
- Scored 100 points and lost..... Never
- Scored 110+ points Auburn 119, Sam Houston State 54, in Auburn, Ala. (Dec. 5, 2008)
- Scored 50-59 points in a half 51 - 1st half at Elon in Elon, N.C. (Dec. 22, 2018)
- Scored 60 or more points in a half 62 (2nd half) - vs. Drake in New Orleans, La. (Dec. 21, 2016)
- Scored 30 or more points in a quarter..... 30 (1st quarter) - at St. Joseph's in Philadelphia, Pa. (Dec. 6, 2018)
- Scored 50 points or less in a game..... 50 - vs. Middle Tennessee in Estero, Fla. (Nov. 29, 2019)**
- Scored 50 points or less and won Auburn 47, Missouri 45 [SEC] in Jacksonville, Fla. (March 3, 2016)
- Scored 40 points or less in a game Georgia 63, Auburn 30, in Athens, Ga. (Jan. 28, 2016)
- Scored less than 10 points in a quarter..... 8 points (2nd quarter) vs. Dayton in Estero, Fla. (Nov. 30, 2019)**
- Scored less than 20 points in a 1st half..... 19 points vs. Middle Tennessee in Estero, Fla. (Nov. 29, 2019)**
- Scored less than 20 points in a 2nd half..... 18 points vs. Missouri [SEC] in Jacksonville, Fla. (March 3, 2016)
- Had 35+ rebound margin..... 36 - (52-16) vs. Alabama A&M in Normal, Ala. (Nov. 19, 2013)
- Had 25+ rebound margin..... 33 - (53-26) vs. Grambling State in Auburn, Ala. (Nov. 6, 2018)
- Had 20+ rebound margin 33 - (53-26) vs. Grambling State in Auburn, Ala. (Nov. 6, 2018)
- Attempted 30 free throws..... 30 - vs. St. Joseph's in Auburn, Ala. (Nov. 24, 2019)**
- Attempted 35 free throws 36 - vs. Alabama State in Auburn, Ala. (Dec. 29, 2018)
- Attempted 40 free throws 41 - vs. Alabama State in Auburn, Ala. (Nov. 15, 2006)
- Attempted 5 free throws or less 5 - at Tennessee in Knoxville, Tenn. (Feb. 14, 2019)
- Did not attempt a free throw..... Never
- Made 20 free throws 20 - vs. Wofford in Auburn, Ala. (Nov. 6, 2019)**
- Made 25 free throws..... 29 - vs. Alabama State (29-36) in Auburn, Ala. (Dec. 29, 2018)
- Made 30 free throws 31 - vs. Northwestern State (31-43) (Dec. 30, 2003)
- Had 25 assists..... 25 - vs. Ole Miss in Auburn, Ala. (Jan. 8, 2017)
- Had 25 turnovers 25 - at Kentucky in Lexington, Ky. (Feb. 1, 2018)
- Had 10 turnovers or less..... 10 - vs. St. Joseph's in Auburn, Ala. (Nov. 24, 2019)**
- Had 25+ steals Never
- Had 20-24 steals 21 - vs. Georgia in Auburn, Ala. (Feb. 3, 2019)
- Had 15-19 steals..... 15 - vs. Mississippi State in Auburn, Ala. (Jan. 14, 2019)
- Had 10-14 blocks 10 - vs. Louisiana Tech in Auburn, Ala. (Nov. 19, 2017)
- Had 15+ blocks 15 - at Florida International in Miami, Fla. (Dec. 29, 2014)
- Won an overtime game Auburn 74, Dayton 72 [1OT] in Estero, Fla. (Nov. 30, 2019)**
- Lost an overtime game Alabama 63, Auburn 61 [1OT] in Auburn, Ala. (Feb. 20, 2017)
- Played a double overtime game..... Auburn 70, Alabama 65 [2OT] in Auburn, Ala. (Feb. 27, 2014)
- Played three or more overtimes..... Never
- Shot 70% for a half 70.4% (19-of-27), 2nd half at Elon in Elon, N.C. (Dec. 22, 2018)
- Shot 60% for a game 63.3% (38-of-60) at Elon in Elon, N.C. (Dec. 22, 2018)
- Shot less than 30% for a game..... 27.6% (21-of-76) vs. Missouri in Auburn, Ala. (Feb. 15, 2018)
- Shot 90-99.9% from the free throw line (minimum 10 attempts) 92.3% (12-of-13) vs. Nicholls State in Auburn, Ala. (Nov. 9, 2018)
- Shot 100% from the free throw line (minimum 10 attempts) 100% (16-of-16) vs. Texas A&M in Auburn, Ala. (Jan. 7, 2018)
- Shot 50% on 3-pointers (minimum 5 attempts) 50.0% (6-of-12) at Missouri in Columbia, Mo. (Jan. 27, 2019)
- Shot 20-30% in a half 26.3% (10-of-38), 1st half vs. BYU in Stanford, Calif. (March 23, 2019)
- Shot less than 20% in a half 18.4% (7-of-38), 1st half vs. Missouri in Auburn, Ala. (Feb. 15, 2018)
- Shot 55% or better and lost 58.1% (25-of-43) vs. Tennessee (Jan. 20, 2005)
- Made 10+ 3-point field goals 12-of-24 at South Alabama in Mobile, Ala. (Dec. 4, 2019)**
- Failed to make a 3-point field goal 0-of-5 vs. Southern in Auburn, Ala. (Dec. 9, 2017)
- Had 60+ rebounds 61 - vs. Stephen F. Austin in Auburn, Ala. (Dec. 17, 2007)
- Had 50-59 rebounds..... 53 - vs. Grambling State in Auburn, Ala. (Nov. 6, 2018)
- Defeated a Top-25 opponent..... Auburn 58, #25 Missouri 54, in Auburn, Ala. (Feb. 24, 2019)
- Defeated a Top-10 opponent Auburn 66, #7 Kentucky 61, in Auburn, Ala. (Jan. 3, 2016)
- Defeated a Top-25 opponent on the road Auburn 68, #16 Vanderbilt 62, in Nashville, Tenn. (Feb. 13, 2014)

Last Time an Auburn Player...

- Scored 25-29 points 25 - Unique Thompson vs. Wofford in Auburn, Ala. (Nov. 6, 2019)**
- Scored 30-34 points 31 - Unique Thompson at TCU in Fort Worth, Texas (Dec. 7, 2019)**
- Scored 35 points 35 - DeWanna Bonner vs. Tennessee in Auburn, Ala. (Jan. 25, 2009)
- Scored 40 points 41 - Conswella Sparrow vs. South Alabama (Feb. 17, 1998)
- Had 15+ rebounds 15 - Unique Thompson at TCU in Fort Worth, Texas (Dec. 7, 2019)**
- Had 20 rebounds 20 - Monique Morehouse at LSU (Feb. 4, 1995)
- Had 10 assists 10 - Janiah McKay vs. Grambling State (Nov. 6, 2018)
- Had 15 assists 18 - Martha Monk vs. Alabama State (Feb. 18, 1981)
- Had 5 blocks 6 - Unique Thompson vs. Louisiana Tech in Auburn, Ala. (Nov. 19, 2017)
- Had 7 blocks 7 - Jassany Williams vs. Duke (Nov. 18, 2011)
- Had 10 blocks 13 - Marita Payne vs. Arkansas (Feb. 3, 2005)
- Had 5 steals 6 - Crystal Primm vs. Kentucky in Auburn, Ala. (Feb. 7, 2019)
- Had 8 steals 8 - Brandy Montgomery vs. East Carolina in Auburn, Ala. (Dec. 5, 2015)
- Had 10 steals..... 10 - Kristen Mulligan vs. Northeast Illinois in Auburn, Ala. (Dec. 18, 1992)
- Made 10 field goals 12 - Unique Thompson [12-18] at TCU in Fort Worth, Texas (Dec. 7, 2019)**
- Made 15 field goals 15 - Conswella Sparrow (15-16) vs. South Alabama (Feb. 17, 1998)
- Attempted 20 field goals 20 - Daisa Alexander vs. South Carolina in Auburn, Ala. (Feb. 28, 2019)
- Attempted 25 field goals 28 - Brandy Montgomery (8-28) at Marquette in Milwaukee, Wis. (Dec. 13, 2015)
- Made 5+ three-point field goals 7 - Lauren Hansen vs. Drake in Estero, Fla. (Dec. 1, 2019)**
- Made 8 three-point field goals 8 - Tiffany Krantz vs. Troy State in Auburn, Ala. (Nov. 21, 1997)
- Attempted 10 three-point field goals 14 - Lauren Hansen vs. Drake in Estero, Fla. (Dec. 1, 2019)**
- Attempted 15 three-point field goals 16 - Brandy Montgomery at Marquette in Milwaukee, Wis. (Dec. 13, 2015)
- Made 10 free throws..... 10 - Unique Thompson (10-15) vs. Dayton in Estero, Fla. (Nov. 30, 2019)**
- Made 15 free throws Never
- Shot 100% at the free throw line (min. 10 attempts) 11-11 - Janiah McKay vs. Texas A&M in Auburn, Ala. (Jan. 7, 2018)
- Had a double-double..... Unique Thompson (31 pts/15 reb) at TCU in Fort Worth, Texas (Dec. 7, 2019)**

SEC PRESEASON POLL (Media Vote)**Order of Finish**

1. South Carolina
2. Texas A&M
3. Mississippi State
4. Kentucky
5. Arkansas
6. Tennessee
7. Auburn
8. LSU
9. Missouri
10. Georgia
11. Alabama
12. Florida
13. Ole Miss
14. Vanderbilt

Player of the Year

Chennedy Carter, Texas A&M

All-SEC First Team

Chennedy Carter, Texas A&M
 Chelsea Dungee, Arkansas
 Rhyme Howard, Kentucky
 Ayana Mitchell, LSU
 Tyasha Harris, South Carolina

All-SEC Second Team

Unique Thompson, Auburn
 Mikiah Herbert Harrigan, South Carolina
 Rennia Davis, Tennessee
 Ciera Johnson, Texas A&M
 Mariella Fasoula, Vanderbilt

SEC PRESEASON POLL (Coaches' Vote)**Order of Finish**

1. Texas A&M
2. South Carolina
3. Mississippi State
4. Kentucky
5. Arkansas
6. LSU
7. Tennessee
8. Auburn
9. Missouri
10. Georgia
11. Alabama
12. Vanderbilt
13. Ole Miss
14. Florida

Player of the Year

Chennedy Carter, Texas A&M

All-SEC First Team

Chelsea Dungee, Arkansas
 Rhyme Howard, Kentucky
 Ayana Mitchell, LSU
 Jordan Danberry, Mississippi State
 Amber Smith, Missouri
 Tyasha Harris, South Carolina
 Rennia Davis, Tennessee
 Chennedy Carter, Texas A&M

All-SEC Second Team

Ciera Johnson, Alabama
 Daisa Alexander, Auburn
 Unique Thompson, Auburn
 Gabby Connally, Georgia
 Chloe Bibby, Mississippi State
 Mikiah Herbert Harrigan, South Carolina
 Ciera Johnson, Texas A&M
 Kayla Wells, Texas A&M
 Mariella Fasoula, Vanderbilt

Had 2 consecutive double-doubles Unique Thompson: 15/10 at South Alabama, 31/15 at TCU (Dec. 4-7, 2019)
Had 3 consecutive double-doubles..... Unique Thompson: 12/11 vs. Drake, 15/10 at S. Alabama, 31/15 at TCU (Nov. 30-Dec. 7, 2019)
...Had 10 consecutive double-doubles..... Unique Thompson: First vs. BYU; last at TCU (March 23-Dec. 7, 2019)
 ...Had 18 consecutive double-doubles (AU record)..... Lauretta Freeman: First vs. Furman, Last vs. Oral Roberts (Dec. 29, 1992-Feb. 23, 1993)
 Had a double-double at halftime Unique Thompson (16 pts/10 rebs) at Iowa State in Ames, Iowa (Nov. 13, 2018)
 Two players had a double-double..... Unique Thompson (14 p/13 r) & Janiah McKay (16 p/10 a) vs. Grambling State (Nov. 6, 2018)
 Recorded a double-double with points and assists..... Janiah McKay (16 pts/10 assists) vs. Grambling State (Nov. 6, 2018)
 Scored 20 points & had 20 rebounds Lauretta Freeman (30 pts/21 rebs.) vs. Alabama, (Feb. 17, 1993)
 Had a triple-double..... Whitney Boddie (24 pts./11 rebs./12 asst.) vs. Sam Houston State (Dec. 5, 2008)
Two players scored 20 points **Daisa Alexander (24), Lauren Hansen (24) vs. Drake in Estero, Fla. (Dec. 1, 2019)**
 Two players scored 30 points Laticia Morris (33 points) & Tara Williams (30 points) vs. South Alabama (Jan. 14, 1997)
 Had 2 straight 25-point games Janiah McKay: 27 at South Carolina, 26 vs. Arkansas (Jan. 11-14, 2018)
 Had 3 straight 25-point games Janiah McKay: 25 pts vs. Texas A&M, 27 pts at South Carolina, 26 pts vs. Arkansas (Jan. 7-14, 2018)
 Zero players scored in double figures at Georgia in Athens, Ga. (Jan. 28, 2016)
Only one player scored in double figures **Unique Thompson (31) at TCU in Fort Worth, Texas (Dec. 7, 2019)**
Five players scored in double figures..... **Moore (20), Thompson (15), Alexander/Howard (14), Hansen (10) at South Alabama (Dec. 4, 2019)**
 Six players scored in double figures..... McKay/Benton (16), Primm (15), Thompson (14), Alexander/Jones (13) vs. Grambling (Nov. 6, 2018)
 Seven players scored in double figures..... Carrier (19 pts.), Bonner (18 pts.), Smalley (16 pts.), Boddie (13 pts.)
 R. Hobbs (13 pts.), Hilliard (13 pts.) & S. Hobbs (10 pts.) vs. Sam Houston State (Dec. 5, 2008)
Two players had 10 rebounds..... **Unique Thompson (13) and Kiyae' White (11) vs. Wofford in Auburn, Ala. (Nov. 6, 2019)**
 Three players had 10 rebounds J. Greenleaf (12 rebs.), D. Bonner (12 rebs.) & .oddie (10 rebs.) vs. Oakland (Nov. 21, 2007)
 Played every minute Jordan Greenleaf (40 mins.) vs. Florida in Duluth, Ga. [SEC] (Mar. 4, 2010)
 Played 40 or more minutes in OT game Unique Thompson (43 mins.) vs. Georgia in Auburn, Ala. (Feb. 3, 2019)
 Attempted a slam dunk..... Hasina Muhammad vs. St. John's in Auburn, Ala. (Dec. 6, 2013)
 Made a shot from half-court or beyond Brooke Moore (end 2nd quarter) vs. Alabama State in Auburn, Ala. (Dec. 29, 2018)

Last Time an Auburn Opponent...

Shot less than 30% in a game (SEC) Alabama - 23.3% (10-of-43) in Auburn, Ala. (Feb. 17, 2019)
 Shot less than 30% in a game (Non-conf) Alabama State - 29.8% (14-of-47) in Auburn, Ala. (Dec. 29, 2018)
 Shot 60% in a game Vanderbilt - 61.0% in Nashville, Tenn. (Jan. 17, 2019)
 Scored 90 points Virginia Tech 92, Auburn 87 [OT] in Auburn, Ala. (Dec. 18, 2016)
 Scored 100 points Georgia 102, Auburn 72 in Athens, Ga. (Mar. 3, 1984)
 Scored 100 points at Auburn Tuskegee 105, Auburn 98 (2OT) (Feb. 12, 1979)
 Scored 100 points and Lost Never
 Had 25+ rebound margin Never
 Had a 20+ rebound margin 20 - Alabama (56-36) in Auburn, Ala. (Feb. 20, 2017)
 Scored less than 10 points in a quarter 8 - Texas A&M (2nd quarter) in Greenville, S.C. (March 8, 2019)
 Scored less than 10 points in all four quarters Winthrop (9-8-8-8) in Auburn, Ala. (Dec. 16, 2015)
Scored 30 or more points in a quarter **34 - Wofford (4th quarter) in Auburn, Ala. (Nov. 6, 2019)**
 Scored less than 10 points in a half 8 - Jacksonville (1st half) in Auburn, Ala. (Dec. 28, 2016)
 Scored less than 20 points in a 1st half 12 - Alabama in Auburn, Ala. (Feb. 17, 2019)
 Scored less than 20 points in a 2nd half 19 - Florida in Auburn, Ala. (Dec. 31, 2017)
 Had 50 rebounds 56 - Alabama in Auburn, Ala. (Feb. 20, 2017)
 Had 25 assists 25 - Florida International in Miami, Fla. (Dec. 19, 1993)
 Had 25-29 turnovers 26 - Texas A&M [SEC] in Greenville, S.C. (March 8, 2019)
 Had 30-34 turnovers 30 - XULA in Auburn, Ala. (Dec. 28, 2017)
 Had 35+ turnovers 35 - ULM in Auburn, Ala. (Nov. 27, 2017)
 Had 15 steals 15 - East Carolina in Auburn, Ala. (Dec. 5, 2015)
 Had 10 blocks 11 - at Baylor [NCAA] in Waco, Texas (March 20, 2016)
 Failed to make a 3-point field goal LSU (0-6) in Baton Rouge, La. (Feb. 1, 2016)
 Attempted 35 free throws 35 - Florida in Gainesville, Fla. (Feb. 28, 2016)
 Made 30 free throws 30 - Arkansas (Jan. 22, 1995)
Made 10 three-point field goals **10 - South Alabama in Mobile, Ala. (Dec. 4, 2019)**
 Made 15 three-point field goals 18 - Missouri in Columbia, Mo. (Jan. 6, 2013)
 Scored 41-50 points in a game 46 - LSU in Baton Rouge, La. (March 3, 2019)
 Scored 31-40 points in a game 38 - Alabama in Auburn, Ala. (Feb. 17, 2019)
 Scored 30 points or less 26 - Georgia in Athens, Ga. (Feb. 22, 2015)
 Scored 25 points or less 25 - Puerto Rico-Mayaguez (Dec. 17, 2000)

Last Time an Opposing Player...

Scored 30+ points (non-conference)..... **35 - Ajah Wayne of Old Dominion in Auburn, Ala. (Nov. 14, 2019)**
 Scored 30+ points (SEC) 41 - Chelsea Dungee of Arkansas in Fayetteville, Ark. (Feb. 10, 2019)
 Scored 35+ points (all games) **35 - Ajah Wayne of Old Dominion in Auburn, Ala. (Nov. 14, 2019)**
 Scored 40+ points (all games) 41 - Chelsea Dungee of Arkansas in Fayetteville, Ark. (Feb. 10, 2019)
 Attempted 25 field goals 27 - Jantel Lavender (9-27) of Ohio State (Nov. 23, 2008)
 Scored 20 points & had 20 rebounds Young of Baylor in the WNIT Championship Game, (20 pts./25 rebs.) (Apr. 4, 2003)
Two players scored 20 points **Jaycee Bradley (24) and Lauren Heard (21) of TCU in Fort Worth, Texas (Dec. 7, 2019)**
 Three players scored 20 points by LSU in Baton Rouge, Chatman (22 pts), Johnson (21 pts) & Lowery (20 pts) (Jan. 12, 1991)
 Five players scored in double figures Lorenzen (10), Needles (11), Lewis (10), Williams (11), Copeland (12) of Florida (Jan. 4, 2015)
 Six players scored in double figures Williams (10), Lewis (13), Bonds (18), Peoples (10), Miller (12), Svete (12) of Florida (Jan. 26, 2014)
Recorded a double-double **Lauren Heard (21 pts/10 reb) of TCU in Fort Worth, Texas (Dec. 7, 2019)**
 Recorded a double-double with points and assists Tyasha Harris (12 pts/11 ast) of South Carolina in Columbia, S.C. (Jan. 11, 2018)
 Recorded a triple-double Ceira Ricketts (14 pts./13 rebs./12 asst.) of Arkansas (Jan. 18, 2009)
 Two players recorded a double-double C. Green (16 pts/11 reb) & Davis (15 pts/10 reb) of Tennessee in Knoxville, Tenn. (Feb. 14, 2019)
 Committed 10+ turnovers 10 - Shaquera Wade of Alabama in Greenville, S.C. (March 7, 2019)
 Had 15-19 rebounds 15 - by N' dea Jones of Texas A&M in Auburn, Ala. (Jan. 24, 2019)
 Had 20+ rebounds 21 - Ayana Mitchell of LSU in Baton Rouge, La. (March 3, 2019)
 Had 10 assists 10 - Tyasha Harris of South Carolina in Auburn, Ala. (Feb. 28, 2019)
 Had 15 assists 16 - Cindy McMahan of Alabama-Huntsville (Nov. 24, 1980)
 Had 5 blocks 5 - Ashley Knight of Alabama in Tuscaloosa, Ala. (Feb. 18, 2018)
 Had 10 blocks Never
 Had 5 steals 6 - Taylor Murray of Kentucky in Auburn, Ala. (Feb. 7, 2019)
 Made 15 field goals 15 - Charmique Holdscraw (15-21) of Tennessee (Feb. 1, 1998)
 Made 10 3-point field goals 11 - Morgan Eye (11-18) of Missouri in Columbia, Mo. (Jan. 6, 2013)

2019-20 Auburn Individual Highs...**First Half**

Points.....	21, Unique Thompson at TCU (12/7/19)
Field Goals Made.....	9, Unique Thompson at TCU (12/7/19)
Field Goal Attempts.....	11, Unique Thompson at TCU (12/7/19)
3-Point Field Goals Made	5, Lauren Hansen vs. Drake (12/1/19)
3-Point Field Goal Attempts	8, Lauren Hansen vs. Drake (12/1/19)
Free Throws Made	6, Unique Thompson vs. Wofford (11/6/19)
Free Throws Attempted	7, Unique Thompson vs. Wofford (11/6/19)
Rebounds	11, Unique Thompson at UAB (11/21/19)
Assists	4, Daisa Alexander at TCU (12/7/19)
Blocked Shots.....	2, Erin Howard at TCU (12/7/19)
Steals	3, Daisa Alexander vs. Old Dominion (11/14/19)

Second Half

Points.....	19, Daisa Alexander vs. Drake (12/1/19)
Field Goals Made.....	6, 2x; Daisa Alexander at UAB (11/21/19) and vs. Dayton (11/30/19)
Field Goal Attempts.....	12, Daisa Alexander vs. Dayton (11/30/19)
3-Point Field Goals Made	4, Erin Howard at South Alabama (12/4/19)
3-Point Field Goal Attempts	6, Lauren Hansen vs. Drake (12/1/19)
Free Throws Made	8, Daisa Alexander vs. Wofford (11/6/19)
Free Throws Attempted	10, Daisa Alexander vs. Wofford (11/6/19)
Rebounds	9, 2x; Unique Thompson vs. St. Joseph's (11/24/19) & at TCU (12/7/19)
Assists	4, Kiyae' White vs. Wofford (11/6/19)
Blocked Shots.....	2, Unique Thompson at UAB (11/21/19)
Steals	3, 3x; last, Erin Howard at TCU (12/7/19)

Game

Points.....	31, Unique Thompson at TCU (12/7/19)
Field Goals Made.....	12, Unique Thompson at TCU (12/7/19)
Field Goal Attempts.....	18, Unique Thompson at TCU (12/7/19)
3-Point Field Goals Made	7, Lauren Hansen vs. Drake (12/1/19)
3-Point Field Goal Attempts	14, Lauren Hansen vs. Drake (12/1/19)
Free Throws Made	10, Unique Thompson vs. Dayton (11/30/19)
Free Throws Attempted	15, Unique Thompson vs. Dayton (11/30/19)
Rebounds	19, Unique Thompson at UAB (11/21/19)
Assists	5, Unique Thompson vs. St. Joseph's (11/24/19)
Blocked Shots.....	2, 3x; last, Erin Howard at TCU (12/7/19)
Steals	4, 6x; last, Erin Howard at South Alabama (12/4/19)

2019-20 Auburn Team Highs...**First Half**

Points.....	42 vs. Drake (12/1/19)
Field Goals Made.....	16 at UAB (11/21/19)
Field Goal Attempts.....	38 at TCU (12/7/19)
3-Point Field Goals Made	8 vs. Drake (12/1/19)
3-Point Field Goal Attempts	18 vs. Drake (12/1/19)
Free Throws Made	12 vs. Old Dominion (11/14/19)
Free Throws Attempted	19 vs. Old Dominion (11/14/19)
Rebounds	25 vs. Wofford (11/6/19)
Assists	10 at South Alabama (12/4/19)
Blocked Shots.....	3 at TCU (12/7/19)
Steals	9 vs. Wofford (11/6/19)

Second Half

Points.....	49 vs. Wofford (11/6/19)
Field Goals Made.....	17 vs. Wofford (11/6/19) & at South Alabama (12/4/19)
Field Goal Attempts.....	37 vs. Old Dominion (11/14/19)
3-Point Field Goals Made	6 at South Alabama (12/4/19)
3-Point Field Goal Attempts	12, 3x; last at TCU (12/7/19)
Free Throws Made	13 vs. Wofford (11/6/19)
Free Throws Attempted	19 vs. Wofford (11/6/19)
Rebounds	22 vs. Wofford (11/6/19)
Assists	10 vs. Wofford (11/6/19)
Blocked Shots.....	3 at UAB (11/21/19)
Steals	7 at UAB (11/21/19) & vs. Drake (12/1/19)

Game

Points.....	84 vs. Wofford (11/6/19)
Field Goals Made.....	32 at South Alabama (12/4/19)
Field Goal Attempts.....	67 at TCU (12/7/19)
3-Point Field Goals Made	13 vs. Drake (12/1/19)
3-Point Field Goal Attempts	29 vs. Drake (12/1/19)
Free Throws Made	20 vs. Wofford (11/6/19)
Free Throws Attempted	30 vs. Wofford (11/6/19) & vs. St. Joseph's (11/24/19)
Rebounds	47 vs. Wofford (11/6/19)
Assists	16 at South Alabama (12/4/19)
Blocked Shots.....	4 at UAB (11/21/19)
Steals	14 vs. Dayton (11/30/19)
Turnovers Forced.....	20 vs. Dayton (11/30/19)

Specialty Statistics (Auburn-Opponent)

Opponent	Points in the Paint	Points off Turnovers	2nd-Chance Points	Fast-Break Points	Bench Points
Wofford	38-18	12-19	24-10	11-9	10-5
Old Dominion	28-30	14-13	22-11	4-13	15-16
at UAB	34-26	15-23	17-15	0-0	18-9
St. Joseph's	22-36	17-11	17-7	7-8	10-13
vs. Middle Tennessee	26-32	9-19	11-3	4-8	13-6
vs. Dayton	24-32	19-14	11-11	4-2	7-19
vs. Drake	27-44	24-24	7-6	4-6	11-27
at South Alabama	32-30	21-18	8-20	8-6	20-6
at TCU	32-34	9-26	12-14	7-25	10-22

Lead-Deficit Comparison

Opponent	Largest Lead	Largest Deficit	Lead Changes	Ties	Result
Wofford	17 (3rd, 5:39)	4 (1st, 9:16)	7	5	W, 84-82
Old Dominion	2 (1st, 7:02)	16 (4th, 3:30)	6	3	L, 77-89
at UAB	5 (3rd, 5:34)	5 (4th, 1:10)	25	12	L, 75-80
St. Joseph's	6 (4th, 5:32)	6 (1st, 1:34)	10	11	W, 66-62
vs. Middle Tennessee	--	26 (4th, 6:37)	0	0	L, 50-73
vs. Dayton	6 (1st, 1:12)	13 (Half)	8	9	W, 76-74 (OT)
vs. Drake	11 (3rd, 1:29)	11 (1st, 2:34)	13	12	L, 82-83
at South Alabama	26 (4th, 3:02)	2 (3rd, 4:46)	4	0	W, 82-62
at TCU	--	25 (4th, 5:41)	0	3	L, 65-80

Scoring Breakdown

(Percentage of total points in parentheses)

Opponent	Front Court	Back Court	Sr.	Jr.	So.	Fr.	Starters	Bench
Wofford	37 (44.0)	47 (56.0)	22	30	17	15	74 (88.1)	10 (10.9)
Old Dominion	26 (33.8)	51 (66.2)	17	15	26	19	62 (80.5)	15 (19.5)
at UAB	38 (50.7)	37 (49.3)	20	24	20	11	57 (76.0)	18 (24.0)
St. Joseph's	32 (48.5)	34 (51.5)	8	17	16	25	56 (84.8)	10 (15.2)
vs. Middle Tennessee	27 (54.0)	23 (46.0)	6	15	23	6	37 (74.0)	13 (26.0)
vs. Dayton	26 (34.2)	50 (65.8)	22	20	24	10	69 (90.8)	7 (9.2)
vs. Drake	20 (24.3)	62 (75.7)	24	12	13	33	71 (86.6)	11 (13.4)
at South Alabama	32 (39.0)	50 (61.0)	14	15	37	16	62 (75.6)	20 (24.4)
at TCU	40 (61.5)	25 (38.5)	6	31	17	11	55 (84.6)	10 (15.4)

Comparison Statistics (Auburn/Opponent)

Opponent	1st	2nd	Score	Mar	Total FG	FG Pct	3-Pointers	3FG Pct	Free Throws	FT Pct	Reb.	Mar	Assist	TO	Blk	Stl	Fouls
Wofford	35/24	49/58	84-82	+2	30-65/26-64	.462/.406	4-16/13-30	.250/.433	20-30/17-20	.667/.850	47/34	+13	15/13	14/15	2/3	12/6	19/26
Old Dominion	39/41	38/48	77-89	(12)	26-60/32-54	.433/.593	8-19/14-28	.421/.500	17-28/11-18	.607/.611	34/28	+6	9/16	14/15	2/3	9/7	19/21
UAB	40/41	35/39	75-80	(5)	30-60/26-53	.500/.491	3-15/10-23	.200/.435	12-17/18-21	.706/.857	37/27	+10	11/15	20/17	4/3	11/8	20/12
St. Joseph's	32/29	34/33	66-62	+4	21-58/24-54	.362/.444	5-14/4-15	.357/.267	19-30/10-15	.633/.667	40/34	+6	14/15	10/14	1/5	8/5	14/20
Middle Tenn.	19/40	31/33	50-73	(23)	18-53/26-60	.340/.433	4-20/10-29	.200/.345	10-18/11-21	.556/.524	29/36	(7)	8/12	23/16	1/3	8/12	22/14
Dayton	24/37	39/26	76-74	+2	26-64/28-63	.406/.444	6-23/9-25	.261/.360	18-26/9-14	.692/.643	33/35	(2)	6/15	13/20	2/2	14/5	22/20
Drake	42/44	40/39	82-83	(1)	28-62/32-61	.452/.525	13-29/7-25	.448/.280	13-16/12-13	.813/.923	29/24	+5	15/20	20/19	2/0	11/10	14/15
South Alabama	37/32	45/30	82-62	+20	32-60/25-59	.533/.424	12-24/10-31	.500/.323	6-12/2-4	.500/.500	36/30	+6	16/12	13/15	3/0	7/4	13/7
TCU	31/44	34/36	65-80	(15)	24-67/25-67	.358/.373	3-25/7-26	.120/.269	14-19/23-33	.737/.697	42/49	(7)	14/18	19/16	3/4	11/9	25/16

Game-by-Game Leaders

	Points	Rebounds	Assists	Steals	Blocked Shots
Wofford	25-Unique Thompson	13-Unique Thompson	4-White/Hughes	3-Annie Hughes	1-Moore/Howard
Old Dominion	17-Daisa Alexander	10-Unique Thompson	2-(three playes)	4-Daisa Alexander	1-Jackson/Howard
at UAB	24-Unique Thompson	19-Unique Thompson	3-Hughes/Howard	4-Daisa Alexander	2-Unique Thompson
St. Joseph's	18-Lauren Hansen	12-Unique Thompson	5-Unique Thompson	4-Lauren Hansen	1-Kiyae' White
Middle Tennessee	15-Unique Thompson	10-Unique Thompson	3-Sania Wells	3-Alexander/Howard	1-Erin Howard
Dayton	22-Daisa Alexander	11-Unique Thompson	3-Daisa Alexander	4-Brooke Moore	1-White/Thompson
Drake	24-Alexander/Hansen	11-Unique Thompson	4-Alexander/Hansen	4-Unique Thompson	2-Erin Howard
at South Alabama	20-Brooke Moore	10-Unique Thompson	4-Lauren Hansen	4-Erin Howard	1-(three players)
at TCU	31-Unique Thompson	15-Unique Thompson	4-Alexander/Rob.-Nwagwu	3-White/Howard	2-Erin Howard

2019-20 Starting Lineups

	Point Guard (1)	Wing (2)	Wing (3)	Wing (4)	Post (5)
Wofford	Daisa Alexander	Brooke Moore	Annie Hughes	Kiyae' White	Unique Thompson
Old Dominion	Daisa Alexander	Brooke Moore	Annie Hughes	Kiyae' White	Unique Thompson
at UAB	Lauren Hansen	Brooke Moore	Daisa Alexander	Annie Hughes	Unique Thompson
St. Joseph's	Lauren Hansen	Brooke Moore	Daisa Alexander	Kiyae' White	Unique Thompson
Middle Tennessee	Lauren Hansen	Brooke Moore	Daisa Alexander	Kiyae' White	Unique Thompson
Dayton	Lauren Hansen	Brooke Moore	Daisa Alexander	Kiyae' White	Unique Thompson
Drake	Lauren Hansen	Brooke Moore	Daisa Alexander	Kiyae' White	Unique Thompson
at South Alabama	Lauren Hansen	Brooke Moore	Daisa Alexander	Kiyae' White	Unique Thompson
at TCU	Lauren Hansen	Brooke Moore	Daisa Alexander	Kiyae' White	Unique Thompson

Record by Starting Lineup

Alexander, Moore, Hughes, White, Thompson	1-1 (.500)
Hansen, Moore, Alexander, Hughes, Thompson	0-1 (.000)
Hansen, Moore, Alexander, White, Thompson	3-3 (.500)



Terri

WILLIAMS-FOURNOY

Head Coach

Seventh Season at Auburn • 15th as a Head Coach • 27th Season in coaching

Hampton, Va. • Penn State, 1991

- Has taken her teams to postseason appearances in nine of the last 11 years, including six NCAA Tournament appearances
- Led Auburn to 19 or more wins in four of her first seven years
- Has had six players selected to All-SEC teams
- Auburn has forced an average of 20.0+ turnovers per game under Coach Flo
- Led Auburn to the postseason in five of seven seasons, advancing to WNIT Quarterfinals in 2013 and Third Round in 2014, along with NCAA Tournament in 2016, 2017 and 2019
- Won her 100th game at Auburn on Feb. 8, 2018, defeating LSU 70-62
- Picked up her 200th career head coaching victory Dec. 5, 2015 at home vs. East Carolina
- Won 250th career game at Xavier (La.) on Nov. 28, 2018
- Recorded her 400th career win as a collegiate coach in Auburn's 68-58 win over Hofstra on Dec. 9, 2012
- Won her 500th game as a collegiate coach with victory over Louisiana-Lafayette on Nov. 25, 2018
- Picked up first SEC win in 50-47 win over #23 Arkansas in 2013
- Earned second win over ranked opponent at Auburn and snapped 21-game skid to #16 Vanderbilt with 68-62 win in Nashville on Feb. 13, 2014
- Picked up first top-10 win with a 66-61 victory over #7 Kentucky on Jan. 3, 2016
- Has 271 wins as a head coach and 251 as an assistant for a .617 winning percentage over 28 years as a collegiate coach
- Has been part of six conference championships and 21 post-season appearances as an assistant and head coach
- 2010 Black Coaches Association Coach of the Year
- Served as an assistant coach for Team USA that won a gold medal at the 2011 World University Games in Shenzhen, China
- Coached teams to 15 NCAA Tournament appearances, nine as an assistant and six as a head coach
- Has coached 24 players that have gone on to the professional ranks, including seven in the WNBA
- As an assistant, helped coach Georgia to an NCAA Final Four appearance and two NCAA Elite Eight appearances
- Coached three Georgetown players to three all-conference honors and one All-America award
- Has a 610-360 record in 31 seasons as a head coach, assistant coach and player
- Helped coach Georgetown to a Big East title in 1992
- As an assistant coach at Southwest Missouri State, helped the team to two straight NCAA Tournaments and two consecutive Missouri Valley Conference Tournament titles

All-time record as player and coach:	610-361 (.629)	32 seasons
Record as collegiate player:	88-36 (.709)	4 seasons
Record as collegiate coach:	522-325 (.617)	28 seasons
Record as collegiate assistant coach:	251-117 (.683)	12 seasons
Record as collegiate head coach:	271-210 (.565)	16 seasons
Record as Auburn head coach:	128-106 (.549)	8 seasons

Williams-Flournoy Year-by-Year

Penn State, Player (1987-91)

Year	Record	Conf.	Other Information
1987-88	20-13	11-7	NCAA Second Round
1988-89	14-14	12-6	
1989-90	25-7	15-3	NCAA Second Round
1990-91	29-2	17-1	NCAA Second Round

Georgetown, Assistant Coach (1992-96)

Year	Record	Conf.	Other Information
1992-93	23-7	15-3	Big East Champions NCAA Sweet 16
1993-94	12-15	6-12	
1994-95	11-17	6-12	
1995-96	12-15	7-11	

Georgia, Assistant Coach (1996-2002)

Year	Record	Conf.	Other Information
1996-97	25-6	11-1	SEC Champions NCAA Elite Eight
1997-98	17-11	8-6	NCAA First Round
1998-99	27-7	9-5	NCAA Final Four
1999-2000	32-4	13-1	SEC Champions NCAA Elite Eight
2000-01	27-6	11-3	SEC Tournament Champions NCAA Second Round
2001-02	19-11	6-8	NCAA First Round

Southwest Missouri State, Assistant Coach (2002-04)

Year	Record	Conf.	Other Information
2002-03	18-13	11-7	MVC Tournament Champions NCAA First Round
2003-04	28-4	16-2	Missouri Valley Champions MVC Tournament Champions NCAA First Round

Georgetown, Head Coach (2004-12)

Year	Record	Conf.	Other Information
2004-05	12-16	7-9	
2005-06	10-17	3-13	
2006-07	13-16	3-13	
2007-08	15-14	5-11	
2008-09	20-14	7-9	
2009-10	26-7	13-3	WNIT Quarterfinals NCAA Second Round
2010-11	24-11	9-7	NCAA Sweet 16
2011-12	23-9	11-5	NCAA Second Round

Auburn, Head Coach (2012-present)

Year	Record	Conf.	Other Information
2012-13	19-15	5-11	WNIT Quarterfinals
2013-14	19-15	7-9	WNIT Third Round
2014-15	13-18	3-13	
2015-16	20-13	8-8	NCAA Second Round
2016-17	17-15	7-9	NCAA First Round
2017-18	14-15	5-11	
2018-19	22-10	9-7	NCAA First Round
2019-20	4-5		



Daisa ALEXANDER

#0

Senior • Guard • 5-8

Decatur, Ga.

****2018 SEC All-Defensive Team****

Southwest DeKalb HS

Named to 2019-20 Preseason All-SEC Second Team (coaches)

- 5th in SEC in scoring (16.6 ppg); has four games with 20+ points this year
- Opened season with 22-point, 6-rebound performance in win over Wofford (11/6)
- Auburn's leading returning scorer, averaged 12.6 points/game in 2018-19
- Scored in double-digits in 14 of 16 SEC games; led Auburn in 8 SEC games in 18-19; averaged 14.9 points in SEC play; 16.9 points in SEC road games
- Hit game-winning jumper + free throw with 17 seconds left in 79-76 win at New Mexico (11/11)
- Top 2 in steals in SEC last two years; led league with 2.8/game in '18; 2nd in SEC with 2.3/game in '19
- Scored career-high 25 points on 9-14 shooting at Indiana while playing just 20 minutes off the bench (12/3); 12 points in 4th quarter

SEASON HIGHS

Points	24 vs. Drake	12/1/19
Rebounds	6 vs. Wofford	11/6/19
Assists	4 vs. Drake	12/1/19
Blocks		
Steals	4 2x; last at UAB	11/21/19
Field Goals	9 2x; last vs. Dayton	11/30/19
Field Goal Attempts	17 2x; last vs. Drake	12/1/19
3-Point Field Goals	4 vs. Drake	12/1/19
3-Point FG Attempts	9 vs. Drake	12/1/19
Free Throws	9 vs. Wofford	11/6/19
Free Throw Attempts	14 vs. Wofford	11/6/19

Opponent	Start	Min.	FG-A	3PT-A	FT-A	O-D-T	PF	Ast.	TO	Blk.	St.	Pts.
WOFFORD	*	33	6-12	1-3	9-14	1-5-6	3	2	3	0	2	22
OLD DOMINION	*	29	5-16	2-5	5-6	1-3-4	4	2	3	0	4	17
at UAB	*	30	9-14	2-3	0-1	0-2-2	4	1	2	0	4	20
ST. JOSEPH'S	*	33	3-13	0-1	2-4	0-2-2	2	3	0	0	2	8
vs Middle Tennessee	*	24	2-6	0-0	2-2	1-1-2	2	0	2	0	3	6
vs. Dayton	*	33	9-17	1-5	3-3	1-2-3	4	3	2	0	3	22
vs. Drake	*	31	7-17	4-9	6-6	1-2-3	1	4	3	0	3	24
at South Alabama	*	26	6-10	2-4	0-0	2-2-4	2	1	0	0	0	14
at TCU	*	21	3-11	0-5	0-0	0-2-2	5	4	1	0	2	6
BETHUNE-COOKMAN												
JACKSONVILLE ST.												
at Vanderbilt												
ARKANSAS												
FLORIDA												
ALABAMA												
at Georgia												
OLE MISS												
at Kentucky												
at Mississippi State												
VANDERBILT												
at Alabama												
at South Carolina												
LSU												
MISSISSIPPI STATE												
at Texas A&M												
at Missouri												
TENNESSEE												

CAREER HIGHS

Points	25 at Indiana	12/3/17
Rebounds	8 vs. Grambling	11/6/18
Assists	8 vs. UL-Lafayette	11/25/18
Blocks	2 at Kentucky	2/1/18
Steals	7 at LSU	1/18/18
Field Goals	9 7x; last vs. Dayton	11/30/19
Field Goal Attempts	23 at Tennessee	1/4/18
3-Point Field Goals	4 4x; last vs. Drake	12/1/19
3-Point FG Attempts	11 vs. BYU	3/23/19
Free Throws	9 vs. Wofford	11/6/19
Free Throw Attempts	9 vs. Wofford	11/6/19

ALEXANDER'S CAREER STATISTICS

Season	gp-gs	min/avg	Total		3-Point		F-Throws		Rebounds				Scoring							
			fg-fga	pct	fg-fga	pct	ft-fta	pct	off	def	tot	avg	pf	fo	ast	to	blk	stl	pts	avg
2016-17	20-0	113/5.7	9-37	.243	1-10	.100	7-10	.700	9	8	17	0.9	18	0	1	10	0	9	26	1.3
2017-18	29-12	746/25.7	157-403	.390	41-122	.336	57-77	.740	17	59	76	2.6	73	0	39	79	3	80	412	14.2
2018-19	32-32	892/27.9	148-380	.389	60-166	.361	48-70	.686	22	79	101	3.2	73	2	56	57	3	74	404	12.6
2019-20	9-9	257/28.6	50-116	.431	12-35	.343	27-36	.750	7	21	28	3.1	27	1	20	16	0	23	139	15.4
TOTAL	90-53	2008/22.3	364-936	.389	114-333	.342	139-193	.720	55	167	222	2.5	191	3	116	162	6	186	981	10.9



Robyn BENTON

#1

Sophomore • Guard • 5-9

Conyers, Ga.

2019 SEC All-Freshman Team

Greater Atlanta Christian HS

• 2019 SEC All-Freshman Team

- Averaged 6.1 points/game in '18-19, top 5 among SEC freshmen
- Auburn's top returning 3-point shooter by percentage at 37.2% (35-94)
- Made game-winning shot + free throw with 8.6 seconds left to finish off 20-point comeback win at Vanderbilt (1/17); named SEC Freshman/Week
- Hit 5-of-5 3-point attempts and scored 15 points in win at Elon (12/22)
- Shared team lead with 16 points and hit three 3-pointers in collegiate debut vs. Grambling (11/6)
- Five-star prospect, rated No. 17 overall nationally, No. 6 guard by ESPN HoopGurlz
- Sister of former Tennessee football player Inky Johnson

SEASON HIGHS

Points

Rebounds

Assists

Blocks

Steals

Field Goals

Field Goal Attempts

3-Point Field Goals

3-Point FG Attempts

Free Throws

Free Throw Attempts

Opponent	Start	Min.	FG-A	3PT-A	FT-A	O-D-T	PF	Ast.	TO	Blk.	St.	Pts.
WOFFORD						--DNP--						
OLD DOMINION						--DNP--						
at UAB						--DNP--						
ST. JOSEPH'S						--DNP--						
vs Middle Tennessee						--DNP--						
vs. Dayton						--DNP--						
vs. Drake						--DNP--						
at South Alabama						--DNP--						
at TCU						--DNP--						
BETHUNE-COOKMAN												
JACKSONVILLE ST.												
at Vanderbilt												
ARKANSAS												
FLORIDA												
ALABAMA												
at Georgia												
OLE MISS												
at Kentucky												
at Mississippi State												
VANDERBILT												
at Alabama												
at South Carolina												
LSU												
MISSISSIPPI STATE												
at Texas A&M												
at Missouri												
TENNESSEE												

CAREER HIGHS

Points
16 vs. Grambling 11/6/18

Rebounds
5 at XULA 11/28/18

Assists
3 2x; last at XULA 11/28/18

Blocks
1 3x; last vs. Alabama 2/17/19

Steals
4 vs. Texas A&M [SEC] 3/8/19

Field Goals
6 vs. Grambling 11/6/18

Field Goal Attempts
12 vs. Grambling 11/6/18

3-Point Field Goals
5 at Elon 12/22/18

3-Point FG Attempts
8 vs. Grambling 11/6/18

Free Throws
6 vs. Alabama 2/17/19

Free Throw Attempts
6 vs. Alabama 2/17/19

BENTON'S CAREER STATISTICS

Season	gp-gs	min/avg	Total		3-Point		F-Throws		Rebounds				Scoring							
			fg-fga	pct	fg-fga	pct	ft-fta	pct	off	def	tot	avg	pf	fo	ast	to	blk	stl	pts	avg
2018-19	32-0	457/14.3	64-167	.383	35-94	.372	24-34	.706	16	26	42	1.3	41	0	18	15	3	34	187	5.8
TOTAL	32-0	457/14.3	64-167	.383	35-94	.372	24-34	.706	16	26	42	1.3	41	0	18	15	3	34	187	5.8



Sania WELLS

#2

Freshman • Guard • 5-7

Moss Point, Miss.

East Central HS

- Made collegiate debut at UAB; scored 4 points while playing 17 minutes
- Missed first two games with injury
- Ranked as No. 27 point guard nationally by ESPN HoopGurlz
- USA Today All-Mississippi team
- Averaged 27 points, 5 rebounds, 4 steals as a HS senior

SEASON/CAREER HIGHS

Points	4	at UAB	11/21/19
Rebounds	3	vs. St. Joseph's	11/24/19
Assists	3	vs. Middle Tenn.	11/29/19
Blocks			
Steals	1	vs. Dayton	11/30/19
Field Goals	1	2x; last vs. Middle Tenn.	11/29/19
Field Goal Attempts	4	at UAB	11/21/19
3-Point Field Goals			
3-Point FG Attempts			
Free Throws	2	2x; last vs. Drake	12/1/19
Free Throw Attempts	2	3x; last vs. Drake	12/1/19

Opponent	Start	Min.	FG-A	3PT-A	FT-A	O-D-T	PF	Ast.	TO	Blk.	St.	Pts.
WOFFORD						--DNP--						
OLD DOMINION						--DNP--						
at UAB		17	1-4	0-1	2-2	0-0-0	2	0	2	0	0	4
ST. JOSEPH'S		5	0-2	0-0	0-0	0-3-3	1	0	1	0	0	0
vs Middle Tennessee		13	1-1	0-0	1-2	0-1-1	2	3	1	0	0	3
vs. Dayton		4	0-0	0-0	0-0	0-0-0	1	0	0	0	1	0
vs. Drake		4	0-0	0-0	2-2	0-0-0	0	1	0	0	0	2
at South Alabama		3	0-1	0-0	0-0	0-1-1	0	2	0	0	0	0
at TCU		1	0-0	0-0	0-0	0-0-0	0	0	0	0	0	0
BETHUNE-COOKMAN												
JACKSONVILLE ST.												
at Vanderbilt												
ARKANSAS												
FLORIDA												
ALABAMA												
at Georgia												
OLE MISS												
at Kentucky												
at Mississippi State												
VANDERBILT												
at Alabama												
at South Carolina												
LSU												
MISSISSIPPI STATE												
at Texas A&M												
at Missouri												
TENNESSEE												

WELLS' CAREER STATISTICS

Season	gp-gs	min/avg	Total		3-Point		F-Throws		Rebounds					Scoring						
			fg-fga	pct	fg-fga	pct	ft-fta	pct	off	def	tot	avg	pf	fo	ast	to	blk	stl	pts	avg
2019-20	7-0	47/6.7	2-8	.250	0-1	.000	5-6	.833	0	5	5	0.7	6	0	6	4	0	1	9	1.3
TOTAL	7-0	47/6.7	2-8	.250	0-1	.000	5-6	.833	0	5	5	0.7	6	0	6	4	0	1	9	1.3



Annie HUGHES

#3

Freshman • Guard • 5-9

Dutton, Ala.

Pisgah HS

- Scored 10 points and led Auburn with 4 assists & 3 steals in collegiate debut vs. Wofford (11/6)
- Was the third true freshman to start her first game under Williams-Flournoy (Unique Thompson in 2017, Katie Frerking in 2013)
- 2019 Alabama Miss Basketball, first to attend Auburn since Whitney Boddie in 2005
- Led Pisgah HS to 65-2 record and back-to-back 3A state titles in 2018 and 2019
- Averaged 21.4 points, 7.0 rebounds, 4.2 assists and 3.5 steals as a high school senior
- All-state first team in 2018 and 2019
- Also helped Pisgah HS to 2019 state softball championship

SEASON/CAREER HIGHS

Points

12 vs. Old Dominion 11/14/19

Rebounds

4 2x; last vs. St. Joseph's 11/24/19

Assists

4 vs. Wofford 11/6/19

Blocks

Steals

3 vs. Wofford 11/6/19

Field Goals

5 vs. Old Dominion 11/14/19

Field Goal Attempts

7 vs. Old Dominion 11/14/19

3-Point Field Goals

1 4x; last vs. Drake 12/1/19

3-Point FG Attempts

2 4x; last at TCU 12/7/19

Free Throws

2 vs. Middle Tenn. 11/29/19

Free Throw Attempts

4 vs. Middle Tenn. 11/29/19

Opponent	Start	Min.	FG-A	3PT-A	FT-A	O-D-T	PF	Ast.	TO	Blk.	St.	Pts.
WOFFORD	*	30	4-5	1-1	1-1	2-0-2	3	4	0	0	3	10
OLD DOMINION	*	35	5-7	1-1	1-2	3-1-4	1	1	0	0	2	12
at UAB	*	29	1-4	0-1	0-0	0-1-1	3	3	0	0	1	2
ST. JOSEPH'S		18	2-4	1-2	0-0	1-3-4	1	0	0	0	0	5
vs Middle Tennessee		20	0-4	0-2	2-4	0-3-3	2	0	1	0	0	2
vs. Dayton		18	1-3	0-2	0-0	0-0-0	2	0	0	0	0	2
vs. Drake		11	2-3	1-1	0-0	0-0-0	0	0	3	0	0	5
at South Alabama		16	2-3	0-0	0-0	1-0-1	0	0	0	0	1	4
at TCU		22	0-4	0-2	0-0	2-0-2	1	2	1	0	0	0
BETHUNE-COOKMAN												
JACKSONVILLE ST.												
at Vanderbilt												
ARKANSAS												
FLORIDA												
ALABAMA												
at Georgia												
OLE MISS												
at Kentucky												
at Mississippi State												
VANDERBILT												
at Alabama												
at South Carolina												
LSU												
MISSISSIPPI STATE												
at Texas A&M												
at Missouri												
TENNESSEE												

HUGHES' CAREER STATISTICS

Season	gp-gs	min/avg	Total		3-Point		F-Throws		Rebounds				Scoring							
			fg-fga	pct	fg-fga	pct	ft-fta	pct	off	def	tot	avg	pf	fo	ast	to	blk	stl	pts	avg
2019-20	9-3	201/22.3	17-37	.459	4-12	.333	4-7	.571	9	8	17	1.9	13	0	10	5	0	7	42	4.7
TOTAL	9-3	201/22.3	17-37	.459	4-12	.333	4-7	.571	9	8	17	1.9	13	0	10	5	0	7	42	4.7



Brooke MOORE

#5

Sophomore • Guard • 5-7

Atlanta, Ga.

Henry County HS

- Season-high 20 points on 7-12 FT (4-6 3FG) at South Alabama (12/4)
- Scored 15 points while playing career-high 35 minutes in first career start vs. Wofford (11/6); matched 15-point effort vs. ODU (11/14)
- Started career 21-for-21 at the free-throw line; is 15-19 this season
- Played in 25 games as a freshman; averaged 5.2 points in 12.0 minutes/game
- Led Auburn with career-high 23 points, hit five 3-pointers in win over Alabama State (12/29); also made half-court shot at halftime; named SEC Freshman of the Week
- Scored 14 points and hit 4 3-pointers in win at Elon (12/22); helped set single-game 3-point record for 2nd time in less than a month
- Five-star prospect, No. 42 overall prospect and No. 11 guard by ESPN HoopGurlz
- Georgia Class AAAA Player of the Year as a senior; 3-time AJC Player of the Year

SEASON HIGHS

Points	20	at South Alabama	12/4/19
Rebounds	4	vs. St. Joseph's	11/24/19
Assists	3	at South Alabama	12/4/19
Blocks	1	vs. Wofford	11/6/19
Steals	4	vs. Dayton	11/30/19
Field Goals	7	2x; last at South Alabama	12/4/19
Field Goal Attempts	17	vs. Dayton	11/30/19
3-Point Field Goals	4	at South Alabama	12/4/19
3-Point FG Attempts	10	vs. Middle Tenn.	11/29/19
Free Throws	7	vs. Old Dominion	11/14/19
Free Throw Attempts	7	vs. Old Dominion	11/14/19

Opponent	Start	Min.	FG-A	3PT-A	FT-A	O-D-T	PF	Ast.	TO	Blk.	St.	Pts.
WOFFORD	*	35	6-16	1-7	2-2	1-1-2	1	1	1	1	2	15
OLD DOMINION	*	24	3-9	2-6	7-7	1-0-1	0	2	2	0	2	15
at UAB	*	23	3-8	0-4	2-2	0-1-1	2	1	1	0	1	8
ST. JOSEPH'S	*	19	0-8	0-4	1-4	2-2-4	2	2	1	0	0	1
vs Middle Tennessee	*	30	4-11	3-10	0-0	0-2-2	2	1	5	0	0	11
vs. Dayton	*	39	7-17	3-8	1-2	0-0-0	3	0	4	0	4	18
vs. Drake	*	25	2-10	1-4	0-0	3-0-3	2	2	5	0	1	5
at South Alabama	*	30	7-12	4-6	2-2	0-1-1	2	3	2	0	1	20
at TCU	*	27	3-12	1-6	1-1	2-0-2	4	0	2	0	0	8

BETHUNE-COOKMAN
 JACKSONVILLE ST.
 at Vanderbilt
 ARKANSAS
 FLORIDA
 ALABAMA
 at Georgia
 OLE MISS
 at Kentucky
 at Mississippi State
 VANDERBILT
 at Alabama
 at South Carolina
 LSU
 MISSISSIPPI STATE
 at Texas A&M
 at Missouri
 TENNESSEE

CAREER HIGHS

Points	23	vs. Alabama State	12/29/18
Rebounds	4	2x; last vs. St. Joseph's	11/24/19
Assists	3	3x; last at South Alabama	12/4/19
Blocks	1	vs. Mississippi State	1/14/19
Steals	4	vs. Dayton	11/30/19
Field Goals	7	vs. Dayton	11/30/19
Field Goal Attempts	17	vs. Dayton	11/30/19
3-Point Field Goals	5	vs. Alabama State	12/29/18
3-Point FG Attempts	13	vs. Alabama State	12/29/18
Free Throws	7	vs. Old Dominion	11/14/19
Free Throw Attempts	7	vs. Old Dominion	11/14/19

MOORE'S CAREER STATISTICS

Season	gp-gs	min/avg	Total		3-Point		F-Throws		Rebounds					Scoring						
			fg-fga	pct	fg-fga	pct	ft-fta	pct	off	def	tot	avg	pf	fo	ast	to	blk	stl	pts	avg
2018-19	25-0	299/12.0	45-147	.306	31-105	.295	10-10	1.000	7	19	26	1.0	15	0	10	19	1	11	131	5.2
2019-20	9-9	253/28.1	35-103	.340	15-55	.273	16-20	.800	9	7	16	1.8	18	0	12	23	1	11	101	11.2
TOTAL	34-9	552/16.2	80-250	.320	46-160	.288	26-30	.867	16	26	42	1.2	33	0	22	42	2	22	232	6.8



Kiyae' WHITE

#10

Redshirt Sophomore • Forward • 6-2

Macungie, Pa.

Emmaus HS

- Career-high 12 points, including 6-8 on FTs, in win over St. Joseph's (11/24)
- Made first career start vs. Wofford (11/6); pulled down career-high 11 rebounds in just 17 minutes
- Played in 29 games as a redshirt freshman; averaging 6.9 minutes/game
- Made first collegiate appearance vs. Grambling (11/6/18); had 3 points, 4 rebounds in 12 minutes of action
- Redshirted 2017-18 season due to injury
- Ranked as No. 20 forward nationally out of high school
- Three brothers all played football at West Virginia; brother, Kevin White, plays for Chicago Bears

SEASON HIGHS

Points	12	vs. St. Joseph's	11/24/19
Rebounds	11	vs. Wofford	11/6/19
Assists	4	vs. Wofford	11/6/19
Blocks	1	4x; last at South Alabama	12/4/19
Steals	3	at TCU	12/7/19
Field Goals	3	vs. St. Joseph's	11/24/19
Field Goal Attempts	7	vs. Middle Tenn.	11/29/19
3-Point Field Goals			
3-Point FG Attempts			
Free Throws	6	vs. St. Joseph's	11/24/19
Free Throw Attempts	6	vs. St. Joseph's	11/24/19

Opponent	Start	Min.	FG-A	3PT-A	FT-A	O-D-T	PF	Ast.	TO	Blk.	St.	Pts.
WOFFORD	*	17	1-4	0-0	0-2	2-9-11	1	4	2	0	1	2
OLD DOMINION	*	20	2-4	0-0	1-3	1-3-4	3	0	0	0	0	5
at UAB		10	1-1	0-0	1-2	3-1-4	2	0	3	1	0	3
ST. JOSEPH'S	*	26	3-4	0-0	6-8	0-3-3	2	1	0	1	1	12
vs Middle Tennessee	*	23	2-7	0-0	1-2	1-1-2	2	0	1	0	0	5
vs. Dayton	*	19	0-3	0-0	1-2	2-5-7	2	0	0	1	1	1
vs. Drake	*	16	2-2	0-0	2-2	1-2-3	3	0	1	0	0	6
at South Alabama	*	19	1-3	0-0	1-2	3-5-8	2	1	1	1	1	3
at TCU	*	12	1-3	0-0	0-2	1-3-4	4	0	0	0	3	2
BETHUNE-COOKMAN												
JACKSONVILLE ST.												
at Vanderbilt												
ARKANSAS												
FLORIDA												
ALABAMA												
at Georgia												
OLE MISS												
at Kentucky												
at Mississippi State												
VANDERBILT												
at Alabama												
at South Carolina												
LSU												
MISSISSIPPI STATE												
at Texas A&M												
at Missouri												
TENNESSEE												

CAREER HIGHS

Points	12	vs. St. Joseph's	11/24/19
Rebounds	11	vs. Wofford	11/6/19
Assists	4	vs. Wofford	11/6/19
Blocks	1	5x; last at South Alabama	12/4/19
Steals	3	at TCU	12/7/19
Field Goals	3	vs. St. Joseph's	11/24/19
Field Goal Attempts	7	vs. Middle Tenn.	11/29/19
3-Point Field Goals			
3-Point FG Attempts			
Free Throws	6	vs. St. Joseph's	11/24/19
Free Throw Attempts	8	vs. St. Joseph's	11/24/19

WHITE'S CAREER STATISTICS

Season	gp-gs	min/avg	Total		3-Point		F-Throws		Rebounds				Scoring							
			fg-fga	pct	fg-fga	pct	ft-fa	pct	off	def	tot	avg	pf	fo	ast	to	blk	stl	pts	avg
2018-19	29-0	199/6.9	15-39	.385	0-0	.000	8-14	.571	23	28	51	1.8	27	0	9	10	1	2	38	1.3
2019-20	9-8	162/18.0	13-31	.419	0-0	.000	13-25	.520	14	32	46	5.1	21	0	6	8	4	7	39	4.3
TOTAL	38-8	361/9.5	28-70	.400	0-0	.000	21-39	.538	37	60	97	2.6	48	0	15	18	5	9	77	2.0



Lauren HANSEN

#13

Freshman • Guard • 5-8

Setauket, N.Y.

Ward Melville HS

- Career-high 24 points, 7-14 3FG vs. Drake (12/1); most 3-pointers by Auburn player since 1/1/2017 (Brandy Montgomery vs. Florida)
- Scored 18 points in second collegiate start vs. St. Joseph's; was 4-6 on 3FG and led team with 4 steals
- Made collegiate debut vs. Old Dominion (11/14); scored 7 points and added one assist and one steal
- Missed season's first game vs. Wofford with injury
- Ranked as No. 71 prospect nationally and No. 20 guard by ESPN
- USA Today First-Team All-State in New York as a senior
- All-conference and all-state selection at Ward Melville HS

SEASON/CAREER HIGHS

Points	24	vs. Drake	12/1/19
Rebounds	6	vs. Dayton	11/30/19
Assists	4	2x; last at South Alabama	12/4/19
Blocks			
Steals	4	vs. St. Joseph's	11/24/19
Field Goals	8	vs. Drake	12/1/19
Field Goal Attempts	15	vs. Drake	12/1/19
3-Point Field Goals	7	vs. Drake	12/1/19
3-Point FG Attempts	14	vs. Drake	12/1/19
Free Throws	2	2x; last vs. Dayton	11/30/19
Free Throw Attempts	2	4x; last vs. Drake	12/1/19

Opponent	Start	Min.	FG-A	3PT-A	FT-A	O-D-T	PF	Ast.	TO	Blk.	St.	Pts.
WOFFORD						--DNP--						
OLD DOMINION		21	3-7	1-3	0-0	0-0-0	5	1	4	0	1	7
at UAB	*	22	1-7	0-2	1-2	1-0-1	3	1	5	0	1	3
ST. JOSEPH'S	*	35	6-10	4-6	2-2	0-1-1	2	2	3	0	4	18
vs Middle Tennessee	*	12	0-0	0-0	0-0	0-0-0	5	0	5	0	1	0
vs. Dayton	*	28	2-11	2-7	2-2	2-4-6	3	1	2	0	1	8
vs. Drake	*	32	8-15	7-14	1-2	0-3-3	2	4	2	0	1	24
at South Alabama	*	26	4-12	2-7	0-0	0-1-1	1	4	1	0	0	10
at TCU	*	29	2-11	2-8	2-2	0-2-2	3	1	4	0	1	8
BETHUNE-COOKMAN												
JACKSONVILLE ST.												
at Vanderbilt												
ARKANSAS												
FLORIDA												
ALABAMA												
at Georgia												
OLE MISS												
at Kentucky												
at Mississippi State												
VANDERBILT												
at Alabama												
at South Carolina												
LSU												
MISSISSIPPI STATE												
at Texas A&M												
at Missouri												
TENNESSEE												

HANSEN'S CAREER STATISTICS

Season	gp-gs	min/avg	Total		3-Point		F-Throws		Rebounds				Scoring							
			fg-fga	pct	fg-fga	pct	ft-fta	pct	off	def	tot	avg	pf	fo	ast	to	blk	stl	pts	avg
2019-20	8-7	205/25.6	26-73	.356	18-47	.383	8-10	.800	3	11	14	1.8	24	2	14	26	0	10	78	9.8
TOTAL	8-7	205/25.6	26-73	.356	18-47	.383	8-10	.800	3	11	14	1.8	24	2	14	26	0	10	78	9.8



Unique THOMPSON

#20

Freshman • Forward • 6-3

Theodore, Ala.

****2018 SEC All-Freshman Team****

Faith Academy

- **Named to 2019-20 Preseason All-SEC Second Team (media & coaches)**
- **Leads NCAA with 9 double-doubles; is only player in Division I with a double-double in every game so far this season (9-for-9)**
- Leads the SEC in rebounding (12.3/game); fourth in SEC in scoring (19.1 ppg) (as of 12/12)
- Has 10 consecutive double-doubles, dating back to final game of 2019; second-longest streak in Auburn history (Lauretta Freeman, 18)
- Has 29 career double-doubles, 4th in Auburn history
- Scored career-high 31 points at TCU along with 15 rebounds; first 30-15 game for Auburn since 2008 (DeWanna Bonner, 30/16 vs. Geo. Washington)
- Scored 24 points; matched career-high with 19 rebounds at UAB (11/21)
- Averaged a double-double in 2018-19 with 12.2 points, 10.3 rebounds; 5th player in Auburn history to do so, first since DeWanna Bonner in 2008

SEASON HIGHS

Points	31	at TCU	12/7/19
Rebounds	19	at UAB	11/21/19
Assists	5	vs. St. Joseph's	11/24/19
Blocks	2	at UAB	11/21/19
Steals	4	vs. Drake	12/1/19
Field Goals	12	at TCU	12/7/19
Field Goal Attempts	18	at TCU	12/7/19
3-Point Field Goals			
3-Point FG Attempts			
Free Throws	10	vs. Dayton	11/30/19
Free Throw Attempts	12	vs. Dayton	11/30/19

Opponent	Start	Min.	FG-A	3PT-A	FT-A	O-D-T	PF	Ast.	TO	Blk.	St.	Pts.
WOFFORD	*	31	9-13	0-0	7-9	6-7-13	3	1	3	0	2	25
OLD DOMINION	*	30	5-6	0-0	3-8	7-3-10	2	2	2	0	0	13
at UAB	*	32	9-12	0-0	6-8	10-9-19	2	1	2	2	2	24
ST. JOSEPH'S	*	34	5-10	0-0	7-10	7-5-12	2	5	4	0	1	17
vs Middle Tennessee	*	28	6-9	0-0	3-4	6-4-10	2	0	4	0	0	15
vs. Dayton	*	37	5-9	0-0	10-15	3-8-11	3	1	5	1	2	20
vs. Drake	*	32	5-9	0-0	2-3	2-9-11	2	1	4	0	4	12
at South Alabama	*	32	7-7	0-0	1-4	3-7-10	1	1	2	1	0	15
at TCU	*	34	12-18	0-0	7-8	7-8-15	1	1	4	1	2	31
BETHUNE-COOKMAN												
JACKSONVILLE ST.												
at Vanderbilt												
ARKANSAS												
FLORIDA												
ALABAMA												
at Georgia												
OLE MISS												
at Kentucky												
at Mississippi State												
VANDERBILT												
at Alabama												
at South Carolina												
LSU												
MISSISSIPPI STATE												
at Texas A&M												
at Missouri												
TENNESSEE												

CAREER HIGHS

Points	31	at TCU	12/7/19
Rebounds	19	3x; last at UAB	11/21/19
Assists	5	vs. St. Joseph's	11/24/19
Blocks	6	vs. Louisiana Tech	11/19/17
Steals	4	4x; last vs. Drake	12/1/19
Field Goals	12	at TCU	12/7/19
Field Goal Attempts	18	2x; last at TCU	12/7/19
3-Point Field Goals			
3-Point FG Attempts			
Free Throws	10	at Ole Miss	1/31/19
Free Throw Attempts	12	at Ole Miss	1/31/19

THOMPSON'S CAREER STATISTICS

Season	gp-gs	min/avg	Total		3-Point		F-Throws		Rebounds				Scoring							
			fg-fga	pct	fg-fga	pct	ft-fta	pct	off	def	tot	avg	pf	fo	ast	to	blk	stl	pts	avg
2017-18	27-27	811/30.0	131-271	.483	0-0	.000	49-87	.563	112	115	227	8.4	63	0	28	66	21	32	311	11.5
2018-19	32-32	996/31.1	153-272	.563	0-0	.000	83-136	.610	143	187	330	10.3	71	1	35	63	20	57	389	12.2
2019-20	9-9	288/32.0	63-93	.677	0-0	.000	46-69	.667	51	60	111	12.3	18	0	13	30	5	13	172	19.1
TOTAL	68-68	2095/30.8	347-636	.546	0-0	.000	178-292	.610	306	362	668	9.8	152	1	76	159	46	102	872	12.8



Erin HOWARD

#24

Sophomore • Guard/Forward • 6-1

Madison, Wis.

Madison East HS

- Career-high 14 points, 4 steals along with 6 rebounds in win at South Alabama; hit career-high 4 3-pointers (12/4)
- Game-tying tip-in at fourth quarter buzzer to force overtime vs. Dayton (11/30)
- Had 9 points, 7 rebounds, 3 assists in 29 minutes off the bench at UAB (11/21)
- Started 17 games, appeared in 29 as a freshman; averaged 3.5 points, 2.9 rebounds in 20.1 minutes/game
- Career-high 12 points on 5-6 shooting (2-2 3FG) in win over #25 Missouri (2/24)
- Made first collegiate start vs. Tennessee (1/3); scored career-high 11 points in 33 minutes
- Hit record-setting 14th Auburn 3-pointer in win at Elon (12/22)
- First Auburn women's basketball player from state of Wisconsin

SEASON HIGHS

Points	14	at South Alabama	12/4/19
Rebounds	7	at UAB	11/21/19
Assists	3	at UAB	11/21/19
Blocks	2	2x; last at TCU	12/7/19
Steals	4	at South Alabama	12/4/19
Field Goals	5	at South Alabama	12/4/19
Field Goal Attempts	11	vs. Middle Tenn.	11/29/19
3-Point Field Goals	4	at South Alabama	12/4/19
3-Point FG Attempts	8	vs. Middle Tenn.	11/29/19
Free Throws	1	2x; last at TCU	12/7/19
Free Throw Attempts	2	2x; last at TCU	12/7/19

Opponent	Start	Min.	FG-A	3PT-A	FT-A	O-D-T	PF	Ast.	TO	Blk.	St.	Pts.
WOFFORD		18	0-3	0-3	0-0	2-1-3	3	0	0	1	1	0
OLD DOMINION		18	2-5	2-4	0-0	0-3-3	2	1	1	1	0	6
at UAB		29	4-9	1-4	0-0	2-5-7	1	3	2	0	2	9
ST. JOSEPH'S		18	0-2	0-1	0-0	1-2-3	0	0	0	0	0	0
vs Middle Tennessee		28	3-11	1-8	0-0	0-6-6	1	2	0	1	3	7
vs. Dayton		34	2-3	0-1	1-2	2-4-6	1	0	0	0	1	5
vs. Drake		30	1-4	0-1	0-1	1-4-5	1	0	2	2	1	2
at South Alabama		26	5-10	4-7	0-0	1-5-6	1	2	1	1	4	14
at TCU		33	3-8	0-4	1-2	1-3-4	2	2	3	2	3	7
BETHUNE-COOKMAN												
JACKSONVILLE ST.												
at Vanderbilt												
ARKANSAS												
FLORIDA												
ALABAMA												
at Georgia												
OLE MISS												
at Kentucky												
at Mississippi State												
VANDERBILT												
at Alabama												
at South Carolina												
LSU												
MISSISSIPPI STATE												
at Texas A&M												
at Missouri												
TENNESSEE												

CAREER HIGHS

Points	14	at South Alabama	12/4/19
Rebounds	8	at Arkansas	2/10/19
Assists	5	at Alabama	1/10/19
Blocks	3	at Arkansas	2/10/19
Steals	4	at South Alabama	12/4/19
Field Goals	5	2x; last at South Alabama	12/4/19
Field Goal Attempts	13	vs. Alabama State	12/29/18
3-Point Field Goals	4	at South Alabama	12/4/19
3-Point FG Attempts	9	vs. Alabama State	12/29/18
Free Throws	2	2x; last vs. Alabama	2/17/19
Free Throw Attempts	2	4x; last at TCU	12/7/19

HOWARD'S CAREER STATISTICS

Season	gp-gs	min/avg	Total		3-Point		F-Throws		Rebounds				Scoring							
			fg-fga	pct	fg-fga	pct	ft-fa	pct	off	def	tot	avg	pf	fo	ast	to	blk	stl	pts	avg
2018-19	31-17	624/20.1	42-128	.328	20-79	.253	5-6	.833	26	64	90	2.9	55	0	36	25	17	27	109	3.5
2019-20	9-0	234/26.0	20-55	.364	8-33	.242	2-5	.400	10	33	43	4.8	12	0	10	9	8	15	50	5.6
TOTAL	40-17	858/21.5	62-183	.339	28-112	.250	7-11	.636	36	97	133	3.3	67	0	46	34	25	42	159	4.0



Morgan ROBINSON-NWAGWU

#30

Freshman • Guard • 5-8

Norcross, Ga.

Norcross HS

- Recorded 2 rebounds, 2 assists in collegiate debut vs. Wofford (11/6)
- Ranked as No. 28 guard nationally by ESPN
- Named first-team all-state and first-team all-metro by Atlanta Journal-Constitution
- Region 7A Player of the Year and All-Gwinnett County first team
- Averaged 15.3 points, 7.1 rebounds, 4.6 assists, 4.1 steals and 1.1 blocks as high school junior

SEASON/CAREER HIGHS

Points	2	4x; last at South Alabama	12/4/19
Rebounds	4	vs. Old Dominion	11/14/19
Assists	4	at TCU	12/7/19
Blocks	1	at UAB	11/21/19
Steals	1	4x; last vs. Drake	12/1/19
Field Goals	1	3x; last vs. Drake	12/1/19
Field Goal Attempts	4	4x; last vs. Middle Tenn.	11/29/19
3-Point Field Goals			
3-Point FG Attempts			
Free Throws	3	at TCU	12/7/19
Free Throw Attempts	4	3x; last at TCU	12/7/19

Opponent	Start	Min.	FG-A	3PT-A	FT-A	O-D-T	PF	Ast.	TO	Blk.	St.	Pts.
WOFFORD		13	0-4	0-0	0-0	0-2-2	1	2	3	0	1	0
OLD DOMINION		7	0-4	0-0	0-0	2-2-4	0	0	2	0	0	0
at UAB		6	1-1	0-0	0-0	0-0-0	1	1	2	1	0	2
ST. JOSEPH'S		10	1-4	0-0	0-0	1-1-2	2	1	0	0	0	2
vs Middle Tennessee		18	0-4	0-0	1-4	0-3-3	2	2	4	0	1	1
vs. Dayton		13	0-1	0-0	0-0	0-0-0	3	1	0	0	1	0
vs. Drake		17	1-2	0-0	0-0	1-0-1	2	3	0	0	1	2
at South Alabama		19	0-2	0-0	2-4	0-1-1	3	2	4	0	0	2
at TCU		18	0-0	0-0	3-4	0-3-3	5	4	4	0	0	3
BETHUNE-COOKMAN												
JACKSONVILLE ST.												
at Vanderbilt												
ARKANSAS												
FLORIDA												
ALABAMA												
at Georgia												
OLE MISS												
at Kentucky												
at Mississippi State												
VANDERBILT												
at Alabama												
at South Carolina												
LSU												
MISSISSIPPI STATE												
at Texas A&M												
at Missouri												
TENNESSEE												

ROBINSON-NWAGWU'S CAREER STATISTICS

Season	gp-gs	min/avg	Total		3-Point		F-Throws		Rebounds				Scoring							
			fg-fga	pct	fg-fga	pct	ft-fta	pct	off	def	tot	avg	pf	fo	ast	to	blk	stl	pts	avg
2019-20	9-0	119/13.2	3-22	.136	0-0	.000	6-12	.500	4	12	16	1.8	19	1	16	19	1	4	12	1.3
TOTAL	9-0	119/13.2	3-22	.136	0-0	.000	6-12	.500	4	12	16	1.8	19	1	16	19	1	4	12	1.3



Natalie KELLY

#35

Sophomore • Forward • 6-3

Albany, La.

Albany HS

- Scored career-high 3 points vs. St. Joseph's (11/24); made only shot attempt
- Appeared in 12 games as a freshman
- Made first collegiate field goal vs. Louisiana-Lafayette (11/25)
- Made first SEC appearance at Missouri (1/27)
- Ranked as No. 38 post player in nation out of high school, according to ESPN HoopGurlz
- Averaged 17.1 points, 12.1 rebounds, 3.3 steals as high school senior
- Set school record for single-season rebounds with 379 as a junior

SEASON HIGHS

Points	3	vs. St. Joseph's	11/24/19
Rebounds	2	at TCU	12/7/19
Assists			
Blocks			
Steals			
Field Goals	1	vs. St. Joseph's	11/24/19
Field Goal Attempts	1	vs. St. Joseph's	11/24/19
3-Point Field Goals			
3-Point FG Attempts			
Free Throws	1	vs. St. Joseph's	11/24/19
Free Throw Attempts	2	vs. St. Joseph's	11/24/19

Opponent	Start	Min.	FG-A	3PT-A	FT-A	O-D-T	PF	Ast.	TO	Blk.	St.	Pts.
WOFFORD		6	0-0	0-0	0-0	0-0-0	0	0	0	0	0	0
OLD DOMINION at UAB						--DNP--						
ST. JOSEPH'S vs Middle Tennessee	3		1-1	0-0	1-2	0-0-0	0	0	0	0	0	3
vs. Dayton	4		0-0	0-0	0-0	0-0-0	2	0	0	0	0	0
vs. Drake		2	0-0	0-0	0-0	0-0-0	1	0	0	0	0	0
at South Alabama	3		0-0	0-0	0-0	0-1-1	1	0	0	0	0	0
at TCU	4		0-0	0-0	0-0	0-2-2	0	0	0	0	0	0
BETHUNE-COOKMAN JACKSONVILLE ST. at Vanderbilt												
ARKANSAS FLORIDA ALABAMA at Georgia												
OLE MISS at Kentucky												
at Mississippi State VANDERBILT at Alabama at South Carolina												
LSU MISSISSIPPI STATE at Texas A&M at Missouri TENNESSEE												

SEASON/CAREER HIGHS

Points	3	vs. St. Joseph's	11/24/19
Rebounds	3	2x; last vs. Alabama State	12/29/18
Assists			
Blocks	1	2x; last vs. Alabama State	12/29/18
Steals	1	2x; last vs. Alabama	2/17/19
Field Goals	1	2x; last vs. St. Joseph's	11/24/19
Field Goal Attempts	2	vs. UL-Lafayette	11/25/18
3-Point Field Goals			
3-Point FG Attempts			
Free Throws	1	4x; last vs. St. Joseph's	11/24/19
Free Throw Attempts	2	5x; last vs. St. Joseph's	11/24/19

KELLY'S CAREER STATISTICS

Season	gp-gs	min/avg	Total		3-Point		F-Throws		Rebounds				Steals			Scoring				
			fg-fga	pct	fg-fga	pct	ft-fa	pct	off	def	tot	avg	pf	fo	ast	to	blk	stl	pts	avg
2018-19	12-0	49/4.1	1-5	.200	0-0	.000	3-8	.375	6	4	10	0.8	4	0	0	8	2	2	5	0.4
2019-20	6-0	23/3.8	1-1	1.000	0-0	.000	1-2	.500	0	3	3	0.5	4	0	0	0	0	0	3	0.5
TOTAL	18-0	72/4.0	2-6	.333	0-0	.000	4-10	.400	6	7	13	0.7	8	0	0	8	2	2	8	0.4

Game 7: Dec. 1, 2019
Drake 83, Auburn 82
Hertz Arena
Estero, Fla.

Game 8: Dec. 4, 2019
Auburn 82, South Alabama 62
Mitchell Center
Mobile, Ala.

Game 9: Dec. 7, 2019
TCU 80, Auburn 65
Schollmaier Arena
Fort Worth, Texas

Official Basketball Box Score -- Game Totals -- Final Statistics
Drake vs Auburn
12/1/19 1:30 pm at Estero, Fla. (Hertz Arena)

Drake 83 • 6-2
Table with columns: Player, FG, 3-PT, Rebounds, FT, PF, TP, A TO Bk, Stl, Min. Includes stats for Rose, Brenni, Rhine, Sara, Monahan, Maddie, etc.

1st FG %: 10-17 58.8% 2nd: 7-13 53.8% 3rd: 8-16 50.0% 4th: 7-15 46.7% Game: 32-61 52.5%
3PT %: 1-5 20.0% 2nd: 2-5 40.0% 3rd: 2-5 40.0% 4th: 2-5 40.0% Game: 11-25 44.0%
FT %: 5-5 100.0% 2nd: 100.0% 3rd: 0-0 0.0% 4th: 5-6 83.3% Game: 20-22 90.9%

Auburn 82 • 3-4
Table with columns: Player, FG, 3-PT, Rebounds, FT, PF, TP, A TO Bk, Stl, Min. Includes stats for Kiyae' White, Unique Thompson, Daisa Alexander, etc.

1st FG %: 3-16 18.8% 2nd: 8-17 47.1% 3rd: 8-12 66.7% 4th: 5-17 29.4% Game: 28-62 45.2%
3PT %: 2-5 40.0% 2nd: 100.0% 3rd: 100.0% 4th: 100.0% Game: 5-5 100.0%

Score by periods: 1st 2nd 3rd 4th Total
Drake 26 18 18 21 83
Auburn 18 24 16 18 82

Last FG - DU 4th-02:18, AU 4th-02:02.
Largest lead - DU by 11, 1st-02:24, AU by 11 3rd-01:29.
DU led for 22:44, AU led for 13:26. Game was tied for 03:41.

ESTERO, Fla.-- Auburn got huge offensive efforts from Daisa Alexander and Lauren Hansen, but the Tigers came up just short in a tight game with Drake Sunday afternoon, falling 83-82 in the fifth-place game of the Gulf Coast Showcase.

The Tigers (3-4) trailed by as many as 11, led by as many as 11, and saw 13 ties and 12 lead changes in an incredibly entertaining game. But a pair of free throws for Drake (6-2) with 7.8 seconds left, coupled with two misses at the other end, left Auburn behind as the clock expired.

Alexander and Hansen each scored 24 points, a career-high for Hansen and one shy of it for Alexander. Hansen made seven 3-pointers on the day, one shy of tying the Auburn single-game record. Both players also finished with four assists, and Alexander added three steals. Unique Thompson kept her double-double streak alive with a 12-point, 11-rebound effort that also included four steals.

Auburn shot 45.2 percent for the game (28-62) and hit 13-of-29 3-pointers (44.8%), coming up one short of the single-game team record. The Tigers were also stellar at the free-throw line, hitting 13-of-16 (81.3%). Auburn forced 19 Drake turnovers, turning those into 24 points.

Drake led 44-42 at the half. A slow start to the third quarter for both teams saw Auburn tie it up at 48-48, then go on a 10-0 run to build a 58-48 advantage on an Alexander 3-pointer with 3:36 left. But a flurry by the Bulldogs in the final 90 seconds cut the lead to four at 66-62 headed to the fourth.

The lead swung wildly in both directions throughout the fourth quarter with both teams leading by as many as 6. Auburn trailed 81-75 with 2:18 to play, but another 3-pointer plus two free throws from Alexander cut it to one at 81-80 with under a minute. Auburn got a stop, then Alexander drew a foul with 15 seconds left and made both free throws to put the Tigers back ahead 82-81. At the other end, Auburn forced a miss but was unable to get the rebound, and a foul with 7.8 seconds left led to two Bulldog free throws. The Tigers had two chances before the buzzer but could not get a shot to fall.

Official Basketball Box Score -- Game Totals -- Final Statistics
Auburn vs South Alabama
12/04/19 7:00 pm at Mitchell Center, Mobile, Ala.

Auburn 82 • 4-4
Table with columns: Player, FG, 3-PT, Rebounds, FT, PF, TP, A TO Bk, Stl, Min. Includes stats for Kiyae' White, Unique Thompson, Daisa Alexander, etc.

1st FG %: 8-16 50.0% 2nd: 7-15 46.7% 3rd: 3-13 23.1% 4th: 10-16 62.5% Game: 30-51 58.8%
3PT %: 1-3 33.3% 2nd: 0-0 0.0% 3rd: 2-6 33.3% 4th: 5-9 55.6% Game: 8-20 40.0%

South Alabama 62 • 3-5
Table with columns: Player, FG, 3-PT, Rebounds, FT, PF, TP, A TO Bk, Stl, Min. Includes stats for Buster, Jala, Lewis, Antoinette, etc.

1st FG %: 6-19 31.6% 2nd: 7-13 53.8% 3rd: 7-13 53.8% 4th: 5-14 35.7% Game: 25-59 42.4%
3PT %: 1-1 100.0% 2nd: 1-2 50.0% 3rd: 0-0 0.0% 4th: 1-2 50.0% Game: 3-5 60.0%

Score by periods: 1st 2nd 3rd 4th Total
South Alabama 15 17 17 13 62
Auburn 19 18 19 26 82

Last FG - AUB 4th-00:01, USA 4th-00:11.
Largest lead - AUB by 26 4th-03:02, USA by 3rd-04:46.
AUB led for 39:08, USA led for 00:32. Game was tied for 00:20.

MOBILE-- Five players scored in double figures, and an offensive flurry early in the fourth quarter broke the game open as Auburn earned an 82-62 road win at South Alabama Wednesday night.

The Tigers (4-4) used a 16-0 run that spanned the end of the third and start of the fourth quarters to break open what had been a close game throughout. Auburn's long-range shooting was effective for the second straight game as the Tigers hit 12 3-pointers, giving them 25 over their last two contests.

Sophomore Brooke Moore led the Tigers' offensive attack with a season-high 20 points on 7-of-12 shooting, including 4-of-6 beyond the 3-point arc. Erin Howard and Daisa Alexander had 14 points apiece; Howard made a career-high four 3-pointers and also had a career-best four steals.

Unique Thompson grabbed three rebounds in the fourth quarter to extend her double-double streak to nine straight, dating back to last season. She finished with 15 points and 10 rebounds and was 7-of-7 from the floor. Lauren Hansen was Auburn's fifth player in double-figures with 10 points and a team-leading four assists. Kiyae' White added eight rebounds.

As a team, Auburn shot a season-high 53.3 percent from the field (32-60) and was 50 percent (12-24) from 3-point range. The Tigers out-rebounded the Jaguars 36-30 and scored 21 points off 15 USA turnovers.

South Alabama (3-5) led 47-45 with 4:46 to play in the third quarter. But the Tigers' defense held the Jaguars to just one basket over the next eight-plus minutes, out-scoring them 23-2 in that stretch to build a 19-point lead with 7:47 to play. From there, the Tigers cruised, pushing the advantage to as many as 26 before a couple of late defensive lapses let USA cut the final margin to 20.

Auburn never trailed in the first half, taking a 37-32 lead at the break. Moore hit four 3-pointers in the first half with three of those coming in the second quarter as the Tigers extended their lead to as many as eight points. But the Jaguars stayed in the game thanks to 10 second-chance points off eight offensive rebounds in the opening half.

Official Basketball Box Score -- Game Totals -- Final Statistics
Auburn vs TCU
12/07/19 2:00 pm at
Auburn 65 • 4-5, 0-0 SEC

Auburn 65 • 4-5, 0-0 SEC
Table with columns: Player, FG, 3-PT, Rebounds, FT, PF, TP, A TO Bk, Stl, Min. Includes stats for Kiyae' White, Unique Thompson, Daisa Alexander, etc.

1st FG %: 5-18 27.8% 2nd: 8-20 40.0% 3rd: 5-14 35.7% 4th: 6-15 40.0% Game: 24-67 35.8%
3PT %: 1-6 16.7% 2nd: 3-7 42.9% 3rd: 4-5 80.0% 4th: 6-7 85.7% Game: 14-19 73.7%

TCU 80 • 7-0, 0-0 Big 12
Table with columns: Player, FG, 3-PT, Rebounds, FT, PF, TP, A TO Bk, Stl, Min. Includes stats for Adetola Akomolafe, Jaycee Bradley, etc.

1st FG %: 5-19 26.3% 2nd: 8-16 50.0% 3rd: 7-21 33.3% 4th: 5-11 45.5% Game: 25-61 41.0%
3PT %: 1-1 100.0% 2nd: 1-4 25.0% 3rd: 2-7 28.6% 4th: 3-4 75.0% Game: 5-13 38.5%

Score by periods: 1st 2nd 3rd 4th Total
Auburn 11 20 16 18 65
TCU 20 24 20 16 80

Last FG - AU 4th-00:13, TCU 4th-02:24.
Largest lead - AU None, TCU by 25 4th-05:41.
AU led for 00:00, TCU led for 37:52. Game was tied for 02:08.

FORT WORTH, Texas-- Unique Thompson scored a career-high 31 points, but early foul trouble and turnovers cost Auburn in an 80-65 loss at TCU Saturday in the Big 12/SEC Challenge.

Auburn (4-5) turned the ball over 19 times, leading to 26 points for TCU (7-0), and multiple Tigers missed significant minutes with foul trouble; two players fouled out. The Horned Frogs took advantage, getting into the bonus every quarter and hitting 23-of-33 free throws for the game.

Thompson's 31 points were the most by an Auburn player since Katie Frerking had 32 at Texas A&M in 2017. Thompson also added 15 rebounds to pick up her ninth double-double of the season and 10th straight dating back to last year, continuing the longest active streak in the nation.

But Thompson was Auburn's only player in double figures. Lauren Hansen and Brooke Moore added eight points and Daisa Alexander had six; all three fought foul trouble throughout the game. Alexander and Morgan Robinson-Nwagwu tied for the team lead with four assists, and Kiyae' White and Erin Howard had three steals apiece.

Neither team shot the ball particularly well; Auburn hit 24-of-67 from the floor (35.8%) and TCU was one shot better at 25-of-67 (37.3%). But the Frogs made seven 3-pointers to Auburn's three, and made up the rest of the difference at the free-throw line. TCU also out-rebounded Auburn 49-42.

Auburn went on a 13-2 run early in the second quarter to tie the game after trailing by nine at the end of the first. But foul trouble took a toll as TCU was in the bonus for the final five minutes of the quarter and took advantage, hitting 7-of-9 free throws in the period. Meanwhile, three starters missed significant minutes with two or more fouls, and the Horned Frogs took a 44-31 lead at the break.

The Tigers cut the lead to single-digits early in the third, but TCU went on a 13-5 run to take a 58-40 lead, and Auburn got no closer than 15 points the rest of the way.

2019-20 Auburn Women's Basketball
Auburn Combined Team Statistics (as of Dec 07, 2019)
All games

RECORD:	OVERALL	HOME	AWAY	NEUTRAL
ALL GAMES	4-5	2-1	1-2	1-2
CONFERENCE	0-0	0-0	0-0	0-0
NON-CONFERENCE	4-5	2-1	1-2	1-2

##	Player	gp-gs	min	avg	Total		3-Point		F-Throw		Rebounds				pf	dq	a	to	blk	stl	pts	avg
					fg-fga	fg%	3fg-fga	3fg%	ft-fa	ft%	off	def	tot	avg								
20	Unique Thompson	9-9	288	32.0	63-93	.677	0-0	.000	46-69	.667	51	60	111	12.3	18	0	13	30	5	13	172	19.1
00	Daisa Alexander	9-9	257	28.6	50-116	.431	12-35	.343	27-36	.750	7	21	28	3.1	27	1	20	16	0	23	139	15.4
05	Brooke Moore	9-9	253	28.1	35-103	.340	15-55	.273	16-20	.800	9	7	16	1.8	18	0	12	23	1	11	101	11.2
13	Lauren Hansen	8-7	205	25.6	26-73	.356	18-47	.383	8-10	.800	3	11	14	1.8	24	2	14	26	0	10	78	9.8
24	Erin Howard	9-0	234	26.0	20-55	.364	8-33	.242	2-5	.400	10	33	43	4.8	12	0	10	9	8	15	50	5.6
03	Annie Hughes	9-3	201	22.3	17-37	.459	4-12	.333	4-7	.571	9	8	17	1.9	13	0	10	5	0	7	42	4.7
10	Kiyae' White	9-8	162	18.0	13-31	.419	0-0	.000	13-25	.520	14	32	46	5.1	21	0	6	8	4	7	39	4.3
04	x-Abigayle Jackson	2-0	17	8.5	3-6	.500	0-1	.000	1-2	.500	1	2	3	1.5	4	0	0	1	1	0	7	3.5
12	x-Maliya Perry	3-0	22	7.3	2-4	.500	1-1	1.000	0-2	.000	1	1	2	0.7	2	0	1	0	0	0	5	1.7
30	M. Robinson-Nwagwu	9-0	119	13.2	3-22	.136	0-0	.000	6-12	.500	4	12	16	1.8	19	1	16	19	1	4	12	1.3
02	Sania Wells	7-0	47	6.7	2-8	.250	0-1	.000	5-6	.833	0	5	5	0.7	6	0	6	4	0	1	9	1.3
35	Natalie Kelly	6-0	23	3.8	1-1	1.000	0-0	.000	1-2	.500	0	3	3	0.5	4	0	0	0	0	0	3	0.5
	Team										10	13	23				5					
	Total.....	9	1828		235-549	.428	58-185	.314	129-196	.658	119	208	327	36.3	168	4	108	146	20	91	657	73.0
	Opponents.....	9	1825		244-535	.456	84-232	.362	113-159	.711	85	212	297	33.0	151	-	136	147	23	66	685	76.1

x-Inactive player

TEAM STATISTICS	AU	OPP	Date	Opponent	Score	Att.
SCORING	657	685	11/06/19	WOFFORD	W 84-82	1618
Points per game	73.0	76.1	11/14/19	OLD DOMINION	L 77-89	1635
Scoring margin	-3.1	-	11/21/19	at UAB	L 75-80	1081
FIELD GOALS-ATT	235-549	244-535	11/24/19	SAINT JOSEPH'S	W 66-62	1796
Field goal pct	.428	.456	1 11/29/19	vs Middle Tennessee	L 50-73	313
3 POINT FG-ATT	58-185	84-232	1 11/30/19	vs Dayton	Wot 76-74	317
3-point FG pct	.314	.362	1 12/1/19	vs Drake	L 82-83	457
3-pt FG made per game	6.4	9.3	12/04/19	at South Alabama	W 82-62	1106
FREE THROWS-ATT	129-196	113-159	12/07/19	at TCU	L 65-80	2259
Free throw pct	.658	.711				
F-Throws made per game	14.3	12.6				
REBOUNDS	327	297				
Rebounds per game	36.3	33.0				
Rebounding margin	+3.3	-				
ASSISTS	108	136				
Assists per game	12.0	15.1				
TURNOVERS	146	147				
Turnovers per game	16.2	16.3				
Turnover margin	+0.1	-				
Assist/turnover ratio	0.7	0.9				
STEALS	91	66				
Steals per game	10.1	7.3				
BLOCKS	20	23				
Blocks per game	2.2	2.6				
ATTENDANCE	5049	5533				
Home games-Avg/Game	3-1683	3-1482				
Neutral site-Avg/Game	-	3-362				

1 = Gulf Coast Showcase (Estero, Fla.)

* = Conference game

Score by Periods	1st	2nd	3rd	4th	OT	Totals
Auburn	143	156	174	171	13	657
Opponents	175	157	159	183	11	685




Daisa Alexander
Senior • G • 5-8
Decatur, Ga.
Southwest DeKalb HS



Robyn Benton
Sophomore • G • 5-9
Atlanta, Ga.
Greater Atlanta Christian School




Sania Wells
Freshman • G • 5-7
Moss Point, Miss.
East Central HS



Annie Hughes
Freshman • G • 5-9
Dutton, Ala.
Pisgah HS




Brooke Moore
Sophomore • G • 5-7
Atlanta, Ga.
Henry County HS




Kiyae' White
RS Sophomore • F • 6-2
Macungie, Pa.
Emmaus HS



Lauren Hansen
Freshman • G • 5-8
Long Island, N.Y.
Ward Melville HS



Jala Jordan
Sophomore • F • 6-2
Philadelphia, Pa.
West Virginia




Unique Thompson
Junior • F • 6-3
Theodore, Ala.
Faith Academy



Honesty Scott-Grayson
Sophomore • G • 5-9
Brick, N.J.
Baylor



Erin Howard
Sophomore • G/F • 6-1
Madison, Wis.
Madison East HS



Morgan Robinson-Nwagwu
Freshman • G • 5-8
Norcross, Ga.
Norcross HS



Natalie Kelly
Freshman • F • 6-3
Albany, La.
Albany HS



Terri Williams-Flournoy
Head Coach
Penn State (1991)
Eighth Season



Ty Evans
Associate Head Coach
Wisconsin-Whitewater (1995)
Eighth Season



Clarisse Garcia
Assistant Coach
Villanova (2007)
Fourth Season



La'Keshia Frett Meredith
Assistant Coach
Georgia (1997)
First Season