



2019-20 AUBURN WOMEN'S BASKETBALL

AUBURN ATHLETICS COMMUNICATIONS: 392 SOUTH DONAHUE DRIVE || AUBURN, AL 36830 || AUBURNTIGERS.COM || @AUBURNWBB

2019-20 SCHEDULE/RESULTS 6-9, 0-4 SEC

| DATE | OPPONENT | TIME/TV/RESULT |
|----------|---------------------------|----------------|
| Nov. 6 | WOFFORD | W 84-82 |
| Nov. 14 | OLD DOMINION | L 77-89 |
| Nov. 21 | at UAB | L 75-80 |
| Nov. 24 | ST. JOSEPH'S | W 66-62 |
| Nov. 29 | 1-vs. Middle Tennessee | L 50-73 |
| Nov. 30 | 1-vs. Dayton (OT) | W 76-74 |
| Dec. 1 | 1-vs. Drake | L 82-83 |
| Dec. 4 | at South Alabama | W 82-62 |
| Dec. 7 | 2-at TCU | L 65-80 |
| Dec. 15 | BETHUNE-COOKMAN | W 74-56 |
| Dec. 28 | JACKSONVILLE STATE | W 62-53 |
| Jan. 2 | *at Vanderbilt | L 55-77 |
| Jan. 5 | *#20 ARKANSAS | L 70-86 |
| Jan. 9 | *FLORIDA | L 63-83 |
| Jan. 12 | *ALABAMA | L 48-75 |
| Jan. 19 | *at Georgia | ESPNU 1 pm |
| Jan. 23 | *OLE MISS | + 6 pm |
| Jan. 27 | *at Kentucky | SECN 6 pm |
| Jan. 30 | *at Mississippi State | + 7 pm |
| Feb. 2 | *VANDERBILT | + 2 pm |
| Feb. 9 | *at Alabama | SECN 2 pm |
| Feb. 13 | *at South Carolina | SECN 6 pm |
| Feb. 16 | *LSU | SECN 4 pm |
| Feb. 20 | *MISSISSIPPI STATE | SECN 8 pm |
| Feb. 23 | *at Texas A&M | ESPN2 3 pm |
| Feb. 27 | *at Missouri | + 7 pm |
| Mar. 1 | *TENNESSEE | SECN 2 pm |
| Mar. 4-8 | SEC Tournament | Greenville |
| M20-23 | NCAA First-Second Rounds | TBD |
| M27-30 | NCAA Regionals | TBD |
| Apr 3-5 | Women's Final Four | New Orleans |

All times Central. Home Games in **BOLD CAPS**.
 1 - Gulf Coast Showcase (Estero, Fla.)
 2 - SEC/Big 12 Challenge
 + = SEC Network+ / ESPN3.com

AUBURN ATHLETICS COMMUNICATIONS

KIRK SAMPSON..... Associate AD
 kirk@auburn.edu
 WES TODD Assistant Director/WBB Contact
 wlt0006@auburn.edu
 C: 334-750-5682

Web.....AuburnTigers.com
 Twitter.....@AuburnWBB
 Facebook...../AuburnWBB
 Instagram.....@AuburnWBB
 Office Phone.....(334) 844-9800



GAME 16

at Georgia (10-7, 1-3)

Sunday, Jan. 19, 2020 • 1 p.m. CT
We Back Pat Week



Site.....Athens, Ga.
 Venue.....Stegeman Coliseum (10,523)
 TV.....ESPNU (Eric Frede, Christy Thomaskutty)
 Radio.....WTGZ 93.9 FM (Brit Bowen)
 Audio Webcast.....AuburnTigers.com/watch
 Live Stats.....AuburnStats.com
 Twitter.....@AuburnWBB
 Series Record.....Georgia leads 30-19
 at Athens.....Georgia leads 18-5
 Last Meeting.....Auburn 59, Georgia 58 [OT] (Feb. 3, 2019, at Auburn)

GAMEDAY BREAKDOWN


AUBURN TIGERS

Rankings.....AP: NR | Coaches: NR
 2019-20 Record.....6-9
 SEC.....0-4
 Home.....4-4
 Away.....1-3
 Neutral.....1-2
 Streak.....L4
 Head Coach.....Terri Williams-Flournoy
 Record at AU (Yrs.).....130-110 (8th)
 Overall Record (Yrs.).....273-214 (16th)
 Record vs. Georgia.....4-6

GEORGIA LADY BULLDOGS

Rankings.....AP: NR | Coaches: NR
 2019-20 Record.....10-7
 SEC.....1-3
 Home.....7-5
 Away.....1-2
 Neutral.....2-0
 Streak.....L3
 Head Coach.....Joni Taylor
 Record at UGA (Yrs.).....90-51 (5th)
 Overall Record (Yrs.).....Same
 Record vs. Auburn.....4-1

AUBURN PROJECTED STARTERS (based on last game)



ANNIE HUGHES
 G • FR • 5-8
 Dutton, Ala.

PPG: 3.9
 RPG: 2.1
 APG: 0.9




BROOKE MOORE
 G • SO • 5-7
 Atlanta, Ga.

PPG: 11.6
 RPG: 1.4
 APG: 1.1



LAUREN HANSEN
 G • FR • 5-8
 Long Island, N.Y.

PPG: 8.1
 RPG: 1.4
 APG: 2.0



UNIQUE THOMPSON
 F • JR • 6-3
 Theodore, Ala.

PPG: 16.9
 RPG: 12.1
 APG: 1.7



ERIN HOWARD
 F/G • SO • 6-2
 Madison, Wis.

PPG: 6.5
 RPG: 4.3
 APG: 0.9

OFF THE BENCH

| No. | Pos. | Name | Ht. | Year | PPG | RPG | Hometown |
|-----|------|------------------------|-----|-------|------|-----|-------------------------|
| 0 | G | Daisa Alexander | 5-8 | Sr. | 13.9 | 3.4 | Decatur, Ga. |
| 1 | G | Robyn Benton | 5-9 | So. | 5.2 | 1.7 | Atlanta, Ga. |
| 2 | G | Sania Wells | 5-7 | Fr. | 1.3 | 0.7 | Moss Point, Miss. |
| 10 | F | Kiyae' White | 6-2 | R-So. | 4.3 | 5.3 | Macungie, Pa. |
| *14 | F | Jala Jordan | 6-2 | So. | -- | -- | Philadelphia, Pa. (WVU) |
| *23 | G | Honesty Scott-Grayson | 5-9 | So. | -- | -- | Brick, N.J. (Baylor) |
| 30 | G | Morgan Robinson-Nwagwu | 5-8 | Fr. | 2.3 | 1.9 | Norcross, Ga. |
| 35 | F | Natalie Kelly | 6-3 | So. | 0.4 | 0.5 | Albany, La. |

*ineligible for 2019-20 season per NCAA transfer rules

Head Coach: Terri Williams-Flournoy

Assistants: Ty Evans, La'Keshia Frett Meredith, Clarisse Garcia

#WarEagle
#TeamOfExcellence



AuburnTigers.com



@AuburnWBB | @AuburnTigers
@AUCoachFlo



/AuburnWBB
/AuburnTigers

TEAM SCHEDULE AND MEDIA AVAILABILITY >> JANUARY 13-19 (times Central unless noted otherwise)

| MONDAY January 13 | TUESDAY January 14 | WEDNESDAY January 15 | THURSDAY January 16 | FRIDAY January 17 | SATURDAY January 18 | SUNDAY January 19 |
|----------------------|--|--|------------------------|---|---|---|
| OFF DAY | PRACTICE 2:30-5:30 p.m. Auburn Arena | PRACTICE 2:30-6 p.m. Auburn Arena | OFF DAY | PRACTICE 2:30-5:30 p.m. Auburn Arena | PRACTICE 10 a.m.-1 p.m. Auburn Arena | GAME 1:00 Auburn at Georgia |
| | COACH FLO SHOW 6-7 p.m. Moe's BBQ (Bent Creek Rd) | | | | TRAVEL to Athens, Ga. | Interviews Postgame Return to Auburn |

AUBURN ATHLETICS COMMUNICATIONS

QUICK FACTS

AUBURNTIGERS.COM

For updated game notes, statistics and all the latest information on Auburn basketball and gameday activities, go to AuburnTigers.com.

INTERVIEW POLICIES

- Coach Williams-Flournoy, assistant coaches and selected athletes are available for phone and personal interviews by contacting Wes Todd in the athletic communications office.
- Following home games, interviews with Coach Flo and selected players will be conducted in the media room following a 10-minute cooling-off period. Visiting coaches and players, if requested, will be available first.
- Interviews following road contests will be conducted in accordance with the home team's media policies.
- Practices are generally closed to the public, but media may cover practice with advance notice.**

CREDENTIALS

Anyone wishing to cover Auburn women's basketball should contact Wes Todd in the communications office at least one day in advance in order to make the proper arrangements. Game credentials will be held at media will call, located inside the scholarship entrance at Auburn Arena. Parking passes are not needed.

GAME DAY SERVICES

Notes for both teams and flip cards will be provided prior to the game. Stats will be distributed at halftime and after the game. Wireless internet is available in the Arena.

VIDEO SERVICES

FTP feeds of selected Auburn basketball highlights are available for the media. A number of studio and satellite services may be arranged for electronic media by calling War Eagle Productions at 334-750-4345.

COMMUNICATIONS STAFF

- Wes Todd Women's Basketball contact
cell: 334-750-5682
email: wlt0006@auburn.edu
- Grant Keith Student assistant/WBB
email: gak0005@auburn.edu
- Kirk Sampson Associate AD
cell: 334-750-1385
email: sampska@auburn.edu

GENERAL INFORMATION

Location..... Auburn, Ala.
Founded1856
Enrollment.....30,440
Nickname Tigers
Colors..... Burnt Orange and Navy Blue
Facility (Capacity) Auburn Arena (9,121)
Interim President..... Dr. Jay Gogue
Director of Athletics Allen Greene
Sr. Assoc. AD/SWA..... Monique Holland

WOMEN'S BASKETBALL HISTORY

First Year of Women's Basketball1971
All-Time Record (Years).....942-488 (49th)
All-Time SEC Record (since 1981)236-240
All-Time Home Record437-122
at Auburn Arena (since 2010)..... 90-51
NCAA Tournament Appearances.....21
Last NCAA App./Result.....2019 - First Round
SEC Regular-Season Championships 5
..... 1981, 1987, 1988, 1989, 2009
SEC Tournament Championships..... 4
..... 1981, 1987, 1990, 1997

COACHING & SUPPORT STAFF

Head Coach..... Terri Williams-Flournoy
Alma Mater, Year Penn State, 1991
Overall Record 273-214 (.561) / 16th year
Auburn Record130-110 (.542) / 8th year
Associate Head Coach (Year at Auburn) Ty Evans (8th)
Alma Mater, Year Wisconsin-Whitewater (1995)
Assistant Coach (Year) La'Keshia Frett Meredith (1st)
Alma Mater, Year Georgia (1997)
Assistant Coach (Year at Auburn) Clarisse Garcia (4th)
Alma Mater, Year Villanova (2007)
Strength & Conditioning Coach Lee Taylor
Director of Basketball Operations Bianca Webb
Director of Basketball Services Justin Peak
Special Asst. to the Head Coach Reneisha Hobbs
Athletic Trainer..... Catherine Gordon
Grad. Student Mgrs Anthony Evans, Rebecca Walthall

GAMEDAY EXPERIENCE: AUBURN ARENA

>> Auburn Arena is in its 10th season as home of Auburn Basketball. The Tigers are 90-51 since moving to the Arena in 2010-11. The facility seats 9,121 for basketball and also hosts Auburn volleyball and gymnastics.



TEAM INFORMATION

2018-19 Record 22-10
2018-19 SEC Record 9-7
SEC Finish..... T-6th
Starters Returning/Lost3/2
Letterwinners Returning/Lost7/4
Newcomers..... 6

AUBURN TIGERS

Overall: 6-9 SEC: 0-4

Head Coach: Terri Williams-Flournoy (8th Season)

PRONUNCIATION GUIDE

Daisa Alexander - DAY-zha
 Jala Jordan - JAY-lah
 Morgan Robinson-Nwagwu - wah-GOO

Sania Wells - sa-NYE-uh
 Kiyae' White - kye-YAY
 Terri Williams-Flournoy - FluH-NOY

| Number | Name | Position | Height | Weight | Year | HS | Stats | Notes | | | | | | | | | | | | | | | | | | | | | | | | | | | | |
|-------------|-------------------------------|----------|--------|--------|-------------------|---------------------------|---|---|-----|-----|-----|-----|-------------|----|----|---|---|-------------|----|----|---|---|-----|-----|-----|----|-----|----|-------|------|------|-----|-------|------|------|---|
| 0 | DAISA ALEXANDER | G | 5-8 | Sr. | Decatur, Ga. | Southwest DeKalb HS | <table border="1"> <tr><td>Pts</td><td>Reb</td><td>Ast</td><td>Stl</td><td>Blk</td></tr> <tr><td>Season High</td><td>24</td><td>6</td><td>4</td><td>4</td></tr> <tr><td>Career High</td><td>25</td><td>8</td><td>8</td><td>7</td></tr> <tr><td>PPG</td><td>RPG</td><td>SPG</td><td>FG</td><td>3FG</td><td>FT</td></tr> <tr><td>19-20</td><td>13.9</td><td>3.4</td><td>2.3</td><td>.432</td><td>.314</td><td>.775</td></tr> </table> | Pts | Reb | Ast | Stl | Blk | Season High | 24 | 6 | 4 | 4 | Career High | 25 | 8 | 8 | 7 | PPG | RPG | SPG | FG | 3FG | FT | 19-20 | 13.9 | 3.4 | 2.3 | .432 | .314 | .775 | <p>LAST GAME (vs ALA): DNP (ankle)</p> <ul style="list-style-type: none"> • Preseason All-SEC Second Team (coaches) • 12th in SEC in scoring, 5th in steals • Scored 1,000th career point vs. Jacksonville St. (12/28) • Career-high 25 pts at Indiana (12/3/17) |
| Pts | Reb | Ast | Stl | Blk | | | | | | | | | | | | | | | | | | | | | | | | | | | | | | | | |
| Season High | 24 | 6 | 4 | 4 | | | | | | | | | | | | | | | | | | | | | | | | | | | | | | | | |
| Career High | 25 | 8 | 8 | 7 | | | | | | | | | | | | | | | | | | | | | | | | | | | | | | | | |
| PPG | RPG | SPG | FG | 3FG | FT | | | | | | | | | | | | | | | | | | | | | | | | | | | | | | | |
| 19-20 | 13.9 | 3.4 | 2.3 | .432 | .314 | .775 | | | | | | | | | | | | | | | | | | | | | | | | | | | | | | |
| 1 | ROBYN BENTON | G | 5-9 | So. | Atlanta, Ga. | Greater Atlanta Christian | <table border="1"> <tr><td>Pts</td><td>Reb</td><td>Ast</td><td>Stl</td><td>Blk</td></tr> <tr><td>Season High</td><td>10</td><td>4</td><td>3</td><td>4</td></tr> <tr><td>Career High</td><td>16</td><td>5</td><td>3</td><td>4</td></tr> <tr><td>PPG</td><td>RPG</td><td>SPG</td><td>FG</td><td>3FG</td><td>FT</td></tr> <tr><td>19-20</td><td>5.2</td><td>1.7</td><td>2.7</td><td>.308</td><td>.313</td><td>.500</td></tr> </table> | Pts | Reb | Ast | Stl | Blk | Season High | 10 | 4 | 3 | 4 | Career High | 16 | 5 | 3 | 4 | PPG | RPG | SPG | FG | 3FG | FT | 19-20 | 5.2 | 1.7 | 2.7 | .308 | .313 | .500 | <p>LAST GAME (vs ALA): 9 pts, 4 reb, 3 stl</p> <ul style="list-style-type: none"> • 2019 SEC All-Freshman Team • Made season debut with 10 pts vs. B-C (12/15) • Missed first nine games of season with injury • Avg. 5.8 ppg in '19; 4th among SEC freshmen |
| Pts | Reb | Ast | Stl | Blk | | | | | | | | | | | | | | | | | | | | | | | | | | | | | | | | |
| Season High | 10 | 4 | 3 | 4 | | | | | | | | | | | | | | | | | | | | | | | | | | | | | | | | |
| Career High | 16 | 5 | 3 | 4 | | | | | | | | | | | | | | | | | | | | | | | | | | | | | | | | |
| PPG | RPG | SPG | FG | 3FG | FT | | | | | | | | | | | | | | | | | | | | | | | | | | | | | | | |
| 19-20 | 5.2 | 1.7 | 2.7 | .308 | .313 | .500 | | | | | | | | | | | | | | | | | | | | | | | | | | | | | | |
| 2 | SANIA WELLS | G | 5-7 | Fr. | Moss Point, Miss. | East Central HS | <table border="1"> <tr><td>Pts</td><td>Reb</td><td>Ast</td><td>Stl</td><td>Blk</td></tr> <tr><td>Season High</td><td>4</td><td>3</td><td>3</td><td>2</td></tr> <tr><td>Career High</td><td>4</td><td>3</td><td>3</td><td>2</td></tr> <tr><td>PPG</td><td>RPG</td><td>APG</td><td>FG</td><td>3FG</td><td>FT</td></tr> <tr><td>19-20</td><td>1.3</td><td>0.7</td><td>0.7</td><td>.333</td><td>.167</td><td>.833</td></tr> </table> | Pts | Reb | Ast | Stl | Blk | Season High | 4 | 3 | 3 | 2 | Career High | 4 | 3 | 3 | 2 | PPG | RPG | APG | FG | 3FG | FT | 19-20 | 1.3 | 0.7 | 0.7 | .333 | .167 | .833 | <p>LAST GAME (vs ALA): 3 pts, 1 reb, 1 ast, 2 stl</p> <ul style="list-style-type: none"> • Scored 4 points in Auburn debut at UAB • Ranked as #27 PG nationally by ESPN • USA Today All-Mississippi Team • Avg. 27 pts, 5 rebs, 4 stls as HS senior |
| Pts | Reb | Ast | Stl | Blk | | | | | | | | | | | | | | | | | | | | | | | | | | | | | | | | |
| Season High | 4 | 3 | 3 | 2 | | | | | | | | | | | | | | | | | | | | | | | | | | | | | | | | |
| Career High | 4 | 3 | 3 | 2 | | | | | | | | | | | | | | | | | | | | | | | | | | | | | | | | |
| PPG | RPG | APG | FG | 3FG | FT | | | | | | | | | | | | | | | | | | | | | | | | | | | | | | | |
| 19-20 | 1.3 | 0.7 | 0.7 | .333 | .167 | .833 | | | | | | | | | | | | | | | | | | | | | | | | | | | | | | |
| 3 | ANNIE HUGHES | G | 5-9 | Fr. | Dutton, Ala. | Pisgah HS | <table border="1"> <tr><td>Pts</td><td>Reb</td><td>Ast</td><td>Stl</td><td>Blk</td></tr> <tr><td>Season High</td><td>12</td><td>7</td><td>4</td><td>3</td></tr> <tr><td>Career High</td><td>12</td><td>7</td><td>4</td><td>3</td></tr> <tr><td>PPG</td><td>RPG</td><td>APG</td><td>FG</td><td>3FG</td><td>FT</td></tr> <tr><td>19-20</td><td>3.9</td><td>2.1</td><td>0.8</td><td>.390</td><td>.292</td><td>.556</td></tr> </table> | Pts | Reb | Ast | Stl | Blk | Season High | 12 | 7 | 4 | 3 | Career High | 12 | 7 | 4 | 3 | PPG | RPG | APG | FG | 3FG | FT | 19-20 | 3.9 | 2.1 | 0.8 | .390 | .292 | .556 | <p>LAST GAME (vs ALA): 5 pts, 3 reb, 1 stl</p> <ul style="list-style-type: none"> • Career-high 7 rebs vs. B-C (12/15) • 3rd AU frosh to start debut since '12 (Thompson, Frerking) • 2019 Alabama Miss Basketball; 1st at AU since W. Boddie • Avg. 21.4 pts, 7.0 rebs, 4.2 asts, 3.5 stls as HS senior |
| Pts | Reb | Ast | Stl | Blk | | | | | | | | | | | | | | | | | | | | | | | | | | | | | | | | |
| Season High | 12 | 7 | 4 | 3 | | | | | | | | | | | | | | | | | | | | | | | | | | | | | | | | |
| Career High | 12 | 7 | 4 | 3 | | | | | | | | | | | | | | | | | | | | | | | | | | | | | | | | |
| PPG | RPG | APG | FG | 3FG | FT | | | | | | | | | | | | | | | | | | | | | | | | | | | | | | | |
| 19-20 | 3.9 | 2.1 | 0.8 | .390 | .292 | .556 | | | | | | | | | | | | | | | | | | | | | | | | | | | | | | |
| 5 | BROOKE MOORE | G | 5-7 | So. | Atlanta, Ga. | Henry County HS | <table border="1"> <tr><td>Pts</td><td>Reb</td><td>Ast</td><td>Stl</td><td>Blk</td></tr> <tr><td>Season High</td><td>20</td><td>4</td><td>3</td><td>4</td></tr> <tr><td>Career High</td><td>23</td><td>4</td><td>3</td><td>4</td></tr> <tr><td>PPG</td><td>RPG</td><td>SPG</td><td>FG</td><td>3FG</td><td>FT</td></tr> <tr><td>19-20</td><td>11.6</td><td>1.4</td><td>1.2</td><td>.350</td><td>.256</td><td>.763</td></tr> </table> | Pts | Reb | Ast | Stl | Blk | Season High | 20 | 4 | 3 | 4 | Career High | 23 | 4 | 3 | 4 | PPG | RPG | SPG | FG | 3FG | FT | 19-20 | 11.6 | 1.4 | 1.2 | .350 | .256 | .763 | <p>LAST GAME (vs ALA): 1 reb, 1 stl</p> <ul style="list-style-type: none"> • Season-high 20 points, 4-6 3FG at South Alabama (12/4) • Began career 21-of-21 FTs • Career-high 23 pts, 5 3FG vs. Alabama St. (12/29/18) • Made 4 3FG vs. Elon as AU set single-game 3FG record |
| Pts | Reb | Ast | Stl | Blk | | | | | | | | | | | | | | | | | | | | | | | | | | | | | | | | |
| Season High | 20 | 4 | 3 | 4 | | | | | | | | | | | | | | | | | | | | | | | | | | | | | | | | |
| Career High | 23 | 4 | 3 | 4 | | | | | | | | | | | | | | | | | | | | | | | | | | | | | | | | |
| PPG | RPG | SPG | FG | 3FG | FT | | | | | | | | | | | | | | | | | | | | | | | | | | | | | | | |
| 19-20 | 11.6 | 1.4 | 1.2 | .350 | .256 | .763 | | | | | | | | | | | | | | | | | | | | | | | | | | | | | | |
| 10 | KIYAE' WHITE | F | 6-2 | R-So. | Macungie, Pa. | Emmaus HS | <table border="1"> <tr><td>Pts</td><td>Reb</td><td>Ast</td><td>Stl</td><td>Blk</td></tr> <tr><td>Season High</td><td>12</td><td>11</td><td>4</td><td>3</td></tr> <tr><td>Career High</td><td>12</td><td>11</td><td>4</td><td>3</td></tr> <tr><td>PPG</td><td>RPG</td><td>SPG</td><td>FG</td><td>3FG</td><td>FT</td></tr> <tr><td>19-20</td><td>4.3</td><td>5.3</td><td>0.7</td><td>.477</td><td>-</td><td>.548</td></tr> </table> | Pts | Reb | Ast | Stl | Blk | Season High | 12 | 11 | 4 | 3 | Career High | 12 | 11 | 4 | 3 | PPG | RPG | SPG | FG | 3FG | FT | 19-20 | 4.3 | 5.3 | 0.7 | .477 | - | .548 | <p>LAST GAME (vs ALA): 5 pts, 2 reb, 1 ast</p> <ul style="list-style-type: none"> • Career-high 12 pts, 6-8 FT vs. St. Joseph's • Career-high 11 rebs, 4 asts in 1st career start vs. Wofford • Played in 29 games as redshirt freshman in '19 • Redshirted '17-18 while rehabbing knee injury |
| Pts | Reb | Ast | Stl | Blk | | | | | | | | | | | | | | | | | | | | | | | | | | | | | | | | |
| Season High | 12 | 11 | 4 | 3 | | | | | | | | | | | | | | | | | | | | | | | | | | | | | | | | |
| Career High | 12 | 11 | 4 | 3 | | | | | | | | | | | | | | | | | | | | | | | | | | | | | | | | |
| PPG | RPG | SPG | FG | 3FG | FT | | | | | | | | | | | | | | | | | | | | | | | | | | | | | | | |
| 19-20 | 4.3 | 5.3 | 0.7 | .477 | - | .548 | | | | | | | | | | | | | | | | | | | | | | | | | | | | | | |
| 13 | LAUREN HANSEN | G | 5-8 | Fr. | Long Island, N.Y. | Ward Melville HS | <table border="1"> <tr><td>Pts</td><td>Reb</td><td>Ast</td><td>Stl</td><td>Blk</td></tr> <tr><td>Season High</td><td>24</td><td>6</td><td>4</td><td>4</td></tr> <tr><td>Career High</td><td>24</td><td>6</td><td>4</td><td>4</td></tr> <tr><td>PPG</td><td>RPG</td><td>APG</td><td>FG</td><td>3FG</td><td>FT</td></tr> <tr><td>19-20</td><td>8.1</td><td>1.4</td><td>2.0</td><td>.322</td><td>.321</td><td>.833</td></tr> </table> | Pts | Reb | Ast | Stl | Blk | Season High | 24 | 6 | 4 | 4 | Career High | 24 | 6 | 4 | 4 | PPG | RPG | APG | FG | 3FG | FT | 19-20 | 8.1 | 1.4 | 2.0 | .322 | .321 | .833 | <p>LAST GAME (vs ALA): 3 pts, 2 reb, 4 ast</p> <ul style="list-style-type: none"> • Career-hi 24 pts, 7-14 3FG vs. Drake • 7 3FG vs. Drake most for AU player since 1/1/17 • Made Auburn debut vs. ODU; missed 1st game w/ injury • Ranked as #71 overall prospect, #20 guard by ESPN |
| Pts | Reb | Ast | Stl | Blk | | | | | | | | | | | | | | | | | | | | | | | | | | | | | | | | |
| Season High | 24 | 6 | 4 | 4 | | | | | | | | | | | | | | | | | | | | | | | | | | | | | | | | |
| Career High | 24 | 6 | 4 | 4 | | | | | | | | | | | | | | | | | | | | | | | | | | | | | | | | |
| PPG | RPG | APG | FG | 3FG | FT | | | | | | | | | | | | | | | | | | | | | | | | | | | | | | | |
| 19-20 | 8.1 | 1.4 | 2.0 | .322 | .321 | .833 | | | | | | | | | | | | | | | | | | | | | | | | | | | | | | |
| 14 | JALA JORDAN | F | 6-2 | So. | Philadelphia, Pa. | West Virginia | | <ul style="list-style-type: none"> • Will redshirt this season after transfer from WVU • Appeared in 25 games as freshman at WVU • Ranked #14 wing in class of '18 by ESPN | | | | | | | | | | | | | | | | | | | | | | | | | | | | |
| 20 | UNIQUE THOMPSON | F | 6-3 | Jr. | Theodore, Ala. | Faith Academy | <table border="1"> <tr><td>Pts</td><td>Reb</td><td>Ast</td><td>Stl</td><td>Blk</td></tr> <tr><td>Season High</td><td>31</td><td>19</td><td>5</td><td>2</td></tr> <tr><td>Career High</td><td>31</td><td>19</td><td>5</td><td>4</td></tr> <tr><td>PPG</td><td>RPG</td><td>SPG</td><td>FG</td><td>3FG</td><td>FT</td></tr> <tr><td>19-20</td><td>16.9</td><td>12.1</td><td>1.8</td><td>.604</td><td>-</td><td>.689</td></tr> </table> | Pts | Reb | Ast | Stl | Blk | Season High | 31 | 19 | 5 | 2 | Career High | 31 | 19 | 5 | 4 | PPG | RPG | SPG | FG | 3FG | FT | 19-20 | 16.9 | 12.1 | 1.8 | .604 | - | .689 | <p>LAST GAME (vs ALA): 16 pts, 14 reb, 1 stl</p> <ul style="list-style-type: none"> • Preseason All-SEC Second Team (coaches/media) • Leads SEC in rebounds, 5th in scoring • 14 double-doubles this season; 34 career (3rd AU history) • Had double-double in first 12 games of season |
| Pts | Reb | Ast | Stl | Blk | | | | | | | | | | | | | | | | | | | | | | | | | | | | | | | | |
| Season High | 31 | 19 | 5 | 2 | | | | | | | | | | | | | | | | | | | | | | | | | | | | | | | | |
| Career High | 31 | 19 | 5 | 4 | | | | | | | | | | | | | | | | | | | | | | | | | | | | | | | | |
| PPG | RPG | SPG | FG | 3FG | FT | | | | | | | | | | | | | | | | | | | | | | | | | | | | | | | |
| 19-20 | 16.9 | 12.1 | 1.8 | .604 | - | .689 | | | | | | | | | | | | | | | | | | | | | | | | | | | | | | |
| 23 | HONESTY SCOTT-GRAYSON | G | 5-9 | So. | Brick, N.J. | Baylor | | <ul style="list-style-type: none"> • Will redshirt this season after transfer from Baylor • Appeared in 28 games as frosh at Baylor; avg. 2.5 ppg • 2018 McDonald's All-American • Bronze medal w/ USA Basketball U16 Team in '16 • Ranked as #20 overall prospect, #3 guard by ESPN | | | | | | | | | | | | | | | | | | | | | | | | | | | | |
| 24 | ERIN HOWARD | F/G | 6-1 | So. | Madison, Wis. | Madison East HS | <table border="1"> <tr><td>Pts</td><td>Reb</td><td>Ast</td><td>Stl</td><td>Blk</td></tr> <tr><td>Season High</td><td>14</td><td>7</td><td>3</td><td>4</td></tr> <tr><td>Career High</td><td>14</td><td>8</td><td>5</td><td>4</td></tr> <tr><td>PPG</td><td>RPG</td><td>SPG</td><td>FG</td><td>3FG</td><td>FT</td></tr> <tr><td>19-20</td><td>6.5</td><td>4.3</td><td>1.7</td><td>.353</td><td>.281</td><td>.727</td></tr> </table> | Pts | Reb | Ast | Stl | Blk | Season High | 14 | 7 | 3 | 4 | Career High | 14 | 8 | 5 | 4 | PPG | RPG | SPG | FG | 3FG | FT | 19-20 | 6.5 | 4.3 | 1.7 | .353 | .281 | .727 | <p>LAST GAME (vs ALA): 7 pts, 4 reb, 2 ast, 2 blk, 1 stl</p> <ul style="list-style-type: none"> • Career-high 14 pts, 4 stl, 4 3FG at South Alabama (12/4) • Tip-in at buzzer vs. Dayton to force OT (11/30) • Appeared in 31 games as freshman, started 17 • Career-high 12 pts vs. Missouri (2/24/19) |
| Pts | Reb | Ast | Stl | Blk | | | | | | | | | | | | | | | | | | | | | | | | | | | | | | | | |
| Season High | 14 | 7 | 3 | 4 | | | | | | | | | | | | | | | | | | | | | | | | | | | | | | | | |
| Career High | 14 | 8 | 5 | 4 | | | | | | | | | | | | | | | | | | | | | | | | | | | | | | | | |
| PPG | RPG | SPG | FG | 3FG | FT | | | | | | | | | | | | | | | | | | | | | | | | | | | | | | | |
| 19-20 | 6.5 | 4.3 | 1.7 | .353 | .281 | .727 | | | | | | | | | | | | | | | | | | | | | | | | | | | | | | |
| 30 | MORGAN ROBINSON-NWAGWU | G | 5-8 | Fr. | Norcross, Ga. | Norcross HS | <table border="1"> <tr><td>Pts</td><td>Reb</td><td>Ast</td><td>Stl</td><td>Blk</td></tr> <tr><td>Season High</td><td>6</td><td>4</td><td>4</td><td>2</td></tr> <tr><td>Career High</td><td>6</td><td>4</td><td>4</td><td>2</td></tr> <tr><td>PPG</td><td>RPG</td><td>APG</td><td>FG</td><td>3FG</td><td>FT</td></tr> <tr><td>19-20</td><td>2.3</td><td>1.9</td><td>2.0</td><td>.226</td><td>.200</td><td>.533</td></tr> </table> | Pts | Reb | Ast | Stl | Blk | Season High | 6 | 4 | 4 | 2 | Career High | 6 | 4 | 4 | 2 | PPG | RPG | APG | FG | 3FG | FT | 19-20 | 2.3 | 1.9 | 2.0 | .226 | .200 | .533 | <p>LAST GAME (vs ALA): 4 reb, 3 ast, 1 stl</p> <ul style="list-style-type: none"> • Career-high 6 points, 2 steals vs. Florida (1/9) • Scored first AU points at UAB (11/21) • Ranked as No. 28 guard by ESPN • 1st-team all-state; regional player of the year |
| Pts | Reb | Ast | Stl | Blk | | | | | | | | | | | | | | | | | | | | | | | | | | | | | | | | |
| Season High | 6 | 4 | 4 | 2 | | | | | | | | | | | | | | | | | | | | | | | | | | | | | | | | |
| Career High | 6 | 4 | 4 | 2 | | | | | | | | | | | | | | | | | | | | | | | | | | | | | | | | |
| PPG | RPG | APG | FG | 3FG | FT | | | | | | | | | | | | | | | | | | | | | | | | | | | | | | | |
| 19-20 | 2.3 | 1.9 | 2.0 | .226 | .200 | .533 | | | | | | | | | | | | | | | | | | | | | | | | | | | | | | |
| 35 | NATALIE KELLY | F | 6-3 | So. | Albany, La. | Albany HS | <table border="1"> <tr><td>Pts</td><td>Reb</td><td>Ast</td><td>Stl</td><td>Blk</td></tr> <tr><td>Season High</td><td>3</td><td>2</td><td>-</td><td>1</td></tr> <tr><td>Career High</td><td>3</td><td>3</td><td>-</td><td>1</td></tr> <tr><td>PPG</td><td>RPG</td><td>SPG</td><td>FG</td><td>3FG</td><td>FT</td></tr> <tr><td>19-20</td><td>0.4</td><td>0.5</td><td>0.2</td><td>1.000</td><td>-</td><td>.500</td></tr> </table> | Pts | Reb | Ast | Stl | Blk | Season High | 3 | 2 | - | 1 | Career High | 3 | 3 | - | 1 | PPG | RPG | SPG | FG | 3FG | FT | 19-20 | 0.4 | 0.5 | 0.2 | 1.000 | - | .500 | <p>LAST GAME (vs ALA): 1 steal</p> <ul style="list-style-type: none"> • Scored career-high 3 pts vs. St. Joseph's • Appeared in 12 games as freshman • Scored first collegiate FG vs. UL-Lafayette (11/25/18) • Career-high 3 rebs vs. Samford, Alabama St. |
| Pts | Reb | Ast | Stl | Blk | | | | | | | | | | | | | | | | | | | | | | | | | | | | | | | | |
| Season High | 3 | 2 | - | 1 | | | | | | | | | | | | | | | | | | | | | | | | | | | | | | | | |
| Career High | 3 | 3 | - | 1 | | | | | | | | | | | | | | | | | | | | | | | | | | | | | | | | |
| PPG | RPG | SPG | FG | 3FG | FT | | | | | | | | | | | | | | | | | | | | | | | | | | | | | | | |
| 19-20 | 0.4 | 0.5 | 0.2 | 1.000 | - | .500 | | | | | | | | | | | | | | | | | | | | | | | | | | | | | | |

Inside the Matchup

Auburn vs. Georgia 19-30 (.388)

In Auburn: 11-10

--At Auburn Arena: 2-3

In Athens: 5-18

Neutral Sites: 3-2

Trend: Georgia has won 4 of the last 5 meetings

| | | | |
|---------------|---|------------|---------------------|
| Feb. 7, 1975 | L | 76-93 | Athens, Ga. |
| Feb. 16, 1980 | L | 71-79 | Athens, Ga. |
| Feb. 21, 1981 | W | 74-58 | Auburn |
| Feb. 26, 1982 | L | 65-66 | Lexington, Ky.* |
| Feb. 14, 1983 | W | 58-54 | Auburn |
| Feb. 15, 1984 | L | 68-84 | Athens, Ga. |
| Mar. 3, 1984 | L | 72-102 | Athens, Ga.* |
| Mar. 3, 1985 | W | 80-65 | Oxford, Miss.* |
| Jan. 18, 1986 | L | 61-95 | Auburn |
| Feb. 8, 1987 | L | 71-72 | Athens, Ga. |
| Mar. 7, 1987 | W | 83-57 | Albany, Ga.* |
| Feb. 10, 1988 | W | 89-70 | Auburn |
| Mar. 24, 1988 | W | 68-65 | Athens, Ga.@ |
| Feb. 25, 1989 | W | 86-76 | Athens, Ga. |
| Feb. 10, 1990 | W | 85-64 | Auburn |
| Feb. 23, 1991 | L | 66-70 | Athens, Ga. |
| Feb. 8, 1992 | W | 84-56 | Auburn |
| Feb. 7, 1993 | W | 82-56 | Athens, Ga. |
| Feb. 20, 1994 | L | 54-58 | Auburn |
| Feb. 19, 1995 | L | 56-78 | Athens, Ga. |
| Jan. 12, 1996 | L | 71-79 | Auburn |
| Jan. 11, 1997 | L | 55-82 | Athens, Ga. |
| Mar. 1, 1997 | W | 75-47 | Chattanooga, Tenn.* |
| Jan. 17, 1998 | L | 70-73 | Auburn |
| Jan. 17, 1999 | L | 78-96 | Athens, Ga. |
| Jan. 23, 2000 | L | 68-54 | Auburn |
| Jan. 20, 2001 | L | 60-77 | Athens, Ga. |
| Jan. 17, 2002 | L | 49-60 | Auburn |
| Feb. 9, 2003 | L | 67-78 | Athens, Ga. |
| Jan. 15, 2004 | W | 72-54 | Auburn |
| Jan. 16, 2005 | L | 56-71 | Athens, Ga. |
| Feb. 26, 2006 | L | 61-74 | Athens, Ga. |
| Feb. 18, 2007 | L | 55-62 | Auburn |
| Jan. 13, 2008 | W | 82-52 | Auburn |
| Feb. 24, 2008 | L | 56-68 | Athens, Ga. |
| Jan. 29, 2009 | L | 58-67 | Athens, Ga. |
| Feb. 22, 2009 | W | 65-59 | Auburn |
| Jan. 31, 2010 | W | 67-53 | Auburn |
| Feb. 24, 2011 | W | 63-58 | Athens, Ga. |
| Jan. 8, 2012 | L | 45-70 | Auburn |
| Feb. 7, 2013 | L | 58-61 | Athens, Ga. |
| Feb. 23, 2014 | W | 67-59 | Auburn |
| Jan. 11, 2015 | L | 52-57 | Auburn |
| Feb. 22, 2015 | W | 44-26 | Athens, Ga. |
| Jan. 28, 2016 | L | 30-63 | Athens, Ga. |
| Feb. 12, 2017 | L | 51-57 | Auburn |
| March 2, 2017 | L | 52-56 | Greenville, S.C.* |
| Jan. 21, 2018 | L | 48-60 | Athens, Ga. |
| Feb. 3, 2019 | W | 59-58 (OT) | Auburn |

*SEC Tournament
@ NCAA Tournament

Auburn Women's Basketball Quick Hitters

- This is the 50th meeting between Auburn and Georgia in women's basketball
- Georgia leads the series 30-19, including an 18-5 advantage in games played in Athens
- Auburn won last season's only meeting, a 59-58 overtime thriller at Auburn Arena
- Auburn's last win in Athens came in 2015, a 44-26 defensive struggle that sparked a four-game winning streak for the Tigers
- Unique Thompson has 14 double-doubles in 15 games this year, which leads the NCAA; she has 34 career double-doubles, which ranks 3rd in Auburn history
- Thompson has been named SEC Player of the Week twice this season, including most recently on Dec. 30
- Thompson's 738 career rebounds rank 2nd among active SEC players and 15th in Auburn history
- Thompson scored 31 points at TCU (12/7), her career-high and the 39th individual 30-point game in Auburn history
- Thompson's 31-point, 15-rebound effort was Auburn's first 30-15 game since Dec. 19, 2008, when DeWanna Bonner had 30 points and 16 rebounds vs. George Washington
- Senior Daisa Alexander scored her 1,000th career point in Auburn's win over Jacksonville State (12/28); she is the 34th Tiger to reach that milestone
- Alexander missed the last two games with an ankle injury suffered Jan. 5 vs. Arkansas
- Alexander's 193 career steals rank second among active SEC players; her 1,023 points are 7th among active players
- The Tigers have employed six different starting lineups this year; seven of 11 active players have drawn starts
- Auburn's 13 3-pointers vs. Drake (12/1) tied for the second-most in program history, one shy of the school record (14) set at Drake on Dec. 22 of last season; the Tigers followed that up with 12 at South Alabama, giving them 25 in a two-game span
- Freshman Lauren Hansen hit 7 3-pointers vs. Drake, one shy of the Auburn single-game record and the most by an Auburn player since Brandy Montgomery made 7 3-pointers at Florida on Jan. 1, 2017
- Hansen scored 24 points in the Drake game, a career-high and the most by an Auburn freshman since Unique Thompson scored 29 at Louisiana-Lafayette on Dec. 8, 2017
- Lauren Hansen and Annie Hughes both drew starts as true freshmen in the first three games of the season
- Against Wofford, Unique Thompson (25 pts) and Daisa Alexander (22 pts) gave Auburn its first game with two 20-point scorers since an overtime win over North Carolina last season (Dec. 21, 2018, in Myrtle Beach)
- Auburn is in its 49th season of women's basketball and has 942 program wins
- Auburn is one of two programs nationwide with two or fewer upperclassmen on the roster; 11 of the 13 players on the roster are freshmen or sophomores

Moving On Up (Auburn Career Milestone Watch) . . .

- **Unique Thompson** is 3rd in career double-doubles with 34 (C.C. Hayden); needs 4 to tie for 2nd (Lauretta Freeman, 38)
- **Unique Thompson** is 15th in career rebounds with 738, needs 11 to tie for 13th (C.C. Hayden & Kendall Mago, 749)
- **Unique Thompson** is 2nd in career rebounding average at 9.97; Marianne Merritt (1975-79) is 1st at 10.02
- **Unique Thompson** needs 46 points for 1,000 in her career
- **Daisa Alexander** is 9th in career 3-point FG made with 118; needs 29 to tie for 8th (Katie Frerking, 147)
- **Daisa Alexander** is 9th in career 3-point attempts with 349; needs 21 to tie for 8th (Kristen Mulligan, 370)
- **Daisa Alexander** needs 15 steals to enter the Auburn all-time top 10 (10th: DeWanna Bonner, 208)
- **Daisa Alexander** scored her 1,000th career point vs. Jacksonville State (12/28); needs 103 points to enter the Auburn top 30

INDIVIDUAL CATEGORY LEADERS

| Auburn | Georgia |
|------------------------|--|
| Unique Thompson - 16.9 | Points..... Gabby Connally - 12.6 |
| Unique Thompson - 12.1 | Rebounds Jenna Staiti - 5.8 |
| Daisa Alexander - 2.1 | Assists Gabby Connally - 3.9 |
| Daisa Alexander - 2.3 | Steals Gabby Connally - 1.8 |
| Erin Howard - 0.7 | Blocks Jenna Staiti - 1.3 |
| Unique Thompson - 31.2 | Minutes Played Gabby Connally - 32.6 |
| Unique Thompson - .604 | Field Goal Percentage Jenna Staiti - .493 |
| Lauren Hansen - .321 | 3-Point Percentage Gabby Connally - .342 |
| Daisa Alexander - .775 | Free-Throw Percentage Maya Caldwell - .905 |

OPENING TIP

» Auburn hits the road for the second time in SEC play as the Tigers travel to Athens, Ga., to face Georgia. Game time is 1 p.m. CT at Stegeman Coliseum with a national broadcast on ESPNU.

» Auburn is 6-9 overall, 0-4 in SEC play, dropping its last contest to Alabama 75-48 last Sunday.

» Georgia is 10-7 overall, 1-3 in SEC play; the Lady Bulldogs came up short at Tennessee last Sunday, 73-56.

LAST TIME OUT

» Unique Thompson recorded her 14th double-double of the season, but Alabama took advantage of a long cold stretch for Auburn as the Tigers fell 75-48 Sunday afternoon at Auburn Arena.

» The Tigers led by six at the end of one quarter and were tied 26-26 with just over two minutes to play in the second. But Auburn went scoreless over the next nine-plus minutes as Alabama used a 25-0 run to put the game out of reach.

» Thompson led Auburn with 16 points and 14 rebounds to give her 14 double-doubles in 15 games this year, which continues to lead the nation. But she was Auburn's only player in double-figures. Robyn Benton added nine points and three steals off the bench, and Lauren Hansen had four assists.

» The Tigers took 15 more shots than Alabama but made nine fewer. Alabama shot 51.9 percent (28-54) from the field, including 11-of-29 from 3-point range (37.9%) while Auburn was 19-of-69 from the field (27.5%) and 6-26 (23.1%) on 3-pointers. Alabama had one more rebound than Auburn, 39-38, and while Auburn forced 17 Alabama turnovers, the Tigers turned those into only 10 points.

UP NEXT

» The Tigers are back inside Auburn Arena next Thursday, Jan. 23, when Ole Miss visits The Plains. Game time is 6 p.m. CT.

AN AUBURN WIN WOULD...

» Snap a 4-game losing streak.

» Be Auburn's first win in Athens since 2015.

AUBURN-GEORGIA SERIES

» Auburn is 19-30 all-time against Georgia, including a 5-18 record in Athens. The Tigers' last win at Stegeman Coliseum was a 44-26 rock fight in 2015.

LAST MEETING: Feb. 3, 2019 (at Auburn)**Auburn 59, Georgia 58 (OT)**

» A furious rally to force overtime led and clutch free throws in the extra period led the Auburn women's basketball team to a 59-58 win over Georgia Sunday afternoon at Auburn Arena.

» The Tigers snapped a four-game skid against Georgia that dated to 2016 and rallied from a double-digit deficit for the second time in SEC play.

» After Auburn trailed by as many as 13 points in the fourth quarter, junior Crystal Primm hit a game-tying layup with 13 seconds left to send it to overtime at 49-49. The Tigers then went 6-for-6 at the free-throw line in overtime – including 4-for-4 from Primm in the final 34 seconds – and held off a last-second shot from Georgia to secure their first home SEC win of the season.

» With 15.6 seconds left in overtime and Auburn trailing 58-57 with the ball in the frontcourt, Janiah

McKay drove for what would have been the go-ahead layup. After she missed, Primm grabbed the rebound and was fouled on the put-back attempt. Both free throws were good, and after Georgia called timeout to advance, the Bulldogs' 3-point attempt missed and time expired to give the Tigers a stirring victory.

» Auburn overcame its worst shooting game of the season (30.4%) by forcing 28 Georgia turnovers – 11 in the fourth quarter alone – converting those into 22 points. The Tigers had a season-high 21 steals and out-rebounded Georgia 37-36.

SCOUTING GEORGIA

» Georgia is 10-7 on the season and 1-3 in SEC play. The Lady Bulldogs' lone league win came at Ole Miss in the SEC opener on Jan. 2.

» Georgia averages 64.1 points per game while holding opponents to 60.1. They are the top free throw-shooting team in the SEC at 73.8%.

» Gabby Connally leads the Lady Bulldogs with 12.6 points and 3.9 assists per game; she is also second in the SEC in free throws at 82.7%.

SCOUTING AUBURN

» The Tigers are among the most inexperienced teams in the country with just two upperclassmen on their 13-player roster. With four freshmen and seven sophomores, Auburn is one of just eight teams nationwide with three or fewer upperclassmen on its roster.

» Auburn averages 68.6 points per game but gives up 74.3; the Tigers lead the SEC with 10.9 steals per game.

» Junior forward Unique Thompson has 14 double-doubles through 15 games, averaging 16.9 points and 12.1 rebounds; she is the leading rebounder and fifth-leading scorer in the Southeastern Conference. She has 34 career double-doubles, which ranks 3rd in Auburn history and second among active SEC players.

» Senior guard Daisa Alexander is the Tigers' second-leading scorer, averaging 13.9 points/game. She scored her 1,000th career point against Jacksonville State on Dec. 28, becoming the 34th Tiger to reach that milestone. Alexander also ranks fifth in the SEC in steals (2.3/game). Alexander has missed the last two games with an ankle injury suffered Jan. 5 vs. Arkansas.

» Sophomore Brooke Moore gives Auburn a third player in double figures at 11.6 points/game. She is Auburn's leading scorer through four conference games at 12.5 points/game. She scored a season-high 20 points at South Alabama, hitting 4-of-6 3-point attempts

» Freshman Lauren Hansen earned her first career start at UAB on Nov. 21 in her second collegiate game. Hansen followed that up with an 18-point, 4-steal performance in a win over St. Joseph's, then a 24-point, 4-assist day against Drake where she made seven 3-pointers.

» Sophomore Robyn Benton made her season debut vs. Bethune-Cookman on Dec. 15, scoring 10 points along with two blocks. She missed the season's first nine games with injury.

» Freshman Annie Hughes and redshirt sophomore Kiyae' White earned their first career starts on opening night vs. Wofford. Both have played in all 14 games; White is Auburn's second-leading rebounder at 5.3/game.

» Auburn returned three starters (Daisa Alexander, Erin Howard, Unique Thompson) and

SEC STANDINGS & SCHEDULE

| | <i>(thru games of Jan. 16)</i> | | | | | |
|-----------------|--------------------------------|---|-------|-----------|----|------|
| | SEC Games | | | All Games | | |
| | W | L | Pct. | W | L | Pct. |
| Mississippi St. | 4 | 0 | 1.000 | 16 | 2 | .889 |
| South Carolina | 5 | 0 | 1.000 | 17 | 1 | .944 |
| Kentucky | 4 | 1 | .800 | 15 | 2 | .882 |
| Tennessee | 4 | 1 | .800 | 14 | 3 | .824 |
| LSU | 3 | 2 | .600 | 13 | 4 | .765 |
| Arkansas | 2 | 2 | .500 | 14 | 3 | .824 |
| Texas A&M | 2 | 2 | .500 | 14 | 3 | .824 |
| Vanderbilt | 2 | 2 | .500 | 12 | 5 | .706 |
| Florida | 2 | 3 | .400 | 11 | 7 | .611 |
| Alabama | 1 | 3 | .250 | 11 | 6 | .647 |
| Georgia | 1 | 3 | .250 | 10 | 7 | .588 |
| Missouri | 1 | 4 | .200 | 4 | 14 | .222 |
| AUBURN | 0 | 4 | .000 | 6 | 9 | .400 |
| Ole Miss | 0 | 4 | .000 | 7 | 10 | .412 |

Thursday, Jan. 16

*Tennessee 78, Florida 50
 *Mississippi State 64, LSU 60
 *Kentucky 76, Texas A&M 54
 *South Carolina 78, Missouri 45

Sunday, Jan. 19

*Auburn at Georgia, 1 p.m. (ESPNU)
 *Kentucky at LSU, 1 p.m. (SECN)
 *Missouri at Ole Miss, 2 p.m. (SEC+)
 *Florida at Texas A&M, 3 p.m. (SECN)
 *Arkansas at Vanderbilt, 5 p.m. (SECN)



Monday, Jan. 20

*Mississippi State at South Carolina, 6 p.m. (ESPN2)
 *Alabama at Tennessee, 6 p.m. (SECN)

Thursday, Jan. 23

Tennessee at Connecticut, 6 p.m. (ESPN)
 *Ole Miss at Auburn, 6 p.m. (SEC+)
 *Georgia at Arkansas, 6 p.m. (SECN)
 *Texas A&M at Alabama, 7 p.m. (SEC+)
 *Mississippi State at Vanderbilt, 8 p.m. (SECN)

Inside the Numbers

| CATEGORY |  |  |
|-------------------|---|---|
| | AUBURN | GEORGIA |
| Points Per Game | 68.6 | 64.1 |
| Scoring Margin | -5.7 | +4.1 |
| Field Goal % | 40.7% | 41.1% |
| Opp. Field Goal % | 46.9% | 37.5% |
| 3 pt Field Goal % | 28.8% | 28.0% |
| Opp. 3FG % | 37.5% | 34.6% |
| Rebounds | 35.9 | 38.9 |
| Opp. Rebounds | 33.1 | 35.9 |
| Rebound Margin | +2.7 | +2.9 |
| Turnovers | 17.4 | 17.5 |
| Opp. Turnovers | 17.7 | 16.7 |
| Steals | 10.9 | 7.5 |
| Opp. Steals | 8.4 | 8.2 |
| Blocks | 2.1 | 3.7 |
| Opp. Blocks | 2.2 | 3.5 |

Associated Press Top 25

(Week 10: Jan. 13)

| Rk | Team | Record | Prev |
|----|---------------------|--------|------|
| 1 | South Carolina (20) | 16-1 | 4 |
| 2 | Baylor (7) | 13-1 | 5 |
| 3 | Stanford (1) | 15-1 | 3 |
| 4 | Connecticut | 13-1 | 1 |
| 5 | Louisville (2) | 16-1 | 7 |
| 6 | Oregon | 13-2 | 2 |
| 7 | UCLA | 16-0 | 8 |
| 8 | Oregon State | 15-1 | 3 |
| 9 | NC State | 15-1 | 9 |
| 10 | Mississippi State | 16-2 | 13 |
| 11 | Kentucky | 14-2 | 14 |
| 12 | Texas A&M | 14-2 | 10 |
| 13 | Florida State | 15-2 | 11 |
| 14 | DePaul | 15-2 | 15 |
| 15 | Indiana | 14-3 | 12 |
| 16 | Gonzaga | 16-1 | 16 |
| 17 | West Virginia | 13-1 | 19 |
| 18 | Arizona State | 13-4 | NR |
| 19 | Missouri State | 14-2 | 20 |
| 20 | Maryland | 12-4 | 17 |
| 21 | Arizona | 13-3 | 18 |
| 22 | Iowa | 13-3 | NR |
| 23 | Arkansas | 14-3 | 21 |
| 24 | Tennessee | 13-3 | 23 |
| 25 | South Dakota | 15-2 | 22 |

Also receiving votes: Princeton, Northwestern, Rutgers, Georgia Tech, Florida Gulf Coast.

USA TODAY Coaches' Top 25

(Week 10: Jan. 14)

| Rk | Team | Record | Prev |
|-----|---------------------|--------|------|
| 1 | Baylor (16) | 13-1 | 6 |
| 2 | South Carolina (12) | 16-1 | 5 |
| 3 | Stanford (2) | 16-1 | 4 |
| 4 | Louisville (1) | 16-1 | 7 |
| 5 | Connecticut | 13-1 | 1 |
| 6 | Oregon | 13-2 | 2 |
| 7 | Oregon State (1) | 15-1 | 3 |
| 8 | UCLA | 16-0 | 9 |
| 9 | Mississippi State | 15-2 | 12 |
| 10 | NC State | 15-1 | 8 |
| 11 | Kentucky | 14-2 | 14 |
| 12 | Texas A&M | 14-2 | 10 |
| 13t | Florida State | 15-2 | 11 |
| 13t | Gonzaga | 16-1 | 15 |
| 15 | DePaul | 15-2 | 17 |
| 16 | Indiana | 14-3 | 13 |
| 17 | Missouri State | 14-2 | 18 |
| 18 | West Virginia | 13-1 | 20 |
| 19 | Arizona State | 13-4 | NR |
| 20 | Maryland | 12-4 | 16 |
| 21 | South Dakota | 15-2 | 22 |
| 22 | Arizona | 13-3 | 19 |
| 23 | Arkansas | 14-3 | 21 |
| 24 | Iowa | 13-3 | NR |
| 25 | Tennessee | 13-3 | 24 |

Also receiving votes: Princeton, Florida Gulf Coast, Northwestern, Georgia Tech, Rutgers, Creighton, Stony Brook.

four other letterwinners from its 2018-19 team that finished 22-10 overall, 9-7 in SEC play, and advanced to the NCAA Tournament for the third time in four seasons.

SEEING DOUBLE

» Junior Unique Thompson has 34 career double-doubles, which ranks 3rd in Auburn history. She is 14-for-15 this season.

» Thompson is the national leader with 14 double-doubles this year and had the longest streak of the season nationally with 12 in her first 12 games.

» From the final game of last season through the Arkansas game on Jan. 6, Thompson had double-doubles in 13 consecutive games, which is the second-longest streak in Auburn history (Lauretta Freeman, 18, 1992-93).

» Thompson is second among active SEC players in career double-doubles (as of Jan. 16):

| Player (School) | 19-20 | Career |
|---------------------------|-------|--------|
| Ayana Mitchell (LSU) | 8 | 35 |
| Unique Thompson (Auburn) | 14 | 34 |
| Rennia Davis (Tennessee) | 7 | 25 |
| Ciera Johnson (Texas A&M) | 5 | 17 |
| N'dea Jones (Texas A&M) | 7 | 17 |

ACROSS THE DIVISIONS

» How does Unique Thompson's double-double prowess stack up across all divisions of college basketball? A comparison between the leaders in every division, men's and women's (as of 1/16):

| Player (School) | Division | 19-20 |
|-----------------------------------|----------|-------|
| Nathan Knight (William & Mary) | D1 Men | 15 |
| Unique Thompson (Auburn) | D1 Women | 14 |
| Danielle Norquest (West Florida) | D2 Women | 13 |
| Andrew Sischo (Daemen) | D2 Men | 13 |
| Sekou Sylla (Saint Rose) | D2 Men | 13 |
| Mike Rapoza (Anna Maria) | D3 Men | 13 |
| Katie Garrish (Southern Virginia) | D3 Women | 12 |

MORE ABOUT UNIQUE

» Through games of Jan.16, Unique Thompson leads the NCAA in offensive rebounds per game (5.3) and is fourth overall in rebounding (12.1). She leads the SEC in both categories. Thompson is also 14th nationally and 2nd in the SEC in field goal percentage (60.4%).

» Thompson's 31-point, 16-rebound game at TCU (12/7) was her first 30-point effort and the first for Auburn since Katie Frerking scored 32 at Texas A&M in 2017. It was the first 30/15 game by an Auburn player since DeWanna Bonner vs. George Washington in 2008.

AUBURN HONOR ROLL

» Auburn senior Daisa Alexander and junior Unique Thompson were selected to the Preseason All-SEC Second Team by the league's coaches.

» Thompson was also selected to the All-SEC Second Team by a panel of regional and national media.

» Thompson is on the Katrina McClain Award Watch List. The Katrina McClain Award is presented to the top power forward in the country by the WBCA and the Basketball Hall of Fame.

» Thompson was named SEC Player of the Week on Nov. 26 after her performances against UAB and St. Joseph's.

» Thompson earned a second SEC Player of the Week nod after a 20-point, 10-rebound effort against Jacksonville State on Dec. 28.

» The Tigers were picked to finish seventh in the SEC by the media and eighth by the coaches.

RAINING THREES

» Auburn set a school record for single-season 3-pointers last season, making 193 in 32 games (6.0/game) for the year.

» So far this year, Auburn has made 96 3-pointers through 15 games (6.4 avg) and made a season-best 13 against Drake on Dec. 1, one shy of tying the school record set vs. Elon last season. The Tigers followed that up with 12 at South Alabama, giving them 25 over a 2-game span.

» Freshman Lauren Hansen made 7 3-pointers in that Drake game, coming within one of the Auburn single-game record (8, Tiffany Krantz vs. Troy, Nov. 21, 1997) and making the most 3-pointers since Brandy Montgomery had 7 at Florida on Jan. 1, 2017.

GAMES WITH 10 OR MORE 3-POINTERS (Since 2000)

| 3FG | Opponent | Date | Result |
|-----|------------------|----------|--------------|
| 14 | at Elon | 12/22/18 | W 96-44 |
| 13 | vs. Drake | 12/1/19 | L 82-83 |
| 13 | Oklahoma | 12/2/18 | W 95-79 |
| 12 | at South Alabama | 12/4/19 | W 82-62 |
| 12 | Colgate | 12/5/07 | W 82-75 |
| 11 | at Florida | 1/1/17 | W 82-75 |
| 11 | Winthrop | 12/16/15 | W 76-33 |
| 10 | UAB | 11/13/15 | W 85-71 |
| 10 | vs. Maine | 11/9/12 | W 71-41 |
| 10 | Alabama | 2/23/12 | W 81-40 |
| 10 | Belmont | 11/15/11 | W 80-53 |
| 10 | Marist | 12/21/11 | L 61-69 |
| 10 | Iowa State | 12/28/01 | L 80-75 (OT) |

ON THIS DATE

» Auburn is 9-4 all-time on Jan. 19. The last game on this date was a 79-61 win over Tennessee at home in 2017.

YOUTH WILL BE SERVED

» With just two upperclassmen on a roster of 13 players (11 of whom are eligible this season), Auburn has one of the youngest and most inexperienced teams in all of college basketball. In fact, Auburn is one of just two teams nationwide with two or fewer upperclassmen on their roster.

| School | Upperclassmen | % of Active Roster |
|---------------------|---------------|--------------------|
| Auburn | 2 | 18.2% (2/11) |
| Coppin State | 2 | 18.2% (2/11) |
| Grand Canyon | 3 | 20.0% (3/15) |
| Colorado | 3 | 23.1% (3/13) |
| Ohio State | 3 | 23.1% (3/13) |
| Oklahoma | 3 | 25.0% (3/12) |
| South Carolina | 3 | 25.0% (3/12) |
| Southern California | 3 | 25.0% (3/12) |

WORKING OVERTIME

» Auburn played its first overtime game of the season and the 42nd in program history on Nov. 30 when the Tigers defeated Dayton 76-74 in Estero, Fla., at the Gulf Coast Showcase. Erin Howard tipped in a shot at the buzzer to force the OT period after the Tigers had trailed by as many as 13 at halftime.

» Auburn is 22-20 all-time in overtime and has won three straight OT games. The Tigers are 6-4 in the Coach Flo era in overtime games.

OVERTIME GAMES UNDER COACH FLO

| Date | Opponent | Location | Result |
|----------|----------|--------------|---------|
| 11/30/19 | Dayton | Estero, Fla. | W 76-74 |
| 2/3/19 | Georgia | Auburn | W 59-58 |

| | | | |
|----------|----------------|--------------------|---------------|
| 12/20/18 | North Carolina | Myrtle Beach, S.C. | W 86-81 |
| 2/20/17 | Alabama | Auburn | L 61-63 |
| 12/18/16 | Virginia Tech | Auburn | L 87-92 |
| 1/24/16 | Arkansas | Auburn | W 71-60 |
| 12/13/15 | Marquette | Milwaukee, Wis. | L 69-70 |
| 11/28/15 | Minnesota | Guaynabo, P.R. | W 81-79 |
| 3/2/14 | Ole Miss | Oxford, Miss. | L 71-73 |
| 2/27/14 | Alabama | Auburn | (2OT) W 70-65 |

STARTING ON DAY ONE

» Freshman Annie Hughes became the seventh Auburn freshman since 2005 to earn a start in her collegiate debut. She was the third under Terri Williams-Flournoy and the seventh since 2005 to be in the starting lineup on night one.

| Year | Freshman Starter | Opponent | Stats |
|------|------------------|--------------|---------------|
| 2019 | Annie Hughes | Wofford | 10 pts, 4 ast |
| 2017 | Unique Thompson | @Va. Tech | 9 pts, 16 reb |
| 2013 | Katie Frerking | Ga. Southern | 8 pts, 3 reb |
| 2011 | Hasina Muhammad | @Mercer | 12 pts, 2 reb |
| 2008 | Morgan Jennings | @Ala. A&M | 4 pts, 4 reb |
| 2005 | Sherell Hobbs | UT Pan-Am. | 6 pts, 5 reb |
| 2005 | DeWanna Bonner | UT Pan-Am. | 19 pts, 4 reb |

NEW FACES

» Auburn welcomes six newcomers to the roster for 2019-20, four freshmen and two sophomore transfers.

» Joining the Tigers and eligible to play this season are Lauren Hansen (G, 5-8, Long Island, N.Y.); Annie Hughes (G, 5-9, Dutton, Ala.); Morgan Robinson-Nwagwu (G, 5-8, Norcross, Ga.) and Sania Wells (G, 5-7, Moss Point, Miss.)

» Two transfers will also be on the Tigers' roster but ineligible to play this season. Jala Jordan (F, 6-2, Philadelphia, Pa.), joined the Tigers this summer after transferring from West Virginia. And Honesty Scott-Grayson (G, 5-9, Brick, N.J.) enrolled in August after transferring from Baylor. Both players will have three years of eligibility beginning with the 2020-21 season.

TIGERS IN THE PROS

» DeWanna Bonner completed her 10th season in the WNBA in 2019, all with the Phoenix Mercury. Bonner was selected as an All-Star for the third time in her last four seasons, averaging 17.2 points, a career-best 7.6 rebounds, 2.7 assists and 1.3 steals per game while starting all 34 games for the Mercury. She is also playing overseas for Dynamo Kursk in Russia.

» Brandy Montgomery is playing in Europe for her third season, currently on the roster of Last year, she played in Luxembourg for Ezzella Ettlbruck, averaging a team-best 21.4 points per game. In 2017-18, she played for Visby in Sweden, averaging 16.3 points, 5.1 rebounds and 1.8 assists while helping her team to the league semifinals.

AQUILA DI GUERRA

» Auburn's women's basketball team spent nine days in Italy in August, playing three exhibition games and touring sites across the country in Rome, Florence, Milan, Pisa, Bellagio and others. The Tigers dropped their first game to the Netherlands National Team and fell short in two other games against a professional European all-star team.

Auburn in the SEC & NCAA Stats*(Thru games of 1/16/20)*

| Category | Value | SEC | NCAA |
|----------------------|-------|------|-------|
| Scoring Offense | 68.6 | 9th | 127th |
| Scoring Defense | 74.3 | 14th | 330th |
| Scoring Margin | -5.7 | 13th | 264th |
| Field Goal Pct. | .407 | 12th | 133rd |
| Field Goal Pct. Def. | .469 | 14th | 343rd |
| 3-pt FG Pct. | .288 | 12th | 257th |
| 3-pt FG Pct. Def. | .375 | 14th | 342nd |
| Free Throw Pct. | .678 | 8th | 199th |
| Rebounds | 35.9 | 11th | 265th |
| Rebound Margin | +2.7 | 10th | 114th |
| Off. Rebounds | 13.7 | 7th | -- |
| Def. Rebounds | 22.2 | 13th | -- |
| Assists | 11.9 | 13th | 245th |
| Assist/Turnover | 0.7 | 13th | 255th |
| Blocks | 2.1 | 13th | 289th |
| Turnover Margin | +0.3 | 7th | 168th |
| Turnovers Forced | 17.7 | 4th | 119th |
| Steals | 10.9 | 1st | 26th |

INDIVIDUALS (All Games)**Scoring**

| | | | |
|-----------------|------|------|------|
| Unique Thompson | 16.9 | 5th | 77th |
| Daisa Alexander | 13.9 | 12th | -- |
| Brooke Moore | 11.6 | 30th | -- |

Rebounding

| | | | |
|-----------------|------|-----|-----|
| Unique Thompson | 12.1 | 1st | 4th |
|-----------------|------|-----|-----|

Field Goal Pct.

| | | | |
|-----------------|------|------|-------|
| Unique Thompson | .604 | 2nd | 14th |
| Daisa Alexander | .432 | 14th | 208th |

Free Throw Pct.

| | | | |
|-----------------|------|------|----|
| Unique Thompson | .689 | 11th | -- |
|-----------------|------|------|----|

Steals

| | | | |
|-----------------|-----|------|-------|
| Daisa Alexander | 2.3 | 5th | 64th |
| Unique Thompson | 1.8 | 10th | 228th |
| Erin Howard | 1.7 | 12th | -- |

3-Point FG Made

| | | | |
|---------------|-----|------|----|
| Lauren Hansen | 1.8 | 8th | -- |
| Brooke Moore | 1.5 | 14th | -- |

Offensive Rebounds

| | | | |
|-----------------|-----|-----|-----|
| Unique Thompson | 5.3 | 1st | 1st |
|-----------------|-----|-----|-----|

Defensive Rebounds

| | | | |
|-----------------|-----|-----|----|
| Unique Thompson | 6.8 | 2nd | -- |
|-----------------|-----|-----|----|

Double-Doubles

| | | | |
|-----------------|----|-----|-----|
| Unique Thompson | 14 | 1st | 1st |
|-----------------|----|-----|-----|

Auburn Career Record Updates

Auburn Career Scoring

| No. | Player | Years | Points |
|-----|------------------------|---------------------|--------------|
| 1. | DeWanna Bonner | 2005-09 | 2,162 |
| 2. | Becky Jackson | 1980-84 | 2,068 |
| 3. | Vickie Orr | 1985-89 | 2,035 |
| 4. | Marianne Merritt | 1975-79 | 1,979 |
| 5. | Carolyn Jones | 1988-91 | 1,831 |
| 6. | Natasha Brackett | 2001-05 | 1,716 |
| 7. | Janiah McKay | 2015-present | 1,647 |
| 8. | Brandy Montgomery | 2013-17 | 1,644 |
| 9. | Mae Ola Bolton | 1984-88 | 1,616 |
| 10. | Alli Smalley | 2007-11 | 1,601 |
| 11. | Angie Hannah | 1978-82 | 1,583 |
| 12. | Tyrese Tanner | 2010-14 | 1,515 |
| 13. | Le'Co'e Willingham | 1999-03 | 1,475 |
| 14. | Lori Monroe | 1979-83 | 1,415 |
| 15. | Tasha Hamilton | 1997-01 | 1,402 |
| 16. | Sherell Hobbs | 2005-09 | 1,372 |
| 17. | Linda Godby | 1986-90 | 1,365 |
| 18. | Tra'Ce'e Tanner | 2012-16 | 1,327 |
| 19. | Debra Larkin | 1981-85 | 1,310 |
| 20. | C.C. Hayden | 1989-92 | 1,306 |
| 21. | Katie Frerking | 2013-17 | 1,271 |
| 22. | Conswella Sparrow | 1997-00 | 1,249 |
| 23. | Blanche Alverson | 2009-13 | 1,244 |
| 24. | Brenda Hill | 1981-85 | 1,222 |
| 25. | Monique Morehouse | 1992-96 | 1,191 |
| 26. | Lauretta Freeman | 1989-93 | 1,188 |
| 27. | Hasina Muhammad | 2001-15 | 1,184 |
| | Sharon Stewart | 1984-88 | 1,184 |
| 29. | Ruthie Bolton | 1985-89 | 1,176 |
| 30. | Tiffany Krantz | 1996-00 | 1,136 |
| -- | Daisa Alexander | 2016-present | 1,023 |
| -- | Unique Thompson | 2017-present | 954 |

Auburn Career Rebounding

| No. | Player | Years | Rebounds |
|-----|------------------------|---------------------|------------|
| 1. | Becky Jackson | 1980-84 | 1,118 |
| 2. | DeWanna Bonner | 2005-09 | 1,047 |
| 3. | Lori Monroe | 1979-83 | 1,015 |
| 4. | Vickie Orr | 1985-89 | 1,006 |
| 5. | Lauretta Freeman | 1989-93 | 976 |
| 6. | Marianne Merritt | 1975-79 | 972 |
| 7. | Le'Co'e Willingham | 1999-03 | 927 |
| 8. | Monique Morehouse | 1992-96 | 792 |
| 9. | Jordan Greenleaf | 2006-11 | 761 |
| | Charlene Thomas | 1984-87 | 761 |
| 11. | Tra'Ce'e Tanner | 2012-16 | 758 |
| 12. | Sharon Stewart | 1984-88 | 757 |
| 13. | C.C. Hayden | 1989-92 | 749 |
| | Kendall Mago | 1988-92 | 749 |
| 15. | Unique Thompson | 2017-present | 738 |
| 16. | Tasha Hamilton | 1997-01 | 663 |
| | Mae Ola Bolton | 1984-88 | 653 |
| 18. | Marita Payne | 2002-06 | 630 |
| 19. | Katie Frerking | 2013-17 | 627 |
| 20. | Sherell Hobbs | 2005-09 | 612 |
| 21. | Brenda Hill | 1982-85 | 604 |
| 22. | Blanche Alverson | 2009-13 | 602 |
| 23. | KeKe Carrier | 2005-10 | 600 |
| 24. | Angie Hannah | 1978-82 | 588 |
| | Linda Godby | 1986-90 | 580 |
| 26. | Tyrese Tanner | 2010-14 | 572 |
| | Conswella Sparrow | 1997-00 | 572 |
| 28. | Diann McNeil | 1984-88 | 498 |
| 29. | Samantha Williams | 1991-96 | 495 |
| | Hasina Muhammad | 2011-15 | 494 |

Auburn Career Rebounding Average

| No. | Player | Years | RPG |
|-----|------------------------|---------------------|-------------|
| 1. | Marianne Merritt | 1975-79 | 10.02 |
| 2. | Unique Thompson | 2017-present | 9.97 |
| 3. | Becky Jackson | 1980-84 | 9.6 |
| 4. | DeWanna Bonner | 2005-09 | 8.3 |
| 5. | Lori Monroe | 1979-83 | 7.9 |
| 6. | C.C. Hayden | 1989-92 | 7.8 |
| 7. | Vickie Orr | 1985-89 | 7.7 |
| | Le'Co'e Willingham | 1999-03 | 7.7 |
| 9. | Mae Ola Bolton | 1984-88 | 6.8 |
| 10. | Monique Morehouse | 1992-96 | 6.8 |

Auburn Career Double-Doubles

| No. | Player | Years | D-Ds |
|-----|------------------------|---------------------|-----------|
| 1. | DeWanna Bonner | 2005-09 | 40 |
| 2. | Lauretta Freeman | 1989-93 | 38 |
| 3. | Unique Thompson | 2017-present | 34 |
| 4. | C.C. Hayden | 1989-92 | 30 |
| 5. | Le'Co'e Willingham | 1999-04 | 29 |
| 6. | Vickie Orr | 1985-89 | 27 |
| 7. | Monique Morehouse | 1992-96 | 24 |
| 8. | Becky Jackson | 1980-84 | 19 |
| 9. | Conswella Sparrow | 1997-00 | 15 |
| 10. | Tra'Ce'e Tanner | 2012-16 | 14 |
| 11. | Tasha Hamilton | 1997-01 | 13 |
| | Sharon Stewart | 1984-88 | 13 |
| 13. | Daniellette Coleman | 1992-94 | 12 |
| | Marita Payne | 2002-06 | 12 |
| 15. | Whitney Boddie | 2005-09 | 11 |
| | KeKe Carrier | 2005-10 | 11 |
| 17. | Tia Miller | 2001-04 | 8 |
| | Tara Williams | 1995-97 | 8 |
| 19. | Katie Frerking | 2013-17 | 7 |
| | Linda Godby | 1986-90 | 7 |
| | Laticia Morris | 1995-97 | 7 |
| | Mandisa Stevenson | 2002-04 | 7 |
| | Tyrese Tanner | 2010-14 | 7 |
| 24. | Justine Agbatan | 1995-98 | 6 |
| | Brenda Hill | 1982-83 | 6 |
| | Kendall Mago | 1988-92 | 6 |
| | Samantha Williams | 1991-96 | 6 |
| 28. | Ruthie Bolton | 1985-89 | 5 |
| | Jordan Greenleaf | 2006-11 | 5 |

Auburn Career 3-Point Attempts

| No. | Player | Years | 3FGA |
|-----|------------------------|---------------------|------------|
| 1. | Brandy Montgomery | 2013-17 | 688 |
| 2. | Alli Smalley | 2007-11 | 637 |
| 3. | Blanche Alverson | 2009-13 | 618 |
| 4. | Natasha Brackett | 2001-05 | 545 |
| 5. | Tiffany Krantz | 1996-00 | 520 |
| 6. | Katie Frerking | 2013-17 | 518 |
| 7. | Samantha Williams | 1992-96 | 500 |
| 8. | Kristen Mulligan | 1992-96 | 370 |
| 9. | Daisa Alexander | 2016-present | 349 |
| 10. | Shana Askew | 1997-01 | 332 |

Auburn Career 3-Point FG Made

| No. | Player | Years | 3FGM |
|-----|------------------------|---------------------|------------|
| 1. | Alli Smalley | 2007-11 | 219 |
| 2. | Blanche Alverson | 2009-13 | 213 |
| 3. | Brandy Montgomery | 2013-17 | 205 |
| 4. | Tiffany Krantz | 1996-00 | 184 |
| 5. | Natasha Brackett | 2001-05 | 171 |
| 6. | Samantha Williams | 1992-96 | 161 |
| 7. | Kristen Mulligan | 1992-96 | 149 |
| 8. | Katie Frerking | 2013-17 | 147 |
| 9. | Daisa Alexander | 2016-present | 118 |
| 10. | Carolyn Jones | 1988-91 | 103 |

Auburn Career Steals

| No. | Player | Years | Steals |
|-----|------------------------|---------------------|------------|
| 1. | Mae Ola Bolton | 1985-88 | 282 |
| 2. | Kristen Mulligan | 1993-96 | 253 |
| 3. | Ruthie Bolton | 1986-89 | 246 |
| 4. | Debra Larkin | 1982-85 | 242 |
| 5. | Helene Baroody | 1984-87 | 240 |
| 6. | Katie Frerking | 2013-17 | 234 |
| 7. | Sherell Hobbs | 2005-09 | 231 |
| 8. | Janiah McKay | 2015-19 | 223 |
| | Hasina Muhammad | 2011-15 | 223 |
| 10. | DeWanna Bonner | 2005-09 | 208 |
| -- | Daisa Alexander | 2016-present | 193 |

TIGERS' RECORD WHEN...

| | 2019-20 | Under Coach Flo |
|--|---------|--------------------|
| At Home..... | 4-4 | 74-38 |
| On the Road..... | 1-3 | 36-55 |
| At a Neutral Site..... | 1-2 | 20-17 |
| When wearing white..... | 5-6 | 75-34 |
| When wearing orange..... | 0-0 | 7-10 |
| When wearing blue..... | 1-3 | 42-62 |
| When wearing pink..... | 0-0 | 6-4 |
| Leading at the half..... | 5-0 | 102-22 |
| Trailing at the half..... | 1-9 | 28-82 |
| Tied at the half..... | 0-0 | 0-6 |
| Scores 100+ points..... | 0-0 | 0-0 |
| Scores 90-99 points..... | 0-0 | 6-0 |
| Scores 80-89 points..... | 2-1 | 27-2 |
| Scores 70-79 points..... | 2-3 | 38-9 |
| Scores 60-69 points..... | 2-2 | 39-29 |
| Scores fewer than 60 points..... | 0-3 | 18-70 |
| Holds opponent to 41-50 points..... | 0-0 | 31-3 |
| Holds opponent to 31-40 points..... | 0-0 | 7-0 |
| Holds opponent to under 30 points..... | 0-0 | 2-0 |
| Force 25 or more turnovers..... | 1-1 | 52-10 |
| Shoots 50% FG or better..... | 2-1 | 33-3 |
| Shoots 40-49% FG..... | 3-3 | 66-30 |
| Shoots 39.9% or under FG..... | 1-5 | 30-78 |
| Holds opponent under 30% FG..... | 0-0 | 25-2 |
| Shoots higher FG% than opponent..... | 4-1 | 102-22 |
| Shoots lower FG% than opponent..... | 2-8 | 28-83 |
| Shoots same FG% as opponent..... | 0-0 | 0-3 |
| Shoots higher FT% than opponent..... | 2-2 | 55-38 |
| Shoots lower FT% than opponent..... | 3-7 | 72-71 |
| Shoots same FT% as opponent..... | 1-0 | 2-2 |
| Out-rebounds opponent..... | 5-3 | 81-30 |
| Out-rebounded by opponent..... | 1-6 | 43-79 |
| Tied in rebounds..... | 0-0 | 5-2 |
| Versus ranked opponent..... | 0-1 | 5-49 |
| In overtime..... | 1-0 | 6-4 |
| Games decided by 3 points or less..... | 2-1 | 14-17 |
| Games decided by 4-5 points..... | 1-1 | 13-14 |
| Games decided by 6-10 points..... | 1-0 | 30-29 |
| Games decided by 11-20 points..... | 2-3 | 36-30 |
| Games decided by 21-30 points..... | 0-4 | 23-14 |
| Games decided by 30+ points..... | 0-0 | 14-6 |
| On Television/Digital..... | 5-5 | 67-73 |
| In November..... | 3-3 | 33-16 |
| In December..... | 3-2 | 41-10 |
| In January..... | 0-3 | 17-40 |
| In February..... | 0-0 | 23-29 |
| In March..... | 0-0 | 13-13 |

2019-20 Auburn Superlatives...

First Half

| | |
|---|---|
| Most points scored in the first quarter..... | 25, at UAB (11/21/19) |
| Most points scored in the second quarter..... | 24, vs. Wofford (11/6/19) & vs. Drake (12/1/19) |
| Most points scored in the first half..... | 42 vs. Drake (12/1/19) |
| Fewest points scored in the first half..... | 18 at Vanderbilt (1/2/20) |
| Fewest points allowed in the first half..... | 18 vs. Jacksonville State (12/28/19) |
| Most points allowed in the first half..... | 47 at Vanderbilt (1/2/20) |
| Best FG % in the first half..... | .552, at UAB (11/21/19) |
| Worst FG % in the first half..... | .233 at Vanderbilt (1/2/20) |
| Best FG % by an opponent in the first half..... | .679 at Vanderbilt (1/2/20) |
| Worst FG % by an opponent in the first half..... | .261 vs. Jacksonville State (12/28/19) |
| Most rebounds in the first half..... | 25, vs. Wofford (11/6/19) |
| Fewest rebounds in the first half..... | 10, 3x; last vs. Florida (1/9/20) |
| Most rebounds by an opponent in the first half..... | 27 at TCU (12/7/19) |
| Fewest rebounds by an opponent in the first half..... | 11, vs. Old Dominion (11/14/19) & at UAB (11/21/19) |

Second Half

| | |
|--|--|
| Most points scored in the third quarter..... | 25, vs. Dayton (11/30/19) |
| Most points scored in the fourth quarter..... | 26, vs. Wofford (11/6/19) & at South Alabama (12/4/19) |
| Most points scored in an overtime period..... | 13, vs. Dayton (11/30/19) |
| Most points scored in the second half..... | 49, vs. Wofford (11/6/19) |
| Fewest points scored in the second half..... | 22 vs. Alabama (1/12/20) |
| Fewest points allowed in the second half..... | 25 vs. Bethune-Cookman (12/15/19) |
| Most points allowed in the second half..... | 58, vs. Wofford (11/6/19) |
| Best FG % in the second half..... | .652 vs. Bethune-Cookman (12/15/19) |
| Worst FG % in the second half..... | .286 vs. Alabama (1/12/20) |
| Best FG % by an opponent in the second half..... | .692, vs. Old Dominion (11/14/19) |
| Worst FG % by an opponent in the second half..... | .241 vs. Bethune-Cookman (12/15/19) |
| Most rebounds in the second half..... | 24 vs. Bethune-Cookman (12/15/19) |
| Fewest rebounds in the second half..... | 15 vs. Alabama (1/12/20) |
| Most rebounds by an opponent in the second half..... | 22 at TCU (12/7/19) |
| Fewest rebounds by an opponent in the second half..... | 9 vs. Bethune-Cookman (12/15/19) |

Game

| | |
|-------------------------------------|--|
| Most points scored..... | 84, vs. Wofford (11/6/19) |
| Fewest points scored..... | 48 vs. Alabama (1/12/20) |
| Most points allowed..... | 89, vs. Old Dominion (11/14/19) |
| Fewest points allowed..... | 54 vs. Jacksonville State (12/28/19) |
| Best FG %..... | .533 at South Alabama (12/4/19) |
| Worst FG %..... | .275 vs. Alabama (1/12/20) |
| Best FG % by an opponent..... | .615 vs. Florida (1/9/20) |
| Worst FG % by an opponent..... | .339 vs. Bethune-Cookman (12/15/19) |
| Most rebounds..... | 47, vs. Wofford (11/6/19) |
| Fewest rebounds..... | 29 vs. Middle Tennessee (11/29/19) & vs. Drake (12/1/19) |
| Most rebounds by an opponent..... | 49 at TCU (12/7/19) |
| Fewest rebounds by an opponent..... | 24 vs. Drake (12/1/19) |

Miscellaneous

| | |
|---|--|
| Highest-scoring quarter..... | 26, 4Q vs. Wofford (11/6/19) & 4Q at South Alabama (12/4/19) |
| Lowest-scoring quarter..... | 6, 2Q vs. Alabama (1/12/20) |
| Highest-scoring opponent quarter..... | 34, 4Q vs. Wofford (11/6/19) |
| Lowest-scoring opponent quarter..... | 7, 1Q vs. Jacksonville State (12/28/19) |
| Largest margin in a single quarter..... | +13 (25-12) 3Q vs. Dayton (11/30/19) & (26-13) 4Q at South Alabama (12/4/19) |
| Largest margin of victory..... | 20, at South Alabama (12/4/19) |
| Smallest margin of victory..... | 2, vs. Wofford (11/6/19) & vs. Dayton (11/30/19) |
| Largest margin of defeat..... | 27 vs. Alabama (1/12/20) |
| Smallest margin of defeat..... | 2 vs. Drake (12/1/19) |
| Largest halftime lead..... | 11, vs. Wofford (11/6/19) |
| Smallest halftime lead..... | 3, vs. St. Joseph's (11/24/19) |
| Times tied at halftime..... | |
| Largest halftime deficit..... | 29 at Vanderbilt (1/2/20) |
| Smallest halftime deficit..... | 1, at UAB (11/21/19) |
| Largest rebounding margin..... | +17 vs. Bethune-Cookman (12/15/19) |
| Smallest rebounding margin..... | +5 vs. Drake (12/1/19) |
| Last time tied in rebounding..... | |
| Largest rebounding deficit..... | -9 at Vanderbilt (1/2/20) |
| Smallest rebounding deficit..... | -1, vs. Arkansas (1/5/20), vs. Florida (1/9/20), vs. Alabama (1/12/20) |
| Largest deficit overcome to win game..... | 13, vs. Dayton (11/30/19) |
| Largest lead lost..... | 11 vs. Drake (12/1/19) |

MISCELLANEOUS STATISTICS

| Category | Season | Career |
|--------------------------|--------|--------|
| Double-Doubles | | |
| Unique Thompson | 14 | 34 |
| 30+ Point Games | | |
| Unique Thompson | 1 | 1 |
| 20+ Point Games | | |
| Unique Thompson | 5 | 11 |
| Daisa Alexander | 4 | 15 |
| Brooke Moore | 1 | 2 |
| Lauren Hansen | 1 | 1 |
| 10+ Rebound Games | | |
| Unique Thompson | 15 | 43 |
| Kiaye' White | 1 | 1 |
| 10+ Assist Games | | |
| 5+ Steal Games | | |
| Daisa Alexander | 0 | 2 |
| 5+ Block Games | | |
| Unique Thompson | 0 | 1 |

GAMES LED AUBURN IN...

| Category | Season | Career |
|------------------------|--------|--------|
| Scoring | | |
| Unique Thompson | 8 | 21 |
| Brooke Moore | 4 | 5 |
| Daisa Alexander | 3 | 20 |
| Lauren Hansen | 1 | 1 |
| Robyn Benton | 0 | 1 |
| Rebounding | | |
| Unique Thompson | 15 | 62 |
| Daisa Alexander | 0 | 4 |
| Erin Howard | 0 | 1 |
| Assists | | |
| Daisa Alexander | 6 | 13 |
| Lauren Hansen | 4 | 4 |
| Unique Thompson | 3 | 7 |
| Annie Hughes | 2 | 2 |
| Brooke Moore | 2 | 2 |
| Morgan Robinson-Nwagwu | 3 | 3 |
| Erin Howard | 1 | 2 |
| Kiayae' White | 1 | 1 |
| Sania Wells | 1 | 1 |
| Robyn Benton | 1 | 1 |

(includes games where lead was shared)

2019-20 DOUBLE-DOUBLES

- Unique Thompson vs. Wofford (25 pts/11 reb)
- Unique Thompson vs. ODU (13 pts/10 reb)
- Unique Thompson at UAB (24 pts/19 reb)
- Unique Thompson vs St. Joseph's (17 pts/12 reb)
- Unique Thompson vs. MTSU (15 pts/10 reb)
- Unique Thompson vs. Dayton (20 pts/11 reb)
- Unique Thompson vs. Drake (12 pts/11 reb)
- Unique Thompson at South Alabama (15 pts/10 reb)
- Unique Thompson at TCU (31 pts/15 reb)
- Unique Thompson vs. B-CU (16 pts/13 reb)
- Unique Thompson vs. Jax St. (20 pts/10 reb)
- Unique Thompson at Vanderbilt (14 pts/10 reb)
- Unique Thompson vs. Florida (10 pts/10 reb)
- Unique Thompson vs. Alabama (16 pts/14 reb)

Last Time an Auburn Team...

- Scored 90 points..... Auburn 96, Elon 44, in Elon, N.C. (Dec. 22, 2018)
- Scored 100 points Auburn 119, Sam Houston State 54, in Auburn, Ala. (Dec. 5, 2008)
- Scored 100 points in an SEC game..... Auburn 102, Tennessee 96, SEC Tournament in Albany, Ga. (Mar. 6, 1987)
- Scored 100 at home..... Auburn 119, Sam Houston State 54, in Auburn, Ala. (Dec. 5, 2008)
- Scored 80 points and lost..... Drake 83, Auburn 82 in Estero, Fla. (Dec. 1, 2019)**
- Scored 90 points and lost..... Kentucky 91, Auburn 90 [2OT], in Auburn, Ala. (Feb. 2, 1986)
- Scored 100 points and lost..... Never
- Scored 110+ points Auburn 119, Sam Houston State 54, in Auburn, Ala. (Dec. 5, 2008)
- Scored 50-59 points in a half 51 - 1st half at Elon in Elon, N.C. (Dec. 22, 2018)
- Scored 60 or more points in a half 62 (2nd half) - vs. Drake in New Orleans, La. (Dec. 21, 2016)
- Scored 30 or more points in a quarter..... 30 (1st quarter) - at St. Joseph's in Philadelphia, Pa. (Dec. 6, 2018)
- Scored 50 points or less in a game..... 48 - vs. Alabama in Auburn, Ala. (Jan. 12, 2020)**
- Scored 50 points or less and won Auburn 47, Missouri 45 [SEC] in Jacksonville, Fla. (March 3, 2016)
- Scored 40 points or less in a game Georgia 63, Auburn 30, in Athens, Ga. (Jan. 28, 2016)
- Scored less than 10 points in a quarter..... 7 points (3rd quarter) vs. Alabama in Auburn, Ala. (Jan. 12, 2020)**
- Scored less than 20 points in a 1st half..... 18 points at Vanderbilt in Nashville, Tenn. (Jan. 2, 2020)**
- Scored less than 20 points in a 2nd half..... 18 points vs. Missouri [SEC] in Jacksonville, Fla. (March 3, 2016)
- Had 35+ rebound margin..... 36 - (52-16) vs. Alabama A&M in Normal, Ala. (Nov. 19, 2013)
- Had 25+ rebound margin..... 33 - (53-26) vs. Grambling State in Auburn, Ala. (Nov. 6, 2018)
- Had 20+ rebound margin 33 - (53-26) vs. Grambling State in Auburn, Ala. (Nov. 6, 2018)
- Attempted 30 free throws..... 30 - vs. St. Joseph's in Auburn, Ala. (Nov. 24, 2019)**
- Attempted 35 free throws 36 - vs. Alabama State in Auburn, Ala. (Dec. 29, 2018)
- Attempted 40 free throws 41 - vs. Alabama State in Auburn, Ala. (Nov. 15, 2006)
- Attempted 5 free throws or less 5 - at Tennessee in Knoxville, Tenn. (Feb. 14, 2019)
- Did not attempt a free throw..... Never
- Made 20 free throws 20 - vs. Wofford in Auburn, Ala. (Nov. 6, 2019)**
- Made 25 free throws..... 29 - vs. Alabama State (29-36) in Auburn, Ala. (Dec. 29, 2018)
- Made 30 free throws 31 - vs. Northwestern State (31-43) (Dec. 30, 2003)
- Had 25 assists..... 25 - vs. Ole Miss in Auburn, Ala. (Jan. 8, 2017)
- Had 25 turnovers..... 27 - at Vanderbilt in Nashville, Tenn. (Jan. 2, 2020)**
- Had 10 turnovers or less..... 10 - vs. St. Joseph's in Auburn, Ala. (Nov. 24, 2019)**
- Had 25+ steals Never
- Had 20-24 steals 21 - vs. Georgia in Auburn, Ala. (Feb. 3, 2019)
- Had 15-19 steals 17 - at Vanderbilt in Nashville, Tenn. (Jan. 2, 2020)**
- Had 10-14 blocks 10 - vs. Louisiana Tech in Auburn, Ala. (Nov. 19, 2017)
- Had 15+ blocks 15 - at Florida International in Miami, Fla. (Dec. 29, 2014)
- Won an overtime game Auburn 74, Dayton 72 [1OT] in Estero, Fla. (Nov. 30, 2019)**
- Lost an overtime game Alabama 63, Auburn 61 [1OT] in Auburn, Ala. (Feb. 20, 2017)
- Played a double overtime game..... Auburn 70, Alabama 65 [2OT] in Auburn, Ala. (Feb. 27, 2014)
- Played three or more overtimes..... Never
- Shot 70% for a half 70.4% (19-of-27), 2nd half at Elon in Elon, N.C. (Dec. 22, 2018)
- Shot 60% for a game 63.3% (38-of-60) at Elon in Elon, N.C. (Dec. 22, 2018)
- Shot less than 30% for a game..... 27.5% (19-of-69) vs. Alabama in Auburn, Ala. (Jan. 12, 2020)**
- Shot 90-99.9% from the free throw line (minimum 10 attempts) 92.3% (12-of-13) vs. Nicholls State in Auburn, Ala. (Nov. 9, 2018)
- Shot 100% from the free throw line (minimum 10 attempts) 100% (16-of-16) vs. Texas A&M in Auburn, Ala. (Jan. 7, 2018)
- Shot 50% on 3-pointers (minimum 5 attempts) 50.0% (6-of-12) at Missouri in Columbia, Mo. (Jan. 27, 2019)
- Shot 20-30% in a half..... 28.6% (8-of-28), 2nd half vs. Alabama in Auburn, Ala. (Jan. 12, 2020)**
- Shot less than 20% in a half 18.4% (7-of-38), 1st half vs. Missouri in Auburn, Ala. (Feb. 15, 2018)
- Shot 55% or better and lost 58.1% (25-of-43) vs. Tennessee (Jan. 20, 2005)
- Made 10+ 3-point field goals 12-of-24 at South Alabama in Mobile, Ala. (Dec. 4, 2019)**
- Failed to make a 3-point field goal 0-of-5 vs. Southern in Auburn, Ala. (Dec. 9, 2017)
- Had 60+ rebounds 61 - vs. Stephen F. Austin in Auburn, Ala. (Dec. 17, 2007)
- Had 50-59 rebounds..... 53 - vs. Grambling State in Auburn, Ala. (Nov. 6, 2018)
- Defeated a Top-25 opponent..... Auburn 58, #25 Missouri 54, in Auburn, Ala. (Feb. 24, 2019)
- Defeated a Top-10 opponent Auburn 66, #7 Kentucky 61, in Auburn, Ala. (Jan. 3, 2016)
- Defeated a Top-25 opponent on the road Auburn 68, #16 Vanderbilt 62, in Nashville, Tenn. (Feb. 13, 2014)

Last Time an Auburn Player...

- Scored 25-29 points 25 - Unique Thompson vs. Wofford in Auburn, Ala. (Nov. 6, 2019)**
- Scored 30-34 points 31 - Unique Thompson at TCU in Fort Worth, Texas (Dec. 7, 2019)**
- Scored 35 points 35 - DeWanna Bonner vs. Tennessee in Auburn, Ala. (Jan. 25, 2009)
- Scored 40 points 41 - Conswella Sparrow vs. South Alabama (Feb. 17, 1998)
- Had 15+ rebounds 15 - Unique Thompson at TCU in Fort Worth, Texas (Dec. 7, 2019)**
- Had 20 rebounds 20 - Monique Morehouse at LSU (Feb. 4, 1995)
- Had 10 assists 10 - Janiah McKay vs. Grambling State (Nov. 6, 2018)
- Had 15 assists 18 - Martha Monk vs. Alabama State (Feb. 18, 1981)
- Had 5 blocks 6 - Unique Thompson vs. Louisiana Tech in Auburn, Ala. (Nov. 19, 2017)
- Had 7 blocks 7 - Jassany Williams vs. Duke (Nov. 18, 2011)
- Had 10 blocks 13 - Marita Payne vs. Arkansas (Feb. 3, 2005)
- Had 5 steals 6 - Crystal Primm vs. Kentucky in Auburn, Ala. (Feb. 7, 2019)
- Had 8 steals 8 - Brandy Montgomery vs. East Carolina in Auburn, Ala. (Dec. 5, 2015)
- Had 10 steals 10 - Kristen Mulligan vs. Northeast Illinois in Auburn, Ala. (Dec. 18, 1992)
- Made 10 field goals 12 - Unique Thompson [12-18] at TCU in Fort Worth, Texas (Dec. 7, 2019)**
- Made 15 field goals 15 - Conswella Sparrow (15-16) vs. South Alabama (Feb. 17, 1998)
- Attempted 20 field goals 21 - Unique Thompson vs. Alabama in Auburn, Ala. (Jan. 12, 2020)**
- Attempted 25 field goals 28 - Brandy Montgomery (8-28) at Marquette in Milwaukee, Wis. (Dec. 13, 2015)
- Made 5+ three-point field goals 7 - Lauren Hansen vs. Drake in Estero, Fla. (Dec. 1, 2019)**
- Made 8 three-point field goals 8 - Tiffany Krantz vs. Troy State in Auburn, Ala. (Nov. 21, 1997)
- Attempted 10 three-point field goals 14 - Lauren Hansen vs. Drake in Estero, Fla. (Dec. 1, 2019)**
- Attempted 15 three-point field goals 16 - Brandy Montgomery at Marquette in Milwaukee, Wis. (Dec. 13, 2015)
- Made 10 free throws..... 10 - Unique Thompson (10-15) vs. Dayton in Estero, Fla. (Nov. 30, 2019)**
- Made 15 free throws Never
- Shot 100% at the free throw line (min. 10 attempts) 11-11 - Janiah McKay vs. Texas A&M in Auburn, Ala. (Jan. 7, 2018)
- Had a double-double..... Unique Thompson (16 pts/14 reb) vs. Alabama in Auburn, Ala. (Jan. 12, 2020)**

SEC PRESEASON POLL (Media Vote)**Order of Finish**

1. South Carolina
2. Texas A&M
3. Mississippi State
4. Kentucky
5. Arkansas
6. Tennessee
7. Auburn
8. LSU
9. Missouri
10. Georgia
11. Alabama
12. Florida
13. Ole Miss
14. Vanderbilt

Player of the Year

Chennedy Carter, Texas A&M

All-SEC First Team

Chennedy Carter, Texas A&M
 Chelsea Dungee, Arkansas
 Rhyme Howard, Kentucky
 Ayana Mitchell, LSU
 Tyasha Harris, South Carolina

All-SEC Second Team

Unique Thompson, Auburn
 Mikiah Herbert Harrigan, South Carolina
 Rennia Davis, Tennessee
 Ciera Johnson, Texas A&M
 Mariella Fasoula, Vanderbilt

SEC PRESEASON POLL (Coaches' Vote)**Order of Finish**

1. Texas A&M
2. South Carolina
3. Mississippi State
4. Kentucky
5. Arkansas
6. LSU
7. Tennessee
8. Auburn
9. Missouri
10. Georgia
11. Alabama
12. Vanderbilt
13. Ole Miss
14. Florida

Player of the Year

Chennedy Carter, Texas A&M

All-SEC First Team

Chelsea Dungee, Arkansas
 Rhyme Howard, Kentucky
 Ayana Mitchell, LSU
 Jordan Danberry, Mississippi State
 Amber Smith, Missouri
 Tyasha Harris, South Carolina
 Rennia Davis, Tennessee
 Chennedy Carter, Texas A&M

All-SEC Second Team

Cierra Johnson, Alabama
 Daisa Alexander, Auburn
 Unique Thompson, Auburn
 Gabby Connally, Georgia
 Chloe Bibby, Mississippi State
 Mikiah Herbert Harrigan, South Carolina
 Ciera Johnson, Texas A&M
 Kayla Wells, Texas A&M
 Mariella Fasoula, Vanderbilt

Had 2 consecutive double-doubles Unique Thompson: 10/10 vs. Florida, 16/14 vs. Alabama (Jan. 9-12, 2020)
Had 3 consecutive double-doubles Unique Thompson: 16/13 vs. BCU, 20/10 vs. Jax State, 14/10 at Vandy (Dec. 15, 2019-Jan. 2, 2020)
...Had 13 consecutive double-doubles Unique Thompson: First vs. BYU; last at Vandy (March 23, 2019-Jan. 2, 2020)
 ...Had 18 consecutive double-doubles (AU record) Lauretta Freeman: First vs. Furman, Last vs. Oral Roberts (Dec. 29, 1992-Feb. 23, 1993)
 Had a double-double at halftime Unique Thompson (16 pts/10 rebs) at Iowa State in Ames, Iowa (Nov. 13, 2018)
 Two players had a double-double Unique Thompson (14 p/13 r) & Janiah McKay (16 p/10 a) vs. Grambling State (Nov. 6, 2018)
 Recorded a double-double with points and assists Janiah McKay (16 pts/10 assists) vs. Grambling State (Nov. 6, 2018)
 Scored 20 points & had 20 rebounds Lauretta Freeman (30 pts/21 rebs.) vs. Alabama, (Feb. 17, 1993)
 Had a triple-double Whitney Boddie (24 pts./11 rebs./12 asst.) vs. Sam Houston State (Dec. 5, 2008)
Two players scored 20 points Daisa Alexander (24), Lauren Hansen (24) vs. Drake in Estero, Fla. (Dec. 1, 2019)
 Two players scored 30 points Laticia Morris (33 points) & Tara Williams (30 points) vs. South Alabama (Jan. 14, 1997)
 Had 2 straight 25-point games Janiah McKay: 27 at South Carolina, 26 vs. Arkansas (Jan. 11-14, 2018)
 Had 3 straight 25-point games Janiah McKay: 25 pts vs. Texas A&M, 27 pts at South Carolina, 26 pts vs. Arkansas (Jan. 7-14, 2018)
 Zero players scored in double figures at Georgia in Athens, Ga. (Jan. 28, 2016)
Only one player scored in double figures Unique Thompson (16) vs. Alabama in Auburn, Ala. (Jan. 12, 2020)
Five players scored in double figures Thompson (16), Howard (12), Alexander (11), Hansen/Benton (10) vs. Bethune-Cookman (Dec. 15, 2019)
 Six players scored in double figures McKay/Benton (16), Primm (15), Thompson (14), Alexander/Jones (13) vs. Grambling (Nov. 6, 2018)
 Seven players scored in double figures Carrier (19 pts.), Bonner (18 pts.), Smalley (16 pts.), Boddie (13 pts.)
 R. Hobbs (13 pts.), Hilliard (13 pts.) & S. Hobbs (10 pts.) vs. Sam Houston State (Dec. 5, 2008)
Two players had 10 rebounds Unique Thompson (13) and Kiyae' White (11) vs. Wofford in Auburn, Ala. (Nov. 6, 2019)
 Three players had 10 rebounds J. Greenleaf (12 rebs.), D. Bonner (12 rebs.) & .oddie (10 rebs.) vs. Oakland (Nov. 21, 2007)
 Played every minute Jordan Greenleaf (40 mins.) vs. Florida in Duluth, Ga. [SEC] (Mar. 4, 2010)
 Played 40 or more minutes in OT game Unique Thompson (43 mins.) vs. Georgia in Auburn, Ala. (Feb. 3, 2019)
 Attempted a slam dunk Hasina Muhammad vs. St. John's in Auburn, Ala. (Dec. 6, 2013)
 Made a shot from half-court or beyond Brooke Moore (end 2nd quarter) vs. Alabama State in Auburn, Ala. (Dec. 29, 2018)

Last Time an Auburn Opponent...

Shot less than 30% in a game (SEC) Alabama - 23.3% (10-of-43) in Auburn, Ala. (Feb. 17, 2019)
 Shot less than 30% in a game (Non-conf) Alabama State - 29.8% (14-of-47) in Auburn, Ala. (Dec. 29, 2018)
Shot 60% in a game Florida - 61.5% (32-of-52) in Auburn, Ala. (Jan. 9, 2020)
 Scored 90 points Virginia Tech 92, Auburn 87 [OT] in Auburn, Ala. (Dec. 18, 2016)
 Scored 100 points Georgia 102, Auburn 72 in Athens, Ga. (Mar. 3, 1984)
 Scored 100 points at Auburn Tuskegee 105, Auburn 98 (2OT) (Feb. 12, 1979)
 Had 25+ rebound margin Never
 Had a 20+ rebound margin 20 - Alabama (56-36) in Auburn, Ala. (Feb. 20, 2017)
Scored less than 10 points in a quarter 7 - Jacksonville State (1st quarter) in Auburn, Ala. (Dec. 28, 2019)
 Scored less than 10 points in all four quarters Winthrop (9-8-8-8) in Auburn, Ala. (Dec. 16, 2015)
Scored 30 or more points in a quarter 34 - Wofford (4th quarter) in Auburn, Ala. (Nov. 6, 2019)
 Scored less than 10 points in a half 8 - Jacksonville (1st half) in Auburn, Ala. (Dec. 28, 2016)
Scored less than 20 points in a 1st half 18 - Jacksonville State in Auburn, Ala. (Dec. 28, 2019)
 Scored less than 20 points in a 2nd half 19 - Florida in Auburn, Ala. (Dec. 31, 2017)
 Had 50 rebounds 56 - Alabama in Auburn, Ala. (Feb. 20, 2017)
 Had 25 assists 25 - Florida International in Miami, Fla. (Dec. 19, 1993)
Had 25-29 turnovers 29 - Vanderbilt in Nashville, Tenn. (Jan. 2, 2020)
 Had 30-34 turnovers 30 - XULA in Auburn, Ala. (Dec. 28, 2017)
 Had 35+ turnovers 35 - ULM in Auburn, Ala. (Nov. 27, 2017)
 Had 15 steals 15 - East Carolina in Auburn, Ala. (Dec. 5, 2015)
 Had 10 blocks 11 - at Baylor [NCAA] in Waco, Texas (March 20, 2016)
 Failed to make a 3-point field goal LSU (0-6) in Baton Rouge, La. (Feb. 1, 2016)
 Attempted 35 free throws 35 - Florida in Gainesville, Fla. (Feb. 28, 2016)
 Made 30 free throws 30 - Arkansas (Jan. 22, 1995)
Made 10 three-point field goals 11 - Alabama in Auburn, Ala. (Jan. 12, 2020)
 Made 15 three-point field goals 18 - Missouri in Columbia, Mo. (Jan. 6, 2013)
 Scored 41-50 points in a game 46 - LSU in Baton Rouge, La. (March 3, 2019)
 Scored 31-40 points in a game 38 - Alabama in Auburn, Ala. (Feb. 17, 2019)
 Scored 30 points or less 26 - Georgia in Athens, Ga. (Feb. 22, 2015)
 Scored 25 points or less 25 - Puerto Rico-Mayaguez (Dec. 17, 2000)

Last Time an Opposing Player...

Scored 30+ points (non-conference) 35 - Ajah Wayne of Old Dominion in Auburn, Ala. (Nov. 14, 2019)
 Scored 30+ points (SEC) 41 - Chelsea Dungee of Arkansas in Fayetteville, Ark. (Feb. 10, 2019)
 Scored 35+ points (all games) 35 - Ajah Wayne of Old Dominion in Auburn, Ala. (Nov. 14, 2019)
 Scored 40+ points (all games) 41 - Chelsea Dungee of Arkansas in Fayetteville, Ark. (Feb. 10, 2019)
 Attempted 25 field goals 27 - Jantel Lavender (9-27) of Ohio State (Nov. 23, 2008)
 Scored 20 points & had 20 rebounds Young of Baylor in the WNIT Championship Game, (20 pts./25 rebs.) (Apr. 4, 2003)
Two players scored 20 points Jaycee Bradley (24) and Lauren Heard (21) of TCU in Fort Worth, Texas (Dec. 7, 2019)
 Three players scored 20 points by LSU in Baton Rouge, Chatman (22 pts), Johnson (21 pts) & Lowery (20 pts) (Jan. 12, 1991)
Five players scored in double figures Briggs (19), Smith (15), Rickards (13), Moore (12) and Johnson (10) of Florida (Jan. 9, 2020)
 Six players scored in double figures Williams (10), Lewis (13), Bonds (18), Peoples (10), Miller (12), Svetec (12) of Florida (Jan. 26, 2014)
Recorded a double-double Jasmine Walker of Alabama (23 pts/10 reb) in Auburn, Ala. (Jan. 12, 2020)
 Recorded a double-double with points and assists Tyasha Harris (12 pts/11 ast) of South Carolina in Columbia, S.C. (Jan. 11, 2018)
 Recorded a triple-double Ceira Ricketts (14 pts./13 rebs./12 asst.) of Arkansas (Jan. 18, 2009)
 Two players recorded a double-double C. Green (16 pts/11 reb) & Davis (15 pts/10 reb) of Tennessee in Knoxville, Tenn. (Feb. 14, 2019)
 Committed 10+ turnovers 10 - Shaquera Wade of Alabama in Greenville, S.C. (March 7, 2019)
 Had 15-19 rebounds 15 - by N' dea Jones of Texas A&M in Auburn, Ala. (Jan. 24, 2019)
 Had 20+ rebounds 21 - Ayana Mitchell of LSU in Baton Rouge, La. (March 3, 2019)
 Had 10 assists 10 - Tyasha Harris of South Carolina in Auburn, Ala. (Feb. 28, 2019)
 Had 15 assists 16 - Cindy McMahan of Alabama-Huntsville (Nov. 24, 1980)
 Had 5 blocks 5 - Ashley Knight of Alabama in Tuscaloosa, Ala. (Feb. 18, 2018)
 Had 10 blocks Never
Had 5 steals 5 - Kiara Smith of Florida in Auburn, Ala. (Jan. 9, 2020)
 Made 15 field goals 15 - Chamique Holdsclaw (15-21) of Tennessee (Feb. 1, 1998)
 Made 10 3-point field goals 11 - Morgan Eye (11-18) of Missouri in Columbia, Mo. (Jan. 6, 2013)

2019-20 Auburn Individual Highs...**First Half**

| | |
|-----------------------------------|---|
| Points..... | 21, Unique Thompson at TCU (12/7/19) |
| Field Goals Made..... | 9, Unique Thompson at TCU (12/7/19) |
| Field Goal Attempts..... | 12, Unique Thompson vs. Alabama (1/12/20) |
| 3-Point Field Goals Made | 5, Lauren Hansen vs. Drake (12/1/19) |
| 3-Point Field Goal Attempts | 8, Lauren Hansen vs. Drake (12/1/19) |
| Free Throws Made | 6, Unique Thompson vs. Wofford (11/6/19) |
| Free Throws Attempted | 7, Unique Thompson vs. Wofford (11/6/19) |
| Rebounds | 11, Unique Thompson at UAB (11/21/19) & vs. Arkansas (1/5/20) |
| Assists | 4, Daisa Alexander at TCU (12/7/19) |
| Blocked Shots..... | 2, Erin Howard at TCU (12/7/19) & vs. Alabama (1/12/20) |
| Steals | 3, 4x; last, Robyn Benton vs. Alabama (1/12/20) |

Second Half

| | |
|-----------------------------------|---|
| Points..... | 19, Daisa Alexander vs. Drake (12/1/19) |
| Field Goals Made..... | 6, 4x; last, Brooke Moore vs. Arkansas (1/5/20) |
| Field Goal Attempts..... | 12, Daisa Alexander vs. Dayton (11/30/19) |
| 3-Point Field Goals Made | 4, Erin Howard at South Alabama (12/4/19) |
| 3-Point Field Goal Attempts | 6, Lauren Hansen vs. Drake (12/1/19) |
| Free Throws Made | 8, Daisa Alexander vs. Wofford (11/6/19) |
| Free Throws Attempted | 10, Daisa Alexander vs. Wofford (11/6/19) |
| Rebounds | 9, 2x; Unique Thompson vs. St. Joseph's (11/24/19) & at TCU (12/7/19) |
| Assists | 4, Kiyae' White vs. Wofford (11/6/19) |
| Blocked Shots..... | 2, Unique Thompson at UAB (11/21/19) |
| Steals | 3, 7x; last, three players at Vanderbilt (1/2/20) |

Game

| | |
|-----------------------------------|---|
| Points..... | 31, Unique Thompson at TCU (12/7/19) |
| Field Goals Made..... | 12, Unique Thompson at TCU (12/7/19) |
| Field Goal Attempts..... | 21, Unique Thompson vs. Alabama (1/12/20) |
| 3-Point Field Goals Made | 7, Lauren Hansen vs. Drake (12/1/19) |
| 3-Point Field Goal Attempts | 14, Lauren Hansen vs. Drake (12/1/19) |
| Free Throws Made | 10, Unique Thompson vs. Dayton (11/30/19) |
| Free Throws Attempted | 15, Unique Thompson vs. Dayton (11/30/19) |
| Rebounds | 19, Unique Thompson at UAB (11/21/19) |
| Assists | 6, Unique Thompson vs. Arkansas (1/5/20) |
| Blocked Shots..... | 2, 5x; last, Erin Howard vs. Alabama (1/12/20) |
| Steals | 4, 9x; last, Robyn Benton vs. Arkansas (1/5/20) |

2019-20 Auburn Team Highs...**First Half**

| | |
|-----------------------------------|--------------------------------|
| Points..... | 42 vs. Drake (12/1/19) |
| Field Goals Made..... | 16 at UAB (11/21/19) |
| Field Goal Attempts..... | 41 vs. Alabama (1/12/20) |
| 3-Point Field Goals Made | 8 vs. Drake (12/1/19) |
| 3-Point Field Goal Attempts | 18 vs. Drake (12/1/19) |
| Free Throws Made | 12 vs. Old Dominion (11/14/19) |
| Free Throws Attempted | 19 vs. Old Dominion (11/14/19) |
| Rebounds | 25 vs. Wofford (11/6/19) |
| Assists | 10 at South Alabama (12/4/19) |
| Blocked Shots..... | 3 at TCU (12/7/19) |
| Steals | 9 vs. Wofford (11/6/19) |

Second Half

| | |
|-----------------------------------|--|
| Points..... | 49 vs. Wofford (11/6/19) |
| Field Goals Made..... | 17, 3x; last vs. Arkansas (1/5/20) |
| Field Goal Attempts..... | 37 vs. Old Dominion (11/14/19) |
| 3-Point Field Goals Made | 6 at South Alabama (12/4/19) |
| 3-Point Field Goal Attempts | 14 vs. Florida (1/9/20) |
| Free Throws Made | 15 at Vanderbilt (1/2/20) |
| Free Throws Attempted | 19 vs. Wofford (11/6/19) & at Vanderbilt (1/2/20) |
| Rebounds | 24 vs. Bethune-Cookman (12/15/19) |
| Assists | 10 vs. Wofford (11/6/19) |
| Blocked Shots..... | 3 at UAB (11/21/19) & vs. Bethune-Cookman (12/15/19) |
| Steals | 14 at Vanderbilt (1/2/20) |

Game

| | |
|-----------------------------------|--|
| Points..... | 84 vs. Wofford (11/6/19) |
| Field Goals Made..... | 32 at South Alabama (12/4/19) |
| Field Goal Attempts..... | 69 vs. Alabama (1/12/20) |
| 3-Point Field Goals Made | 13 vs. Drake (12/1/19) |
| 3-Point Field Goal Attempts | 29 vs. Drake (12/1/19) & vs. Florida (1/9/20) |
| Free Throws Made | 20 vs. Wofford (11/6/19) |
| Free Throws Attempted | 30 vs. Wofford (11/6/19) & vs. St. Joseph's (11/24/19) |
| Rebounds | 47 vs. Wofford (11/6/19) |
| Assists | 16 at South Alabama (12/4/19) & vs. Arkansas (1/5/20) |
| Blocked Shots..... | 4 at UAB (11/21/19) & vs. Bethune-Cookman (12/15/19) |
| Steals | 17 at Vanderbilt (1/2/20) |
| Turnovers Forced..... | 29 at Vanderbilt (1/2/20) |

Specialty Statistics (Auburn-Opponent)

| Opponent | Points in the Paint | Points off Turnovers | 2nd-Chance Points | Fast-Break Points | Bench Points |
|--------------------------|------------------------------|------------------------------|-----------------------------|---------------------------|------------------------------|
| Wofford | 38 -18 | 12-19 | 24 -10 | 11 -9 | 10-5 |
| Old Dominion | 28-30 | 14-13 | 22-11 | 4-13 | 15-16 |
| at UAB | 34-26 | 15-23 | 17-15 | 0-0 | 18-9 |
| St. Joseph's | 22-36 | 17-11 | 17-7 | 7-8 | 10-13 |
| vs. Middle Tennessee | 26-32 | 9-19 | 11-3 | 4-8 | 13-6 |
| vs. Dayton | 24-32 | 19-14 | 11-11 | 4-2 | 7-19 |
| vs. Drake | 27-44 | 24-24 | 7-6 | 4-6 | 11-27 |
| at South Alabama | 32-30 | 21-18 | 8-20 | 8-6 | 20-6 |
| at TCU | 32-34 | 9-26 | 12-14 | 7-25 | 10-22 |
| vs. Bethune-Cookman | 36-20 | 8-16 | 21-7 | 4-14 | 28 -16 |
| vs. Jacksonville State | 22-2 | 27 -11 | 22-5 | 6-3 | 12-14 |
| at Vanderbilt | 24- 46 | 12-24 | 3-7 | 6-10 | 18-9 |
| vs. Arkansas | 24-36 | 12-24 | 15-10 | 9-18 | 20-10 |
| vs. Florida | 22-42 | 9-26 | 17-2 | 10-16 | 20-16 |
| vs. Alabama | 24-28 | 10-17 | 13-10 | 0-10 | 24-17 |
| Totals (Averages) | 415 (27.7)-456 (30.4) | 220 (14.7)-288 (19.2) | 219 (14.6)-138 (9.2) | 84 (5.6)-148 (9.9) | 229 (15.3)-212 (14.1) |

Lead-Deficit Comparison

| Opponent | Largest Lead | Largest Deficit | Lead Changes | Ties | Result |
|------------------------|-----------------------|-----------------------|--------------|-----------|---------------|
| Wofford | 17 (3rd, 5:39) | 4 (1st, 9:16) | 7 | 5 | W, 84-82 |
| Old Dominion | 2 (1st, 7:02) | 16 (4th, 3:30) | 6 | 3 | L, 77-89 |
| at UAB | 5 (3rd, 5:34) | 5 (4th, 1:10) | 25 | 12 | L, 75-80 |
| St. Joseph's | 6 (4th, 5:32) | 6 (1st, 1:34) | 10 | 11 | W, 66-62 |
| vs. Middle Tennessee | -- | 26 (4th, 6:37) | 0 | 0 | L, 50-73 |
| vs. Dayton | 6 (1st, 1:12) | 13 (Half) | 8 | 9 | W, 76-74 (OT) |
| vs. Drake | 11 (3rd, 1:29) | 11 (1st, 2:34) | 13 | 12 | L, 82-83 |
| at South Alabama | 26 (4th, 3:02) | 2 (3rd, 4:46) | 4 | 0 | W, 82-62 |
| at TCU | -- | 25 (4th, 5:41) | 0 | 3 | L, 65-80 |
| vs. Bethune-Cookman | 19 (4th, 3:46) | 5 (2nd, 7:25) | 10 | 5 | W, 74-56 |
| vs. Jacksonville State | 18 (4th, 4:03) | -- | 0 | 0 | W, 62-53 |
| at Vanderbilt | 3 (1st, 8:56) | 35 (3rd, 6:14) | 1 | 0 | L, 55-77 |
| vs. Arkansas | 7 (1st, 7:08) | 27 (4th, 5:34) | 1 | 1 | L, 70-86 |
| vs. Florida | 2 (1st, 7:11) | 24 (3rd, 6:50) | 2 | 2 | L, 63-83 |
| vs. Alabama | 8 (1st, 4:30) | 32 (4th, 1:14) | 3 | 4 | L, 45-78 |

Scoring Breakdown

(Percentage of total points in parentheses)

| Opponent | Front Court | Back Court | Sr. | Jr. | So. | Fr. | Starters | Bench |
|------------------------|-------------|------------|-----|-----|-----|-----|-----------|-----------|
| Wofford | 37 (44.0) | 47 (56.0) | 22 | 30 | 17 | 15 | 74 (88.1) | 10 (10.9) |
| Old Dominion | 26 (33.8) | 51 (66.2) | 17 | 15 | 26 | 19 | 62 (80.5) | 15 (19.5) |
| at UAB | 38 (50.7) | 37 (49.3) | 20 | 24 | 20 | 11 | 57 (76.0) | 18 (24.0) |
| St. Joseph's | 32 (48.5) | 34 (51.5) | 8 | 17 | 16 | 25 | 56 (84.8) | 10 (15.2) |
| vs. Middle Tennessee | 27 (54.0) | 23 (46.0) | 6 | 15 | 23 | 6 | 37 (74.0) | 13 (26.0) |
| vs. Dayton | 26 (34.2) | 50 (65.8) | 22 | 20 | 24 | 10 | 69 (90.8) | 7 (9.2) |
| vs. Drake | 20 (24.3) | 62 (75.7) | 24 | 12 | 13 | 33 | 71 (86.6) | 11 (13.4) |
| at South Alabama | 32 (39.0) | 50 (61.0) | 14 | 15 | 37 | 16 | 62 (75.6) | 20 (24.4) |
| at TCU | 40 (61.5) | 25 (38.5) | 6 | 31 | 17 | 11 | 55 (84.6) | 10 (15.4) |
| vs. Bethune-Cookman | 32 (43.2) | 42 (56.8) | 11 | 16 | 26 | 21 | 46 (62.2) | 28 (37.8) |
| vs. Jacksonville State | 28 (45.1) | 34 (54.9) | 10 | 20 | 23 | 9 | 50 (80.0) | 12 (20.0) |
| at Vanderbilt | 29 (52.7) | 24 (47.3) | 2 | 14 | 32 | 7 | 37 (67.2) | 18 (32.8) |
| vs. Arkansas | 14 (20.0) | 56 (80.0) | 19 | 6 | 33 | 12 | 50 (71.4) | 20 (28.6) |
| vs. Florida | 27 (42.9) | 36 (57.1) | - | 10 | 33 | 20 | 43 (68.3) | 20 (31.7) |
| vs. Alabama | 30 (62.5) | 18 (37.5) | - | 16 | 21 | 11 | 31 (64.6) | 17 (35.4) |

Comparison Statistics (Auburn/Opponent)

| Opponent | 1st | 2nd | Score | Mar | Total FG | FG Pct | 3-Pointers | 3FG Pct | Free Throws | FT Pct | Reb. | Mar | Assist | TO | Bk | Stl | Fouls |
|------------------|-------|-------|-------|------|-------------|-----------|-------------|-----------|-------------|-----------|-------|-----|--------|-------|-----|-------|-------|
| Wofford | 35/24 | 49/58 | 84-82 | +2 | 30-65/26-64 | .462/.406 | 4-16/13-30 | .250/.433 | 20-30/17-20 | .667/.850 | 47/34 | +13 | 15/13 | 14/15 | 2/3 | 12/6 | 19/26 |
| Old Dominion | 39/41 | 38/48 | 77-89 | (12) | 26-60/32-54 | .433/.593 | 8-19/14-28 | .421/.500 | 17-28/11-18 | .607/.611 | 34/28 | +6 | 9/16 | 14/15 | 2/3 | 9/7 | 19/21 |
| UAB | 40/41 | 35/39 | 75-80 | (5) | 30-60/26-53 | .500/.491 | 3-15/10-23 | .200/.435 | 12-17/18-21 | .706/.857 | 37/27 | +10 | 11/15 | 20/17 | 4/3 | 11/8 | 20/12 |
| St. Joseph's | 32/29 | 34/33 | 66-62 | +4 | 21-58/24-54 | .362/.444 | 5-14/4-15 | .357/.267 | 19-30/10-15 | .633/.667 | 40/34 | +6 | 14/15 | 10/14 | 1/5 | 8/5 | 14/20 |
| Middle Tenn. | 19/40 | 31/33 | 50-73 | (23) | 18-53/26-60 | .340/.433 | 4-20/10-29 | .200/.345 | 10-18/11-21 | .556/.524 | 29/36 | (7) | 8/12 | 23/16 | 1/3 | 8/12 | 22/14 |
| Dayton | 24/37 | 39/26 | 76-74 | +2 | 26-64/28-63 | .406/.444 | 6-23/9-25 | .261/.360 | 18-26/9-14 | .692/.643 | 33/35 | (2) | 6/15 | 13/20 | 2/2 | 14/5 | 22/20 |
| Drake | 42/44 | 40/39 | 82-83 | (1) | 28-62/32-61 | .452/.525 | 13-29/7-25 | .448/.280 | 13-16/12-13 | .813/.923 | 29/24 | +5 | 15/20 | 20/19 | 2/0 | 11/10 | 14/15 |
| South Alabama | 37/32 | 45/30 | 82-62 | +20 | 32-60/25-59 | .533/.424 | 12-24/10-31 | .500/.323 | 6-12/2-4 | .500/.500 | 36/30 | +6 | 16/12 | 13/15 | 3/0 | 7/4 | 13/7 |
| TCU | 31/44 | 34/36 | 65-80 | (15) | 24-67/25-67 | .358/.373 | 3-25/7-26 | .120/.269 | 14-19/23-33 | .737/.697 | 42/49 | (7) | 14/18 | 19/16 | 3/4 | 11/9 | 25/16 |
| Beth.-Cookman | 36/31 | 38/25 | 74-56 | +18 | 30-59/19-56 | .508/.339 | 8-25/5-24 | .320/.208 | 6-7/13-24 | .857/.542 | 43/26 | +17 | 14/7 | 19/11 | 4/0 | 6/9 | 22/8 |
| Jacksonville St. | 27/18 | 35/35 | 62-53 | +9 | 22-55/16-47 | .400/.340 | 5-19/13-31 | .263/.419 | 13-16/8-9 | .813/.889 | 36/30 | +6 | 8/13 | 21/27 | 2/2 | 14/8 | 12/14 |
| Vanderbilt | 18/47 | 37/30 | 55-77 | (22) | 17-60/31-52 | .283/.596 | 3-23/1-3 | .130/.333 | 18-23/14-22 | .783/.636 | 30/39 | (9) | 10/21 | 27/29 | 1/2 | 17/13 | 20/19 |
| Arkansas | 27/44 | 43/42 | 70-86 | (16) | 27-66/32-62 | .409/.516 | 9-26/12-27 | .346/.444 | 7-13/10-11 | .538/.909 | 35/36 | (1) | 16/16 | 19/18 | 1/1 | 11/13 | 15/12 |
| Florida | 31/42 | 32/41 | 63-83 | (20) | 24-61/32-52 | .393/.615 | 7-29/10-17 | .241/.588 | 8-11/9-11 | .727/.818 | 29/30 | (1) | 12/13 | 16/17 | 1/1 | 13/12 | 16/8 |
| Alabama | 26/33 | 22/42 | 48-75 | (27) | 19-69/28-54 | .275/.519 | 6-26/11-29 | .231/.379 | 4-7/8-10 | .571/.800 | 38/39 | (1) | 11/21 | 13/17 | 2/4 | 11/5 | 12/14 |

Game-by-Game Leaders

| | Points | Rebounds | Assists | Steals | Blocked Shots |
|--------------------|---------------------------|---------------------------|--------------------------|--------------------|----------------------|
| Wofford | 25-Unique Thompson | 13-Unique Thompson | 4-White/Hughes | 3-Annie Hughes | 1-Moore/Howard |
| Old Dominion | 17-Daisa Alexander | 10-Unique Thompson | 2-(three plays) | 4-Daisa Alexander | 1-Jackson/Howard |
| at UAB | 24-Unique Thompson | 19-Unique Thompson | 3-Hughes/Howard | 4-Daisa Alexander | 2-Unique Thompson |
| St. Joseph's | 18-Lauren Hansen | 12-Unique Thompson | 5-Unique Thompson | 4-Lauren Hansen | 1-Kiyae' White |
| Middle Tennessee | 15-Unique Thompson | 10-Unique Thompson | 3-Sania Wells | 3-Alexander/Howard | 1-Erin Howard |
| Dayton | 22-Daisa Alexander | 11-Unique Thompson | 3-Daisa Alexander | 4-Brooke Moore | 1-White/Thompson |
| Drake | 24-Alexander/Hansen | 11-Unique Thompson | 4-Alexander/Hansen | 4-Unique Thompson | 2-Erin Howard |
| at South Alabama | 20-Brooke Moore | 10-Unique Thompson | 4-Lauren Hansen | 4-Erin Howard | 1-(three players) |
| at TCU | 31-Unique Thompson | 15-Unique Thompson | 4-Alexander/Rob.-Nwagwu | 3-White/Howard | 2-Erin Howard |
| Bethune-Cookman | 16-Unique Thompson | 13-Unique Thompson | 3-Hansen/Rob.-Nwagwu | 4-Unique Thompson | 2-Robyn Benton |
| Jacksonville State | 20-Unique Thompson | 10-Unique Thompson | 2-Moore/Hansen | 3-(three players) | 1-Thompson/Howard |
| at Vanderbilt | 17-Brooke Moore | 10-Unique Thompson | 4-Daisa Alexander | 4-Robyn Benton | 1-Kiyae' White |
| Arkansas | 19-Alexander/Moore | 13-Unique Thompson | 6-Unique Thompson | 4-Robyn Benton | 1-Unique Thompson |
| Florida | 14-Brooke Moore | 10-Unique Thompson | 3-Hansen/Rob.-Nwagwu | 4-Erin Howard | 1-Robyn Benton |
| Alabama | 16-Unique Thompson | 14-Unique Thompson | 4-Lauren Hansen | 3-Robyn Benton | 2-Erin Howard |

2019-20 Starting Lineups

| | Point Guard (1) | Wing (2) | Wing (3) | Wing (4) | Post (5) |
|---------------------|------------------------|-----------------|-----------------|-----------------|-----------------|
| Wofford | Daisa Alexander | Brooke Moore | Annie Hughes | Kiyae' White | Unique Thompson |
| Old Dominion | Daisa Alexander | Brooke Moore | Annie Hughes | Kiyae' White | Unique Thompson |
| at UAB | Lauren Hansen | Brooke Moore | Daisa Alexander | Annie Hughes | Unique Thompson |
| St. Joseph's | Lauren Hansen | Brooke Moore | Daisa Alexander | Kiyae' White | Unique Thompson |
| vs Middle Tennessee | Lauren Hansen | Brooke Moore | Daisa Alexander | Kiyae' White | Unique Thompson |
| vs Dayton | Lauren Hansen | Brooke Moore | Daisa Alexander | Kiyae' White | Unique Thompson |
| vs Drake | Lauren Hansen | Brooke Moore | Daisa Alexander | Kiyae' White | Unique Thompson |
| at South Alabama | Lauren Hansen | Brooke Moore | Daisa Alexander | Kiyae' White | Unique Thompson |
| at TCU | Lauren Hansen | Brooke Moore | Daisa Alexander | Kiyae' White | Unique Thompson |
| Bethune-Cookman | Lauren Hansen | Annie Hughes | Daisa Alexander | Kiyae' White | Unique Thompson |
| Jacksonville State | Lauren Hansen | Brooke Moore | Daisa Alexander | Kiyae' White | Unique Thompson |
| at Vanderbilt | Lauren Hansen | Brooke Moore | Daisa Alexander | Kiyae' White | Unique Thompson |
| Arkansas | Daisa Alexander | Brooke Moore | Annie Hughes | Erin Howard | Unique Thompson |
| Florida | Lauren Hansen | Brooke Moore | Annie Hughes | Erin Howard | Unique Thompson |
| Alabama | Lauren Hansen | Brooke Moore | Annie Hughes | Erin Howard | Unique Thompson |

Record by Starting Lineup

| | |
|--|-------------|
| Alexander, Moore, Hughes, White, Thompson | 1-1 (.500) |
| Hansen, Moore, Alexander, Hughes, Thompson | 0-1 (.000) |
| Hansen, Moore, Alexander, White, Thompson | 4-4 (.500) |
| Hansen, Hughes, Alexander, White, Thompson | 1-0 (1.000) |
| Alexander, Moore, Hughes, Howard, Thompson | 0-1 (.000) |
| Hansen, Moore, Hughes, Howard, Thompson | 0-2 (.000) |



Terri

WILLIAMS-FLOURNOY

Head Coach

Seventh Season at Auburn • 15th as a Head Coach • 27th Season in coaching

Hampton, Va. • Penn State, 1991

• *Has taken her teams to postseason appearances in nine of the last 11 years, including six NCAA Tournament appearances*

- *Led Auburn to 19 or more wins in four of her first seven years*
- *Has had six players selected to All-SEC teams*
- *Auburn has forced an average of 20.0+ turnovers per game under Coach Flo*
- *Led Auburn to the postseason in five of seven seasons, advancing to WNIT Quarterfinals in 2013 and Third Round in 2014, along with NCAA Tournament in 2016, 2017 and 2019*
- *Won her 100th game at Auburn on Feb. 8, 2018, defeating LSU 70-62*
- *Picked up her 200th career head coaching victory Dec. 5, 2015 at home vs. East Carolina*
- *Won 250th career game at Xavier (La.) on Nov. 28, 2018*
- *Recorded her 400th career win as a collegiate coach in Auburn's 68-58 win over Hofstra on Dec. 9, 2012*
- *Won her 500th game as a collegiate coach with victory over Louisiana-Lafayette on Nov. 25,*

2018

- *Picked up first SEC win in 50-47 win over #23 Arkansas in 2013*
- *Earned second win over ranked opponent at Auburn and snapped 21-game skid to #16 Vanderbilt with 68-62 win in Nashville on Feb. 13, 2014*
- *Picked up first top-10 win with a 66-61 victory over #7 Kentucky on Jan. 3, 2016*
- *Has 273 wins as a head coach and 251 as an assistant for a .614 winning percentage over 28 years as a collegiate coach*
- *Has been part of six conference championships and 21 post-season appearances as an assistant and head coach*
- *2010 Black Coaches Association Coach of the Year*
- *Served as an assistant coach for Team USA that won a gold medal at the 2011 World University Games in Shenzhen, China*
- *Coached teams to 15 NCAA Tournament appearances, nine as an assistant and six as a head coach*
- *Has coached 24 players that have gone on to the professional ranks, including seven in the WNBA*
- *As an assistant, helped coach Georgia to an NCAA Final Four appearance and two NCAA Elite Eight appearances*
- *Coached three Georgetown players to three all-conference honors and one All-America award*
- *Has a 612-365 record in 31 seasons as a head coach, assistant coach and player*
- *Helped coach Georgetown to a Big East title in 1992*
- *As an assistant coach at Southwest Missouri State, helped the team to two straight NCAA Tournaments and two consecutive Missouri Valley Conference Tournament titles*

| | | |
|--|-----------------------|-------------------|
| All-time record as player and coach: | 612-365 (.626) | 32 seasons |
| Record as collegiate player: | 88-36 (.709) | 4 seasons |
| Record as collegiate coach: | 524-329 (.614) | 28 seasons |
| Record as collegiate assistant coach: | 251-117 (.683) | 12 seasons |
| Record as collegiate head coach: | 273-214 (.561) | 16 seasons |
| Record as Auburn head coach: | 130-110 (.542) | 8 seasons |

Williams-FLOURNOY Year-by-Year

Penn State, Player (1987-91)

| Year | Record | Conf. | Other Information |
|---------|--------|-------|-------------------|
| 1987-88 | 20-13 | 11-7 | NCAA Second Round |
| 1988-89 | 14-14 | 12-6 | |
| 1989-90 | 25-7 | 15-3 | NCAA Second Round |
| 1990-91 | 29-2 | 17-1 | NCAA Second Round |

Georgetown, Assistant Coach (1992-96)

| Year | Record | Conf. | Other Information |
|---------|--------|-------|-------------------------------------|
| 1992-93 | 23-7 | 15-3 | Big East Champions NCAA Sweet 16 |
| 1993-94 | 12-15 | 6-12 | |
| 1994-95 | 11-17 | 6-12 | |
| 1995-96 | 12-15 | 7-11 | |

Georgia, Assistant Coach (1996-2002)

| Year | Record | Conf. | Other Information |
|-----------|--------|-------|---|
| 1996-97 | 25-6 | 11-1 | SEC Champions NCAA Elite Eight |
| 1997-98 | 17-11 | 8-6 | NCAA First Round |
| 1998-99 | 27-7 | 9-5 | NCAA Final Four |
| 1999-2000 | 32-4 | 13-1 | SEC Champions NCAA Elite Eight |
| 2000-01 | 27-6 | 11-3 | SEC Tournament Champions NCAA Second Round |
| 2001-02 | 19-11 | 6-8 | NCAA First Round |

Southwest Missouri State, Assistant Coach (2002-04)

| Year | Record | Conf. | Other Information |
|---------|--------|-------|---|
| 2002-03 | 18-13 | 11-7 | MVC Tournament Champions NCAA First Round |
| 2003-04 | 28-4 | 16-2 | Missouri Valley Champions MVC Tournament Champions NCAA First Round |

Georgetown, Head Coach (2004-12)

| Year | Record | Conf. | Other Information |
|---------|--------|-------|--------------------|
| 2004-05 | 12-16 | 7-9 | |
| 2005-06 | 10-17 | 3-13 | |
| 2006-07 | 13-16 | 3-13 | |
| 2007-08 | 15-14 | 5-11 | |
| 2008-09 | 20-14 | 7-9 | WNIT Quarterfinals |
| 2009-10 | 26-7 | 13-3 | NCAA Second Round |
| 2010-11 | 24-11 | 9-7 | NCAA Sweet 16 |
| 2011-12 | 23-9 | 11-5 | NCAA Second Round |

Auburn, Head Coach (2012-present)

| Year | Record | Conf. | Other Information |
|---------|--------|-------|--------------------|
| 2012-13 | 19-15 | 5-11 | WNIT Quarterfinals |
| 2013-14 | 19-15 | 7-9 | WNIT Third Round |
| 2014-15 | 13-18 | 3-13 | |
| 2015-16 | 20-13 | 8-8 | NCAA Second Round |
| 2016-17 | 17-15 | 7-9 | NCAA First Round |
| 2017-18 | 14-15 | 5-11 | |
| 2018-19 | 22-10 | 9-7 | NCAA First Round |
| 2019-20 | 6-9 | 0-4 | |



Daisa ALEXANDER

#0

Senior • Guard • 5-8

Decatur, Ga.

****2018 SEC All-Defensive Team****

Southwest DeKalb HS

Named to 2019-20 Preseason All-SEC Second Team (coaches)

- Missed the Florida and Alabama games with ankle injury suffered vs. Arkansas (1/5)
- Scored 1,000th career point vs. Jacksonville State (12/28); 34th Auburn player to reach that milestone
- 12th in SEC in scoring (13.9 ppg); has four games with 20+ points this year; 5th in steals (2.3/game)
- Opened season with 22-point, 6-rebound performance in win over Wofford (11/6)
- Auburn's leading returning scorer, averaged 12.6 points/game in 2018-19
- Scored in double-digits in 14 of 16 SEC games; led Auburn in 8 SEC games in 18-19; averaged 14.9 points in SEC play; 16.9 points in SEC road games
- Top 2 in steals in SEC last two years; led league with 2.8/game in '18; 2nd in SEC with 2.3/game in '19
- Scored career-high 25 points on 9-14 shooting at Indiana while playing just 20 minutes off the bench (12/3); 12 points in 4th quarter

SEASON HIGHS

| | | | |
|----------|----|-------------------------------|----------|
| Points | 24 | vs. Drake | 12/1/19 |
| Rebounds | 6 | 2x; last vs. Jacksonville St. | 12/28/19 |
| Assists | 4 | 3x; last at Vanderbilt | 1/2/20 |
| Blocks | | | |

| Opponent | Start | Min. | FG-A | 3PT-A | FT-A | O-D-T | PF | Ast. | TO | Blk. | St. | Pts. |
|----------------------|-------|------|------|-------|------|-----------------|----|------|----|------|-----|------|
| WOFFORD | * | 33 | 6-12 | 1-3 | 9-14 | 1-5-6 | 3 | 2 | 3 | 0 | 2 | 22 |
| OLD DOMINION | * | 29 | 5-16 | 2-5 | 5-6 | 1-3-4 | 4 | 2 | 3 | 0 | 4 | 17 |
| at UAB | * | 30 | 9-14 | 2-3 | 0-1 | 0-2-2 | 4 | 1 | 2 | 0 | 4 | 20 |
| ST. JOSEPH'S | * | 33 | 3-13 | 0-1 | 2-4 | 0-2-2 | 2 | 3 | 0 | 0 | 2 | 8 |
| vs Middle Tennessee | * | 24 | 2-6 | 0-0 | 2-2 | 1-1-2 | 2 | 0 | 2 | 0 | 3 | 6 |
| vs. Dayton | * | 33 | 9-17 | 1-5 | 3-3 | 1-2-3 | 4 | 3 | 2 | 0 | 3 | 22 |
| vs. Drake | * | 31 | 7-17 | 4-9 | 6-6 | 1-2-3 | 1 | 4 | 3 | 0 | 3 | 24 |
| at South Alabama | * | 26 | 6-10 | 2-4 | 0-0 | 2-2-4 | 2 | 1 | 0 | 0 | 0 | 14 |
| at TCU | * | 21 | 3-11 | 0-5 | 0-0 | 0-2-2 | 5 | 4 | 1 | 0 | 2 | 6 |
| BETHUNE-COOKMAN | * | 28 | 5-10 | 1-5 | 0-0 | 0-4-4 | 3 | 2 | 2 | 0 | 1 | 11 |
| JACKSONVILLE ST. | * | 30 | 5-10 | 0-2 | 0-0 | 0-6-6 | 1 | 2 | 3 | 0 | 1 | 10 |
| at Vanderbilt | * | 26 | 0-7 | 0-4 | 2-2 | 2-3-5 | 2 | 4 | 1 | 0 | 1 | 2 |
| ARKANSAS | * | 23 | 7-12 | 3-5 | 2-2 | 0-1-1 | 3 | 1 | 3 | 0 | 2 | 19 |
| FLORIDA | | | | | | --DNP-Injured-- | | | | | | |
| ALABAMA | | | | | | --DNP-Injured-- | | | | | | |
| at Georgia | | | | | | | | | | | | |
| OLE MISS | | | | | | | | | | | | |
| at Kentucky | | | | | | | | | | | | |
| at Mississippi State | | | | | | | | | | | | |
| VANDERBILT | | | | | | | | | | | | |
| at Alabama | | | | | | | | | | | | |
| at South Carolina | | | | | | | | | | | | |
| LSU | | | | | | | | | | | | |
| MISSISSIPPI STATE | | | | | | | | | | | | |
| at Texas A&M | | | | | | | | | | | | |
| at Missouri | | | | | | | | | | | | |
| TENNESSEE | | | | | | | | | | | | |

| | | | |
|---------------------|----|---------------------|----------|
| Steals | 4 | 2x; last at UAB | 11/21/19 |
| Field Goals | 9 | 2x; last vs. Dayton | 11/30/19 |
| Field Goal Attempts | 17 | 2x; last vs. Drake | 12/1/19 |
| 3-Point Field Goals | 4 | vs. Drake | 12/1/19 |
| 3-Point FG Attempts | 9 | vs. Drake | 12/1/19 |
| Free Throws | 9 | vs. Wofford | 11/6/19 |
| Free Throw Attempts | 14 | vs. Wofford | 11/6/19 |

CAREER HIGHS

| | | | |
|---------------------|----|---------------------|----------|
| Points | 25 | at Indiana | 12/3/17 |
| Rebounds | 8 | vs. Grambling | 11/6/18 |
| Assists | 8 | vs. UL-Lafayette | 11/25/18 |
| Blocks | 2 | at Kentucky | 2/1/18 |
| Steals | 7 | at LSU | 1/18/18 |
| Field Goals | 9 | 7x; last vs. Dayton | 11/30/19 |
| Field Goal Attempts | 23 | at Tennessee | 1/4/18 |
| 3-Point Field Goals | 4 | 4x; last vs. Drake | 12/1/19 |
| 3-Point FG Attempts | 11 | vs. BYU | 3/23/19 |
| Free Throws | 9 | vs. Wofford | 11/6/19 |
| Free Throw Attempts | 9 | vs. Wofford | 11/6/19 |

ALEXANDER'S CAREER STATISTICS

| Season | gp-gs | min/avg | Total | | 3-Point | | F-Throws | | Rebounds | | | | Scoring | | | | | | | |
|--------------|--------------|------------------|----------------|-------------|----------------|-------------|----------------|-------------|-----------|------------|------------|------------|------------|----------|------------|------------|----------|------------|-------------|-------------|
| | | | fg-fga | pct | fg-fga | pct | ft-fta | pct | off | def | tot | avg | pf | fo | ast | to | blk | stl | pts | avg |
| 2016-17 | 20-0 | 113/5.7 | 9-37 | .243 | 1-10 | .100 | 7-10 | .700 | 9 | 8 | 17 | 0.9 | 18 | 0 | 1 | 10 | 0 | 9 | 26 | 1.3 |
| 2017-18 | 29-12 | 746/25.7 | 157-403 | .390 | 41-122 | .336 | 57-77 | .740 | 17 | 59 | 76 | 2.6 | 73 | 0 | 39 | 79 | 3 | 80 | 412 | 14.2 |
| 2018-19 | 32-32 | 892/27.9 | 148-380 | .389 | 60-166 | .361 | 48-70 | .686 | 22 | 79 | 101 | 3.2 | 73 | 2 | 56 | 57 | 3 | 74 | 404 | 12.6 |
| 2019-20 | 13-13 | 364/28.0 | 67-155 | .432 | 16-51 | .314 | 31-40 | .775 | 9 | 35 | 44 | 3.4 | 36 | 1 | 27 | 26 | 0 | 30 | 181 | 13.9 |
| TOTAL | 94-57 | 2115/22.5 | 381-975 | .391 | 118-349 | .338 | 143-197 | .726 | 57 | 181 | 238 | 2.5 | 200 | 3 | 123 | 172 | 6 | 193 | 1023 | 10.9 |



Robyn BENTON

#1

Sophomore • Guard • 5-9

Conyers, Ga.

2019 SEC All-Freshman Team

Greater Atlanta Christian HS

• 2019 SEC All-Freshman Team

- Leads SEC with 3.5 steals/game in conference play
- Scored 10 points in season debut vs. Bethune-Cookman (12/15); missed first 9 games with injury
- Averaged 6.1 points/game in '18-19, top 5 among SEC freshmen
- Auburn's top returning 3-point shooter by percentage at 37.2% (35-94)
- Made game-winning shot + free throw with 8.6 seconds left to finish off 20-point comeback win at Vanderbilt (1/17); named SEC Freshman/Week
- Hit 5-of-5 3-point attempts and scored 15 points in win at Elon (12/22)
- Shared team lead with 16 points and hit three 3-pointers in collegiate debut vs. Grambling (11/6)
- Sister of former Tennessee football player Inky Johnson

SEASON HIGHS

| | | | |
|---------------------|----|-----------------------|----------|
| Points | 10 | vs. Bethune-Cookman | 12/15/19 |
| Rebounds | 4 | vs. Alabama | 1/12/20 |
| Assists | 3 | 2x; last vs. Florida | 1/9/20 |
| Blocks | 2 | vs. Bethune-Cookman | 12/15/19 |
| Steals | 4 | 2x; last vs. Arkansas | 1/5/20 |
| Field Goals | 4 | vs. Bethune-Cookman | 12/15/19 |
| Field Goal Attempts | 9 | vs. Alabama | 1/12/20 |
| 3-Point Field Goals | 2 | 2x; last vs. Alabama | 1/12/20 |
| 3-Point FG Attempts | 6 | vs. Alabama | 1/12/20 |
| Free Throws | 1 | 2x; last vs. Alabama | 1/12/20 |
| Free Throw Attempts | 2 | 2x; last vs. Alabama | 1/12/20 |

| Opponent | Start | Min. | FG-A | 3PT-A | FT-A | O-D-T | PF | Ast. | TO | Blk. | St. | Pts. |
|----------------------|-------|------|------|-------|------|-----------------|----|------|----|------|-----|------|
| WOFFORD | | | | | | --DNP-Injured-- | | | | | | |
| OLD DOMINION | | | | | | --DNP-Injured-- | | | | | | |
| at UAB | | | | | | --DNP-Injured-- | | | | | | |
| ST. JOSEPH'S | | | | | | --DNP-Injured-- | | | | | | |
| vs Middle Tennessee | | | | | | --DNP-Injured-- | | | | | | |
| vs. Dayton | | | | | | --DNP-Injured-- | | | | | | |
| vs. Drake | | | | | | --DNP-Injured-- | | | | | | |
| at South Alabama | | | | | | --DNP-Injured-- | | | | | | |
| at TCU | | | | | | --DNP-Injured-- | | | | | | |
| BETHUNE-COOKMAN | 15 | | 4-7 | 2-4 | 0-0 | 1-0-1 | 1 | 1 | 0 | 2 | 1 | 10 |
| JACKSONVILLE ST. | 18 | | 2-5 | 0-1 | 0-0 | 1-1-2 | 1 | 1 | 0 | 0 | 1 | 4 |
| at Vanderbilt | 20 | | 0-5 | 0-0 | 0-0 | 1-0-1 | 1 | 0 | 3 | 0 | 4 | 0 |
| ARKANSAS | 20 | | 2-7 | 1-2 | 1-2 | 1-0-1 | 2 | 3 | 1 | 0 | 4 | 6 |
| FLORIDA | 24 | | 1-6 | 0-3 | 0-0 | 0-1-1 | 2 | 3 | 1 | 1 | 3 | 2 |
| ALABAMA | 24 | | 3-9 | 2-6 | 1-2 | 4-0-4 | 1 | 0 | 2 | 0 | 3 | 9 |
| at Georgia | | | | | | | | | | | | |
| OLE MISS | | | | | | | | | | | | |
| at Kentucky | | | | | | | | | | | | |
| at Mississippi State | | | | | | | | | | | | |
| VANDERBILT | | | | | | | | | | | | |
| at Alabama | | | | | | | | | | | | |
| at South Carolina | | | | | | | | | | | | |
| LSU | | | | | | | | | | | | |
| MISSISSIPPI STATE | | | | | | | | | | | | |
| at Texas A&M | | | | | | | | | | | | |
| at Missouri | | | | | | | | | | | | |
| TENNESSEE | | | | | | | | | | | | |

CAREER HIGHS

| | | | |
|---------------------|----|-----------------------|----------|
| Points | 16 | vs. Grambling | 11/6/18 |
| Rebounds | 5 | at XULA | 11/28/18 |
| Assists | 3 | 4x; last vs. Florida | 1/9/20 |
| Blocks | 2 | vs. Bethune-Cookman | 12/15/19 |
| Steals | 4 | 3x; last vs. Arkansas | 1/5/20 |
| Field Goals | 6 | vs. Grambling | 11/6/18 |
| Field Goal Attempts | 12 | vs. Grambling | 11/6/18 |
| 3-Point Field Goals | 5 | at Elon | 12/22/18 |
| 3-Point FG Attempts | 8 | vs. Grambling | 11/6/18 |
| Free Throws | 6 | vs. Alabama | 2/17/19 |
| Free Throw Attempts | 6 | vs. Alabama | 2/17/19 |

BENTON'S CAREER STATISTICS

| Season | gp-gs | min/avg | Total | | 3-Point | | F-Throws | | Rebounds | | | | Scoring | | | | | | | |
|---------|-------|----------|--------|------|---------|------|----------|------|----------|-----|-----|-----|---------|----|-----|----|-----|-----|-----|-----|
| | | | fg-fga | pct | fg-fga | pct | ft-fta | pct | off | def | tot | avg | pf | fo | ast | to | blk | stl | pts | avg |
| 2018-19 | 32-0 | 457/14.3 | 64-167 | .383 | 35-94 | .372 | 24-34 | .706 | 16 | 26 | 42 | 1.3 | 41 | 0 | 18 | 15 | 3 | 34 | 187 | 5.8 |
| 2019-20 | 6-0 | 121/20.2 | 12-39 | .308 | 5-16 | .313 | 2-4 | .500 | 8 | 2 | 10 | 1.7 | 8 | 0 | 8 | 7 | 3 | 16 | 31 | 5.2 |
| TOTAL | 38-0 | 578/15.2 | 76-206 | .369 | 40-110 | .364 | 26-38 | .684 | 24 | 28 | 52 | 1.4 | 49 | 0 | 26 | 22 | 6 | 50 | 218 | 5.7 |



Sania WELLS

#2

Freshman • Guard • 5-7

Moss Point, Miss.

East Central HS

- Matched season-high with 4 points on 2-3 shooting vs. Florida (1/9)
- Made collegiate debut at UAB; scored 4 points while playing 17 minutes
- Missed first two games with injury
- Ranked as No. 27 point guard nationally by ESPN HoopGurlz
- USA Today All-Mississippi team
- Averaged 27 points, 5 rebounds, 4 steals as a HS senior

SEASON/CAREER HIGHS

| | | | |
|---------------------|---|----------------------|----------|
| Points | 4 | 2x; last vs. Florida | 1/9/20 |
| Rebounds | 3 | vs. St. Joseph's | 11/24/19 |
| Assists | 3 | vs. Middle Tenn. | 11/29/19 |
| Blocks | | | |
| Steals | 2 | vs. Alabama | 1/12/20 |
| Field Goals | 2 | vs. Florida | 1/9/20 |
| Field Goal Attempts | 4 | at UAB | 11/21/19 |
| 3-Point Field Goals | 1 | vs. Alabama | 1/12/20 |
| 3-Point FG Attempts | 3 | vs. Alabama | 1/12/20 |
| Free Throws | 2 | 2x; last vs. Drake | 12/1/19 |
| Free Throw Attempts | 2 | 3x; last vs. Drake | 12/1/19 |

| Opponent | Start | Min. | FG-A | 3PT-A | FT-A | O-D-T | PF | Ast. | TO | Blk. | St. | Pts. |
|----------------------|-------|------|------|-------|------|-----------------|----|------|----|------|-----|------|
| WOFFORD | | | | | | --DNP-Injured-- | | | | | | |
| OLD DOMINION | | | | | | --DNP-Injured-- | | | | | | |
| at UAB | 17 | | 1-4 | 0-1 | 2-2 | 0-0-0 | 2 | 0 | 2 | 0 | 0 | 4 |
| ST. JOSEPH'S | 5 | | 0-2 | 0-0 | 0-0 | 0-3-3 | 1 | 0 | 1 | 0 | 0 | 0 |
| vs Middle Tennessee | 13 | | 1-1 | 0-0 | 1-2 | 0-1-1 | 2 | 3 | 1 | 0 | 0 | 3 |
| vs. Dayton | 4 | | 0-0 | 0-0 | 0-0 | 0-0-0 | 1 | 0 | 0 | 0 | 1 | 0 |
| vs. Drake | 4 | | 0-0 | 0-0 | 2-2 | 0-0-0 | 0 | 1 | 0 | 0 | 0 | 2 |
| at South Alabama | 3 | | 0-1 | 0-0 | 0-0 | 0-1-1 | 0 | 2 | 0 | 0 | 0 | 0 |
| at TCU | 1 | | 0-0 | 0-0 | 0-0 | 0-0-0 | 0 | 0 | 0 | 0 | 0 | 0 |
| BETHUNE-COOKMAN | 6 | | 0-1 | 0-1 | 0-0 | 0-0-0 | 0 | 0 | 1 | 0 | 0 | 0 |
| JACKSONVILLE ST. | 3 | | 0-0 | 0-0 | 0-0 | 0-0-0 | 0 | 0 | 1 | 0 | 0 | 0 |
| at Vanderbilt | | | | | | --DNP-- | | | | | | |
| ARKANSAS | 1 | | 0-0 | 0-0 | 0-0 | 0-0-0 | 0 | 1 | 0 | 0 | 0 | 0 |
| FLORIDA | 6 | | 2-3 | 0-1 | 0-0 | 1-1-2 | 2 | 0 | 0 | 0 | 0 | 4 |
| ALABAMA | 10 | | 1-3 | 1-3 | 0-0 | 1-0-1 | 0 | 1 | 0 | 0 | 2 | 3 |
| at Georgia | | | | | | | | | | | | |
| OLE MISS | | | | | | | | | | | | |
| at Kentucky | | | | | | | | | | | | |
| at Mississippi State | | | | | | | | | | | | |
| VANDERBILT | | | | | | | | | | | | |
| at Alabama | | | | | | | | | | | | |
| at South Carolina | | | | | | | | | | | | |
| LSU | | | | | | | | | | | | |
| MISSISSIPPI STATE | | | | | | | | | | | | |
| at Texas A&M | | | | | | | | | | | | |
| at Missouri | | | | | | | | | | | | |
| TENNESSEE | | | | | | | | | | | | |

WELLS' CAREER STATISTICS

| Season | gp-gs | min/avg | Total | | 3-Point | | F-Throws | | Rebounds | | | | Steals | | | Scoring | | | | |
|---------|-------|---------|--------|------|---------|------|----------|------|----------|-----|-----|-----|--------|----|-----|---------|-----|-----|-----|-----|
| | | | fg-fga | pct | fg-fga | pct | ft-fta | pct | off | def | tot | avg | pf | fo | ast | to | blk | stl | pts | avg |
| 2019-20 | 12-0 | 73/6.1 | 5-15 | .333 | 1-6 | .167 | 5-6 | .833 | 2 | 6 | 8 | 0.7 | 8 | 0 | 8 | 6 | 0 | 3 | 16 | 1.3 |
| TOTAL | 12-0 | 73/6.1 | 5-15 | .333 | 1-6 | .167 | 5-6 | .833 | 2 | 6 | 8 | 0.7 | 8 | 0 | 8 | 6 | 0 | 3 | 16 | 1.3 |



Annie HUGHES

#3

Freshman • Guard • 5-9

Dutton, Ala.

Pisgah HS

- Scored 10 points and led Auburn with 4 assists & 3 steals in collegiate debut vs. Wofford (11/6)
- Was the third true freshman to start her first game under Williams-Flournoy (Unique Thompson in 2017, Katie Frerking in 2013)
- 2019 Alabama Miss Basketball, first to attend Auburn since Whitney Boddie in 2005
- Led Pisgah HS to 65-2 record and back-to-back 3A state titles in 2018 and 2019
- Averaged 21.4 points, 7.0 rebounds, 4.2 assists and 3.5 steals as a high school senior
- All-state first team in 2018 and 2019
- Also helped Pisgah HS to 2019 state softball championship

SEASON/CAREER HIGHS

| | | |
|---------------------|------------------------|----------|
| Points | 12 vs. Old Dominion | 11/14/19 |
| Rebounds | 7 vs. Bethune-Cookman | 12/15/19 |
| Assists | 4 vs. Wofford | 11/6/19 |
| Blocks | | |
| Steals | 3 vs. Wofford | 11/6/19 |
| Field Goals | 5 vs. Old Dominion | 11/14/19 |
| Field Goal Attempts | 7 vs. Old Dominion | 11/14/19 |
| 3-Point Field Goals | 1 7x; last vs. Alabama | 1/12/20 |
| 3-Point FG Attempts | 4 vs. Alabama | 1/12/20 |
| Free Throws | 2 vs. Middle Tenn. | 11/29/19 |
| Free Throw Attempts | 4 vs. Middle Tenn. | 11/29/19 |

| Opponent | Start | Min. | FG-A | 3PT-A | FT-A | O-D-T | PF | Ast. | TO | Blk. | St. | Pts. |
|----------------------|-------|------|------|-------|------|-------|----|------|----|------|-----|------|
| WOFFORD | * | 30 | 4-5 | 1-1 | 1-1 | 2-0-2 | 3 | 4 | 0 | 0 | 3 | 10 |
| OLD DOMINION | * | 35 | 5-7 | 1-1 | 1-2 | 3-1-4 | 1 | 1 | 0 | 0 | 2 | 12 |
| at UAB | * | 29 | 1-4 | 0-1 | 0-0 | 0-1-1 | 3 | 3 | 0 | 0 | 1 | 2 |
| ST. JOSEPH'S | | 18 | 2-4 | 1-2 | 0-0 | 1-3-4 | 1 | 0 | 0 | 0 | 0 | 5 |
| vs Middle Tennessee | | 20 | 0-4 | 0-2 | 2-4 | 0-3-3 | 2 | 0 | 1 | 0 | 0 | 2 |
| vs. Dayton | | 18 | 1-3 | 0-2 | 0-0 | 0-0-0 | 2 | 0 | 0 | 0 | 0 | 2 |
| vs. Drake | | 11 | 2-3 | 1-1 | 0-0 | 0-0-0 | 0 | 0 | 3 | 0 | 0 | 5 |
| at South Alabama | | 16 | 2-3 | 0-0 | 0-0 | 1-0-1 | 0 | 0 | 0 | 0 | 1 | 4 |
| at TCU | | 22 | 0-4 | 0-2 | 0-0 | 2-0-2 | 1 | 2 | 1 | 0 | 0 | 0 |
| BETHUNE-COOKMAN | * | 31 | 2-5 | 1-3 | 0-0 | 4-3-7 | 2 | 2 | 2 | 0 | 0 | 5 |
| JACKSONVILLE ST. | | 13 | 0-0 | 0-0 | 0-0 | 1-0-1 | 2 | 1 | 2 | 0 | 0 | 0 |
| at Vanderbilt | | 14 | 0-3 | 0-1 | 1-2 | 2-0-2 | 2 | 0 | 0 | 0 | 1 | 1 |
| ARKANSAS | * | 19 | 1-6 | 0-1 | 0-0 | 1-1-2 | 1 | 0 | 1 | 0 | 0 | 2 |
| FLORIDA | * | 18 | 1-3 | 1-3 | 0-0 | 0-0-0 | 1 | 0 | 0 | 0 | 0 | 3 |
| ALABAMA | * | 20 | 2-5 | 1-4 | 0-0 | 1-2-3 | 0 | 0 | 1 | 0 | 1 | 5 |
| at Georgia | | | | | | | | | | | | |
| OLE MISS | | | | | | | | | | | | |
| at Kentucky | | | | | | | | | | | | |
| at Mississippi State | | | | | | | | | | | | |
| VANDERBILT | | | | | | | | | | | | |
| at Alabama | | | | | | | | | | | | |
| at South Carolina | | | | | | | | | | | | |
| LSU | | | | | | | | | | | | |
| MISSISSIPPI STATE | | | | | | | | | | | | |
| at Texas A&M | | | | | | | | | | | | |
| at Missouri | | | | | | | | | | | | |
| TENNESSEE | | | | | | | | | | | | |

HUGHES' CAREER STATISTICS

| Season | gp-gs | min/avg | Total | | 3-Point | | F-Throws | | | Rebounds | | | | Scoring | | | | | | |
|---------|-------|----------|--------|------|---------|------|----------|------|-----|----------|-----|-----|----|---------|-----|----|-----|-----|-----|-----|
| | | | fg-fga | pct | fg-fga | pct | ft-fa | pct | off | def | tot | avg | pf | fo | ast | to | blk | stl | pts | avg |
| 2019-20 | 15-7 | 316/21.1 | 23-59 | .390 | 7-24 | .292 | 5-9 | .556 | 18 | 14 | 32 | 2.1 | 21 | 0 | 13 | 11 | 0 | 9 | 58 | 3.9 |
| TOTAL | 15-7 | 316/21.1 | 23-59 | .390 | 7-24 | .292 | 5-9 | .556 | 18 | 14 | 32 | 2.1 | 21 | 0 | 13 | 11 | 0 | 9 | 58 | 3.9 |



Brooke MOORE

#5

Sophomore • Guard • 5-7

Atlanta, Ga.

Henry County HS

- Leading scorer for Auburn through four SEC games (12.5 ppg)
- Season-high 20 points on 7-12 FT (4-6 3FG) at South Alabama (12/4)
- Scored 15 points while playing career-high 35 minutes in first career start vs. Wofford (11/6); matched 15-point effort vs. ODU (11/14)
- Started career 21-for-21 at the free-throw line; is 15-19 this season
- Played in 25 games as a freshman; averaged 5.2 points in 12.0 minutes/game
- Led Auburn with career-high 23 points, hit five 3-pointers in win over Alabama State (12/29); also made half-court shot at halftime; named SEC Freshman of the Week
- Scored 14 points and hit 4 3-pointers in win at Elon (12/22); helped set single-game 3-point record for 2nd time in less than a month
- Georgia Class AAAA Player of the Year as a senior; 3-time AJC Player of the Year

SEASON HIGHS

| | | | |
|---------------------|----|------------------------|----------|
| Points | 20 | at South Alabama | 12/4/19 |
| Rebounds | 4 | vs. St. Joseph's | 11/24/19 |
| Assists | 3 | at South Alabama | 12/4/19 |
| Blocks | 1 | vs. Wofford | 11/6/19 |
| Steals | 4 | vs. Dayton | 11/30/19 |
| Field Goals | 8 | vs. Arkansas | 1/5/20 |
| Field Goal Attempts | 17 | vs. Dayton | 11/30/19 |
| 3-Point Field Goals | 4 | at South Alabama | 12/4/19 |
| 3-Point FG Attempts | 10 | vs. Middle Tenn. | 11/29/19 |
| Free Throws | 7 | 2x; last at Vanderbilt | 1/2/20 |
| Free Throw Attempts | 10 | at Vanderbilt | 1/2/20 |

| Opponent | Start | Min. | FG-A | 3PT-A | FT-A | O-D-T | PF | Ast. | TO | Blk. | St. | Pts. |
|----------------------|-------|------|------|-------|------|-----------------|----|------|----|------|-----|------|
| WOFFORD | * | 35 | 6-16 | 1-7 | 2-2 | 1-1-2 | 1 | 1 | 1 | 1 | 2 | 15 |
| OLD DOMINION | * | 24 | 3-9 | 2-6 | 7-7 | 1-0-1 | 0 | 2 | 2 | 0 | 2 | 15 |
| at UAB | * | 23 | 3-8 | 0-4 | 2-2 | 0-1-1 | 2 | 1 | 1 | 0 | 1 | 8 |
| ST. JOSEPH'S | * | 19 | 0-8 | 0-4 | 1-4 | 2-2-4 | 2 | 2 | 1 | 0 | 0 | 1 |
| vs Middle Tennessee | * | 30 | 4-11 | 3-10 | 0-0 | 0-2-2 | 2 | 1 | 5 | 0 | 0 | 11 |
| vs. Dayton | * | 39 | 7-17 | 3-8 | 1-2 | 0-0-0 | 3 | 0 | 4 | 0 | 4 | 18 |
| vs. Drake | * | 25 | 2-10 | 1-4 | 0-0 | 3-0-3 | 2 | 2 | 5 | 0 | 1 | 5 |
| at South Alabama | * | 30 | 7-12 | 4-6 | 2-2 | 0-1-1 | 2 | 3 | 2 | 0 | 1 | 20 |
| at TCU | * | 27 | 3-12 | 1-6 | 1-1 | 2-0-2 | 4 | 0 | 2 | 0 | 0 | 8 |
| BETHUNE-COOKMAN | | | | | | --DNP-Illness-- | | | | | | |
| JACKSONVILLE ST. | * | 26 | 2-8 | 1-5 | 6-6 | 1-1-2 | 2 | 2 | 2 | 0 | 3 | 11 |
| at Vanderbilt | * | 29 | 5-14 | 0-5 | 7-10 | 0-0-0 | 0 | 0 | 6 | 0 | 0 | 17 |
| ARKANSAS | * | 26 | 8-15 | 3-8 | 0-2 | 0-0-0 | 2 | 0 | 2 | 0 | 1 | 19 |
| FLORIDA | * | 32 | 6-12 | 2-6 | 0-0 | 0-1-1 | 0 | 1 | 3 | 0 | 1 | 14 |
| ALABAMA | * | 23 | 0-8 | 0-3 | 0-0 | 0-1-1 | 0 | 0 | 1 | 0 | 1 | 0 |
| at Georgia | | | | | | | | | | | | |
| OLE MISS | | | | | | | | | | | | |
| at Kentucky | | | | | | | | | | | | |
| at Mississippi State | | | | | | | | | | | | |
| VANDERBILT | | | | | | | | | | | | |
| at Alabama | | | | | | | | | | | | |
| at South Carolina | | | | | | | | | | | | |
| LSU | | | | | | | | | | | | |
| MISSISSIPPI STATE | | | | | | | | | | | | |
| at Texas A&M | | | | | | | | | | | | |
| at Missouri | | | | | | | | | | | | |
| TENNESSEE | | | | | | | | | | | | |

CAREER HIGHS

| | | | |
|---------------------|----|---------------------------|----------|
| Points | 23 | vs. Alabama State | 12/29/18 |
| Rebounds | 4 | 2x; last vs. St. Joseph's | 11/24/19 |
| Assists | 3 | 3x; last at South Alabama | 12/4/19 |
| Blocks | 1 | vs. Mississippi State | 1/14/19 |
| Steals | 4 | vs. Dayton | 11/30/19 |
| Field Goals | 8 | vs. Arkansas | 1/5/20 |
| Field Goal Attempts | 17 | vs. Dayton | 11/30/19 |
| 3-Point Field Goals | 5 | vs. Alabama State | 12/29/18 |
| 3-Point FG Attempts | 13 | vs. Alabama State | 12/29/18 |
| Free Throws | 7 | 2x; last at Vanderbilt | 1/2/20 |
| Free Throw Attempts | 10 | at Vanderbilt | 1/2/20 |

MOORE'S CAREER STATISTICS

| Season | gp-gs | min/avg | Total | | 3-Point | | F-Throws | | Rebounds | | | | Scoring | | | | | | | |
|---------|-------|----------|---------|------|---------|------|----------|-------|----------|-----|-----|-----|---------|----|-----|----|-----|-----|-----|------|
| | | | fg-fga | pct | fg-fga | pct | ft-fta | pct | off | def | tot | avg | pf | fo | ast | to | blk | stl | pts | avg |
| 2018-19 | 25-0 | 299/12.0 | 45-147 | .306 | 31-105 | .295 | 10-10 | 1.000 | 7 | 19 | 26 | 1.0 | 15 | 0 | 10 | 19 | 1 | 11 | 131 | 5.2 |
| 2019-20 | 14-14 | 389/27.8 | 56-160 | .350 | 21-82 | .256 | 29-38 | .763 | 10 | 10 | 20 | 1.4 | 22 | 0 | 15 | 37 | 1 | 17 | 162 | 11.6 |
| TOTAL | 39-14 | 688/17.6 | 101-307 | .329 | 52-187 | .278 | 39-48 | .813 | 17 | 29 | 46 | 1.2 | 37 | 0 | 25 | 56 | 2 | 28 | 293 | 7.5 |



Kiyae' WHITE

#10

Redshirt Sophomore • Forward • 6-2

Macungie, Pa.

Emmaus HS

- Career-high 12 points, including 6-8 on FTs, in win over St. Joseph's (11/24)
- Made first career start vs. Wofford (11/6); pulled down career-high 11 rebounds in just 17 minutes
- Played in 29 games as a redshirt freshman; averaging 6.9 minutes/game
- Made first collegiate appearance vs. Grambling (11/6/18); had 3 points, 4 rebounds in 12 minutes of action
- Redshirted 2017-18 season due to injury
- Ranked as No. 20 forward nationally out of high school
- Three brothers all played football at West Virginia; brother, Kevin White, plays for Chicago Bears

SEASON HIGHS

| | | | |
|---------------------|----|------------------------|----------|
| Points | 12 | vs. St. Joseph's | 11/24/19 |
| Rebounds | 11 | vs. Wofford | 11/6/19 |
| Assists | 4 | vs. Wofford | 11/6/19 |
| Blocks | 1 | 6x; last at Vanderbilt | 1/2/20 |
| Steals | 3 | at TCU | 12/7/19 |
| Field Goals | 3 | vs. St. Joseph's | 11/24/19 |
| Field Goal Attempts | 7 | vs. Middle Tenn. | 11/29/19 |
| 3-Point Field Goals | 0 | | |
| 3-Point FG Attempts | 0 | | |
| Free Throws | 6 | vs. St. Joseph's | 11/24/19 |
| Free Throw Attempts | 8 | vs. St. Joseph's | 11/24/19 |

| Opponent | Start | Min. | FG-A | 3PT-A | FT-A | O-D-T | PF | Ast. | TO | Blk. | St. | Pts. |
|----------------------|-------|------|------|-------|------|--------|----|------|----|------|-----|------|
| WOFFORD | * | 17 | 1-4 | 0-0 | 0-2 | 2-9-11 | 1 | 4 | 2 | 0 | 1 | 2 |
| OLD DOMINION | * | 20 | 2-4 | 0-0 | 1-3 | 1-3-4 | 3 | 0 | 0 | 0 | 0 | 5 |
| at UAB | | 10 | 1-1 | 0-0 | 1-2 | 3-1-4 | 2 | 0 | 3 | 1 | 0 | 3 |
| ST. JOSEPH'S | * | 26 | 3-4 | 0-0 | 6-8 | 0-3-3 | 2 | 1 | 0 | 1 | 1 | 12 |
| vs Middle Tennessee | * | 23 | 2-7 | 0-0 | 1-2 | 1-1-2 | 2 | 0 | 1 | 0 | 0 | 5 |
| vs. Dayton | * | 19 | 0-3 | 0-0 | 1-2 | 2-5-7 | 2 | 0 | 0 | 1 | 1 | 1 |
| vs. Drake | * | 16 | 2-2 | 0-0 | 2-2 | 1-2-3 | 3 | 0 | 1 | 0 | 0 | 6 |
| at South Alabama | * | 19 | 1-3 | 0-0 | 1-2 | 3-5-8 | 2 | 1 | 1 | 1 | 1 | 3 |
| at TCU | * | 12 | 1-3 | 0-0 | 0-2 | 1-3-4 | 4 | 0 | 0 | 0 | 3 | 2 |
| BETHUNE-COOKMAN | * | 14 | 1-1 | 0-0 | 2-2 | 1-5-6 | 3 | 0 | 4 | 1 | 0 | 4 |
| JACKSONVILLE ST. | * | 19 | 1-2 | 0-0 | 1-2 | 2-6-8 | 1 | 1 | 1 | 0 | 2 | 3 |
| at Vanderbilt | * | 22 | 1-2 | 0-0 | 0-1 | 3-1-4 | 4 | 1 | 3 | 1 | 2 | 2 |
| ARKANSAS | | 18 | 1-3 | 0-0 | 2-4 | 3-3-6 | 1 | 0 | 2 | 0 | 0 | 4 |
| FLORIDA | | 18 | 2-3 | 0-0 | 4-6 | 1-6-7 | 1 | 0 | 0 | 0 | 0 | 8 |
| ALABAMA | | 17 | 2-2 | 0-0 | 1-2 | 1-1-2 | 2 | 1 | 1 | 0 | 0 | 5 |
| at Georgia | | | | | | | | | | | | |
| OLE MISS | | | | | | | | | | | | |
| at Kentucky | | | | | | | | | | | | |
| at Mississippi State | | | | | | | | | | | | |
| VANDERBILT | | | | | | | | | | | | |
| at Alabama | | | | | | | | | | | | |
| at South Carolina | | | | | | | | | | | | |
| LSU | | | | | | | | | | | | |
| MISSISSIPPI STATE | | | | | | | | | | | | |
| at Texas A&M | | | | | | | | | | | | |
| at Missouri | | | | | | | | | | | | |
| TENNESSEE | | | | | | | | | | | | |

CAREER HIGHS

| | | | |
|---------------------|----|------------------------|----------|
| Points | 12 | vs. St. Joseph's | 11/24/19 |
| Rebounds | 11 | vs. Wofford | 11/6/19 |
| Assists | 4 | vs. Wofford | 11/6/19 |
| Blocks | 1 | 7x; last at Vanderbilt | 1/2/20 |
| Steals | 3 | at TCU | 12/7/19 |
| Field Goals | 3 | vs. St. Joseph's | 11/24/19 |
| Field Goal Attempts | 7 | vs. Middle Tenn. | 11/29/19 |
| 3-Point Field Goals | 0 | | |
| 3-Point FG Attempts | 0 | | |
| Free Throws | 6 | vs. St. Joseph's | 11/24/19 |
| Free Throw Attempts | 8 | vs. St. Joseph's | 11/24/19 |

WHITE'S CAREER STATISTICS

| Season | gp-gs | min/avg | Total | | 3-Point | | F-Throws | | Rebounds | | | | Scoring | | | | | | | |
|---------|-------|----------|--------|------|---------|------|----------|------|----------|-----|-----|-----|---------|----|-----|----|-----|-----|-----|-----|
| | | | fg-fga | pct | fg-fga | pct | ft-fga | pct | off | def | tot | avg | pf | fo | ast | to | blk | stl | pts | avg |
| 2018-19 | 29-0 | 199/6.9 | 15-39 | .385 | 0-0 | .000 | 8-14 | .571 | 23 | 28 | 51 | 1.8 | 27 | 0 | 9 | 10 | 1 | 2 | 38 | 1.3 |
| 2019-20 | 15-11 | 269/17.9 | 21-44 | .477 | 0-0 | .000 | 23-42 | .548 | 25 | 54 | 79 | 5.3 | 33 | 0 | 9 | 19 | 6 | 11 | 65 | 4.3 |
| TOTAL | 44-11 | 468/10.6 | 36-83 | .434 | 0-0 | .000 | 31-56 | .554 | 48 | 82 | 130 | 3.0 | 60 | 0 | 18 | 29 | 7 | 13 | 103 | 2.3 |



Lauren HANSEN

#13

Freshman • Guard • 5-8

Setauket, N.Y.

Ward Melville HS

- Career-high 24 points, 7-14 3FG vs. Drake (12/1); most 3-pointers by Auburn player since 1/1/2017 (Brandy Montgomery vs. Florida)
- Scored 18 points in second collegiate start vs. St. Joseph's; was 4-6 on 3FG and led team with 4 steals
- Made collegiate debut vs. Old Dominion (11/14); scored 7 points and added one assist and one steal
- Missed season's first game vs. Wofford with injury
- Ranked as No. 71 prospect nationally and No. 20 guard by ESPN
- USA Today First-Team All-State in New York as a senior
- All-conference and all-state selection at Ward Melville HS


SEASON/CAREER HIGHS

| | | | |
|---------------------|----|------------------------|----------|
| Points | 24 | vs. Drake | 12/1/19 |
| Rebounds | 6 | vs. Dayton | 11/30/19 |
| Assists | 4 | 3x; last vs. Alabama | 1/12/20 |
| Blocks | | | |
| Steals | 4 | vs. St. Joseph's | 11/24/19 |
| Field Goals | 8 | vs. Drake | 12/1/19 |
| Field Goal Attempts | 15 | vs. Drake | 12/1/19 |
| 3-Point Field Goals | 7 | vs. Drake | 12/1/19 |
| 3-Point FG Attempts | 14 | vs. Drake | 12/1/19 |
| Free Throws | 2 | 3x; last at Vanderbilt | 1/2/20 |
| Free Throw Attempts | 2 | 6x; last at Vanderbilt | 1/2/20 |

| Opponent | Start | Min. | FG-A | 3PT-A | FT-A | O-D-T | PF | Ast. | TO | Blk. | St. | Pts. |
|----------------------|-------|------|------|-------|------|-----------------|----|------|----|------|-----|------|
| WOFFORD | | | | | | --DNP-Injured-- | | | | | | |
| OLD DOMINION | | 21 | 3-7 | 1-3 | 0-0 | 0-0-0 | 5 | 1 | 4 | 0 | 1 | 7 |
| at UAB | * | 22 | 1-7 | 0-2 | 1-2 | 1-0-1 | 3 | 1 | 5 | 0 | 1 | 3 |
| ST. JOSEPH'S | * | 35 | 6-10 | 4-6 | 2-2 | 0-1-1 | 2 | 2 | 3 | 0 | 4 | 18 |
| vs Middle Tennessee | * | 12 | 0-0 | 0-0 | 0-0 | 0-0-0 | 5 | 0 | 5 | 0 | 1 | 0 |
| vs. Dayton | * | 28 | 2-11 | 2-7 | 2-2 | 2-4-6 | 3 | 1 | 2 | 0 | 1 | 8 |
| vs. Drake | * | 32 | 8-15 | 7-14 | 1-2 | 0-3-3 | 2 | 4 | 2 | 0 | 1 | 24 |
| at South Alabama | * | 26 | 4-12 | 2-7 | 0-0 | 0-1-1 | 1 | 4 | 1 | 0 | 0 | 10 |
| at TCU | * | 29 | 2-11 | 2-8 | 2-2 | 0-2-2 | 3 | 1 | 4 | 0 | 1 | 8 |
| BETHUNE-COOKMAN | * | 23 | 4-11 | 2-6 | 0-0 | 0-0-0 | 5 | 3 | 5 | 0 | 0 | 10 |
| JACKSONVILLE ST. | * | 26 | 2-9 | 2-7 | 0-0 | 0-2-2 | 1 | 2 | 3 | 0 | 1 | 6 |
| at Vanderbilt | * | 17 | 0-5 | 0-5 | 2-2 | 0-0-0 | 2 | 1 | 4 | 0 | 0 | 2 |
| ARKANSAS | | 20 | 3-8 | 1-4 | 0-0 | 0-0-0 | 1 | 2 | 3 | 0 | 0 | 7 |
| FLORIDA | * | 24 | 3-8 | 1-5 | 0-0 | 1-1-2 | 2 | 2 | 5 | 0 | 1 | 7 |
| ALABAMA | * | 28 | 1-7 | 1-4 | 0-0 | 0-2-2 | 3 | 4 | 4 | 0 | 0 | 3 |
| at Georgia | | | | | | | | | | | | |
| OLE MISS | | | | | | | | | | | | |
| at Kentucky | | | | | | | | | | | | |
| at Mississippi State | | | | | | | | | | | | |
| VANDERBILT | | | | | | | | | | | | |
| at Alabama | | | | | | | | | | | | |
| at South Carolina | | | | | | | | | | | | |
| LSU | | | | | | | | | | | | |
| MISSISSIPPI STATE | | | | | | | | | | | | |
| at Texas A&M | | | | | | | | | | | | |
| at Missouri | | | | | | | | | | | | |
| TENNESSEE | | | | | | | | | | | | |

HANSEN'S CAREER STATISTICS

| Season | gp-gs | min/avg | Total | | 3-Point | | F-Throws | | Rebounds | | | | Scoring | | | | | | | |
|---------|-------|----------|--------|------|---------|------|----------|------|----------|-----|-----|-----|---------|----|-----|----|-----|-----|-----|-----|
| | | | fg-fga | pct | fg-fga | pct | ft-fta | pct | off | def | tot | avg | pf | fo | ast | to | blk | stl | pts | avg |
| 2019-20 | 14-12 | 343/24.5 | 39-121 | .322 | 25-78 | .321 | 10-12 | .833 | 4 | 16 | 20 | 1.4 | 38 | 3 | 28 | 50 | 0 | 12 | 113 | 8.1 |
| TOTAL | 14-12 | 343/24.5 | 39-121 | .322 | 25-78 | .321 | 10-12 | .833 | 4 | 16 | 20 | 1.4 | 38 | 3 | 28 | 50 | 0 | 12 | 113 | 8.1 |



Unique THOMPSON

#20

Freshman • Forward • 6-3

Theodore, Ala.

****2018 SEC All-Freshman Team****

Faith Academy

Named to 2019-20 Preseason All-SEC Second Team (media & coaches)

Two-time SEC Player of the Week (11/25; 12/30)

Leads NCAA with 14 double-doubles this season; has 34 career double-doubles, 3rd in Auburn history

Leads NCAA in offensive rebounds per game (5.3); fourth in total rebounds (12.1)

Leads the SEC in rebounding (12.1/game); fifth in SEC in scoring (16.9 ppg) (as of 1/16)

Had a streak of 13 consecutive double-doubles from March 23 (vs. BYU, NCAA Tournament) to Jan. 2 (at Vanderbilt), 2nd-longest in Auburn history

Scored career-high 31 points at TCU along with 15 rebounds; first 30-15 game for Auburn since 2008 (DeWanna Bonner, 30/16 vs. Geo. Washington)

Scored 24 points; matched career-high with 19 rebounds at UAB (1/21)

Averaged a double-double in 2018-19 with 12.2 points, 10.3 rebounds; 5th player in Auburn history to do so, first since DeWanna Bonner in 2008

SEASON HIGHS

| | | | |
|---------------------|----|----------------------------|----------|
| Points | 31 | at TCU | 12/7/19 |
| Rebounds | 19 | at UAB | 11/21/19 |
| Assists | 6 | vs. Arkansas | 1/5/20 |
| Blocks | 2 | at UAB | 11/21/19 |
| Steals | 4 | 2x; last vs. Beth.-Cookman | 12/15/19 |
| Field Goals | 12 | at TCU | 12/7/19 |
| Field Goal Attempts | 21 | vs. Alabama | 1/12/20 |
| 3-Point Field Goals | | | |
| 3-Point FG Attempts | | | |
| Free Throws | 10 | vs. Dayton | 11/30/19 |
| Free Throw Attempts | 12 | vs. Dayton | 11/30/19 |

CAREER HIGHS

| | | | |
|---------------------|----|----------------------------|----------|
| Points | 31 | at TCU | 12/7/19 |
| Rebounds | 19 | 3x; last at UAB | 11/21/19 |
| Assists | 6 | vs. Arkansas | 1/5/20 |
| Blocks | 6 | vs. Louisiana Tech | 11/19/17 |
| Steals | 4 | 5x; last vs. Beth.-Cookman | 12/15/19 |
| Field Goals | 12 | at TCU | 12/7/19 |
| Field Goal Attempts | 21 | vs. Alabama | 1/12/20 |
| 3-Point Field Goals | | | |
| 3-Point FG Attempts | | | |
| Free Throws | 10 | at Ole Miss | 1/31/19 |
| Free Throw Attempts | 12 | at Ole Miss | 1/31/19 |

| Opponent | Start | Min. | FG-A | 3PT-A | FT-A | O-D-T | PF | Ast. | TO | Blk. | St. | Pts. |
|----------------------|-------|------|-------|-------|-------|---------|----|------|----|------|-----|------|
| WOFFORD | * | 31 | 9-13 | 0-0 | 7-9 | 6-7-13 | 3 | 1 | 3 | 0 | 2 | 25 |
| OLD DOMINION | * | 30 | 5-6 | 0-0 | 3-8 | 7-3-10 | 2 | 2 | 2 | 0 | 0 | 13 |
| at UAB | * | 32 | 9-12 | 0-0 | 6-8 | 10-9-19 | 2 | 1 | 2 | 2 | 2 | 24 |
| ST. JOSEPH'S | * | 34 | 5-10 | 0-0 | 7-10 | 7-5-12 | 2 | 5 | 4 | 0 | 1 | 17 |
| vs Middle Tennessee | * | 28 | 6-9 | 0-0 | 3-4 | 6-4-10 | 2 | 0 | 4 | 0 | 0 | 15 |
| vs. Dayton | * | 37 | 5-9 | 0-0 | 10-15 | 3-8-11 | 3 | 1 | 5 | 1 | 2 | 20 |
| vs. Drake | * | 32 | 5-9 | 0-0 | 2-3 | 2-9-11 | 2 | 1 | 4 | 0 | 4 | 12 |
| at South Alabama | * | 32 | 7-7 | 0-0 | 1-4 | 3-7-10 | 1 | 1 | 2 | 1 | 0 | 15 |
| at TCU | * | 34 | 12-18 | 0-0 | 7-8 | 7-8-15 | 1 | 1 | 4 | 1 | 2 | 31 |
| BETHUNE-COOKMAN | * | 31 | 7-10 | 0-0 | 2-3 | 5-8-13 | 4 | 2 | 1 | 0 | 4 | 16 |
| JACKSONVILLE ST. | * | 30 | 7-13 | 0-0 | 6-8 | 6-4-10 | 2 | 1 | 5 | 1 | 3 | 20 |
| at Vanderbilt | * | 30 | 5-10 | 0-0 | 4-4 | 1-9-10 | 3 | 2 | 1 | 0 | 3 | 14 |
| ARKANSAS | * | 30 | 2-4 | 0-0 | 2-3 | 4-9-13 | 3 | 6 | 5 | 1 | 2 | 6 |
| FLORIDA | * | 28 | 4-8 | 0-0 | 2-2 | 7-3-10 | 3 | 2 | 2 | 0 | 1 | 10 |
| ALABAMA | * | 31 | 8-21 | 0-0 | 0-1 | 5-9-14 | 2 | 0 | 2 | 0 | 1 | 16 |
| at Georgia | | | | | | | | | | | | |
| OLE MISS | | | | | | | | | | | | |
| at Kentucky | | | | | | | | | | | | |
| at Mississippi State | | | | | | | | | | | | |
| VANDERBILT | | | | | | | | | | | | |
| at Alabama | | | | | | | | | | | | |
| at South Carolina | | | | | | | | | | | | |
| LSU | | | | | | | | | | | | |
| MISSISSIPPI STATE | | | | | | | | | | | | |
| at Texas A&M | | | | | | | | | | | | |
| at Missouri | | | | | | | | | | | | |
| TENNESSEE | | | | | | | | | | | | |

THOMPSON'S CAREER STATISTICS

| Season | gp-gs | min/avg | Total | | 3-Point | | F-Throws | | Rebounds | | | | Scoring | | | | | | | |
|---------|-------|-----------|---------|------|---------|------|----------|------|----------|-----|-----|------|---------|----|-----|-----|-----|-----|-----|------|
| | | | fg-fga | pct | fg-fga | pct | ft-fta | pct | off | def | tot | avg | pf | fo | ast | to | blk | stl | pts | avg |
| 2017-18 | 27-27 | 811/30.0 | 131-271 | .483 | 0-0 | .000 | 49-87 | .563 | 112 | 115 | 227 | 8.4 | 63 | 0 | 28 | 66 | 21 | 32 | 311 | 11.5 |
| 2018-19 | 32-32 | 996/31.1 | 153-272 | .563 | 0-0 | .000 | 83-136 | .610 | 143 | 187 | 330 | 10.3 | 71 | 1 | 35 | 63 | 20 | 57 | 389 | 12.2 |
| 2019-20 | 15-15 | 469/31.3 | 96-159 | .604 | 0-0 | .000 | 62-90 | .689 | 79 | 102 | 181 | 12.1 | 35 | 0 | 26 | 47 | 7 | 27 | 254 | 16.9 |
| TOTAL | 74-74 | 2276/30.8 | 380-702 | .541 | 0-0 | .000 | 194-313 | .620 | 334 | 404 | 738 | 10.0 | 169 | 1 | 89 | 176 | 48 | 116 | 954 | 12.9 |



Erin HOWARD

#24

Sophomore • Guard/Forward • 6-1

Madison, Wis.

Madison East HS

- Career-high 14 points, 4 steals along with 6 rebounds in win at South Alabama; hit career-high 4 3-pointers (12/4)
- Game-tying tip-in at fourth quarter buzzer to force overtime vs. Dayton (11/30)
- Had 9 points, 7 rebounds, 3 assists in 29 minutes off the bench at UAB (11/21)
- Started 17 games, appeared in 29 as a freshman; averaged 3.5 points, 2.9 rebounds in 20.1 minutes/game
- Career-high 12 points on 5-6 shooting (2-2 3FG) in win over #25 Missouri (2/24)
- Made first collegiate start vs. Tennessee (1/3); scored career-high 11 points in 33 minutes
- Hit record-setting 14th Auburn 3-pointer in win at Elon (12/22)
- First Auburn women's basketball player from state of Wisconsin

SEASON HIGHS

| | | | |
|---------------------|----|------------------------|----------|
| Points | 14 | at South Alabama | 12/4/19 |
| Rebounds | 7 | 3x; last vs. Arkansas | 1/5/20 |
| Assists | 3 | at UAB | 11/21/19 |
| Blocks | 2 | 3x; last vs. Alabama | 1/12/20 |
| Steals | 4 | 2x; last vs. Florida | 1/9/20 |
| Field Goals | 5 | at South Alabama | 12/4/19 |
| Field Goal Attempts | 11 | vs. Middle Tenn. | 11/29/19 |
| 3-Point Field Goals | 4 | at South Alabama | 12/4/19 |
| 3-Point FG Attempts | 8 | 2x; last at Vanderbilt | 1/2/20 |
| Free Throws | 2 | 3x; last vs. Alabama | 1/12/20 |
| Free Throw Attempts | 2 | 5x; last vs. Alabama | 1/12/20 |

| Opponent | Start | Min. | FG-A | 3PT-A | FT-A | O-D-T | PF | Ast. | TO | Blk. | St. | Pts. |
|----------------------|-------|------|------|-------|------|-------|----|------|----|------|-----|------|
| WOFFORD | | 18 | 0-3 | 0-3 | 0-0 | 2-1-3 | 3 | 0 | 0 | 1 | 1 | 0 |
| OLD DOMINION | | 18 | 2-5 | 2-4 | 0-0 | 0-3-3 | 2 | 1 | 1 | 1 | 0 | 6 |
| at UAB | | 29 | 4-9 | 1-4 | 0-0 | 2-5-7 | 1 | 3 | 2 | 0 | 2 | 9 |
| ST. JOSEPH'S | | 18 | 0-2 | 0-1 | 0-0 | 1-2-3 | 0 | 0 | 0 | 0 | 0 | 0 |
| vs Middle Tennessee | | 28 | 3-11 | 1-8 | 0-0 | 0-6-6 | 1 | 2 | 0 | 1 | 3 | 7 |
| vs. Dayton | | 34 | 2-3 | 0-1 | 1-2 | 2-4-6 | 1 | 0 | 0 | 0 | 1 | 5 |
| vs. Drake | | 30 | 1-4 | 0-1 | 0-1 | 1-4-5 | 1 | 0 | 2 | 2 | 1 | 2 |
| at South Alabama | | 26 | 5-10 | 4-7 | 0-0 | 1-5-6 | 1 | 2 | 1 | 1 | 4 | 14 |
| at TCU | | 33 | 3-8 | 0-4 | 1-2 | 1-3-4 | 2 | 2 | 3 | 2 | 3 | 7 |
| BETHUNE-COOKMAN | | 27 | 4-9 | 2-6 | 2-2 | 2-5-7 | 4 | 1 | 3 | 0 | 0 | 12 |
| JACKSONVILLE ST. | | 22 | 1-5 | 1-3 | 0-0 | 0-0-0 | 1 | 0 | 0 | 1 | 0 | 3 |
| at Vanderbilt | | 23 | 4-11 | 3-8 | 2-2 | 0-4-4 | 4 | 0 | 1 | 0 | 3 | 13 |
| ARKANSAS | * | 26 | 2-9 | 0-5 | 0-0 | 2-5-7 | 1 | 0 | 1 | 0 | 2 | 4 |
| FLORIDA | * | 32 | 3-6 | 3-6 | 0-0 | 0-0-0 | 2 | 1 | 1 | 0 | 4 | 9 |
| ALABAMA | * | 25 | 2-7 | 1-3 | 2-2 | 2-2-4 | 3 | 2 | 0 | 2 | 1 | 7 |
| at Georgia | | | | | | | | | | | | |
| OLE MISS | | | | | | | | | | | | |
| at Kentucky | | | | | | | | | | | | |
| at Mississippi State | | | | | | | | | | | | |
| VANDERBILT | | | | | | | | | | | | |
| at Alabama | | | | | | | | | | | | |
| at South Carolina | | | | | | | | | | | | |
| LSU | | | | | | | | | | | | |
| MISSISSIPPI STATE | | | | | | | | | | | | |
| at Texas A&M | | | | | | | | | | | | |
| at Missouri | | | | | | | | | | | | |
| TENNESSEE | | | | | | | | | | | | |

CAREER HIGHS

| | | | |
|---------------------|----|---------------------------|----------|
| Points | 14 | at South Alabama | 12/4/19 |
| Rebounds | 8 | at Arkansas | 2/10/19 |
| Assists | 5 | at Alabama | 1/10/19 |
| Blocks | 3 | at Arkansas | 2/10/19 |
| Steals | 4 | at South Alabama | 12/4/19 |
| Field Goals | 5 | 2x; last at South Alabama | 12/4/19 |
| Field Goal Attempts | 13 | vs. Alabama State | 12/29/18 |
| 3-Point Field Goals | 4 | at South Alabama | 12/4/19 |
| 3-Point FG Attempts | 9 | vs. Alabama State | 12/29/18 |
| Free Throws | 2 | 4x; last at Vanderbilt | 1/2/20 |
| Free Throw Attempts | 2 | 6x; last at Vanderbilt | 1/2/20 |

HOWARD'S CAREER STATISTICS

| Season | gp-gs | min/avg | Total | | 3-Point | | F-Throws | | Rebounds | | | | Scoring | | | | | | | |
|---------|-------|-----------|--------|------|---------|------|----------|------|----------|-----|-----|-----|---------|----|-----|----|-----|-----|-----|-----|
| | | | fg-fga | pct | fg-fga | pct | ft-fa | pct | off | def | tot | avg | pf | fo | ast | to | blk | stl | pts | avg |
| 2018-19 | 31-17 | 624/20.1 | 42-128 | .328 | 20-79 | .253 | 5-6 | .833 | 26 | 64 | 90 | 2.9 | 55 | 0 | 36 | 25 | 17 | 27 | 109 | 3.5 |
| 2019-20 | 15-3 | 387/25.8 | 36-102 | .353 | 18-64 | .281 | 8-11 | .727 | 16 | 49 | 65 | 4.3 | 27 | 0 | 14 | 15 | 11 | 25 | 98 | 6.5 |
| TOTAL | 46-20 | 1011/22.0 | 78-230 | .339 | 38-143 | .266 | 13-17 | .765 | 42 | 113 | 155 | 3.4 | 82 | 0 | 50 | 40 | 28 | 52 | 207 | 4.5 |



Morgan ROBINSON-NWAGWU

#30

Freshman • Guard • 5-8

Norcross, Ga.

Norcross HS

- Matched season-high with 6 points; also had 3 assists, 3 rebounds, 2 steals vs. Florida (1/9)
- Season-high 6 points along with 3 assists vs. Bethune-Cookman (12/15)
- Recorded 2 rebounds, 2 assists in collegiate debut vs. Wofford (11/6)
- Ranked as No. 28 guard nationally by ESPN
- Named first-team all-state and first-team all-metro by Atlanta Journal-Constitution
- Region 7A Player of the Year and All-Gwinnett County first team
- Averaged 15.3 points, 7.1 rebounds, 4.6 assists, 4.1 steals and 1.1 blocks as high school junior

SEASON/CAREER HIGHS

| | | | |
|---------------------|----|----------------------------|----------|
| Points | 6 | 2x; last vs. Florida | 1/9/20 |
| Rebounds | 4 | 2x; last vs. Alabama | 1/12/20 |
| Assists | 4 | at TCU | 12/7/19 |
| Blocks | 1 | 2x; last vs. Beth.-Cookman | 12/15/19 |
| Steals | 3 | at Vanderbilt | 1/2/20 |
| Field Goals | 3 | vs. Bethune-Cookman | 12/15/19 |
| Field Goal Attempts | 12 | vs. Florida | 1/9/20 |
| 3-Point Field Goals | 1 | 2x; last vs. Arkansas | 1/5/20 |
| 3-Point FG Attempts | 5 | vs. Florida | 1/9/20 |
| Free Throws | 3 | at TCU | 12/7/19 |
| Free Throw Attempts | 4 | 3x; last at TCU | 12/7/19 |

| Opponent | Start | Min. | FG-A | 3PT-A | FT-A | O-D-T | PF | Ast. | TO | Blk. | St. | Pts. |
|----------------------|-------|------|------|-------|------|-------|----|------|----|------|-----|------|
| WOFFORD | | 13 | 0-4 | 0-0 | 0-0 | 0-2-2 | 1 | 2 | 3 | 0 | 1 | 0 |
| OLD DOMINION | | 7 | 0-4 | 0-0 | 0-0 | 2-2-4 | 0 | 0 | 2 | 0 | 0 | 0 |
| at UAB | | 6 | 1-1 | 0-0 | 0-0 | 0-0-0 | 1 | 1 | 2 | 1 | 0 | 2 |
| ST. JOSEPH'S | | 10 | 1-4 | 0-0 | 0-0 | 1-1-2 | 2 | 1 | 0 | 0 | 0 | 2 |
| vs Middle Tennessee | | 18 | 0-4 | 0-0 | 1-4 | 0-3-3 | 2 | 2 | 4 | 0 | 1 | 1 |
| vs. Dayton | | 13 | 0-1 | 0-0 | 0-0 | 0-0-0 | 3 | 1 | 0 | 0 | 1 | 0 |
| vs. Drake | | 17 | 1-2 | 0-0 | 0-0 | 1-0-1 | 2 | 3 | 0 | 0 | 1 | 2 |
| at South Alabama | | 19 | 0-2 | 0-0 | 2-4 | 0-1-1 | 3 | 2 | 4 | 0 | 0 | 2 |
| at TCU | | 18 | 0-0 | 0-0 | 3-4 | 0-3-3 | 5 | 4 | 4 | 0 | 0 | 3 |
| BETHUNE-COOKMAN | | 22 | 3-5 | 0-0 | 0-0 | 1-0-1 | 0 | 3 | 0 | 1 | 0 | 6 |
| JACKSONVILLE ST. | | 14 | 1-2 | 1-1 | 0-0 | 0-1-1 | 1 | 0 | 3 | 0 | 1 | 3 |
| at Vanderbilt | | 19 | 2-3 | 0-0 | 0-0 | 1-1-2 | 2 | 2 | 5 | 0 | 3 | 4 |
| ARKANSAS | | 13 | 1-2 | 1-1 | 0-0 | 1-0-1 | 1 | 3 | 1 | 0 | 0 | 3 |
| FLORIDA | | 18 | 2-12 | 0-5 | 2-3 | 2-1-3 | 3 | 3 | 3 | 0 | 2 | 6 |
| ALABAMA | | 16 | 0-7 | 0-3 | 0-0 | 1-3-4 | 0 | 2 | 0 | 0 | 1 | 0 |
| at Georgia | | | | | | | | | | | | |
| OLE MISS | | | | | | | | | | | | |
| at Kentucky | | | | | | | | | | | | |
| at Mississippi State | | | | | | | | | | | | |
| VANDERBILT | | | | | | | | | | | | |
| at Alabama | | | | | | | | | | | | |
| at South Carolina | | | | | | | | | | | | |
| LSU | | | | | | | | | | | | |
| MISSISSIPPI STATE | | | | | | | | | | | | |
| at Texas A&M | | | | | | | | | | | | |
| at Missouri | | | | | | | | | | | | |
| TENNESSEE | | | | | | | | | | | | |

ROBINSON-NWAGWU'S CAREER STATISTICS

| Season | gp-gs | min/avg | Total | | 3-Point | | F-Throws | | Rebounds | | | | | Scoring | | | | | | |
|---------|-------|----------|--------|------|---------|------|----------|------|----------|-----|-----|-----|----|---------|-----|----|-----|-----|-----|-----|
| | | | fg-fga | pct | fg-fga | pct | ft-fa | pct | off | def | tot | avg | pf | fo | ast | to | blk | stl | pts | avg |
| 2019-20 | 15-0 | 221/14.7 | 12-53 | .226 | 2-10 | .200 | 8-15 | .533 | 10 | 18 | 28 | 1.9 | 26 | 1 | 30 | 31 | 2 | 11 | 34 | 2.3 |
| TOTAL | 15-0 | 221/14.7 | 12-53 | .226 | 2-10 | .200 | 8-15 | .533 | 10 | 18 | 28 | 1.9 | 26 | 1 | 30 | 31 | 2 | 11 | 34 | 2.3 |



Natalie KELLY

#35

Sophomore • Forward • 6-3

Albany, La.

Albany HS

- Scored career-high 3 points vs. St. Joseph's (11/24); made only shot attempt
- Has made both shots attempted so far this season (11/24 vs. SJU; 12/28 vs. JSU)
- Appeared in 12 games as a freshman
- Made first collegiate field goal vs. Louisiana-Lafayette (11/25)
- Made first SEC appearance at Missouri (1/27)
- Ranked as No. 38 post player in nation out of high school, according to ESPN HoopGurlz
- Averaged 17.1 points, 12.1 rebounds, 3.3 steals as high school senior
- Set school record for single-season rebounds with 379 as a junior

SEASON HIGHS

| | | | |
|---------------------|---|-------------------------------|----------|
| Points | 3 | vs. St. Joseph's | 11/24/19 |
| Rebounds | 2 | at TCU | 12/7/19 |
| Assists | | | |
| Blocks | | | |
| Steals | 1 | 2x; last vs. Alabama | 1/12/20 |
| Field Goals | 1 | 2x; last vs. Jacksonville St. | 12/28/19 |
| Field Goal Attempts | 1 | 2x; last vs. Jacksonville St. | 12/28/19 |
| 3-Point Field Goals | | | |
| 3-Point FG Attempts | | | |
| Free Throws | 1 | vs. St. Joseph's | 11/24/19 |
| Free Throw Attempts | 2 | vs. St. Joseph's | 11/24/19 |

| Opponent | Start | Min. | FG-A | 3PT-A | FT-A | O-D-T | PF | Ast. | TO | Blk. | St. | Pts. |
|----------------------|-------|------|------|-------|------|---------|----|------|----|------|-----|------|
| WOFFORD | | 6 | 0-0 | 0-0 | 0-0 | 0-0-0 | 0 | 0 | 0 | 0 | 0 | 0 |
| OLD DOMINION | | | | | | --DNP-- | | | | | | |
| at UAB | | | | | | --DNP-- | | | | | | |
| ST. JOSEPH'S | | 3 | 1-1 | 0-0 | 1-2 | 0-0-0 | 0 | 0 | 0 | 0 | 0 | 3 |
| vs Middle Tennessee | | 4 | 0-0 | 0-0 | 0-0 | 0-0-0 | 2 | 0 | 0 | 0 | 0 | 0 |
| vs. Dayton | | | | | | --DNP-- | | | | | | |
| vs. Drake | | 2 | 0-0 | 0-0 | 0-0 | 0-0-0 | 1 | 0 | 0 | 0 | 0 | 0 |
| at South Alabama | | 3 | 0-0 | 0-0 | 0-0 | 0-1-1 | 1 | 0 | 0 | 0 | 0 | 0 |
| at TCU | | 4 | 0-0 | 0-0 | 0-0 | 0-2-2 | 0 | 0 | 0 | 0 | 0 | 0 |
| BETHUNE-COOKMAN | | 3 | 0-0 | 0-0 | 0-0 | 0-1-1 | 0 | 0 | 0 | 0 | 0 | 0 |
| JACKSONVILLE ST. | | 1 | 1-1 | 0-0 | 0-0 | 1-0-1 | 0 | 0 | 0 | 0 | 0 | 2 |
| at Vanderbilt | | 1 | 0-0 | 0-0 | 0-0 | 0-0-0 | 0 | 0 | 0 | 0 | 0 | 0 |
| ARKANSAS | | 2 | 0-0 | 0-0 | 0-0 | 0-0-0 | 0 | 0 | 0 | 0 | 0 | 0 |
| FLORIDA | | 1 | 0-0 | 0-0 | 0-0 | 1-0-1 | 0 | 0 | 1 | 0 | 1 | 0 |
| ALABAMA | | 6 | 0-0 | 0-0 | 0-0 | 0-0-0 | 1 | 0 | 1 | 0 | 1 | 0 |
| at Georgia | | | | | | | | | | | | |
| OLE MISS | | | | | | | | | | | | |
| at Kentucky | | | | | | | | | | | | |
| at Mississippi State | | | | | | | | | | | | |
| VANDERBILT | | | | | | | | | | | | |
| at Alabama | | | | | | | | | | | | |
| at South Carolina | | | | | | | | | | | | |
| LSU | | | | | | | | | | | | |
| MISSISSIPPI STATE | | | | | | | | | | | | |
| at Texas A&M | | | | | | | | | | | | |
| at Missouri | | | | | | | | | | | | |
| TENNESSEE | | | | | | | | | | | | |

SEASON/CAREER HIGHS

| | | | |
|---------------------|---|----------------------------|----------|
| Points | 3 | vs. St. Joseph's | 11/24/19 |
| Rebounds | 3 | 2x; last vs. Alabama State | 12/29/18 |
| Assists | | | |
| Blocks | | | |
| Steals | 1 | 2x; last vs. Alabama State | 12/29/18 |
| Field Goals | 1 | 3x; last vs. Florida | 1/9/20 |
| Field Goal Attempts | 1 | 2x; last vs. St. Joseph's | 11/24/19 |
| 3-Point Field Goals | 2 | vs. UL-Lafayette | 11/25/18 |
| 3-Point FG Attempts | | | |
| Free Throws | 1 | 4x; last vs. St. Joseph's | 11/24/19 |
| Free Throw Attempts | 2 | 5x; last vs. St. Joseph's | 11/24/19 |

KELLY'S CAREER STATISTICS

| Season | gp-gs | min/avg | Total | | 3-Point | | F-Throws | | Rebounds | | | | Scoring | | | | | | | |
|---------|-------|---------|--------|-------|---------|------|----------|------|----------|-----|-----|-----|---------|----|-----|----|-----|-----|-----|-----|
| | | | fg-fga | pct | fg-fga | pct | ft-fta | pct | off | def | tot | avg | pf | fo | ast | to | blk | stl | pts | avg |
| 2018-19 | 12-0 | 49/4.1 | 1-5 | .200 | 0-0 | .000 | 3-8 | .375 | 6 | 4 | 10 | 0.8 | 4 | 0 | 0 | 8 | 2 | 2 | 5 | 0.4 |
| 2019-20 | 12-0 | 37/3.1 | 2-2 | 1.000 | 0-0 | .000 | 1-2 | .500 | 2 | 4 | 6 | 0.5 | 5 | 0 | 0 | 2 | 0 | 2 | 5 | 0.4 |
| TOTAL | 24-0 | 86/3.6 | 3-7 | .429 | 0-0 | .000 | 4-10 | .400 | 8 | 8 | 16 | 0.7 | 9 | 0 | 0 | 10 | 2 | 4 | 10 | 0.4 |

Game 7: Dec. 1, 2019
Drake 83, Auburn 82
Hertz Arena
Estero, Fla.

Official Basketball Box Score -- Game Totals -- Final Statistics
Drake vs Auburn
12/1/19 1:30 pm at Estero, Fla. (Hertz Arena)

Table with columns: Player, FG, 3-PT, Rebounds, PF, TP, A, TO, Blk, Stl, Min. Rows include Rose, Brenni, Rhine, Sara, Monahan, Maddie, Hittner, Becca, Collier, Kierra, Woodridge, Allie, Fuller, Hannah, Negeard, Maggie, Burrich, Monica, Guelidner, Sarah Beth, Sain, Maggie.

Summary table for Auburn 82 vs 83. Includes FG, 3-PT, Rebounds, PF, TP, A, TO, Blk, Stl, Min, Points, In, Off, 2nd, Fast, Bench, and Technical Fouls.

Officials: Brian Hall, Tiara Cruise, Kylie Galloway
Technical Fouls: Drake-None, Auburn-None.
Attendance: 457

Score by periods table for Drake vs Auburn. Columns: 1st, 2nd, 3rd, 4th, Total. Rows: Drake, Auburn.

Last FG - DU 4th-02:18, AU 4th-02:02.
Largest lead - DU by 11:02:03-02, AU by 11:3rd-01:29.
DU led for 22:44, AU led for 13:26. Game was tied for 03:41.

Game 8: Dec. 4, 2019
Auburn 82, South Alabama 62
Mitchell Center
Mobile, Ala.

Official Basketball Box Score -- Game Totals -- Final Statistics
Auburn vs South Alabama
12/04/19 7:00 pm at Mitchell Center, Mobile, Ala.

Table with columns: Player, FG, 3-PT, Rebounds, PF, TP, A, TO, Blk, Stl, Min. Rows include Kiyae' White, Unique Thompson, Daisa Alexander, Brooke Moore, Lauren Hansen, Sanaia Wells, Annie Hughes, Erin Howard, Morgan Robinson-Nwagu, Natalie Kelly.

Summary table for Auburn 82 vs 62. Includes FG, 3-PT, Rebounds, PF, TP, A, TO, Blk, Stl, Min, Points, In, Off, 2nd, Fast, Bench, and Technical Fouls.

Officials: Katie Lukanich, Eric Baker, Staci Jefferson
Technical Fouls: Auburn-None, South Alabama-None.
Attendance: 1106

Score by periods table for Auburn vs South Alabama. Columns: 1st, 2nd, 3rd, 4th, Total. Rows: Auburn, South Alabama.

Last FG - Auburn 4th-01:18, USA 4th-02:12.
Largest lead - Auburn by 26:40-03:02, USA by 3:2nd-04:46.
Auburn led for 39:08, USA led for 00:32. Game was tied for 00:20.

Game 9: Dec. 7, 2019
TCU 80, Auburn 65
Schollmaier Arena
Fort Worth, Texas

Official Basketball Box Score -- Game Totals -- Final Statistics
Auburn vs TCU
12/07/19 2:00 pm at
Auburn 65 vs 80-0 Big SEC

Table with columns: Player, FG, 3-PT, Rebounds, PF, TP, A, TO, Blk, Stl, Min. Rows include Kiyae' White, Unique Thompson, Daisa Alexander, Brooke Moore, Lauren Hansen, Sanaia Wells, Annie Hughes, Erin Howard, Morgan Robinson-Nwagu, Natalie Kelly.

Summary table for Auburn 65 vs 80. Includes FG, 3-PT, Rebounds, PF, TP, A, TO, Blk, Stl, Min, Points, In, Off, 2nd, Fast, Bench, and Technical Fouls.

Officials: Michael McConnell, Felicia Grinstead, Mark Zentz
Technical Fouls: Auburn-None, TCU-None.
Attendance: 2359

Score by periods table for Auburn vs TCU. Columns: 1st, 2nd, 3rd, 4th, Total. Rows: Auburn, TCU.

Last FG - Auburn 4th-00:13, TCU 4th-02:24.
Largest lead - Auburn, TCU by 25:4th-05:41.
AU led for 00:00, TCU led for 37:52. Game was tied for 02:08.

ESTERO, Fla.-- Auburn got huge offensive efforts from Daisa Alexander and Lauren Hansen, but the Tigers came up just short in a wild game with Drake Sunday afternoon, falling 83-82 in the fifth-place game of the Gulf Coast Showcase.

The Tigers (3-4) trailed by as many as 11, led by as many as 11, and saw 13 ties and 12 lead changes in an incredibly entertaining game. But a pair of free throws for Drake (6-2) with 7.8 seconds left, coupled with two misses at the other end, left Auburn behind as the clock expired.

Alexander and Hansen each scored 24 points, a career-high for Hansen and one shy of it for Alexander. Hansen made seven 3-pointers on the day, one shy of tying the Auburn single-game record. Both players also finished with four assists, and Alexander added three steals. Unique Thompson kept her double-double streak alive with a 12-point, 11-rebound effort that also included four steals.

Auburn shot 45.2 percent for the game (28-62) and hit 13-of-29 3-pointers (44.8%), coming up one short of the single-game team record. The Tigers were also stellar at the free-throw line, hitting 13-of-16 (81.3%). Auburn forced 19 Drake turnovers, turning those into 24 point.

Drake led 44-42 at the half. A slow start to the third quarter for both teams saw Auburn tie it up at 48-48, then go on a 10-0 run to build a 58-48 advantage on an Alexander 3-pointer with 3:36 left. But a flurry by the Bulldogs in the final 90 seconds cut the lead to four at 66-62 headed to the fourth.

The lead swung wildly in both directions throughout the fourth quarter with both teams leading by as many as 6. Auburn trailed 81-75 with 2:18 to play, but another 3-pointer plus two free throws from Alexander cut it to one at 81-80 with under a minute. Auburn got a stop, then Alexander drew a foul with 15 seconds left and made both free throws to put the Tigers back ahead 82-81. At the other end, Auburn forced a miss but was unable to get the rebound, and a foul with 7.8 seconds left led to two Bulldog free throws. The Tigers had two chances before the buzzer but could not get a shot to fall.

MOBILE-- Five players scored in double figures, and an offensive flurry early in the fourth quarter broke the game open as Auburn earned an 82-62 road win at South Alabama Wednesday night.

The Tigers (4-4) used a 16-0 run that spanned the end of the third and start of the fourth quarters to break open what had been a close game throughout. Auburn's long-range shooting was effective for the second straight game as the Tigers hit 12 3-pointers, giving them 25 over their last two contests.

Sophomore Brooke Moore led the Tigers' offensive attack with a season-high 20 points on 7-of-12 shooting, including 4-of-6 beyond the 3-point arc. Erin Howard and Daisa Alexander had 14 points apiece; Howard made a career-high four 3-pointers and also had a career-best four steals.

Unique Thompson grabbed three rebounds in the fourth quarter to extend her double-double streak to nine points, dating back to last season. She finished with 15 points and 10 rebounds and was 7-of-7 from the floor. Lauren Hansen was Auburn's fifth player in double-figures with 10 points and a team-leading four assists. Kiyae' White added eight rebounds.

As a team, Auburn shot a season-high 53.3 percent from the field (32-60) and was 50 percent (12-24) from 3-point range. The Tigers out-rebounded the Jaguars 36-30 and scored 21 points off 15 USA turnovers.

South Alabama (3-5) led 47-45 with 4:46 to play in the third quarter. But the Tigers' defense held the Jaguars to just one basket over the next eight-plus minutes, out-scoring them 23-2 in that stretch to build a 19-point lead with 7:47 to play. From there, the Tigers cruised, pushing the advantage to as many as 26 before a couple of late defensive lapses let USA cut the final margin to 20.

Auburn never trailed in the first half, taking a 37-32 lead at the break. Moore hit four 3-pointers in the first half with three of those coming in the second quarter as the Tigers extended their lead to as many as eight points. But the Jaguars stayed in the game thanks to 10 second-chance points off eight offensive rebounds in the opening half.

FORT WORTH, Texas-- Unique Thompson scored a career-high 31 points, but early foul trouble and turnovers cost Auburn in an 80-65 loss at TCU Saturday in the Big 12/SEC Challenge.

Auburn (4-5) turned the ball over 19 times, leading to 26 points for TCU (7-0), and multiple Tigers missed significant minutes with foul trouble; two players fouled out. The Horned Frogs took advantage, getting into the bonus every quarter and hitting 23-of-33 free throws for the game.

Thompson's 31 points were the most by an Auburn player since Katie Frerking had 33 at Texas A&M in 2017. Thompson also added 15 rebounds to pick up her ninth double-double of the season and 10th straight dating back to last year, continuing the longest active streak in the nation.

But Thompson was Auburn's only player in double figures. Lauren Hansen and Brooke Moore added eight points and Daisa Alexander had six; all three fought foul trouble throughout the game. Alexander and Morgan Robinson-Nwagu tied for the team lead with four assists, and Kiyae' White and Erin Howard had three steals apiece.

Neither team shot the ball particularly well; Auburn hit 24-of-67 from the floor (35.8%) and TCU was one shot better at 25-of-67 (37.3%). But the Frogs made seven 3-pointers to Auburn's three, and made up the rest of the difference at the free-throw line. TCU also out-rebounded Auburn 49-42.

Auburn went on a 13-2 run early in the second quarter to tie the game after trailing by nine at the end of the first. But foul trouble took a toll as TCU was in the bonus for the final five minutes of the quarter and took advantage, hitting 7-of-9 free throws in the period. Meanwhile, three starters missed significant minutes with two or more fouls, and the Horned Frogs took a 44-31 lead at the break.

The Tigers cut the lead to single-digits early in the third, but TCU went on a 13-5 run to take a 58-40 lead, and Auburn got no closer than 15 points the rest of the way.

2019-20 Auburn Women's Basketball
Auburn Combined Team Statistics (as of Jan 15, 2020)
All games

| RECORD: | OVERALL | HOME | AWAY | NEUTRAL |
|----------------|----------------|-------------|-------------|----------------|
| ALL GAMES | 6-9 | 4-4 | 1-3 | 1-2 |
| CONFERENCE | 0-4 | 0-3 | 0-1 | 0-0 |
| NON-CONFERENCE | 6-5 | 4-1 | 1-2 | 1-2 |

| # | Player | gp-gs | min | avg | Total | | 3-Point | | F-Throw | | Rebounds | | | | a | to | blk | stl | pts | avg | | |
|----------------|--------------------|-------|------|------|---------|-------|---------|------|---------|------|----------|-----|-----|------|-----|----|-----|-----|-----|-----|------|------|
| | | | | | fg-fga | fg% | 3fg-fga | 3fg% | ft-fa | ft% | off | def | tot | avg | | | | | | | pf | dq |
| 20 | Unique Thompson | 15-15 | 469 | 31.3 | 96-159 | .604 | 0-0 | .000 | 62-90 | .689 | 79 | 102 | 181 | 12.1 | 35 | 0 | 26 | 47 | 7 | 27 | 254 | 16.9 |
| 00 | Daisa Alexander | 13-13 | 364 | 28.0 | 67-155 | .432 | 16-51 | .314 | 31-40 | .775 | 9 | 35 | 44 | 3.4 | 36 | 1 | 27 | 26 | 0 | 30 | 181 | 13.9 |
| 05 | Brooke Moore | 14-14 | 389 | 27.8 | 56-160 | .350 | 21-82 | .256 | 29-38 | .763 | 10 | 10 | 20 | 1.4 | 22 | 0 | 15 | 37 | 1 | 17 | 162 | 11.6 |
| 13 | Lauren Hansen | 14-12 | 343 | 24.5 | 39-121 | .322 | 25-78 | .321 | 10-12 | .833 | 4 | 16 | 20 | 1.4 | 38 | 3 | 28 | 50 | 0 | 12 | 113 | 8.1 |
| 24 | Erin Howard | 15-3 | 387 | 25.8 | 36-102 | .353 | 18-64 | .281 | 8-11 | .727 | 16 | 49 | 65 | 4.3 | 27 | 0 | 14 | 15 | 11 | 25 | 98 | 6.5 |
| 01 | Robyn Benton | 6-0 | 121 | 20.2 | 12-39 | .308 | 5-16 | .313 | 2-4 | .500 | 8 | 2 | 10 | 1.7 | 8 | 0 | 8 | 7 | 3 | 16 | 31 | 5.2 |
| 10 | Kiyae' White | 15-11 | 269 | 17.9 | 21-44 | .477 | 0-0 | .000 | 23-42 | .548 | 25 | 54 | 79 | 5.3 | 33 | 0 | 9 | 19 | 6 | 11 | 65 | 4.3 |
| 03 | Annie Hughes | 15-7 | 316 | 21.1 | 23-59 | .390 | 7-24 | .292 | 5-9 | .556 | 18 | 14 | 32 | 2.1 | 21 | 0 | 13 | 11 | 0 | 9 | 58 | 3.9 |
| 30 | M. Robinson-Nwagwu | 15-0 | 221 | 14.7 | 12-53 | .226 | 2-10 | .200 | 8-15 | .533 | 10 | 18 | 28 | 1.9 | 26 | 1 | 30 | 31 | 2 | 11 | 34 | 2.3 |
| 02 | Sania Wells | 12-0 | 73 | 6.1 | 5-15 | .333 | 1-6 | .167 | 5-6 | .833 | 2 | 6 | 8 | 0.7 | 8 | 0 | 8 | 6 | 0 | 3 | 16 | 1.3 |
| 35 | Natalie Kelly | 12-0 | 37 | 3.1 | 2-2 | 1.000 | 0-0 | .000 | 1-2 | .500 | 2 | 4 | 6 | 0.5 | 5 | 0 | 0 | 2 | 0 | 2 | 5 | 0.4 |
| Team | | | | | | | | | | | 20 | 20 | 40 | | | | 9 | | | | | |
| Total..... | | 15 | 3028 | | 374-919 | .407 | 96-333 | .288 | 185-273 | .678 | 205 | 333 | 538 | 35.9 | 265 | 5 | 179 | 261 | 31 | 163 | 1029 | 68.6 |
| Opponents..... | | 15 | 3025 | | 402-858 | .469 | 136-363 | .375 | 175-246 | .711 | 136 | 361 | 497 | 33.1 | 226 | - | 227 | 266 | 33 | 126 | 1115 | 74.3 |

| TEAM STATISTICS | AU | OPP | Date | Opponent | Score | Att. |
|------------------------|-----------|------------|-------------|---------------------|--------------|-------------|
| SCORING | 1029 | 1115 | 11/06/19 | WOFFORD | W 84-82 | 1618 |
| Points per game | 68.6 | 74.3 | 11/14/19 | OLD DOMINION | L 77-89 | 1635 |
| Scoring margin | -5.7 | - | 11/21/19 | at UAB | L 75-80 | 1081 |
| FIELD GOALS-ATT | 374-919 | 402-858 | 11/24/19 | SAINT JOSEPH'S | W 66-62 | 1796 |
| Field goal pct | .407 | .469 | 11/29/19 | vs Middle Tennessee | L 50-73 | 313 |
| 3 POINT FG-ATT | 96-333 | 136-363 | 11/30/19 | vs Dayton | Wot 76-74 | 317 |
| 3-point FG pct | .288 | .375 | 12/1/19 | vs Drake | L 82-83 | 457 |
| 3-pt FG made per game | 6.4 | 9.1 | 12/04/19 | at South Alabama | W 82-62 | 1106 |
| FREE THROWS-ATT | 185-273 | 175-246 | 12/07/19 | at TCU | L 65-80 | 2259 |
| Free throw pct | .678 | .711 | 12/15/19 | BETHUNE-COOKMAN | W 74-56 | 1588 |
| F-Throws made per game | 12.3 | 11.7 | 12/28/19 | JACKSONVILLE ST. | W 62-53 | 1827 |
| REBOUNDS | 538 | 497 | * 01/02/20 | at Vanderbilt | L 55-77 | 2255 |
| Rebounds per game | 35.9 | 33.1 | * 01/05/20 | ARKANSAS | L 70-86 | 1702 |
| Rebounding margin | +2.7 | - | * 01/09/20 | FLORIDA | L 63-83 | 1621 |
| ASSISTS | 179 | 227 | * 01/12/20 | ALABAMA | L 48-75 | 2833 |
| Assists per game | 11.9 | 15.1 | | | | |
| TURNOVERS | 261 | 266 | | | | |
| Turnovers per game | 17.4 | 17.7 | | | | |
| Turnover margin | +0.3 | - | | | | |
| Assist/turnover ratio | 0.7 | 0.9 | | | | |
| STEALS | 163 | 126 | | | | |
| Steals per game | 10.9 | 8.4 | | | | |
| BLOCKS | 31 | 33 | | | | |
| Blocks per game | 2.1 | 2.2 | | | | |
| ATTENDANCE | 14620 | 7788 | | | | |
| Home games-Avg/Game | 8-1828 | 4-1675 | | | | |
| Neutral site-Avg/Game | - | 3-362 | | | | |

1 = Gulf Coast Showcase (Estero, Fla.)
 * = Conference game

| Score by Periods | 1st | 2nd | 3rd | 4th | OT | Totals |
|-------------------------|------------|------------|------------|------------|-----------|---------------|
| Auburn | 231 | 233 | 273 | 279 | 13 | 1029 |
| Opponents | 288 | 259 | 273 | 284 | 11 | 1115 |

2019-20 Auburn Women's Basketball
Auburn Combined Team Statistics (as of Jan 15, 2020)
Conference games only

| RECORD: | OVERALL | HOME | AWAY | NEUTRAL |
|----------------|----------------|-------------|-------------|----------------|
| ALL GAMES | 0-4 | 0-3 | 0-1 | 0-0 |
| CONFERENCE | 0-4 | 0-3 | 0-1 | 0-0 |
| NON-CONFERENCE | 0-0 | 0-0 | 0-0 | 0-0 |

| ## | Player | gp-gs | min | avg | Total | | 3-Point | | F-Throw | | Rebounds | | | | pf | dq | a | to | blk | stl | pts | avg |
|----------------|--------------------|-------|-----|------|---------|------|---------|------|---------|-------|----------|-----|-----|------|----|----|----|----|-----|-----|-----|------|
| | | | | | fg-fga | fg% | 3fg-fga | 3fg% | ft-fta | ft% | off | def | tot | avg | | | | | | | | |
| 05 | Brooke Moore | 4-4 | 111 | 27.8 | 19-49 | .388 | 5-22 | .227 | 7-12 | .583 | 0 | 2 | 2 | 0.5 | 2 | 0 | 1 | 12 | 0 | 3 | 50 | 12.5 |
| 20 | Unique Thompson | 4-4 | 120 | 30.0 | 19-43 | .442 | 0-0 | .000 | 8-10 | .800 | 17 | 30 | 47 | 11.8 | 11 | 0 | 10 | 11 | 1 | 7 | 46 | 11.5 |
| 00 | Daisa Alexander | 2-2 | 49 | 24.5 | 7-19 | .368 | 3-9 | .333 | 4-4 | 1.000 | 2 | 4 | 6 | 3.0 | 5 | 0 | 5 | 4 | 0 | 3 | 21 | 10.5 |
| 24 | Erin Howard | 4-3 | 105 | 26.3 | 11-33 | .333 | 7-22 | .318 | 4-4 | 1.000 | 4 | 11 | 15 | 3.8 | 10 | 0 | 3 | 3 | 2 | 10 | 33 | 8.3 |
| 10 | Kiyae' White | 4-1 | 75 | 18.8 | 6-10 | .600 | 0-0 | .000 | 7-13 | .538 | 8 | 11 | 19 | 4.8 | 8 | 0 | 2 | 6 | 1 | 2 | 19 | 4.8 |
| 13 | Lauren Hansen | 4-3 | 89 | 22.3 | 7-28 | .250 | 3-18 | .167 | 2-2 | 1.000 | 1 | 3 | 4 | 1.0 | 8 | 0 | 9 | 16 | 0 | 1 | 19 | 4.8 |
| 01 | Robyn Benton | 4-0 | 87 | 21.8 | 6-27 | .222 | 3-11 | .273 | 2-4 | .500 | 6 | 1 | 7 | 1.8 | 6 | 0 | 6 | 7 | 1 | 14 | 17 | 4.3 |
| 30 | M. Robinson-Nwagwu | 4-0 | 66 | 16.5 | 5-24 | .208 | 1-9 | .111 | 2-3 | .667 | 5 | 5 | 10 | 2.5 | 6 | 0 | 11 | 9 | 0 | 6 | 13 | 3.3 |
| 03 | Annie Hughes | 4-3 | 71 | 17.8 | 4-17 | .235 | 2-9 | .222 | 1-2 | .500 | 4 | 3 | 7 | 1.8 | 4 | 0 | 0 | 2 | 0 | 2 | 11 | 2.8 |
| 02 | Sania Wells | 3-0 | 17 | 5.7 | 3-6 | .500 | 1-4 | .250 | 0-0 | .000 | 2 | 1 | 3 | 1.0 | 2 | 0 | 2 | 0 | 0 | 2 | 7 | 2.3 |
| 35 | Natalie Kelly | 4-0 | 10 | 2.5 | 0-0 | .000 | 0-0 | .000 | 0-0 | .000 | 1 | 0 | 1 | 0.3 | 1 | 0 | 0 | 2 | 0 | 2 | 0 | 0.0 |
| Team | | | | | | | | | | | 8 | 3 | 11 | | | | 3 | | | | | |
| Total..... | | 4 | 800 | | 87-256 | .340 | 25-104 | .240 | 37-54 | .685 | 58 | 74 | 132 | 33.0 | 63 | 0 | 49 | 75 | 5 | 52 | 236 | 59.0 |
| Opponents..... | | 4 | 800 | | 123-220 | .559 | 34-76 | .447 | 41-54 | .759 | 31 | 113 | 144 | 36.0 | 53 | - | 71 | 81 | 8 | 43 | 321 | 80.2 |

| TEAM STATISTICS | AU | OPP | Date | Opponent | Score | Att. |
|------------------------|-----------|------------|---|-----------------|--------------|-------------|
| SCORING | 236 | 321 | * 01/02/20 | at Vanderbilt | L 55-77 | 2255 |
| Points per game | 59.0 | 80.2 | * 01/05/20 | ARKANSAS | L 70-86 | 1702 |
| Scoring margin | -21.2 | - | * 01/09/20 | FLORIDA | L 63-83 | 1621 |
| FIELD GOALS-ATT | 87-256 | 123-220 | * 01/12/20 | ALABAMA | L 48-75 | 2833 |
| Field goal pct | .340 | .559 | 1 = Gulf Coast Showcase (Esterov, Fla.) | | | |
| 3 POINT FG-ATT | 25-104 | 34-76 | * = Conference game | | | |
| 3-point FG pct | .240 | .447 | | | | |
| 3-pt FG made per game | 6.3 | 8.5 | | | | |
| FREE THROWS-ATT | 37-54 | 41-54 | | | | |
| Free throw pct | .685 | .759 | | | | |
| F-Throws made per game | 9.3 | 10.3 | | | | |
| REBOUNDS | 132 | 144 | | | | |
| Rebounds per game | 33.0 | 36.0 | | | | |
| Rebounding margin | -3.0 | - | | | | |
| ASSISTS | 49 | 71 | | | | |
| Assists per game | 12.3 | 17.8 | | | | |
| TURNOVERS | 75 | 81 | | | | |
| Turnovers per game | 18.8 | 20.3 | | | | |
| Turnover margin | +1.5 | - | | | | |
| Assist/turnover ratio | 0.7 | 0.9 | | | | |
| STEALS | 52 | 43 | | | | |
| Steals per game | 13.0 | 10.8 | | | | |
| BLOCKS | 5 | 8 | | | | |
| Blocks per game | 1.3 | 2.0 | | | | |
| ATTENDANCE | 6156 | 2255 | | | | |
| Home games-Avg/Game | 3-2052 | 1-2255 | | | | |
| Neutral site-Avg/Game | - | 0-0 | | | | |

| Score by Periods | 1st | 2nd | 3rd | 4th | Totals |
|-------------------------|------------|------------|------------|------------|---------------|
| Auburn | 53 | 49 | 58 | 76 | 236 |
| Opponents | 87 | 79 | 89 | 66 | 321 |




Daisa Alexander
Senior • G • 5-8
Decatur, Ga.
Southwest DeKalb HS



Robyn Benton
Sophomore • G • 5-9
Atlanta, Ga.
Greater Atlanta Christian School



Sania Wells
Freshman • G • 5-7
Moss Point, Miss.
East Central HS



Annie Hughes
Freshman • G • 5-9
Dutton, Ala.
Pisgah HS




Brooke Moore
Sophomore • G • 5-7
Atlanta, Ga.
Henry County HS




Kiyae' White
RS Sophomore • F • 6-2
Macungie, Pa.
Emmaus HS



Lauren Hansen
Freshman • G • 5-8
Long Island, N.Y.
Ward Melville HS



Jala Jordan
Sophomore • F • 6-2
Philadelphia, Pa.
West Virginia




Unique Thompson
Junior • F • 6-3
Theodore, Ala.
Faith Academy



Honesty Scott-Grayson
Sophomore • G • 5-9
Brick, N.J.
Baylor



Erin Howard
Sophomore • G/F • 6-1
Madison, Wis.
Madison East HS



Morgan Robinson-Nwagwu
Freshman • G • 5-8
Norcross, Ga.
Norcross HS



Natalie Kelly
Freshman • F • 6-3
Albany, La.
Albany HS



Terri Williams-Flournoy
Head Coach
Penn State (1991)
Eighth Season



Ty Evans
Associate Head Coach
Wisconsin-Whitewater (1995)
Eighth Season



Clarisse Garcia
Assistant Coach
Villanova (2007)
Fourth Season



La'Keshia Frett Meredith
Assistant Coach
Georgia (1997)
First Season