



2010-11 Auburn Women's Basketball

Game 12 • December 28, 2010

vs. Alabama A&M

18 NCAA Tournament Appearances • Three Final Fours • Five SEC Titles • Four SEC Tournament Titles



AUBURN MEDIA RELATIONS

Associate Director/WBB Contact: Matt Crouch • mccrouch@auburn.edu

Auburn Athletic Complex / 392 South Donahue / Auburn, AL 36849

O: 334.844.9800 • C: 334.740.4109 • F: 334.844.9807

www.AuburnTigers.com

Twitter: @AuburnWBB

2010-11 SCHEDULE/RESULTS

NOVEMBER

12	Mercer	W, 79-61
15	#16/14 Florida State	L, 61-67
18	#6/6 Duke	L, 62-75
22	at South Florida	L, 49-67
26	1-vs. Sacred Heart	L, 53-65
27	1-vs. Seton Hall	W, 85-51

DECEMBER

2	South Alabama	W, 75-70
4	Temple	L, 61-62
15	at George Washington	W, 52-45
18	2-vs. Purdue	L, 56-76
21	at Chicago State	W, 67-63
28	Alabama A&M	6 p.m.
30	Jacksonville State	6 p.m.

JANUARY

2	at Alabama* [CSS]	2 p.m.
6	Florida*	6 p.m.
9	at Vanderbilt*	2 p.m.
13	Ole Miss*	6 p.m.
16	LSU* [CSS]	2 p.m.
20	at Mississippi State*	7 p.m.
23	Tennessee* [CSS]	2 p.m.
30	South Carolina*	2 p.m.

FEBRUARY

3	at Kentucky*	6 p.m.
6	Mississippi State*	2 p.m.
10	at LSU* [Cox Sports Television]	7 p.m.
13	at Arkansas* [ESPN2]	4 p.m.
17	Alabama*	6 p.m.
20	at South Carolina* [FSN]	1 p.m.
24	at Georgia*	6 p.m.
27	Kentucky* [SEC Network]	1 p.m.

MARCH

3-6	Southeastern Conference Tournament
	Nashville, Tenn. • Bridgestone Arena
20 & 22	NCAA Tournament First and Second Rounds
	Auburn, Ala. • Auburn Arena
26-29	NCAA Tournament Regionals

APRIL

3-5	NCAA Final Four
	Indianapolis, Ind. • Consecro Fieldhouse

* - SEC Game

All Times are Central

1 - Junkanoo Jam (Freeport, Bahamas)

2 - Boilermaker Blockbuster (Indianapolis, Ind.)

All home games played at Auburn Arena

Bold indicates home games

www.AuburnTigers.com

GAME 12

[NR/NR] Auburn (5-6) vs. [NR/NR] Alabama A&M (4-5)

When: Tuesday, December 28 • 6 p.m. CT

Where: Auburn Arena (9,121) • Auburn, Ala.

TV/Webcast: AuburnTigers.com

Radio: WMXA 96.7 FM; Andy Burcham (play-by-play), Arnika Edwards (color)

Audio Webcast: AuburnTigers.com

Gametracker: AuburnTigers.com

Series: Auburn leads 4-0 (3-0 in Auburn)

Last Meeting: Auburn def. Alabama A&M 83-56 in Auburn, Ala. (11-19-09)

Up Next: Auburn will remain at home for a 6 p.m., Thursday game against in-state rival Jacksonville State

AUBURN PROJECTED STARTERS

No.	Pos.	Name	Ht.	Year	PPG	RPG	Hometown
1	G	Morgan Toles	5-9	So.	7.7	(avg) 4.8	Fayetteville, Ga.
4	G	Parrisha Simmons	6-0	Jr.	3.1	3.5	Macon, Ga.
5	G	Alli Smalley	5-8	Sr.	12.8	2.5	Arab, Ala.
14	F	Blanche Alverson	6-3	So.	10.4	3.4	Andalusia, Ala.
21	F	Jordan Greenleaf	6-1	Sr.	7.8	8.5	Rex, Ga.

OFF THE BENCH

2	G	Morgan Jennings	5-8	Jr.	4.3	2.5	Atlanta, Ga.
11	G	Courtney Strain	5-9	Fr.	2.2	0.4	Woodland, Ala.
23	F	Chantel Hilliard	6-2	Jr.	5.8	2.5	Biloxi, Miss.
25	F	Jassany Williams	6-2	Fr.	4.2	3.4	Davie, Fla.
32	G/F	Tyrese Tanner	6-2	Fr.	3.3	2.8	Birmingham, Ala.
34	C	Peyton Davis	6-5	Fr.	0.9	0.9	Birmingham, Ala.

Head Coach: Nell Fortner / Associate Head Coach: Kerry Cremeans / Assistant Coaches: Mark Simons and Carla McGhee

ALABAMA A&M PROJECTED STARTERS

No.	Pos.	Name	Ht.	Year	PPG	RPG	Hometown
5	G	Brittany Strickland	5-5	Fr.	4.2	2.8	Stockbridge, Ga.
14	G	Nesfayia Watkins	5-8	Jr.	5.7	3.2	Phenix City, Ala.
23	G	Whiquitta Tobar	5-7	Jr.	18.1	6.1	Blytheville, Ark.
34	F	Shaurice Miller	6-0	Sr.	2.4	2.9	Meridian, Miss.
55	F	Na'Dra Robertson	6-3	So.	8.2	4.1	Conway, Ark.

Head Coach: Altherias Warmley / Assistant Coaches: Dexter Holt, Dorianne Johnson and Melvin Williams

Media Information

The Auburn media relations department considers its work with the media a top priority. The 2010-11 Auburn Women's Basketball Media Supplement has been prepared to assist the working media in their coverage of Tiger basketball. If you have not received a copy, or if you need additional information, interview or photograph requests, or have any questions, please contact Matt Crouch in the media relations office at 334.844.9709.

Interview Policy

Coach Fortner, her assistants and all women's basketball players are available for phone and personal interviews by contacting Matt Crouch in the media relations office. Post-game interviews will be allowed following a 10-minute cooling off period. Non-game day requests will be met based on the players class and practice schedules.

Credentials

Anyone wishing to cover an Auburn women's basketball game should contact Matt Crouch in the media relations office at least one day in advance in order to make the proper arrangements.

On the Air

The Tigers can be heard live locally in Auburn on Mix 96.7 FM for the entire regular and postseasons. Andy Burcham, in his 23rd season with the women's basketball program and handles play-by-play duties. Arnika Edwards joins Burcham for her fourth season and provides color commentary. Each game can also be heard live on the internet at www.AuburnTigers.com.

Weekly Live Radio Show

Starting in January, every Tuesday at 6 p.m. CT Nell Fortner will host a live show from Logan's Roadhouse in Tiger Town with Andy Burcham. Fans can listen to the show on 96.7 FM. The number to call in to the show is 1-800-282-2557.

Game-Day Services

Statistics, rosters and game notes will be provided prior to the game in the media work room. Box scores will also be handed out during and following the game. Phones and fax machines are available in the media work room.

Photo/Video Services

Todd Van Emst of the Auburn Media Relations office handles all photo requests. Please contact Van Emst at 334-844-9514. Satellite feeds of selected Auburn women's basketball games are available for the media. A number of studio and satellite services may be arranged for electronic media by calling Steve Sain in the Auburn Media Relations office at 334.844.9809.

On the Web

The home for Auburn Athletics on the web, www.AuburnTigers.com, is your source for Auburn Women's Basketball. The website offers the most recent information and news on the Tigers. At AuburnTigers.com, you can also listen to each women's basketball game broadcast live and follow along on live scoring for every home game.

2010-11 Numerical Roster

No.	Name	Height	Position	Class	Hometown/High School
1	Morgan Toles	5-9	Guard	SO	Fayetteville, Ga./Sandy Creek
2	Morgan Jennings	5-8	Guard	JR	Atlanta, Ga./Frederick Douglass
4	Parrisha Simmons	6-0	Guard	JR	Macon, Ga./Southwest Macon
5	Alli Smalley	5-8	Guard	SR	Arab, Ala./Arab
11	Courtney Strain	5-9	Guard	FR	Woodland, Ala./Woodland
14	Blanche Alverson	6-3	Foward/Guard	SO	Andalusia, Ala./Buford (Ga.)
20	Pascale "P.J." West	6-8	Center	SO	LaGrange, Ga./Troup County
21	Jordan Greenleaf	6-1	Forward	SR	Rex, Ga./Morrow
22	Camille Glymph	5-10	Guard	FR	Greenville, S.C./J.L. Mann
23	Chantel Hilliard	6-2	Forward/Center	JR	Biloxi, Miss./St. Martin
25	Jassany Williams	6-2	Forward	FR	Davie, Fla./Nova
32	Tyrese Tanner	6-2	Forward	FR	Birmingham, Ala./Hoover
34	Peyton Davis	6-5	Center	FR	Birmingham, Ala./Mortimer Jordan

2010-11 Alphabetical Roster

No.	Name	Height	Pos.	Ht.	Hometown
14	Blanche Alverson	6-3	Foward/Guard	SO	Andalusia, Ala./Buford (Ga.)
34	Peyton Davis	6-5	Center	FR	Birmingham, Ala./Mortimer Jordan
22	Camille Glymph	5-10	Guard	FR	Greenville, S.C./J.L. Mann
21	Jordan Greenleaf	6-1	Forward	SR	Rex, Ga./Morrow
23	Chantel Hilliard	6-2	Forward/Center	JR	Biloxi, Miss./St. Martin
2	Morgan Jennings	5-8	Guard	JR	Atlanta, Ga./Frederick Douglass
4	Parrisha Simmons	6-0	Guard	JR	Macon, Ga./Southwest Macon
5	Alli Smalley	5-8	Guard	SR	Arab, Ala./Arab
11	Courtney Strain	5-9	Guard	FR	Woodland, Ala./Woodland
32	Tyrese Tanner	6-2	Forward	FR	Birmingham, Ala./Hoover
1	Morgan Toles	5-9	Guard	SO	Fayetteville, Ga./Sandy Creek
20	Pascale "P.J." West	6-8	Center	SO	LaGrange, Ga./Troup County
25	Jassany Williams	6-2	Forward	FR	Davie, Fla./Nova

STAFF:

Head Coach: Nell Fortner (Texas, 1982)

Assistant Coach: Kerry Cremeans (Florida, 1994)

Assistant Coach: Mark Simons (Aquinas College, 1972)

Assistant Coach: Carla McGhee (Tennessee, 1990)

Director of Basketball Operations: Melissa Maines (Texas Tech, 1998)

Video Coordinator: Kelly Komara (Purdue, 2002)

Administrative Assistant: Ashley Langford (Tulane, 2009)

Director of Administrative Support Services: Arnika Edwards (Alabama A&M, 1991)

Athletic Trainer: Angie Lawrence (Appalachian State, 1997)

Student Assistant: Reneisha Hobbs (Auburn, 2010)

BY CLASS:

Seniors (2): Jordan Greenleaf, Alli Smalley

Juniors (3): Chantel Hilliard, Morgan Jennings, Parrisha Simmons

Sophomores (3): Blanche Alverson, Morgan Toles, Pascale "P.J." West

Freshmen (5): Peyton Davis, Camille Glymph, Courtney Strain, Tyrese Tanner, Jassany Williams

Projected Auburn Starters



Morgan Toles

Guard
5-9
Sophomore
Fayetteville, Ga.
Sandy Creek High School
7.7 ppg / 4.8 apg / 2.8 rpg

1

- Tied her season high with 7 assists at George Washington and Chicago State
- Returned to the starting lineup against GW; came off bench previous 4 games
- Scored in double figures five times this season
- Leads the SEC in assist-to-turnover ratio; is second in assists



Parrisha Simmons

Guard
6-0
Junior
Macon, Ga.
Southwest Macon High School
3.1 ppg / 3.5 rpg / 2.0 orpg

4

- Returned to the starting lineup against GW; came off bench previous 4 games
- A rebounding and defensive specialist
- Is second on the team with 2.0 offensive rebounds per game
- Scored season-high 6 points vs. Purdue



Alli Smalley

Guard
5-8
Senior
Arab, Ala.
Arab High School
12.8 ppg / 1.4 spg / 2.5 rpg

5

- A Preseason All-SEC First Team selection
- Set the Auburn career 3-point record against Temple
- A starter since her freshman season, she has started 95 consecutive games
- Shooting 38.9 percent from 3-point range this season



Blanche Alverson

Guard/Forward
6-3
Sophomore
Andalusia, Ala.
Buford (Ga.) High School
10.4 ppg / 3.4 rpg / .310 3fg%

14

- Scored season-high 16 points against Florida State and at George Washington
- Has a 3-pointer in nine of 11 games this season
- Has also scored in double figures in seven games this season
- Ranks 28th in the SEC in scoring



Jordan Greenleaf

Forward
6-1
Senior
Rex, Ga.
Morrow High School
7.8 ppg / 8.5 rpg / 1.6 spg

21

- Leads Auburn with 8.5 rebounds, 1.6 steals and 1.3 blocks per game
- Neared a double-double last time at home vs. Temple with 9 pts and 12 rebs
- Averaging 9.6 rebounds per game over the last five games
- Pulled down second double-double of season at USF with 13 pts and 10 rebs.

Auburn Women's Basketball Quick Hitters

- Auburn is playing its first season in the new \$86 million Auburn Arena
- The win over Mercer was the first regular-season Auburn win, men or women, in the new facility
- Alli Smalley broke the Auburn career 3-point record against Temple, she now has 193 on her career
- Auburn's win over Seton Hall on Nov. 27 broke a four-game losing streak; the Tigers followed up with a home win over South Alabama, giving the team back-to-back wins for the first time this season
- The Chicago State game was Nell Fortner's 200th as Auburn's head coach, she is 121-79 in her first 200 games
- This will be the fifth meeting between Auburn and Alabama A&M with the Tigers leading 4-0
- Auburn Director of Administrative Support Services Arnika Edwards is an Alabama A&M alum
- Auburn is coming off a 67-63 win at Chicago State; Alabama A&M is coming off a 67-62 loss at Alabama
- Auburn won the last meeting, defeating Alabama A&M 83-56 in Auburn on Nov. 19, 2009
- Auburn is 33-2 all-time against current Southwestern Athletic Conference teams
- This will be the third meeting between Fortner and Alabama A&M's Altherias Warmley with Fortner holding a 2-0 lead
- Auburn is 7-3 all-time when playing on Dec. 28 after winning the last four times, Nell Fortner is 4-0
- This will be Auburn's first-ever home game on Dec. 28
- The Tigers are 194-51 all-time in the month of December, 35-9 under Fortner
- Auburn is 213-55 all-time against in-state teams and 19-2 under Nell Fortner
- Six different Tigers have led the team in scoring this season
- Auburn is 81-2 under Fortner when scoring 70 or more points
- The Tigers are averaging 19.7 points per game scored on turnovers
- Fortner has guided the Tigers to a 76-33 record when playing non-conference games, 31-7 when playing at home
- Alli Smalley and Tyrese Tanner were named to the Junkanoo Jam All-Tournament Team on Nov. 27
- Auburn was picked sixth in the SEC Preseason Media and Coaches' polls, Tennessee was picked to win the league
- Alli Smalley was picked the the Coaches' Preseason All-SEC First Team and to the media's Second Team
- Nell Fortner is beginning her seventh season at Auburn, marking her longest tenure at any job
- The Tigers welcome five newcomers: Peyton Davis, Camille Glymph, Courtney Strain, Tyrese Tanner, Jassany Williams
- Carla McGhee returns to Auburn for her second stint as an assistant coach
- Auburn will be a first- and second-round host of the 2011 NCAA Tournament in the new Auburn Arena



Follow Auburn Women's Basketball on Twitter

@AuburnWBB

INDIVIDUAL CATEGORY LEADERS

Auburn		Alabama A&M
Alli Smalley - 12.8	Points	Whiquitta Tobar - 18.1
Jordan Greenleaf - 8.5	Rebounds	Whiquitta Tobar - 6.1
Morgan Toles - 4.8	Assists	Whiquitta Tobar - 3.9
Jordan Greenleaf - 1.6	Steals	Whiquitta Tobar - 2.3
Jordan Greenleaf - 1.3	Blocks	NaDra Robertson - 1.0
Jordan Greenleaf - 33.5	Minutes Played	Whiquitta Tobar - 33.2
Chantel Hilliard - .510	Field Goal Percentage	Shaurice Miller - .526
Alli Smalley - .389	3-Point Percentage	Chelsea Marshall - .286
Blanche Alverson - .800	Free-Throw Percentage	Jasmine Sanders - .833

AUBURN WOMEN'S BASKETBALL WEEKLY SCHEDULE

	Sunday 26	Monday 27	Tuesday 28	Wednesday 29	Thursday 30	Friday 31	Saturday 1
Dec. 26 through Jan. 1	Practice 6 - 8 p.m. Auburn Arena	Practice 12 - 2 p.m. Auburn Arena	Auburn vs. Alabama A&M 6 p.m. Auburn Arena	Practice 12 - 2 p.m. Auburn Arena	Auburn vs. Jacksonville State 6 p.m. Auburn Arena	Practice 12 - 2 p.m. Auburn Arena	Depart for Tuscaloosa, Ala.

General Information

School..... Auburn University
City / Zip..... Auburn, Ala. / 36849
Founded..... Oct. 1, 1856
Enrollment..... 24,602
Nickname..... Tigers
Colors..... Burnt Orange and Navy Blue
Home Court..... Auburn Arena (9,121)
Affiliation..... NCAA Division I
Conference..... Southeastern Conference
President..... Dr. Jay Gogue
Athletic Director..... Jay Jacobs
Senior Women's Administrator..... Meredith Jenkins
Faculty Athletics Representative..... Dr. Mary Boudeaux
University Website..... www.Auburn.edu

Team Information

2009-10 Record (SEC Record)..... 15-16 (5-11)
SEC Finish / Tournament Finish..... 10th / Second Round
All-time SEC Record..... 179-150 (.544)
All-time SEC Tournament Record..... 34-27
Starters Returning/Lost..... 5/1
Lettermen Returning/Lost..... 9/2
Newcomers..... 5
First Year of Basketball..... 1971
Overall Record..... 785-350 (.692)
NCAA Tournament Appearances/Last..... 18/2009
NCAA Tournament Record..... 29-18
WNIT Appearances/Last..... 2/2007
WNIT Record..... 7-1

Basketball Staff

Head Coach (Alma Mater)..... Nell Fortner (Texas, 1982)
Record at Auburn..... 121-79 (7th season)
Career Record..... 138-90 (8th season)
Associate Head Coach (Alma Mater)..... Kerry Cremeans (Florida, 1994)
Assistant Coaches (Alma Mater)..... Mark Simons (Aquinas College, 1972)
..... Carla McGhee (Tennessee, 1990)
Director of Basketball Operations..... Melissa Maines
Director of Administrative Support Services..... Arnika Edwards
Administrative Assistant..... Ashley Langford
Student Assistant..... Reneisha Hobbs
Video Coordinator..... Kelly Komara
Secretary..... Ann Yates
Basketball Office Phone..... (334) 844-9200
Basketball Office Fax..... (334) 844-9862
Strength and Conditioning..... Megan Young
Athletic Trainer..... Angie Lawrence
Academic Counselor..... Mary Ann Taylor-Sims

Radio Broadcast Information

Radio Station..... WMXA (96.7 FM)
Play-by-Play..... Andy Burcham
Color..... Arnika Edwards
Burcham Email..... aburcham@auburnnetwork.com
Burcham Office Phone..... (334) 826-2929
Network Address..... Auburn Network, Inc.
..... P.O. Box 950
..... Auburn, AL 36831-0950

ALABAMA A&M MEDIA RELATIONS

For information on the Alabama A&M Bulldog women's basketball team, contact Oralia Washington in the media relations office. Her number is 256.372.4550 and his email is aamusi@yahoo.com.

For more information, go to www.AAMUSportss.com.

OFFICIALS

TBA

RANKINGS

Auburn and Alabama A&M are not ranked.

NEXT UP FOR THE TIGERS

Auburn will remain at home for a 6 p.m., Thursday game against in-state rival Jacksonville State.

AUBURN'S POST-GAME PROCEDURE

The Auburn locker room is closed. Coach Nell Fortner and selected Tiger players will be brought to the interview room after the 10-minute "cooling off" period.

QUICK HITS

Auburn is in its 40th season of women's basketball and sports an all-time record of 785-350... AU has made 18 NCAA Tournament appearances, two WNIT appearances and three Final Fours in the program's history... Head Coach Nell Fortner is in her seventh season at Auburn with a 138-90 career record and a 121-79 record on the Plains... The Tigers are coming off a 15-16 season in 2009-10.

AUBURN-ALABAMA A&M SERIES

This will be the fifth meeting between Auburn and Alabama A&M with Auburn leading the series 4-0. The Tigers are 3-0 against the Bulldogs when playing in Auburn.

Previous meetings against Alabama A&M:

Dec. 15, 2002	W	77-39	Auburn
Dec. 29, 2003	W	95-28	Auburn
Nov. 14, 2008	W	91-53	Huntsville, Ala.
Nov. 19, 2009	W	83-56	Auburn

SCOUTING AUBURN

The Tigers are coming off a 1-2 outing in their pre-Holiday road trip, defeating George Washington (52-45) and Chicago State (67-63) while dropping a neutral-court meeting with Purdue (76-56).

The Tigers have lived off their defense this season, averaging 9.1 steals and 3.7 blocks per game. Auburn opponents average 19.5 turnovers per game with the Tigers scoring an average of 19.7 points per game off of turnovers.

Senior Alli Smalley leads the team with 12.8 points per game, followed by Blanche Alverson with 10.4 per game. Smalley and Alverson have combined to average 3.5 3-pointers made per game.

Jordan Greenleaf pulls down a team-high 8.5 rebounds per game, along with her 7.8 points. Sophomore Morgan Toles averages 7.7 points and 4.8 assists per game, good enough for second in the SEC.

SCOUTING ALABAMA A&M

Auburn will be Alabama A&M's third consecutive SEC opponent after dropping decisions to Kentucky (84-58) and at Alabama (67-62). The Bulldogs' last win came prior to the Kentucky game in a 75-68 home win over Minnesota.

Whiquitta Tobar has led Alabama A&M through the season so far, averaging 18.1 points and 6.1 rebounds per game. The reigning SWAC Player of the Week also leads the team in assists (3.9) and steals (2.3) while accounting for nearly 40 percent of the team's offense.

As a team, Alabama A&M shoots 37.1 percent from the field and 25.9 percent from 3-point range. The Bulldogs average 4.0 3-pointers per game with four different players hitting at least seven this season. The A&M defense forces 20.9 turnovers per game on 8.8 steals while blocking 2.2 shots per game.

Statistical Comparison - Auburn vs. Alabama A&M

Coach:	Auburn Nell Fortner	Chicago State Angela Jackson
Career Record:	138-90	90-122
Top Scorer:	Smalley (12.8)	Beckel (18.2)
Top Rebounder:	Greenleaf (8.5)	Beckel (8.5)

Series Record:	Auburn leads, 4-0
- at Auburn	Auburn leads, 3-0
- at Huntsville, Ala.	Auburn leads, 1-0
- at Neutral	N/A
- Overall Streak	Auburn has won all four meetings

Record	5-6	4-5
Conference Record	0-0	0-0
RealtimeRPI.com Rank	140	193
Points Per Game	63.6	65.6
Scoring Margin	-0.2	-0.5
FG Percentage	.367	.371
Opp. FG %	.427	.385
3FG Percentage	.326	.259
Opp. 3FG %	.401	.333
Rebounds	38.2	40.6
Opp. Rebounds	38.7	39.3
Rebound Margin	-0.5	+1.3
Turnovers	14.0	22.2
Opp. Turnovers	19.5	20.9
Steals	9.1	8.8
Opp. Steals	6.1	11.4
Blocks	3.6	2.2
Opp. Blocks	3.6	5.0

Around the SEC (Through Games of Dec. 19, 2010)

	SEC	Pct.	Overall	Pct.
Arkansas	0-0	.000	11-0	1.000
Kentucky	0-0	.000	9-1	.900
Tennessee	0-0	.000	11-2	.846
Alabama	0-0	.000	10-2	.833
Georgia	0-0	.000	9-2	.818
Florida	0-0	.000	10-3	.769
Vanderbilt	0-0	.000	8-3	.727
Mississippi State	0-0	.000	7-3	.700
LSU	0-0	.000	9-4	.692
Ole Miss	0-0	.000	7-5	.583
South Carolina	0-0	.000	6-5	.545
Auburn	0-0	.000	5-6	.455

This Week in the SEC**Tuesday, December 28**

Alabama A&M at Auburn	6 p.m.
Florida at Florida State	6 p.m.
Presbyterian at South Carolina	6 p.m.
Alabama at Southern Mississippi	7 p.m.
Furman at Arkansas	7 p.m.
LSU at UCLA	9 p.m.

Wednesday, December 29

Samford vs. Ole Miss	4 p.m.
Delaware vs. Vanderbilt	4 p.m.
Mississippi State vs. Buffalo	4 p.m.
Middle Tennessee State at Kentucky	5 p.m.
Louisiana Tech vs. Georgia	7 p.m.

All Times Central

Moving On Up (Auburn Players in the Career Rankings)...

- **Alli Smalley** now holds the Auburn record for career 3-pointers with 193 and career 3-point attempts with 562
- **Alli Smalley** needs 17 more points to tie Linda Godby for 13th all-time in career scoring at Auburn
- **Jordan Greenleaf** needs 13 more blocked shots to tie DeWanna Bonner for sixth all-time at Auburn in career blocks
- **Jordan Greenleaf** needs 65 more rebounds to tie Kendall Mago and C.C. Hayden for 11th all-time at Auburn in career rebounds

LAST TIME OUT FOR AUBURN

Freshman Tyrese Tanner scored 13 of her team-high 15 points in the second half, leading an Auburn rally for a 67-63 win at Chicago State.

Auburn took an early 7-2 lead, but saw it slip away after a pair of Cougar 3-pointers. Chicago State would go on to lead most of the first half, capping it off with a Tressa Beckel jumper with 14 seconds remaining that gave CSU its largest lead of the game at 32-24.

The Tigers responded early in the second half, opening up with an 8-2 run to cut the Cougar lead to two. Chicago State would build its lead back up to six with 6:28 left in the game, but Tanner sparked an Auburn charge that would have the Tigers out-scoring CSU 22-12 in the final minutes.

Auburn finished the game 21-of-32 from the free throw and was 11-of-13 in the final 52 seconds of the game.

Morgan Toles scored 14 points followed by Blanche Alverson with 13. Jordan Greenleaf led Auburn on the boards with 12.

LAST TIME OUT FOR ALABAMA A&M

The Alabama A&M women's basketball team fell to Alabama 67-62 on Dec. 20 in Coleman Coliseum in Tuscaloosa, Ala. Alabama led for the entire second half, but had to work hard to put away the Lady Bulldogs in the game's final minutes.

After A&M cut the lead to three points at the 1:11 mark, the Crimson Tide's Ericka Russell put down two free throws with 43 seconds remaining to give the Tide a 64-59 lead, securing the win.

Junior guard Whiquita Tobor finished with a team-high 16 points and 10 rebounds for her first double double of the season, while freshman forward Jasmine Sanders paced the Lady Bulldogs with 11 points. Freshman guard Brittany Strickland finished the game with 10 points.

FORTNER VS. WARMLEY

This is the third time that Auburn's Nell Fortner and Alabama A&M's Altherias Warmley will face each other with Fortner holding the 2-0 advantage.

Fortner is in her seventh season at Auburn and holds a 121-79 record on The Plains. Warmley is in her ninth season with the Bulldogs and holds a 113-125 record.

VS. THE SOUTHWEST ATHLETIC CONFERENCE

Auburn holds a 33-2 all-time record against current members of the Southwestern Athletic Conference. Auburn's last meeting against a SWAC school came last season when the Tigers downed Alabama A&M, 83-56. Both losses to SWAC schools came at the hands of Jackson State in 1980 and 1981.

LAST TIME VS. ALABAMA A&M

The Auburn women's basketball team won its 15th consecutive home game Nov. 19, 2009 as the Tigers routed the Alabama A&M Bulldogs, 83-56. Auburn junior Alli Smalley led the Auburn charge with 22, dropping 3-of-4 from behind the arc. As a team, Auburn tied the school record for blocked shots with 17 in the game.

In all, the Tigers shot 51.6 percent from the field with three players scoring in double digits. Alongside Smalley were freshman Nicolle Thomas with 15 and senior KeKe Carrier with 10.

Auburn's bench contributed 28 points, led by freshman Blanche Alverson with nine. Sophomores Parrisha Simmons and Chantel Hilliard added eight each.

Overall, the Tigers were 32-of-62 from the field, 8-of-13 from behind the arc and 11-of-23 from the line. Alabama A&M was held to 33 percent shooting in the game, 21-of-63, but hit 8-of-14 from 3-point land and 6-of-12 from the charity stripe. Katrich Williams led the Bulldogs with 17 points and four rebounds.

ON THIS DATE...

Auburn is 7-3 all-time when playing on Dec. 28 and has won the last four games. Nell Fortner is 4-0 on Dec. 28 with wins over California-Davis in 2005 (69-54), James Madison in 2006 (79-76, OT), Davidson in 2007 (66-59) and Valparaiso in 2009 (51-50). This will be Auburn's first home game ever on Dec. 28.

IN DECEMBER

Auburn is 194-51 all-time in the month of December, including a 35-9 mark under Nell Fortner (records begin in 1978-79 season, not all dates provided prior to or during that season).

AGAINST THE STATE

Auburn is 213-55 all-time versus school's in the state of Alabama. Of the 55 losses, 33 have come to Alabama.

Nell Fortner is 19-2 all-time versus schools in the state, with the only losses coming to Alabama on Jan. 8, 2006 (54-68) and on Feb. 7, 2010 (53-55).

SPREADING THE WEALTH

After freshman Tyrese Tanner led Auburn with 15 points at Chicago State, she became the sixth Tiger this season to lead Auburn in scoring. Others are Alli Smalley, Blanche Alverson, Chantel Hilliard, Morgan Toles and Jordan Greenleaf.

LONG DISTANCE RECORD BREAKER

With her 3-pointer with 1:22 left in the Temple game on Dec. 4, Auburn senior Alli Smalley recorded the 185th 3-pointer of her Auburn career, giving her sole possession of the AU 3-point record.

Associated Press Top-25 Poll**Week 6 (Dec. 20)**

Rank	School	Record	Points	Pvs
1	Connecticut (40)	10-0	1,000	1
2	Baylor	10-1	959	2
3	Duke	11-0	903	4
4	Xavier	10-0	889	5
5	Tennessee	10-2	787	6
6	West Virginia	11-0	782	7
7	Texas A&M	9-1	770	8
8	Stanford	6-2	697	3
9	UCLA	9-0	696	9
10	North Carolina	11-0	674	10
11	Kentucky	8-1	552	13
12	Michigan State	11-1	507	14
13	Ohio State	8-2	506	11
14	Iowa	10-1	440	16
15	Oklahoma	9-2	399	12
16	DePaul	13-1	381	22
17	Notre Dame	8-3	365	17
18	St. John's	11-1	337	18
19	Maryland	10-1	256	19
20	Georgetown	9-3	201	20
21	Iowa State	7-2	179	21
22	Florida State	9-2	143	15
23	Syracuse	8-0	128	24
24	Boston College	11-0	115	25
25	Arkansas	11-0	111	NR

Others Receiving Votes: Texas 90, Kansas State 43, Wisconsin-Green Bay 37, **Georgia 28**, Southern California 8, Bowling Green 7, Miami (Fla.) 7, Northwestern 3.

USA Today / ESPN Top-25 Coaches Poll**Week 6 (Dec. 21)**

Rank	School	Record	Points	Pvs
1	Connecticut (31)	10-0	775	1
2	Baylor	11-1	738	3
3	Duke	11-0	703	4
4	Xavier	10-0	668	5
5	Texas A&M	9-1	624	7
6	Tennessee	10-2	597	6
7	West Virginia	11-0	591	8
8	Stanford	6-2	567	2
9	UCLA	10-0	535	9
10	North Carolina	11-0	510	11
11	Kentucky	8-1	445	13
12	Ohio State	8-2	412	10
13	Iowa	11-1	380	15
14	Oklahoma	9-2	319	12
15	Notre Dame	9-3	316	16
16	Michigan State	11-1	289	17
17	St. John's	11-1	241	18
18	DePaul	13-1	203	25
19	Georgetown	9-3	195	19
20	Florida State	9-2	191	14
21	Iowa State	8-2	169	20
22	Maryland	10-1	149	22
23	Wisconsin-Green Bay	10-1	131	23
24	Boston College	11-0	117	24
25	Arkansas	11-0	85	NR

Others Receiving Votes: Oklahoma State 27, Syracuse 21, Texas 19, Nebraska 10, **Georgia 9**, Miami (Fla.) 9, Bowling Green 8, Northwestern 6, California 3, Florida Gulf Coast 3, Marquette 3, Kansas 2, Marist 2, Arizona 1, Houston 1, Texas Tech 1.

Bold denotes 2010-11 opponents

A FAMILIAR FACE

Auburn's Director of Administrative Support Services, and radio color analyst, Arnika Edwards is a 1991 graduate of Alabama A&M. She graduated with a Bachelor of Science degree in mathematics with a minor in physics.

NO. 200 FOR NELL

The Dec. 21 game at Chicago State marked the 200th for Nell Fortner as Auburn's head coach. She picked up the win and had a 121-79 record through her first 200 games.

TOUGH START

Auburn is coming off its most difficult start to a season in the program's history. After opening against Mercer, Auburn played 16th-ranked Florida State and sixth-ranked Duke, giving the Tigers two ranked opponents in the first three games for the first time in school history.

BREAKING THE STREAK

Auburn's 85-51 win over Seton Hall broke a four-game losing streak for the Tigers - a streak that tied for the longest losing streak since the 2004-05 season. Auburn has not lost more than four consecutive games since it lost six in a row from Dec. 31, 2004 - Jan. 20, 2005.

95 AND COUNTING

Auburn junior guard Alli Smalley earned her first collegiate start on Dec. 29, 2007 at Saint Joseph's, the 14th game of her collegiate career, and has not left. Since then, Smalley has started in 95 consecutive games.

DEFENSE MAKES OFFENSE

Auburn has used its defense to create its offense this season. So far, the Tigers have scored a total of 217 points off of turnovers, including a season-high mark of 36 against Seton Hall.

While averaging 9.1 steals, 3.6 blocks and 19.5 opponent turnovers per game this season, Auburn has turned the efforts into an average of 19.7 points off turnovers per game.

DOUBLE DOWN

Senior Jordan Greenleaf pulled down 12 rebounds with 16 points in the season-opener against Florida State, earning her first double-double of the season and fourth of her career.

She came back with another at South Florida, scoring 13 points with 10 rebounds.

CLEARING 20

Senior Alli Smalley became the first Tiger to clear the 20-point plateau this season, scoring 22 in Auburn's loss to Temple on Dec. 4. It marked the 14th time in her career to clear 20 points.

TURN IT IN TO POINTS

Auburn forced 31 Seton Hall turnovers on Nov. 27, turning them in to 36 points on the other end of the floor. It marked the most points scored by the Tigers off turnovers since Auburn scored 39 against Sam Houston State on Dec. 5, 2008.

DISHING IT OUT

By playing in her 30th career game against Mercer, Auburn sophomore became eligible for the career assist rankings. With 181 on her career, she ranks sixth all-time at Auburn with 4.5 per game.

I'M FIRST!

While it was Mercer's Sharnea Boykin who scored the first field goal in Auburn Arena, sophomore Blanche Alverson came down on the very next possession to pick up Auburn's first field goal and the first 3-pointer in the facility.

OUTSIDE THE LEAGUE

Nell Fortner has guided the Tigers to a 76-33 ledger in non-conference play. When playing at home, Fortner's teams have posted a 31-7 mark. The only seven non-conference losses at home came from Xavier on Dec. 2, 2005 (58-60), No. 2 Duke on Dec. 31, 2004 (61-80), No. 20 George Washington on Jan. 3, 2008 (66-68), No. 15 Texas A&M on Nov. 22, 2009 (59-79), No. 16 Florida State on Nov. 15, 2010 (61-67), No. 6 Duke on Nov. 18, 2010 (62-75) and Temple on Dec. 4, 2010 (62-61).

OFFENSE WINS GAMES

Auburn is 81-2 when scoring 70 or more points in the Nell Fortner era. The only times Auburn has lost when scoring at least 70 points was on Jan. 20, 2005 vs. No. 7 Tennessee, 71-81 and Feb. 19, 2009 at No. 18 Vanderbilt, 73-70. When scoring less than 70 points, Auburn is 40-77 during the Fortner era.

HOME COOKIN'

Since a 77-70 loss to Virginia on Jan. 5, 1992, the Auburn Tigers have compiled a 127-10 record against non-conference opponents when playing at home.

BUILDING WITH EXPERIENCE

Auburn enters the 2010-11 season with a mix of youth and experience. Nine of the 14 players on the roster are either freshmen or sophomores, but among the nine returning players, Auburn brings back 250 games of experience as a starter.

EVERYONE PLAYS

All 12 active Tigers have played at least one minute in six of the first 11 games of the season.

SEC PRESEASON POLL (Media Vote)
(First-place votes in Parentheses)**SEC Champion**

Tennessee (15), Kentucky (1), Auburn (1)

Order of Finish

1. Tennessee.....	202
2. Kentucky.....	183
3. Vanderbilt.....	157
4. Georgia.....	150
5. LSU.....	147
6. Auburn.....	120
7. South Carolina.....	84
8. Arkansas.....	81
9. Alabama.....	65
10. Ole Miss.....	47
T11. Mississippi State.....	45
T11. Florida.....	45

Player of the Year

Victoria Dunlap, UK (13), Angie Bjorklund, UT (2), Shekinna Stricklen, UT (2)

All-SEC First TeamLaSondra Barrett, LSU
Victoria Dunlap, Kentucky
Angie Bjorklund, Tennessee
Shekinna Stricklen, Tennessee
Jence Rhoads, Vanderbilt**All-SEC Second Team**Tierney Jenkins, Alabama
Alli Smalley, Auburn
Porsha Phillips, Georgia
A'dia Mathies, Kentucky
Kelley Cain, Tennessee**SEC PRESEASON POLL (Coaches' Vote)****SEC Champion**

Tennessee

Order of Finish

1. Tennessee.....	121
2. Kentucky.....	108
3. LSU.....	93
T4. Georgia.....	88
T4. Vanderbilt.....	88
6. Auburn.....	59
7. South Carolina.....	48
8. Alabama.....	43
9. Ole Miss.....	42
10. Florida.....	39
11. Arkansas.....	35
12. Mississippi State.....	28

Player of the Year

Victoria Dunlap, UK (8); Shekinna Stricklen, UT (2); Marah Strickland, USC (1); Jence Rhoads, VU (1)

All-SEC First TeamAlli Smalley, Auburn
Porsha Phillips, Georgia
Victoria Dunlap, Kentucky
A'dia Mathies, Kentucky
LaSondra Barrett, LSU
Angie Bjorklund, Tennessee
Shekinna Stricklen, Tennessee
Jence Rhoads, Vanderbilt**All-SEC Second Team**Tierney Jenkins, Alabama
C'eira Ricketts, Arkansas
Jasmine James, Georgia
Katherine Graham, LSU
Marah Strickland, South Carolina
Kelley Cain, Tennessee
Glory Johnson, Tennessee
Hannah Tuomi, Vanderbilt**SMALLEY AND TANNER NAMED TO JUNKANOO JAM****ALL-TOURNAMENT TEAM**

For their play at the Junkanoo Jam, senior Alli Smalley and freshman Tyrese Tanner were named to the Junkanoo Jam All-Tournament Team.

Smalley averaged 13.5 points, 2.5 assists and 2.5 rebounds per game in the two games, scoring a team-high 15 points in Auburn's win over Seton Hall. Tanner averaged 6.0 points and 3.5 rebounds, along with a team-high 2.5 steals per game on the week.

Also on the all-tournament team were Boston College's Stafanie Murphy and Sacred Heart's Callan Taylor. BC's Carolyn Swords was named the tournament MVP.

SMALLEY NAMED PRESEASON ALL-SEC

Auburn senior Alli Smalley was named to the Preseason All-SEC team by both the coaches and the media. The Coaches selected Smalley to the Preseason All-SEC First Team while the media voted her to the Second Team.

Smalley averaged 15.7 points per game last season, chipping in 4.4 rebounds and 2.3 assists per outing.

AUBURN PICKED SIXTH IN SEC PRESEASON MEDIA AND COACHES POLLS

Coming off a 15-16 season, the Auburn women's basketball team was picked sixth in the preseason SEC media and coaches polls. Tennessee was the preseason favorite in both polls.

MAKING IT HOME

Nell Fortner enters her seventh season as Auburn's head coach, marking her longest tenure at any position in her career. The longest Fortner had stayed at a job prior to Auburn came from 1990-95 while she was an assistant coach at Louisiana Tech under legendary head coach Leon Barmore.

NEW FACES

Auburn welcomes five new faces to its lineup this season in freshmen Peyton Davis (Birmingham, Ala.), Camille Glymph (Greenville, S.C.), Courtney Strain (Woodland, Ala.), Tyrese Tanner (Birmingham, Ala.) and Jassany Williams (Davie, Fla.). The recruiting class was ranked 18th in the country by ESPN.com's HoopGurlz.

FIRST GAME IN AUBURN ARENA

Auburn won its inaugural game in the new \$86 million Auburn Arena. The Tigers defeated Mercer, 79-61, for the first regular-season Auburn win, men or women, in the new facility.

The Tigers move across the street this season from its former home, Beard-Eaves-Memorial Coliseum - the team's home since 1974. Auburn played its first game in BEMC on Jan. 11, 1974, defeating in-state rival Alabama, 69-31.

TIGERS SIGN HASINA MUHAMMAD FOR 2011-12

The Auburn women's basketball signed 6-1 guard/forward Hasina Muhammad (Ridgeway HS, Memphis, Tenn.) to a National Letter of Intent, head coach Nell Fortner announced on Nov. 10.

Muhammad is ranked as the No. 66 overall player in the country by ESPN's HoopGurlz. She is also ranked as the 17th-best guard in the country and No. 2 prospect in Tennessee by HoopGurlz.

Muhammad was also ranked by two other recruiting services. She is the No. 50 overall prospect according to the All-Star Girls Report and No. 47 in the Girls Basketball Report.

WNBA CHAMPION... AGAIN

After winning a WNBA title in 2009 with the Phoenix Mercury, former Tiger Le'Coe Willingham put herself in select company when she turned around and won it again in 2010, this time with the Seattle Storm.

Willingham, a native of Augusta, Ga., averaged 5.5 points and 4.1 rebounds per game as she helped the Storm to a league-best 28-6 record.

The Storm swept Los Angeles in the first round of the playoffs, setting up a meeting of Willingham and her former team, the Mercury, in the conference finals. She defeated her old team, and former Tiger DeWanna Bonner, in a sweep for a trip to the WNBA finals.

Seattle made it a perfect run through the playoffs, sweeping the Atlanta Dream in three games for the title.

TIGERS ON THE TUBE

As part of the SEC's television agreement with ESPN, the Auburn women's basketball team will be televised six times this season on Fox Sports Net, CSS, the SEC Network and ESPN2. The SEC Tournament will be televised on Fox Sports Net, ESPNU and ESPN2. In all, the SEC will be televised in more than 70 games this season.

Auburn will be televised three times at home at the new Auburn Arena and three times on the road. The first will be the SEC-opener on Jan. 2 at Alabama on CSS, followed by a Jan. 16 home meeting with LSU on CSS. The Tigers will appear on CSS again a week later, on Jan. 23, as Tennessee comes to town.

Auburn will then make an ESPN2 appearance on Feb. 13 at Arkansas before traveling to South Carolina for a Feb. 20 game on the Fox Sports Net.

The Tigers will close out the regular season with a Feb. 27 home game against Kentucky on the SEC Network.

The Southeastern Conference

Commissioner: Mike Slive

Founded: 1933

Members:

Alabama Crimson Tide
Arkansas Lady Razorbacks
Auburn Tigers
Florida Gators
Georgia Bulldogs
Kentucky Wildcats
LSU Tigers
Mississippi Rebels
Mississippi State Bulldogs
South Carolina Gamecocks
Tennessee Lady Volunteers
Vanderbilt Commodores

SEC Media Relations

Women's Basketball Contact: Tammy Wilson

Address:

2201 Richard Arrington Blvd.
Birmingham, Ala. 35203-1103

Phone: 205.458.3000

Fax: 205.458.3031

E-mail: twilson@sec.org

Web site: www.SECsports.com

SEC Women's Basketball Notes

- The SEC has posted impressive non-conference records in the last decade. The SEC compiled a 121-45 (.729) non-conference record during the 2009-10 season.
- Since the 1990 season, the SEC has compiled a 2,774-844 (.767) record against other conferences. The league has recorded 150+ wins during eight seasons and has never recorded a non-conference winning percentage below .723.
- SEC teams have earned appearances in 25 of 29 NCAA Final Fours, an accomplishment unmatched by any other league.
- Overall, SEC squads have filled 34 of the 116 Final Four berths, including having two Final Four teams in 1988 (Auburn, Tennessee), 1989 (Auburn, Tennessee), 1995 (Georgia, Tennessee), 1996 (Georgia, Tennessee), 1998 (Arkansas, Tennessee), 2004 (LSU, Tennessee), 2005 (LSU, Tennessee), 2007 (LSU, Tennessee) and 2008 (LSU, Tennessee).
- SEC teams have made 18 appearances in a nation-high 16 NCAA Championship games, winning eight NCAA Championships (Tennessee: 1987, 1989, 1991, 1996, 1997, 1998, 2007 and 2008).
- The league also had the distinction of providing both national finalists twice in its history in 1996 (Tennessee 83, Georgia 65) and in 1989 (Tennessee 76, Auburn 60).
- SEC teams have won 329 NCAA Tournament games against 168 losses (.662) for an average of 11.4 NCAA wins per year.
- In addition, all 12 current members have appeared in the NCAA Tournament.
- The SEC has paced the pack in NCAA tournament bids 21 times in its 29-year history.
- The SEC was the first league to ever have eight teams invited to the NCAA Tournament, doing so in 1999 and 2002.
- The SEC was also the first league to ever have seven teams invited to the NCAA Tournament and earned this honor a leading seven times (1986, 1991, 1995, 1996, 1997, 2003, 2004).
- The SEC is one of a handful of leagues to have won three national tournament titles with eight NCAA, two WNIT and three NWIT. Along with the eight NCAA championships won by Tennessee, Arkansas (1999) and Auburn (2003) captured the current Women's NIT titles. But the first-ever SEC national title belongs to Georgia, winners of the 1981 NWIT which predates the current NCAA tournament. LSU (1985) and Kentucky (1990) each won NWIT titles. Both Arkansas (1987) and South Carolina (1979) won the WNIT as members of their previous conferences.
- In 2003, Auburn won the WNIT title with wins over South Alabama, Florida State, Richmond, Creighton and Baylor. In 1999, the Arkansas Lady Razorbacks defeated Wisconsin 76-64 to claim the SEC's first WNIT championship.
- In 1981, Georgia defeated Pittsburg, California and Arizona State (in OT) to capture the NWIT Championship, the first-ever national championship of any kind for the SEC in women's basketball.

AUBURN TO HOST 2011 NCAA TOURNAMENT FIRST AND SECOND ROUNDS

The new Auburn Arena will close out its first season of operation, March 19-22, as a host site for the first and second rounds of the 2011 NCAA Women's Basketball Tournament. Auburn's bid to host the opening rounds was selected by the NCAA and announced on Oct. 29, 2009.

The 2011 event will mark the first time for Auburn to host the first and second rounds of the NCAA Tournament under its current bid format. The Tigers hosted NCAA Tournament games on nine occasions between 1983 and 1993, posting an 11-0 record over that time. Auburn last hosted on March 21, 1993 when the Tigers downed Louisville, 66-61.

Auburn will be one of 16 first- and second-round sites in 2011. The complete list of host sites includes Albuquerque, N.M. (University of New Mexico, The Pit/Bob King Court); Auburn, Ala. (Auburn University, Auburn Arena); Charlottesville, Va. (University of Virginia, John Paul Jones Arena); Cincinnati, Ohio (Xavier University, Cintas Center); College Park, Md. (University of Maryland, Comcast Center); Columbus, Ohio (Ohio State University, St. John Arena); Durham, N.C. (Duke University, Cameron Indoor Stadium); Knoxville, Tenn. (University of Tennessee, Thompson-Boling Arena); Salt Lake City, Utah (University of Utah, John M. Huntsman Center); Spokane, Wash. (Gonzaga University, McCarthy Athletic Center); Shreveport, La. (Louisiana Tech University, CenturyTel Center); Stanford, Calif. (Stanford University, Maples Pavilion); Storrs, Conn. (University of Connecticut, Harry A. Gampel Pavilion); University Park, Penn. (Pennsylvania State University, Bryce Jordan Center); Waco, Texas (Baylor University, Ferrell Center); and Wichita, Kan. (Wichita State University, INTRUST Bank Arena).

The 16 advancing teams will continue play at four regional sites: Dayton, Ohio (University of Dayton Arena), Spokane, Wash. (Spokane Veterans Memorial Arena), Dallas, Texas (American Airlines Center) and Philadelphia, Pa. (Liacouras Center). The 2011 NCAA Women's Final Four will be held at Consco Fieldhouse in Indianapolis, Ind. on April 3 and 5.

Quoting Head Coach Nell Fortner

On the Alabama A&M...

"Alabama A&M is a good team and will be a tough challenge for us as we get back to Auburn and re-group after the Holidays. They have a very dynamic player in Whiquitta Tobar and have played a tough non-conference schedule. I think they will come in with a lot of confidence after beating Minnesota and playing Alabama very close."

On returning home...

"We had a good road trip and it was good for the team to get out of their comfort zone and learn some things about themselves. But, it is always good to get back home and sleep in your own bed and play in your own gym. The team had a little time off and hopefully they've come back re-charged and ready to take care of business."

On preparing for SEC play...

"We are focused on Alabama A&M right now, but we all know this is part of a process and we are getting ready for bigger things. We have two more games to figure out some rotations and work some things out before we have to go on the road to Alabama."

MISCELLANEOUS STATISTICS

Double-Doubles	Season	Career
Jordan Greenleaf	2	5
Alli Smalley	0	1

20+ Point Games	Season	Career
Alli Smalley	1	14
Nicolle Thomas	0	1

10+ Rebound Games	Season	Career
Jordan Greenleaf	5	12
Chantel Hilliard	0	1
Parrisha Simmons	0	1
Alli Smalley	0	1

10+ Assist Games	Season	Career
Morgan Toles	0	1

GAMES LED AUBURN IN...

Scoring	Season	Career
Blanche Alverson	2	2
Jordan Greenleaf	1	8
Chantel Hilliard	1	1
Alli Smalley	7	33
Tyrese Tanner	1	1
Morgan Toles	1	3

Rebounding	Season	Career
Blanche Alverson	1	1
Jordan Greenleaf	8	32
Chantel Hilliard	0	2
Parrisha Simmons	0	7
Alli Smalley	0	1
Morgan Toles	0	1
Jassany Williams	2	2

Assists	Season	Career
Blanche Alverson	0	3
Jordan Greenleaf	2	6
Morgan Jennings	0	2
Parrisha Simmons	0	2
Alli Smalley	1	18
Tyrese Tanner	1	1
Nicolle Thomas	0	1
Morgan Toles	10	32

2010-11 DOUBLE-DOUBLES

Player	Points	Other
Jordan Greenleaf (vs. Mercer)	16	12 (reb.)
Jordan Greenleaf (at USF)	13	10 (reb.)

Last Time an Auburn Team...

Scored 100 points	Auburn 119, Sam Houston State 54 (Dec. 5, 2008)
Scored 100 points in an SEC game	Auburn 102, Tennessee 96, SEC Tournament in Albany, Ga. (Mar. 6, 1987)
Scored 100 at Auburn	Auburn 119, Sam Houston State 54 (Dec. 5, 2008)
Scored 100 points and lost	Never
Scored 110 points	Auburn 119, Sam Houston State 54 (Dec. 5, 2008)
Scored 115 points	Auburn 119, Sam Houston State 54 (Dec. 5, 2008)
Scored at least 60 points in a half	62-vs. Sam Houston State (Dec. 5, 2008)
Had 25+ rebound margin	28-Auburn 55, Sam Houston State 27 (Dec. 5, 2008)
Had 20+ rebound margin	22-Auburn 48, South Alabama 26 (Dec. 20, 2009)
Attempted 35 free throws	35-vs. Florida A&M (Nov. 28, 2009)
Attempted 40 free throws	41-vs. Alabama State (Nov. 15, 2006)
Made 30 free throws	31-vs. Northwestern State (31-43) (Dec. 30, 2003)
Had 25 assists	25- vs. Alabama (Jan. 22, 2009)
Had 25 turnovers	25- at Kentucky (Jan. 24, 2010)
Had 25 steals	25- vs. Arkansas-Little Rock (Dec. 2, 2000)
Scored 25 points or less	25- vs. Mercer (1971)
Played an overtime game	at LSU (Jan. 10, 2010)
Won an overtime game	Auburn 64, LSU 62 at Baton Rouge, La. (Jan. 10, 2010)
Lost an overtime game	Florida 71, Auburn 68 (20T) at Gainesville, Fla. (Jan. 7, 2010)
Played a double overtime game	Florida 71, Auburn 68 at Gainesville, Fla. (Jan. 7, 2010)
Played at least three overtimes	Never
Shot 70% for a half	73.9%, 17-23-vs. Alabama (Jan. 22, 2009)
Shot 60% for a game	vs. Alabama (61.8%, 34-55) (Jan. 22, 2009)
Shot less than 30% for a game	(29.7%, 19-64) at George Washington at Washington, D.C. (Dec. 15, 2010)
Shot 90% from the free throw line (minimum 10 attempts)	(10-10) vs. Mississippi State (Feb. 3, 2008)
Shot 50% from 3-point line	(8-14, 57.1%) vs. Florida, SEC Tournament, Duluth, Ga., (Mar. 4, 2010)
Shot less than 30% in a half	28.6% in the first half at Chicago State (Dec. 21, 2010)
Shot less than 20% in a half	19.0% in the first half vs. LSU, (Feb. 14, 2010)
Shot 55% or better and lost	58.1%, 25-43-vs. Tennessee, (Jan. 20, 2005)
Made at least 10 3-point field goals	12-17 vs. Colgate (Dec. 5, 2007)
Failed to make a 3-point field goal	0-11 at San Diego State (Dec. 30, 2009)
Had at least 60 rebounds	61 vs. Stephen F. Austin, (Dec. 17, 2007)
Had at least 50 rebounds	52- vs. Mercer in Auburn, Ala. (Nov. 12, 2010)
Scored under 20 points in a 1st half	18 points vs. Sacred Heart (Nov. 26, 2010)
Scored under 20 points in a 2nd half	19-vs. Tennessee in the SEC Tournament in North Little Rock, Ark. (Mar. 3, 2006)
Scored under 50 points in a game	49 at South Florida at Tampa, Fla. (Nov. 22, 2010)

Last Time an Auburn Player...

Scored 40 points	41-Consweila Sparrow vs. South Alabama (Feb. 17, 1998)
Scored 35 points	35-DeWanna Bonner vs. Tennessee (Jan. 25, 2009)
Scored 30 points	32-DeWanna Bonner vs. Ole Miss (Mar. 6, 2009)
Attempted 25 field goals	25-Natasha Brackett (9-25) at LSU (Jan. 30, 2005)
Recorded a double-double	Jordan Greenleaf (13 pts./10 rebs.) at South Florida in Tampa, Fla., (Nov. 22, 2010)
Recorded a double-double with points and assists	Whitney Boddie (15 pts./10 assts) vs. Ole Miss, SEC Tournament, North Little Rock, Ark. (Mar. 6, 2009)
Recorded consecutive double-doubles	KeKe Carrier (18 pts./10 rebs) vs. Mississippi State (Jan. 3, 2010)
	and (24 pts./12 rebs) vs. Florida in Gainesville, Fla. (Jan. 7, 2010)
Two players recorded a double-double	DeWanna Bonner (32 pts./13 rebs) & Whitney Boddie (15 pts./10 asst.) vs. Ole Miss in the SEC Tournament in North Little Rock, Ark. (March 6, 2009)
Had a double-double at halftime	DeWanna Bonner (14 pts./10 rebs.) vs. Ole Miss (Mar. 6, 2009)
Recorded a triple-double	Whitney Boddie (24 pts./11 rebs./12 asst.) vs. Sam Houston State (Dec. 5, 2008)
Had 10 assists	10- Morgan Toles vs Georgia (Jan. 31, 2010)
Had 15 assists	18-Martha Monk vs. Alabama State (Feb. 18, 1981)
Had 10 blocks	13- Marita Payne vs. Arkansas (Feb. 3, 2005)
Had 5 steals	6-DeWanna Bonner vs. Tennessee (Jan. 25, 2009)
Had 15 rebounds	16-Jordan Greenleaf vs. Mississippi State (Jan. 3, 2010)
Had 20 rebounds	20-Monique Morehouse at LSU (Feb. 4, 1995)
Made 15 field goals	15-Consweila Sparrow (15-16) vs. USA (Feb. 17, 1998)
Two players scored 20 points	Alli Smalley (27 pts.) & KeKe Carrier (20 pts.) vs. Alabama (Jan. 14, 2010)
Two players scored 30 points	Laticia Morris (33 points) & Tara Williams (30 points) vs. South Alabama (Jan. 14, 1997)
Back-to-back 25 point games	Alli Smalley 26 pts. vs. Kentucky (Feb. 28, 2010) & 29 pts. vs. Florida in SEC Tournament in Duluth, Ga. (Mar. 4, 2010)
Only one player scored in double figures	Alli Smalley (21 pts.) at Tennessee (Jan. 28, 2010)
Five players scored in double figures	Boddie (20 pts.), Bonner (17 pts.), S. Hobbs (15 pts.), Smalley (11 pts.) & Jackson (10 pts.) vs. Kentucky (Feb. 12, 2009)
Six players scored in double figures	Carrier (19 pts.), Bonner (18 pts.), Smalley (16 pts.), Boddie (13 pts.), R. Hobbs (13 pts.), Hilliard (13 pts.) & S. Hobbs (10 pts.) vs. Sam Houston State (Dec. 5, 2008)

TIGERS' RECORD WHEN...

When wearing white.....	2-4
When wearing orange.....	0-1
When wearing blue.....	3-1
Leading at the half.....	4-1
Trailing at the half.....	1-4
Tied at the half.....	0-1
Scores 100+ points.....	0-0
Scores 90-99 points.....	0-0
Scores 80-89 points.....	1-0
Scores 70-79 points.....	2-0
Scores 60-69 points.....	1-3
Scores fewer than 60 points.....	1-3
Holds opponent to 41-50 points.....	1-0
Holds opponent to 31-40 points.....	0-0
Holds opponent to under 30 points.....	0-0
Shoots 50% FG or better.....	1-0
Shoots 40-49% FG.....	1-1
Shoots 39% or under FG.....	3-5
Holds opponent under 30% FG.....	0-0
Shoots higher FG% than opponent.....	2-0
Shoots lower FG% than opponent.....	3-6
Shoots higher FT% than opponent.....	2-1
Shoots lower FT% than opponent.....	3-5
Out-rebounds opponent.....	3-2
Out-rebounded by opponent.....	2-3
Tied in rebounds.....	0-1
Versus ranked opponent.....	0-2
In overtime.....	0-0
Games decided by 3 points or less.....	0-1
Games decided by 4-5 points.....	2-0
Games decided by 6-10 points.....	1-1
Games decided by 11-20 points.....	1-4
Games decided by 21-30 points.....	0-0
Games decided by 30+ points.....	1-0

Seven players scored in double figures.....	Carrier (19 pts.), Bonner (18 pts.), Smalley (16 pts.), Boddie (13 pts.)
Scored 20 points & had 20 rebounds.....	R. Hobbs (13 pts.), Hilliard (13 pts.) & S. Hobbs (10 pts.) vs. Sam Houston State (Dec. 5, 2008)
Two players had 10 rebounds.....	Lauretta Freeman (30 pts/21 rebs.) vs. Alabama, (Feb. 17, 1993)
Three players had 10 rebounds.....	KeKe Carrier (12 rebs.) & Jordan Greenleaf (10 rebs) vs. Florida in Gainesville, Fla. (Jan. 7, 2010)
Played every minute.....	Jordan Greenleaf (40 Mins.) vs. Florida, SEC Tournament, Duluth, Ga., (Mar. 4, 2010)
Played more than 40 minutes.....	Alli Smalley (45 mins.), Jordan Greenleaf (43 mins.) & Morgan Toles (41 mins.) at LSU (Jan. 10, 2010)

Last Time an Auburn Opponent...

Shot less than 30% in a game (SEC).....	Mississippi State - 28.0% in Starkville, Mississippi (Feb. 21, 2010)
Shot less than 30% in a game (Non-conf).....	Florida A&M - 26.9% in Tallahassee, Florida (Nov. 28, 2009)
Shot 60% in a game.....	Vanderbilt 60.4% in Nashville, Tennessee in the SEC Tournament, (Mar. 5, 2004)
Scored 100 points.....	Georgia 102, Auburn 72 in Athens, Ga. (Mar. 3, 1984)
Scored 100 points at Auburn.....	Tuskegee 105, Auburn 98 (20T) (Feb. 12, 1979)
Scored 100 points and Lost.....	Never
Scored 110 points.....	Never
Had 25+ rebound margin.....	Never
Had a 20+ rebound margin.....	Never
Scored under 20 points in a 1st half.....	George Washington 15 points in Washington, D.C. (Dec. 15, 2010)
Scored under 20 points in a 2nd half.....	Mississippi State 17 pts in Starkville, Miss. (Feb. 21, 2010)
Had 50 rebounds.....	50- vs. Tennessee in Knoxville, Tenn., (Jan. 10, 2008)
Had 25 assists.....	25- by Florida International in Miami, Fla. (Dec. 19, 1993)
Had 25 turnovers.....	31- by Seton Hall (Nov. 27, 2010)
Had 15 steals.....	15- by Duke (Nov. 18, 2010)
Had 10 blocks.....	12- by Tennessee (Jan. 10, 2008)
Failed to make a 3-point field goal.....	Coppin State 0-0 (Dec. 21, 2008)
Attempted 35 free throws.....	36- by Arizona 25-36 (Dec. 19, 2000)
Made 30 free throws.....	30- by Arkansas (Jan. 22, 1995)
Made 10 3-point field goals.....	by South Florida 10 3-point FGs, in Tampa, Fla., (Nov. 22, 2010)
Scored under 50 points in a game.....	George Washington 45 points in Washington, D.C. (Dec. 15, 2010)
Scored 40 points or less.....	36- by Mississippi State (Feb. 21, 2010)
Scored 25 points or less.....	25- by Puerto Rico Mayaguez (Dec. 17, 2000)
Scored 11 points or less.....	11- by Montevallo (1973) and 11- by Jeff Davis (1973)

Last Time an Auburn Opponent's Player...

Scored 30 points.....	33-Andrea Smith of South Florida in Tampa, Fla. (Nov. 22, 2010)
Scored 35 points.....	38-Lindsay Shearer of Kent State in Kent, Ohio (Nov. 20, 2005)
Attempted 25 field goals.....	27- Jantel Lavender (9-27) of Ohio State (Nov. 23, 2008)
Scored 20 points & had 20 rebounds.....	Young of Baylor in the Women's NIT Championship Game, (20 pts./25 rebs.), (Apr. 4, 2003)
Two players scored 20 points.....	by South Carolina, Kelsey Bone (24 pts) & Valerie Nainima (20 pts), (Feb. 4, 2010)
Three players scored 20 points.....	by LSU in Baton Rouge, Chatman (22 pts), Johnson (21 pts) & Lowery (20 pts), (Jan. 12, 1991)
Five players scored in double figures.....	J. Thomas (16 pts), Gray (13 pts), K. Thomas (11 pts), Christmas (10 pts) & Peters (10 pts) of Duke (Nov. 18, 2010)
Six players scored in double figures.....	Smith (15 pts), Bales (14 pts), Foley (11 pts), Williams (10 pts), Currie (10 pts) & Kurz (10 pts) of Duke (Dec. 31, 2004)
Recorded a double-double.....	Tressa Beckel (16 pts./11 rebs.) of Chicago State (Dec. 21, 2010)
Recorded a double-double with points and assists.....	Ceira Ricketts of Arkansas in Fayetteville, Ark., (14 pts/13 rebs/12 assts.), (Jan. 18, 2009)
Recorded a triple-double.....	Ceira Ricketts (14 pts./13 rebs./12 asst.) of Arkansas (Jan. 18, 2009)
Two players recorded a double-double.....	Tasha Humphrey (22 pts/14 rebs) & Angel Robinson (14 pts/11 rebs) of Georgia in Athens, Ga. (Feb. 24, 2008)
Had 15 rebounds.....	15- by Alyssia Brewer of Tennessee (Mar. 7, 2009)
Had 20 rebounds.....	20- Sylvia Fowles of LSU (Jan. 28, 2007)
Had 10 assists.....	10- Shantell Black of Ole Miss (Mar. 6, 2009)
Had 10 blocks.....	Never
Had 5 blocks.....	5- Azania Stewart of Florida (Jan. 7, 2010)
Had 5 steals.....	6- Jence Rhoads of Vanderbilt (Jan. 21, 2010)
Made 15 field goals.....	15- Chamique Holdsclaw (15-21) of Tennessee (Feb. 1, 1998)
Had 15 assists.....	16- Cindy McMahan of Alabama-Huntsville (Nov. 24, 1980)

AUBURN IN THE SEC INDIVIDUAL RANKINGS
(As of Dec. 27, 2010)**Points per Game**

1. Victoria Dunlap (UK).....	18.7
11. Alli Smalley (AU).....	12.8
28. Blanche Alverson (AU).....	10.4

Rebounds per Game

1. Tierney Jenkins (UA).....	11.4
6. Jordan Greenleaf (AU).....	8.5

Offensive Rebounds per Game

1. Ashley Brown (MSU).....	5.5
3. Jordan Greenleaf (AU).....	4.7

Defensive Rebounds per Game

1. Porsha Phillips (UGA).....	7.9
15. Jordan Greenleaf (AU).....	3.8

Field Goal Percentage

1. Hannah Tuomi (VU).....	.655
---------------------------	------

Three-Point Percentage

1. Jasmine Lister (VU).....	.492
-----------------------------	------

Three-Point FG Made per Game

1. Lindsay Harris (ARK).....	2.9
12. Alli Smalley (AU).....	1.9
13. Blanche Alverson (AU).....	1.6

Free Throw Percentage

1. Victoria Dunlap (UK).....	.750
------------------------------	------

Assists per Game

1. Kayla Melson (UM).....	5.2
2. Morgan Toles (AU).....	4.8

Steals per Game

1. Victoria Dunlap (UK).....	3.9
------------------------------	-----

Blocked Shots per Game

1. Victoria Dunlap (UK).....	2.1
9. Jordan Greenleaf (AU).....	1.3

Assist-to-Turnover Ratio

1. Morgan Toles (AU).....	2.8
---------------------------	-----

AUBURN IN THE SEC TEAM RANKINGS

Scoring Offense.....	10th (63.6)
Scoring Defense.....	11th (63.8)
Scoring Margin.....	11th (-0.2)
Free Throw Percentage.....	10th (.611)
Field Goal Percentage.....	12th (.367)
3-Point FG Percentage.....	5th (.326)
Field Goal Percentage Defense.....	11th (.427)
3-Point FG Percentage Defense.....	12th (.401)
Rebounding Offense.....	10th (38.2)
Rebounding Defense.....	9th (38.7)
Rebounding Margin.....	12th (-0.5)
Blocked Shots.....	T8th (3.6)
Assists.....	9th (12.2)
Steals.....	8th (9.1)
Turnover Margin.....	3rd (+5.5)
Assist/Turnover Ratio.....	5th (0.9)
Offensive Rebounds.....	3rd (17.8)
Defensive Rebounds.....	12th (20.4)
Three-Point FG Made.....	11th (4.3)

2010-11 Starting Lineups

	Guard (1)	Guard (2)	Guard/Forward (3)	Forward (4)	Forward/Center (5)
MERCER	Morgan Toles	Alli Smalley	Parrisha Simmons	Blanche Alverson	Jordan Greenleaf
FLORIDA STATE	Morgan Toles	Alli Smalley	Parrisha Simmons	Blanche Alverson	Jordan Greenleaf
DUKE	Morgan Toles	Alli Smalley	Parrisha Simmons	Blanche Alverson	Jordan Greenleaf
at South Florida	Morgan Toles	Alli Smalley	Parrisha Simmons	Blanche Alverson	Jordan Greenleaf
vs. Sacred Heart	Morgan Toles	Alli Smalley	Blanche Alverson	Chantel Hilliard	Jordan Greenleaf
vs. Seton Hall	Alli Smalley	Courtney Strain	Tyrese Tanner	Blanche Alverson	Jordan Greenleaf
SOUTH ALABAMA	Morgan Jennings	Alli Smalley	Tyrese Tanner	Blanche Alverson	Jordan Greenleaf
TEMPLE	Morgan Jennings	Alli Smalley	Tyrese Tanner	Blanche Alverson	Jordan Greenleaf
at George Washington	Morgan Toles	Alli Smalley	Parrisha Simmons	Blanche Alverson	Jordan Greenleaf
vs. Purdue	Morgan Toles	Alli Smalley	Parrisha Simmons	Blanche Alverson	Jordan Greenleaf
at Chicago State	Morgan Toles	Alli Smalley	Parrisha Simmons	Blanche Alverson	Jordan Greenleaf

Record by Starting Lineup

Smalley, Strain, Tanner, Alverson, Greenleaf	1-0 (1.000)
Jennings, Smalley, Tanner, Alverson, Greenleaf	1-1 (.500)
Toles, Smalley, Simmons, Alverson, Greenleaf	3-4 (.429)
Toles, Smalley, Alverson, Hilliard, Greenleaf	0-1 (.000)

Game-by-Game Leaders

	Points	Rebounds	Assists	Steals	Blocked Shots
MERCER	16-Smalley/Greenleaf	12-Greenleaf	6-Toles	3-Greenleaf/Jennings	2-Williams
FLORIDA STATE	16-Alverson	9-Greenleaf	7-Toles	3-Three tied	2-Greenleaf/Williams
DUKE	12-Smalley/Toles	7-Alverson	5-Toles	2-Toles/Simmons	None
at South Florida	16-Hilliard	10-Greenleaf	5-Toles/Tanner	1-Greenleaf	1-Greenleaf/Tanner
vs. Sacred Heart	12-Smalley	7-Greenleaf	4-Greenleaf	3-Tanner	1-Greenleaf
vs. Seton Hall	15-Smalley	7-Williams	4-Smalley/Toles	4-Toles	2-Williams
SOUTH ALABAMA	15-Smalley	9-Greenleaf	5-Toles	3-Greenleaf	2-Greenleaf/Tanner
TEMPLE	22-Smalley	12-Greenleaf	4-Greenleaf/Toles	3-Smalley	2-Greenleaf
at George Washington	16-Alverson	11-Greenleaf	7-Toles	3-Jennings	4-Greenleaf
vs. Purdue	18-Smalley	5-Williams	5-Toles	3-Greenleaf	1-four tied
at Chicago State	15-Tanner	12-Greenleaf	7-Toles	3-Greenleaf/Smalley	2-Williams

Scoring Breakdown

(Percentage of total points in parentheses)

Opponent	Front Court	Back Court	Sr.	Jr.	So.	Fr.	Starters	Bench
MERCER	47 (59.5)	32 (40.5)	32	11	17	19	46 (58.2)	33 (41.8)
FLORIDA STATE	36 (59.0)	25 (41.0)	21	2	31	7	54 (88.5)	7 (11.5)
DUKE	23 (37.1)	39 (62.9)	20	13	23	6	45 (72.6)	17 (27.4)
at South Florida	39 (79.6)	10 (20.4)	17	17	11	4	28 (57.1)	21 (42.9)
vs. Sacred Heart	9 (17.0)	44 (83.0)	16	14	10	13	31 (58.5)	22 (41.5)
vs. Seton Hall	31 (36.4)	54 (63.5)	17	22	25	21	38 (44.7)	47 (55.3)
SOUTH ALABAMA	36 (48.0)	39 (52.0)	26	14	17	18	42 (56.0)	33 (44.0)
TEMPLE	29 (47.5)	32 (52.5)	31	20	10	0	49 (80.3)	12 (19.7)
at George Washington	16 (30.8)	36 (69.2)	17	10	19	6	38 (73.1)	14 (26.9)
vs. Purdue	6 (10.7)	50 (89.3)	18	11	16	11	40 (71.4)	16 (28.6)
at Chicago State	17 (25.4)	50 (74.6)	12	11	27	17	42 (62.7)	25 (37.3)

Lead-Deficit Comparison

Opponent	Largest Lead	Largest Deficit	Lead Changes	Ties	Result
MERCER	24 (2nd, 15:38)	2 (1st, 19:13)	3	1	W, 79-61
FLORIDA STATE	9 (2nd, 19:36)	10 (1st, 9:55)	9	4	L, 61-67
DUKE	5 (1st, 18:03)	16 (2nd, 3:36)	7	3	L, 62-75
at South Florida	---	19 (1st, 12:01)	0	0	L, 49-67
vs. Sacred Heart	3 (1st, 17:18)	32 (2nd, 9:27)	2	1	L, 53-65
vs. Seton Hall	42 (2nd, 2:58)	1 (1st, 18:57)	2	0	W, 85-51
SOUTH ALABAMA	11 (1st, 0:03)	3 (1st, 10:03)	8	7	W, 75-70
TEMPLE	7 (2nd, 6:27)	10 (1st, 13:26)	4	6	L, 61-62
at George Washington	16 (2nd, 6:59)	1 (1st, 10:53)	2	2	W, 52-45
vs. Purdue	2 (1st, 19:14)	25 (2nd, 8:12)	5	1	L, 56-76
at Chicago State	5 (1st, 16:13)	8 (1st, 0:14)	8	7	W, 67-63

Specialty Statistics (Auburn-Opponent)

Opponent	Bench Points	Points in the Paint	Points off Turnovers	Second Chance Points	Fast Break Points
MERCER	33-12	36-10	27-8	23-18	9-2
FLORIDA STATE	7-15	22-32	29-16	11-18	2-0
DUKE	17-33	10-48	16-25	5-8	2-8
at South Florida	21-10	28-22	7-7	19-9	0-4
vs. Sacred Heart	22-14	26-26	22-21	7-9	8-8
vs. Seton Hall	47-25	40-14	36-7	12-15	10-2
SOUTH ALABAMA	33-14	32-30	17-7	16-10	8-4
TEMPLE	12-8	26-22	18-15	20-10	2-4
at George Washington	14-12	22-22	15-8	17-7	6-10
vs. Purdue	15-11	18-34	17-20	7-11	4-10
at Chicago State	25-17	32-26	13-12	13-6	12-4

Comparison Statistics (Auburn/Opponent)

Opponent	1st	2nd	Score	Mar	Total FG	FG Pct	3-Pointers	3FG Pct	Free Throws	FT Pct	Reb.	Mar	Assist	TO	Bk	Stl	Fouls
MERCER	40/20	39/41	79-61	+18	28-72/21-62	.389/.339	6-20/9-23	.300/.391	17-27/10-17	.630/.588	52/41	+11	18/11	13/19	6/2	15/4	17/17
FLORIDA STATE	30/23	31/44	61-67	(6)	25-66/22-53	.379/.415	4-10/5-15	.400/.333	7-13/18-22	.538/.818	29/47	(18)	12/10	17/29	6/2	12/6	19/18
DUKE	29/39	33/36	62-75	(13)	20-50/30-60	.400/.500	6-17/4-18	.353/.222	16-24/11-13	.667/.846	31/31	-	13/10	21/17	0/5	8/15	17/19
at South Florida	24/36	25/31	49-67	(18)	18-62/26-49	.290/.531	2-13/10-19	.154/.526	11-17/5-9	.647/.556	39/35	+4	9/21	10/11	2/7	1/4	16/15
vs. Sacred Heart	18/38	35/27	53-65	(12)	20-64/24-47	.313/.511	2-12/8-17	.167/.471	11-23/9-14	.478/.643	34/42	(8)	8/9	15/27	1/3	9/7	12/19
vs. Seton Hall	42/28	43/23	85-51	+34	34-64/16-51	.531/.314	4-12/7-18	.333/.389	13-24/12-18	.542/.667	36/38	(2)	16/7	17/31	2/1	12/6	18/22
SOUTH ALABAMA	42/31	33/39	75/70	+5	27-62/27-53	.435/.509	2-7/7-12	.286/.583	19-28/9-13	.679/.692	33/36	(3)	13/14	9/17	6/2	9/0	19/20
TEMPLE	33/33	28/29	61/62	(1)	20-59/23-59	.339/.390	6-14/8-21	.429/.381	15-23/8-12	.652/.667	42/39	+3	13/11	15/14	3/4	5/6	15/22
at GWU	25/15	27/30	52-45	+7	19-64/18-54	.297/.333	6-13/3-13	.462/.231	8-16/6-6	.500/1.000	49/36	+13	14/12	11/15	7/6	9/6	10/17
vs. Purdue	29/40	27/36	56-76	(20)	19-62/24-48	.306/.500	7-16/5-13	.438/.385	11-17/23-28	.647/.821	33/42	(9)	8/12	15/19	4/5	11/7	21/19
at Chicago State	24/32	43/31	67-63	+4	22-61/21-54	.361/.389	2-10/5-8	.200/.625	21-32/16-25	.656/.640	42/39	+3	10/16	11/15	3/3	9/6	20/25

AUBURN IN THE NCAA INDIVIDUAL RANKINGS
(Through Games as of Dec. 12, 2010)**Points per Game**

1. Elena Delle Donne (Delaware) 26.2

Rebounds per GameT1. Courtney Hurt (Virginia Commonwealth) 13.0
T1. Kylie Kuhns (Sacramento State) 13.0
115. Jordan Greenleaf (Auburn) 8.4**Field Goal Percentage**

1. Carolyn Swords (Boston College)767

Three-Point Percentage

1. Zhaque Gray (Pennsylvania State)526

Three-Point FG Made per Game

1. Anna Bowers (Lipscomb) 3.9

Free Throw Percentage

1. Lauren Prochaska (Bowling Green)987

Assists per Game1. Courtney Vandersloot (Gonzaga) 9.6
109. Morgan Toles (Auburn) 4.3**Steals per Game**

1. Demetria Frank (Bethune-Cookman) 5.0

Blocked Shots per GameT1. Brittney Griner (Baylor) 5.2
T1. Louella Tomlinson (St. Mary's) 5.2
206. Jassany Williams (Auburn) 1.1**Assist-to-Turnover Ratio**1. Cetera DaGraffenreid (North Carolina) 6.89
23. Morgan Toles (Auburn) 2.43**AUBURN IN THE NCAA TEAM RANKINGS**
(Out of 333 teams)Scoring Offense 134th (65.6)
National Leader: Boston College (90.5)Scoring Defense 189th (64.8)
National Leader: Connecticut (44.3)Scoring Margin 164th (+0.9)
National Leader: Connecticut (+38.6)Rebound Margin 213th (-1.6)
National Leader: Syracuse (+19.9)Field Goal Percentage 191st (.385)
National Leader: Boston College (.514)Field Goal Percentage Defense 301st (.435)
National Leader: Syracuse (.290)Free Throw Percentage 291st (.609)
National Leader: Bowling Green (.849)Three-Point Field Goal Percentage 178th (.305)
National Leader: Pennsylvania State (.476)Three-Point Field Goal Percentage Defense 327th (.406)
National Leader: Maryland-Eastern Shore (.154)Three-Point Field Goal Made 263rd (4.0)
National Leader: Samford (9.0)Assists per Game 177th (12.8)
National Leader: Connecticut (21.2)Blocked Shots per Game 146th (3.3)
National Leader: North Carolina (7.7)Steals per Game 151st (8.9)
National Leader: Notre Dame (15.6)Turnovers per Game 19th (14.6)
National Leader: Marist (10.8)Personal Fouls per Game 101st (16.6)
National Leader: Connecticut (11.6)Assist/Turnover Ratio 68th (0.87)
National Leader: Connecticut (1.68)Turnover Margin 22nd (+6.0)
National Leader: North Carolina (+10.5)**2009-10 Auburn Superlatives...****First Half**

Most points scored in the first half 42, vs. Seton Hall (11-27-10) and South Alabama (12-2-10)

Fewest points scored in the first half 18, vs. Sacred Heart (11-26-10)

Fewest points allowed in the first half 15, at George Washington (12-15-10)

Most points allowed in the first half 40, vs. Purdue (12-18-10)

Best FG % in the first half545, vs. Seton Hall (11-27-10)

Worst FG % in the first half222, at South Florida (11-22-10)

Best FG % by an opponent in the first half619, at South Florida (11-22-10)

Worst FG % by an opponent in the first half179, at George Washington (12-15-10)

Most rebounds in the first half 31, at George Washington (12-15-10)

Fewest rebounds in the first half 15, vs. Duke (11-18-10)

Most rebounds by an opponent in the first half 22, vs. Florida State (11-15-10)

Fewest rebounds by an opponent in the first half 15, at South Florida (11-22-10)

Second Half

Most points scored in the second half 43, vs. Seton Hall (11-27-10) and at Chicago State (12-21-10)

Fewest points scored in the second half 25, at South Florida (11-22-10)

Fewest points allowed in the second half 23, vs. Seton Hall (11-27-10)

Most points allowed in the second half 44, vs. Florida State (11-15-10)

Best FG % in the second half516, vs. Seton Hall (11-27-10)

Worst FG % in the second half269, vs. Temple (12-4-10)

Best FG % by an opponent in the second half571, vs. South Alabama (12-2-10)

Worst FG % by an opponent in the second half208, vs. Seton Hall (11-27-10)

Most rebounds in the second half 26, vs. Mercer (11-12-10)

Fewest rebounds in the second half 11, vs. Florida State (11-15-10)

Most rebounds by an opponent in the second half 25, vs. Florida State (11-15-10)

Fewest rebounds by an opponent in the second half 15, vs. Duke (11-18-10)

Game

Most points scored 85, vs. Seton Hall (11-27-10)

Fewest points scored 49, at South Florida (11-22-10)

Most points allowed 76, vs. Purdue (12-18-10)

Fewest points allowed 45, at George Washington (12-15-10)

Best FG %531, vs. Seton Hall (11-27-10)

Worst FG %290, at South Florida (11-22-10)

Best FG % by an opponent531, at South Florida (11-22-10)

Worst FG % by an opponent314, vs. Seton Hall (11-27-10)

Most rebounds 52, vs. Mercer (11-12-10)

Fewest rebounds 29, vs. Florida State (11-15-10)

Most rebounds by an opponent 47, vs. Florida State (11-15-10)

Fewest rebounds by an opponent 31, vs. Duke (11-18-10)

Miscellaneous

Largest margin of victory 34, vs. Seton Hall (11-27-10)

Smallest margin of victory 5, vs. South Alabama (12-2-10)

Largest margin of defeat 20, vs. Purdue (12-18-10)

Smallest margin of defeat 1, vs. Temple (12-4-10)

Largest halftime lead 20, vs. Mercer (11-12-10)

Smallest halftime lead 7, vs. Florida State (11-15-10)

Last time tied at halftime vs. Temple (12-4-10)

Largest halftime deficit 20, vs. Sacred Heart (11-26-10)

Smallest halftime deficit 10, vs. Duke (11-18-10)

Largest rebounding margin 13, at George Washington (12-15-10)

Smallest rebounding margin 2, vs. Seton Hall (11-27-10)

Last time tied in rebounding vs. Duke (11-18-10)

Opponent's largest rebounding margin 18, vs. Florida State (11-15-10)

Opponents smallest rebounding margin 8, vs. Sacred Heart (11-26-10)

2010-11 Auburn Individual Highs...**First Half**

Points.....	13, Alli Smalley vs. Temple (12-4-10)
Field Goals Made.....	5, Alli Smalley vs. Temple (12-4-10)
Field Goal Attempts.....	9, Alli Smalley vs. Temple (12-4-10)
Field Goal Percentage.....	.800 (4-of-5), Jassany Williams vs. South Alabama (12-2-10)
3-Point Field Goals Made.....	3, Blanche Alverson on two occasions
3-Point Field Goal Attempts.....	7, Blanche Alverson vs. Mercer (11-12-10)
3-Point Field Goal Percentage.....	.667 (2-of-3), on three occasions
Free Throws Made.....	5, Parrisha Simmons vs. South Alabama (12-2-10)
Free Throws Attempted.....	6, Parrisha Simmons vs. South Alabama (12-2-10)
Free Throw Percentage.....	1.000 (2-of-2), on eight occasions
Rebounds.....	8, Jordan Greenleaf at George Washington (12-15-10)
Assists.....	4, Morgan Toles on three occasions
Blocked Shots.....	2, on six occasions
Steals.....	3, on three occasions

Second Half

Points.....	16, Jordan Greenleaf vs. Mercer (11-12-10)
Field Goals Made.....	6, Jordan Greenleaf vs. Mercer (11-12-10)
Field Goal Attempts.....	10, Williams vs. Mercer (11-12-10) and Smalley at GW (12-15-10)
Field Goal Percentage.....	.800 (4-of-5), Greenleaf at USF (11-22-10) and Tanner at CSU (12-21-10)
3-Point Field Goals Made.....	3, Alli Smalley at George Washington (12-15-10)
3-Point Field Goal Attempts.....	5, Alli Smalley at George Washington (12-15-10)
3-Point Field Goal Percentage.....	.667 (2-of-3), Alli Smalley vs. Purdue (12-18-10)
Free Throws Made.....	4, on five occasions
Free Throws Attempted.....	6, Alli Smalley vs. Temple (12-4-10)
Free Throw Percentage.....	1.000, on three occasions
Rebounds.....	10, Jordan Greenleaf vs. Mercer (11-12-10)
Assists.....	4, Morgan Toles at George Washington (12-15-10) and at Chicago State (12-21-10)
Blocked Shots.....	2, Tanner vs. South Alabama (12-2-10) and Greenleaf at GW (12-15-10)
Steals.....	3, Tyrese Tanner vs. Sacred Heart (11-26-10) and Morgan Toles vs. Seton Hall (11-27-10)

Game

Points.....	22, Alli Smalley vs. Temple (12-4-10)
Field Goals Made.....	7, on four occasions
Field Goal Attempts.....	17, Alli Smalley vs. Temple (12-4-10)
Field Goal Percentage.....	.778 (7-of-9), Chantel Hilliard at South Florida (11-22-10)
3-Point Field Goals Made.....	4, Smalley at George Washington (12-15-10) and vs. Purdue (12-18-10)
3-Point Field Goal Attempts.....	9, Blanche Alverson vs. Mercer (11-12-10)
3-Point Field Goal Percentage.....	.750 (3-of-4), Alli Smalley vs. Seton Hall (11-27-10)
Free Throws Made.....	6, Tyrese Tanner at Chicago State (12-21-10)
Free Throws Attempted.....	6, on three occasions
Free Throw Percentage.....	1.000, on three occasions
Rebounds.....	12, Greenleaf vs. Mercer (11-12-10), vs. Temple (12-4-10) and at CSU (12-21-10)
Assists.....	7, Toles vs. Mercer (11-12-10), at GW (12-15-10) and at Chicago State (12-21-10)
Blocked Shots.....	4, Jordan Greenleaf at George Washington (12-15-10)
Steals.....	4, Morgan Toles vs. Seton Hall (11-27-10)

Minimums: FG % (min. 5 attempts), 3FG % (min. 3 attempts), FT % (min 3 attempts)

2010-11 Opponent Individual Highs...**First Half**

Points.....	20, Andrea Smith of South Florida (11-22-10)
Field Goals Made.....	7, Andrea Smith of South Florida (11-22-10)
Field Goal Attempts.....	11, Andrea Smith of South Florida (11-22-10)
Field Goal Percentage.....	.833 (5-of-6), Haley Peters of Duke (11-18-10)
3-Point Field Goals Made.....	5, Andrea Smith of South Florida (11-22-10)
3-Point Field Goal Attempts.....	7, Andrea Smith of South Florida (11-22-10)
3-Point Field Goal Percentage.....	.714 (5-of-7), Andrea Smith of South Florida (11-22-10)
Free Throws Made.....	3, on four occasions
Free Throws Attempted.....	5, Alex Guyton of Purdue (12-18-10)
Free Throw Percentage.....	1.000 (3-of-3), Brittany Rayburn of Purdue (12-18-10)
Rebounds.....	5, on 10 occasions
Assists.....	3, on three occasions
Blocked Shots.....	3, Porche Grant of South Florida (11-22-10)
Steals.....	3, Shey Peddy of Temple (12-4-10)

Second Half

Points.....	20, Briana Williams of Mercer (11-12-10)
Field Goals Made.....	7, Briana Williams of Mercer (11-12-10)
Field Goal Attempts.....	12, Briana Williams of Mercer (11-12-10)
Field Goal Percentage.....	.800 (4-of-5), Krystal Thomas of Duke (11-18-10)
3-Point Field Goals Made.....	5, Briana Williams of Mercer (11-12-10)
3-Point Field Goal Attempts.....	8, Briana Williams of Mercer (11-12-10)
3-Point Field Goal Percentage.....	.667 (2-of-3), on two occasions
Free Throws Made.....	9, Alexa Deluzio of Florida State (11-15-10)
Free Throws Attempted.....	9, Alexa Deluzio of Florida State (11-15-10)
Free Throw Percentage.....	1.000, on three occasions
Rebounds.....	7, Tajay Ashmeade of Seton Hall (11-27-10)
Assists.....	5, Sharnea Boykin of Mercer (11-12-10)
Blocked Shots.....	2, Ivy Abiona of George Washington (12-15-10)
Steals.....	3, Jasmine Thomas of Duke (11-18-10)

Game

Points.....	33, Andrea Smith of South Florida (11-22-10)
Field Goals Made.....	12, Andrea Smith of South Florida (11-22-10)
Field Goal Attempts.....	22, Andrea Smith of South Florida (11-22-10)
Field Goal Percentage.....	.667 (6-of-9), Natasha Howard of Florida State (11-15-10)
3-Point Field Goals Made.....	8, Andrea Smith of South Florida (11-22-10)
3-Point Field Goal Attempts.....	13, Andrea Smith of South Florida (11-22-10)
3-Point Field Goal Percentage.....	.750 (3-of-4), Shey Peddy of Temple (12-4-10)
Free Throws Made.....	9, Alexa Deluzio of Florida State (11-15-10)
Free Throws Attempted.....	10, Tressa Beckel of Chicago State (12-21-10)
Free Throw Percentage.....	1.000 (9-of-9), Alexa Deluzio of Florida State (11-15-10)
Rebounds.....	11, Tressa Beckel of Chicago State (12-21-10)
Assists.....	7, Kaneisha Saunders of South Florida (11-22-10)
Blocked Shots.....	4, Porche Grant of South Florida (11-22-10)
Steals.....	4, Alex Guyton of Purdue (12-18-10)

Minimums: FG % (min. 5 attempts), 3FG % (min. 3 attempts), FT % (min 3 attempts)

Auburn Career Records

Games Played

Rk	Player	Years	G
1	Ruthie Bolton	85-89	132
	Linda Godby	86-90	132
3	Vickie Orr	85-89	131
4	Kendall Mago	88-92	130
5	Sharon Stewart	84-88	129
	Sherell Hobbs	05-09	129
7	Mae Ola Bolton	84-88	128
8	DeWanna Bonner	05-09	126
9	Lori Monroe	79-83	124
10	Charlene Thomas	83-87	123
	Chantel Tremittiere	87-91	123
--	Jordan Greenleaf	06-pres.	112
--	Alli Smalley	07-pres.	108

Games Started

Rk	Player	Years	GS
1	Vickie Orr	85-89	128
2	DeWanna Bonner	05-09	126
3	Debra Larkin	81-85	119
4	Kristen Mulligan	92-96	118
	Le'Coe Willingham	99-04	118
6	Tiffany Krantz	96-00	116
7	Helene Baroody	83-87	110
8	Samantha Williams	91-96	108
9	Becky Jackson	80-84	107
10	Sherell Hobbs	05-09	103
--	Jordan Greenleaf	06-pres.	101
--	Alli Smalley	07-pres.	95

Field Goals

Rk	Player	Years	FG
1	Becky Jackson	80-84	864
2	Vickie Orr	85-89	864
3	Marianne Merritt	75-79	837
4	DeWanna Bonner	05-09	744
5	Angie Hannah	79-82	735
6	Mae Ola Bolton	84-88	697
7	Carolyn Jones	88-91	645
8	Natasha Brackett	01-05	641
9	Linda Godby	86-90	590
10	Lori Monroe	79-83	562

Field Goal Attempts

Rk	Player	Years	FGA
1	Marianne Merritt	75-79	1,795
2	DeWanna Bonner	05-09	1,633
3	Vickie Orr	85-89	1,528
4	Natasha Brackett	01-05	1,514
5	Becky Jackson	80-84	1,435
6	Angie Hannah	79-82	1,396
7	Mae Ola Bolton	84-88	1,371
8	Carolyn Jones	88-91	1,353
9	Lori Monroe	79-83	1,242
10	Alli Smalley	07-pres.	1,227

Field Goal PCT. (200 att.)

Rk	Player	Years	PCT
1	Becky Jackson	80-84	.602 (864-1435)
2	Conswella Sparrow	97-00	.590 (451-764)
3	Vickie Orr	85-89	.565 (864-1528)
4	KeKe Carrier	05-10	.555 (417-751)
5	Lindy Godby	86-90	.550 (590-1072)
6	Sharon Stewart	84-88	.543 (458-843)
7	Charlene Thomas	83-87	.536 (428-799)
8	Angie Hannah	79-82	.527 (735-1396)
9	C. C. Hayden	89-92	.526 (533-1013)
	Le'Coe Willingham	99-04	.526 (552-1050)

3-Point Field Goals

Rk	Player	Years	3FG
1	Alli Smalley	07-pres.	193
2	Tiffany Krantz	96-00	184
3	Natasha Brackett	01-05	171
4	Samantha Williams	92-96	161
5	Kristen Mulligan	92-96	149
6	Carolyn Jones	88-91	103
7	Shana Askew	97-01	94
8	Tamela McCorvey	06-08	90
9	Lynn Stevenson	87-91	83
10	DeWanna Bonner	0509	74

3-Point Field Goal Attempts

Rk	Player	Years	ATT
1	Alli Smalley	07-pres.	562
2	Natasha Brackett	01-05	545
3	Tiffany Krantz	96-00	520
4	Samantha Williams	92-96	500
5	Kristen Mulligan	92-96	370
6	Shana Askew	97-01	332
7	Nitasha Brown	02-06	271
8	Tamela McCorvey	06-08	270
9	Carolyn Jones	88-91	248
10	DeWanna Bonner	05-09	244

3-Point Field Goals Pct. (100 Att.)

Rk	Player	Years	Pct.
1	Carolyn Jones	88-91	.415 (103-248)
2	Kristen Mulligan	92-96	.403 (149-370)
3	Suzette Sargeant	90-92	.388 (57-147)
4	Lynn Stevenson	86-91	.376 (83-221)
5	LaRita Spencer	99-01	.364 (59-162)
6	Louise Emeagi	02-05	.359 (78-217)
7	Tiffany Krantz	96-00	.354 (184-520)
8	Alli Smalley	07-pres.	.343 (193-562)
9	Joanna Clayden	05-07	.337 (62-184)
10	Tamela McCorvey	06-08	.333 (90-270)

Free Throws

Rk	Player	Years	FT
1	DeWanna Bonner	05-09	600
2	Carolyn Jones	88-91	438
3	Conswella Sparrow	97-00	346
	Le'Coe Willingham	99-04	346
5	Becky Jackson	80-84	340
6	Vickie Orr	85-89	307
	Marianne Merritt	75-79	305
8	Tasha Hamilton	97-01	296
9	Lori Monroe	79-83	291
10	Debra Larkin	81-85	278

Free Throw Attempts

Rk	Player	Years	FT
1	DeWanna Bonner	05-09	755
2	Carolyn Jones	88-91	541
3	Becky Jackson	80-84	520
4	Conswella Sparrow	97-00	491
5	Marianna Merritt	75-79	488
6	Le'Coe Willingham	99-04	487
7	Lori Monroe	79-83	453
8	Tasha Hamilton	97-01	441
9	Vickie Orr	85-89	433

Free Throw Pct. (150 Att.)

Rk	Player	Years	Pct.
1	Carolyn Jones	88-91	.810 (438-541)
2	Kristen Mulligan	92-96	.796 (191-240)
3	DeWanna Bonner	05-09	.795 (600-777)
4	Laticia Morris	95-97	.787 (233-296)
5	Whitney Boddie	05-09	.777 (219-282)
6	Linda Godby	86-90	.774 (185-239)
7	Brenda Hill	82-83	.768 (208-271)
8	Helene Baroody	83-87	.767 (155-202)
9	Patrena Scruggs	87-89	.749 (128-171)
10	Tonia Trail	93-97	.741 (172-232)

Scoring Average (30 games)

Rk	Player	Years	PPG
1	Marianne Merritt	75-79	20.4
2	Carolyn Jones	88-91	18.3
3	Becky Jackson	80-84	17.8
4	DeWanna Bonner	05-09	17.2
5	Vickie Orr	85-89	15.5
6	Conswella Sparrow	97-00	14.5
7	Natasha Brackett	01-05	14.0
8	C.C. Hayden	89-92	13.6
9	Angie Hannah	78-82	13.3
	Brenda Hill	81-85	13.3

Auburn Career Records

Points

Rk	Player	Years	Points
1	DeWanna Bonner	05-09	2,162
2	Becky Jackson	80-84	2,068
3	Vickie Orr	85-89	2,035
4	Marianne Merritt	75-79	1,979
5	Carolyn Jones	88-91	1,831
6	Natasha Brackett	01-05	1,716
7	Mae Ola Bolton	84-88	1,616
8	Angie Hannah	78-82	1,583
9	Le'Coe Willingham	99-00, 01-03	1,475
10	Lori Monroe	79-83	1,415
11	Tasha Hamilton	97-01	1,402
12	Sherell Hobbs	05-09	1,372
13	Linda Godby	86-90	1,365
14	Alli Smalley	07-pres	1,348
15	Debra Larkin	81-85	1,310
16	C. C. Hayden	89-92	1,306
17	Conswella Sparrow	97-00	1,249
18	Brenda Hill	81-85	1,222
19	M. Morehouse	92-96	1,191
20	Lauretta Freeman	89-93	1,188
21	Sharon Stewart	84-88	1,184
22	Ruthie Bolton	85-89	1,176
23	Tiffany Krantz	96-00	1,136
24	Samantha Williams	92-96	1,106
25	KeKe Carrier	05-10	1,017
26	Helene Baroody	83-87	1,011
27	Tara Williams	95-97	988
28	Diann McNeil	84-88	982
29	Laticia Morris	95-97	971
30	Charlene Thomas	83-87	963

Rebounds

Rk	Player	Years	Points
1	Becky Jackson	80-84	1,118
2	DeWanna Bonner	05-09	1,047
3	Lori Monroe	79-83	1,015
4	Vickie Orr	85-89	1,006
5	Lauretta Freeman	89-93	976
6	Marianne Merritt	75-79	972
7	Le'Coe Willingham	99-00, 01-03	927
8	M. Morehouse	92-96	792
9	Charlene Thomas	84-87	761
10	Sharon Stewart	84-88	757
11	C.C. Hayden	89-92	749
	Kendall Mago	88-92	749
13	Jordan Greenleaf	06-pres	684
14	Tasha Hamilton	97-01	663
15	Mae Ola Bolton	84-88	653
16	Marita Payne	02-06	630
17	Sherell Hobbs	05-09	612
18	Brenda Hill	82-85	604
19	KeKe Carrier	05-10	600
20	Angie Hannah	78-82	588

Rebounding Average (30 games)

Rk	Player	Years	RPG
1	Marianne Merritt	75-79	10.0
2	Becky Jackson	80-84	9.6
3	DeWanna Bonner	05-09	8.3
4	Lauretta Freeman	89-93	8.0
5	Lori Monroe	79-83	7.9
6	C.C. Hayden	89-92	7.8
7	Vickie Orr	85-89	7.7
	Le'Coe Willingham	99-00, 01-03	7.7
9	Mae Ola Bolton	84-88	6.8
10	M. Morehouse	92-96	6.8

Assists

Rk	Player	Years	AST
1	Whitney Boddie	05-09	603
2	Renae Halbrooks	78-82	593
3	Helene Baroody	83-87	587
4	Kristen Mulligan	92-96	551
5	Ruthie Bolton	85-89	526
6	Martha Monk	79-81	525
7	Chantel Tremitiere	87-91	490
8	Tiffany Krantz	96-00	414
9	Debra Larkin	81-85	386
10	Samantha Williams	91-96	323

Assist Average (30 games)

Rk	Player	Years	APG
1	Martha Monk	79-81	8.3
2	Whitney Boddie	05-09	5.9
3	Renae Halbrooks	78-82	5.5
4	Helene Baroody	83-87	5.1
5	Kristen Mulligan	92-96	4.7
6	Morgan Toles	09-pres	4.5
7	Ruthie Bolton	85-89	4.0
8	Chantel Tremitiere	87-91	4.0
9	LaRita Spencer	99-01	3.6
10	Tiffany Krantz	96-00	3.5
11	Debra Larkin	81-85	3.2

Blocks

Rk	Player	Years	BLK
1	Marita Payne	02-06	377
2	KeKe Carrier	05-present	216
3	Linda Godby	86-90	199
4	Vickie Orr	85-89	191
5	Lori Monroe	79-83	141
6	DeWanna Bonner	05-09	139
7	Brenda Hill	81-85	126
	Jordan Greenleaf	06-pres	126
9	Becky Jackson	80-84	120
10	Lauretta Freeman	89-93	114

Steals

Rk	Player	Years	STL
1	Mae Ola Bolton	85-88	282
2	Kristen Mulligan	93-96	253
3	Ruthie Bolton	86-89	246
4	Debra Larkin	82-85	242
5	Helene Baroody	84-87	240
6	Sherell Hobbs	05-present	231
7	DeWanna Bonner	05-present	208
8	Natasha Brackett	01-05	202
9	Carolyn Jones	89-91	192
10	Whitney Boddie	05-present	183



Nell FORTNER

Head Coach

Seventh Season

Jackson, Miss • Texas, 1981

- Coached Auburn to its first SEC title in 20 years during 2008-09 season
- Produced Auburn's first SEC Player of the Year since 1988 in DeWanna Bonner
- Has an overall record of 138-90 for a .605 winning percentage
- Sports a 695-241 (.743) record as a head coach, assistant coach and player at all levels (college, professional, international)
- Coached teams to 11 NCAA Tournament appearances, eight as an assistant coach and three as a head coach
- 2000 USA Basketball Coach of the Year
- 1997 and 2009 Basketball Times National Coach of the Year
- 2009 Russell Athletic/WBCA Region III Coach of the Year
- 1997 Big Ten Coach of the Year
- 2009 SEC Coach of the Year
- Led the U.S. National Team to a gold medal in the 2000 Olympics
- Coached 10 different U.S. squads to a 101-14 (.878) record
- Served as an assistant coach for the U.S. National Team that won a gold medal at the 1996 Olympics
- Coached three players to State Farm/WBCA All-America honors
- Coached eight players to 10 all-conference honors
- Coached Auburn to three straight 20-win seasons, including a 30-win season in 2009 - Auburn's first in 20 years
- Produced two WNBA draft picks (DeWanna Bonner and Whitney Boddie) out of her first recruiting class at Auburn
- Spent three years as Head Coach and General Manager of the WNBA's Indiana Fever, leading the team to the playoffs in her second season
- As an assistant coach at Louisiana Tech, helped the team to the Elite Eight in 1993 and the National Championship game in 1994
- Spent four years as a studio analyst with ESPN (2001-04, 2005 WNBA Playoffs)

All-time record as player and coach at all levels:	695-241 (.743)	29 years
Record as a WNBA coach:	42-56 (.429)	3 seasons
Record as USA Head Coach:	101-14 (.878)	4 years
Record as a collegiate player:	127-26 (.830)	4 seasons
Record as a collegiate coach:	373-145 (.720)	16 seasons
Record as a collegiate assistant coach:	235-55 (.810)	9 seasons
Record as a collegiate head coach:	138-90 (.605)	8 seasons
Record at Auburn:	121-79 (.605)	7 seasons
SEC Record:	40-46 (.465)	7 seasons

Fortner Year-by-Year

Texas, Player (1977-81)

Year	Record	Conf.	Other Information
1977-78	29-10	--	5th AIAW
1978-79	37-4	--	3rd AIAW
1979-80	33-4	--	5th AIAW
1980-81	28-8	--	9th AIAW

Stephen F. Austin, Graduate Assistant/Assistant (1986-90)

Year	Record	Conf.	Other Information
1986-87	25-6	9-1	WNIT Third Round
1987-88	29-5	13-1	Southland Champions NCAA Second Round
1988-89	30-4	13-1	Southland Champions NCAA Regional Finalist
1989-90	28-3	14-0	Southland Champions NCAA Regional Finalist

Louisiana Tech, Assistant Coach (1990-95)

Year	Record	Conf.	Other Information
1990-91	18-12	9-3	American South Conference Runner-Up NCAA First Round
1991-92	20-10	12-4	NCAA First Round
1992-93	26-6	13-1	Sun Belt Conference Champion NCAA Elite Eight
1993-94	31-4	14-0	Sun Belt Conference Champion NCAA Runner-up
1994-95	28-5	13-1	Sun Belt Conference Champion NCAA Sweet 16

USA Basketball, Assistant Coach (1995-96)

52-0 Overall Record (1.000)

Purdue, Head Coach (1996-97)

Year	Record	Conf.	Other Information
1996-97	17-11	12-4	Big Ten Co-Champions NCAA Second Round

USA Basketball, Head Coach (1997-2000)

101-14 Overall Record (.878)

Indiana Fever (WNBA), Head Coach (2001-03)

Year	Record	Conf.	Other Information
2001	10-22	--	
2002	16-16	--	WNBA Playoffs First Round
2003	16-18	--	

Auburn, Head Coach (2004-present)

Year	Record	Conf.	Other Information
2004-05	16-13	6-8	
2005-06	14-15	4-10	
2006-07	21-13	6-8	WNIT Quarterfinals
2007-08	20-12	7-7	NCAA First Round
2008-09	30-4	12-2	SEC Champions SEC Tournament Runner-Up NCAA Second Round
2009-10	15-16	5-11	
2010-11	5-6	0-0	



Jordan GREENLEAF

#21

Senior • Forward • 6-1

Rex, Ga.

Morrow High School

NOTES:

- Has two double-doubles on the season, most-recently scoring 13 points with 10 rebounds at South Florida
- Pulled down season-high 12 rebounds against Mercer, Temple and at Chicago State
- Is 65 rebounds from tying Kandall Mago and C.C. Hayden for 11th all-time at Auburn in career rebounding
- Is 13 blocks away from tying DeWanna Bonner for sixth all-time at Auburn in career blocks
- Is Auburn's top returning defensive player, leading active players in rebounds, blocks and steals
- Graduated from Auburn last May, completing her degree in mass communications

Opponent	Start	Min.	FG-A	3PT-A	FT-A	O-D-T	PF	Ast.	TO	Blk.	St.	Pts.
MERCER	*	30	6-9	0-1	4-5	5-7-12	2	2	1	1	3	16
FLORIDA STATE	*	39	5-13	1-1	4-5	4-5-9	4	0	4	2	3	15
DUKE	*	38	3-8	0-2	2-4	3-3-6	3	0	4	0	1	8
at South Florida	*	38	5-13	0-0	3-4	7-3-10	0	1	3	1	1	13
vs. Sacred Heart	*	32	1-7	0-0	2-4	6-1-7	2	4	3	1	1	4
vs. Seton Hall	*	21	1-2	0-0	0-0	1-1-2	1	1	1	0	0	2
SOUTH ALABAMA	*	32	4-10	0-1	3-4	4-5-9	2	3	2	2	3	11
TEMPLE	*	38	3-10	0-0	3-5	6-6-12	2	4	1	2	0	9
at George Washington	*	34	1-8	0-0	1-2	5-6-11	3	0	0	4	1	3
vs. Purdue	*	31	0-4	0-0	0-0	4-0-4	4	0	2	1	3	0
at Chicago State	*	35	1-6	0-0	3-4	7-5-12	2	0	2	0	2	5
ALABAMA A&M												
JACKSONVILLE STATE												
at Alabama												
FLORIDA												
at Vanderbilt												
OLE MISS												
LSU												
at Mississippi State												
TENNESSEE												
SOUTH CAROLINA												
at Kentucky												
MISSISSIPPI STATE												
at LSU												
at Arkansas												
ALABAMA												
at South Carolina												
at Georgia												
KENTUCKY												

SEASON HIGHS

Points

16 vs. Mercer (11/12/10)

Rebounds

12 3 times, last at Chicago St. (12/21/10)

Assists

4 twice, last vs. Temple (12/4/10)

Blocks

4 at George Washington (12/15/10)

Steals

3 4 times, last vs. Purdue (12/18/10)

Field Goals

6 vs. Mercer (11/12/10)

Field Goal Attempts

13 twice, last at South Florida (11/22/10)

3-Point Field Goals

1 vs. Florida State (11/15/10)

3-Point FG Attempts

2 vs. Duke (11/18/10)

Free Throws

4 twice, last vs. Florida State (11/15/10)

Free Throw Attempts

5 3 times, last vs. Temple (12/4/10)

CAREER HIGHS

Points

17 twice, last vs. Liberty (12/15/09)

Rebounds

16 vs. Mississippi State (1/3/10)

Assists

5 twice, last vs. Vanderbilt (1/21/10)

Blocks

6 at Alabama (1/27/08)

Steals

6 vs. Jackson State (12/6/06)

Field Goals

7 3 times, last at Ole Miss (2/25/10)

Field Goal Attempts

15 at San Diego State (12/30/09)

3-Point Field Goals

1 vs. Florida State (11/15/10)

3-Point FG Attempts

2 vs. Duke (11/18/10)

Free Throws


10 at Florida State (11/27/09)

Free Throw Attempts

12 at Florida State (11/27/09)

GREENLEAF CAREER STATISTICS

Year	GP-GS	FG-FGA	Pct	3FG-FGA	Pct	FT-FTA	Pct	O-D-T (Reb.)	Avg	PF	FO	Ast	TO	Blk	Stl	Pts	Avg
2006-07	34-29	58-149	.389	0-0	.000	60-87	.690	78-99-177	5.2	88	1	18	31	44	29	176	5.2
2007-08	31-30	74-161	.460	0-0	.000	44-64	.688	96-71-167	5.4	76	1	29	41	40	42	192	6.2
2008-09	5-0	14-32	.438	0-1	.000	7-8	.875	17-9-26	5.2	10	0	3	2	4	4	35	7.0
2009-10	31-31	86-229	.376	0-5	.000	73-102	.716	100-120-220	7.1	62	1	65	46	24	47	245	7.9
2010-11	11-11	30-90	.333	1-5	.200	25-37	.676	52-42-94	8.5	25	0	15	23	14	18	86	7.8
TOTAL	112-101	262-661	.396	1-11	.091	209-298	.701	343-341-684	6.1	261	3	130	143	126	140	734	6.6



Alli SMALLEY

#5

Senior • Guard • 5-8

Arab, Ala.

Arab High School

NOTES:

- Failed to hit a 3-pointer for just the second time this season at Chicago State
- Has scored in double figures in eight of 11 games this season
- Broke the Auburn career 3-point record with 1:22 left in the Temple game; she passed Tiffany Krantz for the record
- Named to Junkanoo Jam All-Tournament Team
- Led the team in scoring in the season-opener vs. Mercer with 16 points
- Selected to Preseason All-SEC First Team by league coaches and Preseason All-SEC Second Team by media
- Has started 95 consecutive games, dating back to her freshman season
- With her 22 points vs. Temple, she moved into the top 15 all-time at Auburn in career scoring

Opponent	Start	Min.	FG-A	3PT-A	FT-A	O-D-T	PF	Ast.	TO	Blk.	St.	Pts.
MERCER	*	26	6-15	1-5	3-4	1-3-4	2	1	4	1	2	16
FLORIDA STATE	*	33	2-15	1-6	1-2	0-2-2	2	3	4	1	1	6
DUKE	*	26	3-4	2-3	4-4	1-2-3	2	3	4	0	0	12
at South Florida	*	22	1-11	0-4	2-3	0-0-0	2	0	0	0	0	4
vs. Sacred Heart	*	28	5-13	2-5	0-0	1-4-5	1	1	2	0	2	12
vs. Seton Hall	*	19	6-10	3-4	0-0	0-0-0	0	4	2	0	1	15
SOUTH ALABAMA	*	26	5-15	1-3	4-4	0-1-1	2	1	1	0	2	15
TEMPLE	*	33	7-17	3-7	5-9	0-3-3	3	0	1	0	3	22
at George Washington	*	34	5-15	4-7	0-1	2-1-3	0	1	0	0	0	14
vs. Purdue	*	30	5-11	4-6	4-4	1-1-2	4	1	3	0	2	18
at Chicago State	*	29	3-12	0-4	1-2	3-1-4	3	2	2	0	2	7
ALABAMA A&M												
JACKSONVILLE STATE												
at Alabama												
FLORIDA												
at Vanderbilt												
OLE MISS												
LSU												
at Mississippi State												
TENNESSEE												
SOUTH CAROLINA												
at Kentucky												
MISSISSIPPI STATE												
at LSU												
at Arkansas												
ALABAMA												
at South Carolina												
at Georgia												
KENTUCKY												

SMALLEY CAREER STATISTICS

Year	GP-GS	FG-FGA	Pct	3FG-FGA	Pct	FT-FTA	Pct	O-D-T (Reb.)	Avg	PF	FO	Ast	TO	Blk	Stl	Pts	Avg
2007-08	32-19	133-333	.399	47-162	.290	28-42	.667	34-59-93	2.9	58	3	89	104	10	37	341	10.7
2008-09	34-34	141-310	.455	68-171	.398	28-37	.757	12-79-91	2.7	60	0	71	62	7	45	378	11.1
2009-10	31-31	181-446	.406	57-175	.326	69-96	.719	33-104-137	4.4	64	1	72	85	7	36	488	15.7
2010-11	11-11	48-138	.348	21-54	.389	24-33	.727	9-18-27	2.5	21	0	17	23	2	15	141	12.8
TOTAL	108-95	503-1227	.410	193-562	.343	149-208	.716	88-260-348	3.2	203	4	249	274	26	133	1348	12.5

SEASON HIGHS

Points

22 vs. Temple (12/4/10)

Rebounds

5 vs. Sacred Heart (11/26/10)

Assists

4 vs. Seton Hall (11/27/10)

Blocks

1 twice, last vs. Florida State (11/15/10)

Steals

3 vs. Temple (12/4/10)

Field Goals

7 vs. Temple (12/4/10)

Field Goal Attempts

17 vs. Temple (12/4/10)

3-Point Field Goals

4 twice, last vs. Purdue (12/18/10)

3-Point FG Attempts

7 twice, last at GW (12/15/10)

Free Throws

5 vs. Temple (12/4/10)

Free Throw Attempts

9 vs. Temple (12/4/10)

CAREER HIGHS

Points

29 vs. Florida (3/4/10)

Rebounds

11 vs. Alabama (2/7/10)

Assists

6 3 times, last at SDSU (12/30/09)

Blocks

2 vs. Georgia (1/13/08)

Steals

4 twice, last vs. Kentucky (2/28/10)

Field Goals

10 3 times, last vs. Florida (3/4/10)

Field Goal Attempts

21 vs. Troy (11/13/09)

3-Point Field Goals

5 3 times, last vs. Florida (3/4/10)

3-Point FG Attempts

10 3 times, last at Ole Miss (2/25/10)

Free Throws

6 4 times, last vs. Valparaiso (12/28/09)

Free Throw Attempts

9 vs. Temple (12/4/10)



Chantel HILLIARD

#23

Junior • Forward/Center • 6-2

Biloxi, Miss.

St. Martin High School

NOTES:

- Led Auburn in scoring for the first time in her career, coming off the bench for a career-high 16 points on 7-of-9 shooting at South Florida
- Has scored in double figures twice this season
- Came off the bench for 4 points and 3 rebounds in the season-opener vs. Mercer
- Saw limited action last season after starting the year as a starter
- Finished the year 3.5 points and 2.4 rebounds per game, seeing action in 27 games

Opponent	Start	Min.	FG-A	3PT-A	FT-A	O-D-T	PF	Asst.	TO	Blk.	St.	Pts.
MERCER		13	2-3	0-0	0-0	0-3-3	0	0	1	0	1	4
FLORIDA STATE		6	0-0	0-0	0-0	0-0-0	1	0	0	1	0	0
DUKE		12	1-5	0-0	2-2	3-1-4	1	1	0	0	1	4
at South Florida		23	7-9	0-0	2-2	4-3-7	1	0	0	0	0	16
vs. Sacred Heart	*	19	2-5	0-0	1-2	1-2-3	0	1	2	0	0	5
vs. Seton Hall		9	2-4	0-0	0-0	0-1-1	1	0	0	0	1	4
SOUTH ALABAMA		11	2-4	0-0	1-2	1-0-1	3	0	0	0	0	5
TEMPLE		23	3-5	0-0	4-4	1-3-4	3	0	3	0	0	10
at George Washington		12	2-5	0-0	1-2	1-1-2	3	0	1	1	0	5
vs. Purdue		11	2-6	0-0	0-1	0-1-1	3	1	1	1	0	4
at Chicago State		12	3-5	0-0	1-2	1-0-1	4	0	1	0	0	7
ALABAMA A&M												
JACKSONVILLE STATE												
at Alabama												
FLORIDA												
at Vanderbilt												
OLE MISS												
LSU												
at Mississippi State												
TENNESSEE												
SOUTH CAROLINA												
at Kentucky												
MISSISSIPPI STATE												
at LSU												
at Arkansas												
ALABAMA												
at South Carolina												
at Georgia												
KENTUCKY												

HILLIARD CAREER STATISTICS

Year	GP-GS	FG-FGA	Pct	3FG-FGA	Pct	FT-FTA	Pct	O-D-T (Reb.)	Avg	PF	FO	Asst	TO	Blk	Stl	Pts	Avg
2008-09	30-0	53-106	.500	0-2	.000	15-32	.469	29-56-85	2.8	50	0	7	26	12	13	121	4.0
2009-10	27-2	37-89	.416	0-0	.000	20-43	.465	31-35-66	2.4	49	1	6	35	13	11	94	3.5
2010-11	11-1	26-51	.510	0-0	.000	12-17	.706	12-15-27	2.5	20	0	3	9	3	3	64	5.8
TOTAL	68-3	116-246	.472	0-2	.000	47-92	.511	72-106-178	2.6	119	1	16	70	28	27	279	4.1

SEASON HIGHS

Points

16 at South Florida (11/22/10)

Rebounds

7 at South Florida (11/22/10)

Assists

1 twice, last vs. Sacred Heart (11/26/10)

Blocks

1 vs. Florida State (11/15/10)

Steals

1 three, last vs. Seton Hall (11/27/10)

Field Goals

7 at South Florida (11/22/10)

Field Goal Attempts

9 at South Florida (11/22/10)

3-Point Field Goals

N/A

3-Point FG Attempts

N/A

Free Throws

4 vs. Temple (12/4/10)

Free Throw Attempts

4 vs. Temple (12/4/10)

CAREER HIGHS

Points

16 at South Florida (11/22/10)

Rebounds

11 at South Alabama (12/20/09)

Assists

2 twice, last at Kentucky (1/24/10)

Blocks

3 twice, last vs. Duquesne (12/29/08)

Steals

3 vs. Duquesne (12/29/08)

Field Goals

7 at South Florida (11/22/10)

Field Goal Attempts

9 3 times, last at South Florida (11/22/10)

3-Point Field Goals

N/A

3-Point FG Attempts

1 twice, last at Alabama (2/8/09)

Free Throws

5 twice, last vs. Troy (11/13/09)

Free Throw Attempts

12 vs. Sam Houston State (12/5/08)



Morgan JENNINGS

#2

Junior • Guard • 5-8

Atlanta, Ga.

Frederick Douglass High School

NOTES:

- Tied her career highs with 5 rebounds, 6 assists and 3 steals at George Washington
- Earned her first start of the season against South Alabama
- Tied her career-high with 14 points off the bench vs. Seton Hall
- Came off the bench for 6 points and team-high 3 steals in season-opener vs. Mercer; had 5 points vs. Duke
- Saw action in 13 games last season after missing the first half of the season with an injury
- Returned to the lineup and offered a backup to Morgan Toles and Alli Smalley at the guard positions
- Now that she is 100%, is expected to play a bigger role this season

Opponent	Start	Min.	FG-A	3PT-A	FT-A	O-D-T	PF	Ast.	TO	Blk.	St.	Pts.
MERCER		14	2-2	0-0	2-2	1-1-2	1	1	1	0	3	6
FLORIDA STATE		9	0-1	0-0	0-0	1-1-2	0	2	1	0	0	0
DUKE		16	1-3	0-0	3-4	0-2-2	2	1	3	0	1	5
at South Florida		16	0-4	0-0	1-2	2-1-3	1	2	1	0	0	1
vs. Sacred Heart		15	1-5	0-0	2-2	1-1-2	1	0	2	0	1	4
vs. Seton Hall		19	7-7	0-0	0-1	0-4-4	2	1	1	0	2	14
SOUTH ALABAMA	*	17	2-6	0-0	0-2	0-2-2	3	1	0	1	2	4
TEMPLE	*	27	4-7	0-0	0-1	3-2-5	1	1	2	1	0	8
at George Washington		19	1-3	0-0	1-3	3-2-5	1	6	0	0	3	3
vs. Purdue		12	0-6	0-0	1-3	1-0-1	1	0	1	0	0	1
at Chicago State		5	0-0	0-0	1-2	0-0-0	0	0	1	0	1	0
ALABAMA A&M												
JACKSONVILLE STATE												
at Alabama												
FLORIDA												
at Vanderbilt												
OLE MISS												
LSU												
at Mississippi State												
TENNESSEE												
SOUTH CAROLINA												
at Kentucky												
MISSISSIPPI STATE												
at LSU												
at Arkansas												
ALABAMA												
at South Carolina												
at Georgia												
KENTUCKY												

SEASON HIGHS

Points

14 vs. Seton Hall (11/27/10)

Rebounds

5 twice, last at GW (12/15/10)

Assists

6 at George Washington (12/15/10)

Blocks

1 twice, last vs. Temple (12/4/10)

Steals

3 twice, last at GW (12/15/10)

Field Goals

7 vs. Seton Hall (11/27/10)

Field Goal Attempts

7 twice, last vs. Temple (12/4/10)

3-Point Field Goals

N/A

3-Point FG Attempts

N/A

Free Throws

3 vs. Duke (11/18/10)

Free Throw Attempts

4 vs. Duke (11/18/10)

CAREER HIGHS

Points

14 twice, last vs. Seton Hall (11/27/10)

Rebounds

5 twice, last vs. Temple (12/4/08)

Assists

6 twice, last at GW (12/15/10)

Blocks

1 twice, last vs. Temple (12/4/10)

Steals

3 3 times, last at GW (12/15/10)

Field Goals

7 at Seton Hall (11/27/10)

Field Goal Attempts

8 twice, last vs. N.C. A&T (12/3/08)

3-Point Field Goals

N/A

3-Point FG Attempts

N/A

Free Throws

3 vs. Duke (11/18/10)

Free Throw Attempts

4 vs. Duke (11/18/10)

JENNINGS CAREER STATISTICS

Year	GP-GS	FG-FGA	Pct	3FG-FGA	Pct	FT-FTA	Pct	O-D-T (Reb.)	Avg	PF	FO	Ast	TO	Blk	Stl	Pts	Avg
2008-09	30-4	30-77	.390	0-0	.000	11-24	.458	18-30-48	1.6	25	0	34	41	0	16	71	2.4
2009-10	13-0	9-32	.281	0-1	.000	1-4	.250	2-9-11	0.8	9	0	15	14	0	2	19	1.5
2010-11	11-2	18-44	.409	0-0	.000	11-22	.500	12-16-28	2.5	13	0	15	13	2	13	47	4.3
TOTAL	54-6	57-153	.373	0-1	.000	23-50	.460	32-55-87	1.6	47	0	64	68	2	31	137	2.5



Parrisha SIMMONS

#4

Junior • Guard • 6-0

Macon, Ga.

Southwest Macon High School

NOTES:

- Scored season-high 6 points vs. Purdue
- Returned to the starting lineup at George Washington after coming off the bench the previous four games
- Started and totaled five rebounds and two steals in the season-opener vs. Mercer
- A defensive and rebounding specialist
- Started in 22 of 31 games last season, averaging 3.1 points and 5.1 rebounds per game
- Finished the season ninth in the SEC in offensive rebounding with 2.8 per game

Opponent	Start	Min.	FG-A	3PT-A	FT-A	O-D-T	PF	Ast.	TO	Blk.	St.	Pts.
MERCER	*	19	0-1	0-0	1-6	4-1-5	1	3	0	0	2	1
FLORIDA STATE	*	13	1-2	0-0	0-0	0-1-1	1	0	0	0	0	2
DUKE	*	12	1-3	0-0	2-4	1-0-1	1	1	1	0	2	4
at South Florida	*	12	0-0	0-0	0-2	0-1-1	2	0	0	0	0	0
vs. Sacred Heart		13	2-3	0-0	1-4	3-1-4	0	2	0	0	1	5
vs. Seton Hall		21	1-4	0-0	2-5	2-3-5	1	1	0	0	1	4
SOUTH ALABAMA		16	0-4	0-0	5-6	4-2-6	2	0	2	0	1	5
TEMPLE		9	0-1	0-0	2-2	2-0-2	1	1	2	0	0	2
at George Washington	*	13	1-1	0-0	0-0	3-2-5	1	0	1	0	0	2
vs. Purdue	*	8	2-4	0-0	2-2	0-0-0	1	0	0	0	0	6
at Chicago State	*	27	0-1	0-0	3-9	3-5-8	0	0	3	1	0	3
ALABAMA A&M												
JACKSONVILLE STATE												
at Alabama												
FLORIDA												
at Vanderbilt												
OLE MISS												
LSU												
at Mississippi State												
TENNESSEE												
SOUTH CAROLINA												
at Kentucky												
MISSISSIPPI STATE												
at LSU												
at Arkansas												
ALABAMA												
at South Carolina												
at Georgia												
KENTUCKY												

SEASON HIGHS

Points		
6	vs. Purdue	(12/18/10)
Rebounds		
8	at Chicago State	(12/21/10)
Assists		
3	vs. Mercer	(11/12/10)
Blocks		
1	at Chicago State	(12/21/10)
Steals		
2	twice, last vs. Duke	(11/18/10)
Field Goals		
2	twice, last vs. Purdue	(12/18/10)
Field Goal Attempts		
4	3 times, last vs. Purdue	(12/18/10)
3-Point Field Goals		N/A
3-Point FG Attempts		N/A
Free Throws		
5	vs. South Alabama	(12/2/10)
Free Throw Attempts		
9	at Chicago State	(12/21/10)

CAREER HIGHS

Points		
9	twice, last vs. Vanderbilt	(1/21/10)
Rebounds		
12	vs. George Washington	(12/5/09)
Assists		
4	vs. Valparaiso	(12/28/09)
Blocks		
1	5 times, last vs. Ala. A&M	(11/17/09)
Steals		
2	6 times, last vs. Seton Hall	(11/27/10)
Field Goals		
4	twice, last at N.C. A&T	(12/1/09)
Field Goal Attempts		
7	vs. George Washington	(12/5/09)
3-Point Field Goals		N/A
3-Point FG Attempts		N/A
Free Throws		
5	vs. South Alabama	(12/2/10)
Free Throw Attempts		
9	at Chicago State	(12/21/10)

SIMMONS CAREER STATISTICS

Year	GP-GS	FG-FGA	Pct	3FG-FGA	Pct	FT-FTA	Pct	O-D-T (Reb.)	Avg	PF	FO	Ast	TO	Blk	Stl	Pts	Avg
2008-09	21-0	9-25	.360	0-0	.000	4-20	.200	20-36-56	2.7	13	0	12	14	4	6	22	1.0
2009-10	31-22	39-89	.435	0-0	.000	17-49	.347	88-71-159	5.1	51	0	34	43	1	16	95	3.1
2010-11	11-7	8-24	.333	0-0	.000	18-40	.450	22-16-38	3.5	11	0	8	9	1	7	34	3.1
TOTAL	63-29	56-138	.406	0-0	.000	39-109	.358	130-123-253	4.0	75	0	54	66	6	29	151	2.4



Blanche ALVERSON

#14

Sophomore • Forward/Center • 6-3

Andalusia, Ala.

Buford (Ga.) High School

NOTES:

- Has scored in double figures in five of the last six games
- Led Auburn with 16 points at George Washington, tying her career high
- Scored career-high 16 points, shooting 7-of-12 from the field, to lead Auburn against Florida State
- Scored Auburn's first field goal in the new Auburn Arena, a 3-pointer that came 56 seconds into the game against Mercer
- A deep shooting threat, she is also one of the most versatile players on the team because of her size and post skills
- Moved into a starting role by the end of her freshman season, starting 11 of the final 13 games
- Averaged 6.9 points per game, shooting 31.3 percent from beyond the arc

Opponent	Start	Min.	FG-A	3PT-A	FT-A	O-D-T	PF	Ast.	TO	Blk.	St.	Pts.
MERCER	*	25	3-10	3-9	2-2	1-2-3	0	3	2	0	1	11
FLORIDA STATE	*	31	7-12	2-3	0-0	2-0-2	4	0	0	0	1	16
DUKE	*	33	3-10	2-8	1-2	0-7-7	1	2	2	0	1	9
at South Florida	*	29	3-11	2-8	0-0	1-1-2	3	0	1	0	0	8
vs. Sacred Heart	*	18	1-5	0-2	0-0	0-1-1	1	0	2	0	0	2
vs. Seton Hall	*	17	4-8	0-3	4-5	2-1-3	1	2	3	0	0	12
SOUTH ALABAMA	*	21	3-4	1-2	0-0	0-2-2	2	3	2	1	0	7
TEMPLE	*	32	3-8	3-7	1-2	2-3-5	1	3	1	0	0	10
at George Washington	*	35	6-15	2-6	2-2	2-2-4	1	0	3	0	2	16
vs. Purdue	*	31	3-9	2-6	2-2	1-1-2	4	1	3	0	2	10
at Chicago State	*	33	4-12	1-4	4-5	2-4-6	2	1	1	0	1	13
ALABAMA A&M												
JACKSONVILLE STATE												
at Alabama												
FLORIDA												
at Vanderbilt												
OLE MISS												
LSU												
at Mississippi State												
TENNESSEE												
SOUTH CAROLINA												
at Kentucky												
MISSISSIPPI STATE												
at LSU												
at Arkansas												
ALABAMA												
at South Carolina												
at Georgia												
KENTUCKY												

SEASON HIGHS

Points

16 twice, last at GW (12/15/10)

Rebounds

7 vs. Duke (11/18/10)

Assists

3 3 times, last vs. Temple (12/4/10)

Blocks

1 vs. South Alabama (12/2/10)

Steals

2 twice, last vs. Purdue (12/18/10)

Field Goals

7 vs. Florida State (11/15/10)

Field Goal Attempts

15 at George Washington (12/15/10)

3-Point Field Goals

3 twice, last vs. Temple (12/4/10)

3-Point FG Attempts

9 vs. Mercer (11/12/10)

Free Throws

4 twice, last at Chicago State (12/21/10)

Free Throw Attempts

5 twice, last at Chicago State (12/21/10)

CAREER HIGHS

Points

16 twice, last at GW (12/15/10)

Rebounds

7 6 times, last vs. Duke (11/18/10)

Assists

5 twice, last vs. Florida (3/4/10)

Blocks

2 4 times, last vs. Kentucky (3/5/10)

Steals

2 twice, last at GW (12/15/10)

Field Goals

7 vs. Florida State (11/15/10)

Field Goal Attempts

15 at George Washington (12/15/10)

3-Point Field Goals

4 vs. Georgia Southern (11/24/09)

3-Point FG Attempts

9 vs. Mercer (11/12/10)

Free Throws

4 twice, last vs. Seton Hall (11/27/10)

Free Throw Attempts

5 vs. Seton Hall (11/27/10)

ALVERSON CAREER STATISTICS

Year	GP-GS	FG-FGA	Pct	3FG-FGA	Pct	FT-FTA	Pct	O-D-T (Reb.)	Avg	PF	FO	Ast	TO	Blk	Stl	Pts	Avg
2009-10	31-13	78-218	.358	40-128	.313	19-27	.704	26-92-118	3.8	39	1	51	44	17	15	215	6.9
2010-11	11-11	40-104	.385	18-58	.310	16-20	.800	13-24-37	3.4	18	0	14	18	1	6	114	10.4
TOTAL	42-24	118-322	.366	58-186	.312	35-47	.745	39-116-155	3.7	57	1	65	62	18	21	329	7.8



Morgan TOLES

#1

Sophomore • Guard • 5-9

Fayetteville, Ga.

Sandy Creek High School

NOTES:

- Returned to starting lineup at George Washington after coming off the bench the previous three games
- Tied her season-high with seven assists at George Washington and at Chicago State
- Scored in doubles figures in two of Auburn's first four games this season
- Ranks 6th all-time at Auburn in career assists per game with 4.5
- Named to the SEC All-Freshman Team last season
- Started 28 of 29 games at point guard, tallying 4.4 assists per game
- Her 128 assists tie for third all-time among Auburn freshmen
- Was the top-ranked freshman in the SEC in assists and assist-to-turnover ratio

Opponent	Start	Min.	FG-A	3PT-A	FT-A	O-D-T	PF	Asst.	TO	Blk.	Stl.	Pts.
MERCER	*	27	1-5	0-0	0-0	1-5-6	1	6	1	0	0	2
FLORIDA STATE	*	34	7-14	0-0	1-4	1-2-3	1	7	4	0	3	15
DUKE	*	28	5-10	0-0	2-4	2-0-2	3	5	4	0	2	12
at South Florida	*	27	0-4	0-1	3-4	0-2-2	1	3	1	0	0	3
vs. Sacred Heart	*	22	4-7	0-0	0-0	3-1-4	2	0	2	0	0	8
vs. Seton Hall		17	5-7	0-0	2-3	0-0-0	2	4	0	0	4	12
SOUTH ALABAMA		27	4-7	0-0	2-2	0-0-0	0	5	0	0	0	10
TEMPLE		23	0-6	0-0	0-0	1-3-4	2	4	2	0	1	0
at George Washington	*	24	1-8	0-0	1-2	2-2-4	2	7	2	0	2	3
vs. Purdue	*	27	3-9	0-1	0-1	1-1-2	0	5	2	0	2	6
at Chicago State	*	33	6-14	0-0	2-2	1-3-4	1	7	1	0	1	14
ALABAMA A&M												
JACKSONVILLE STATE												
at Alabama												
FLORIDA												
at Vanderbilt												
OLE MISS												
LSU												
at Mississippi State												
TENNESSEE												
SOUTH CAROLINA												
at Kentucky												
MISSISSIPPI STATE												
at LSU												
at Arkansas												
ALABAMA												
at South Carolina												
at Georgia												
KENTUCKY												

TOLES CAREER STATISTICS

Year	GP-GS	FG-FGA	Pct	3FG-FGA	Pct	FT-FTA	Pct	O-D-T (Reb.)	Avg	PF	FO	Asst	TO	Blk	Stl	Pts	Avg
2009-10	29-28	94-223	.422	1-6	.167	31-58	.534	23-66-89	3.1	51	0	128	101	2	28	220	7.6
2010-11	11-8	36-91	.396	0-2	.000	13-22	.591	12-19-31	2.8	15	0	53	19	0	15	85	7.7
TOTAL	40-36	130-314	.414	1-8	.125	44-80	.550	35-85-120	3.0	66	0	181	120	2	43	305	7.6

SEASON HIGHS

Points

15 vs. Florida State (11/15/10)

Rebounds

6 vs. Mercer (11/12/10)

Assists

7 3 times, last at Chicago St. (12/21/10)

Blocks

N/A

Steals

4 vs. Seton Hall (11/27/10)

Field Goals

7 vs. Florida State (11/15/10)

Field Goal Attempts

14 twice, last at Chicago State (12/21/10)

3-Point Field Goals

N/A

3-Point FG Attempts

1 at South Florida (11/15/10)

Free Throws

2 3 times, last at Chicago St. (12/21/10)

Free Throw Attempts

4 twice, last vs. Duke (11/18/10)

CAREER HIGHS

Points

17 at LSU (1/10/10)

Rebounds

6 3 times, last vs. Mercer (11/12/10)

Assists

10 vs. Georgia (1/31/10)

Blocks

1 Twice, last vs. Kentucky (3/5/10)

Steals

3 twice, last vs. Florida State (11/15/10)

Field Goals

7 twice, last vs. Florida State (11/15/10)

Field Goal Attempts

15 at Florida (1/7/10)

3-Point Field Goals

1 at LSU (1/10/10)

3-Point FG Attempts

1 7 times, last vs. Seton Hall (11/27/10)

Free Throws

4 vs. LSU (2/14/10)

Free Throw Attempts

6 at Florida (1/7/10)



Pascale WEST

#20

Sophomore • Center • 6-8

LaGrange, Ga.

Troup County Comprehensive High School

NOTES:

- Came off the bench in the season-opener vs. Mercer, tying her career high with 4 points
- Is the tallest player in the SEC
- Saw limited action in 24 games as a freshman, averaging 0.8 points and 1.3 rebounds per game
- Averaged 0.9 blocks per game, ranking 12th in the SEC
- Her 22 blocks rank her ninth all-time among Auburn freshmen

Opponent	Start	Min.	FG-A	3PT-A	FT-A	O-D-T	PF	Ast.	TO	Blk.	St.	Pts.
MERCER		8	2-3	0-0	0-0	0-1-1	4	0	0	0	0	4
FLORIDA STATE		2	0-0	0-0	0-0	0-0-0	0	0	0	0	0	0
DUKE		3	1-1	0-0	0-0	0-0-0	0	0	0	0	0	2
at South Florida						---	DNP - COACHES' DECISION ---					
vs. Sacred Heart		5	0-1	0-0	0-2	0-0-0	1	0	0	0	0	0
vs. Seton Hall		7	0-0	0-0	1-2	0-0-0	1	0	1	0	0	1
SOUTH ALABAMA						---	DNP - COACHES' DECISION ---					
TEMPLE						---	DNP - COACHES' DECISION ---					
at George Washington						---	DNP - COACHES' DECISION ---					
vs. Purdue		8	0-0	0-0	0-0	1-2-3	4	0	1	0	1	0
at Chicago State						---	DNP - COACHES' DECISION ---					
ALABAMA A&M												
JACKSONVILLE STATE												
at Alabama												
FLORIDA												
at Vanderbilt												
OLE MISS												
LSU												
at Mississippi State												
TENNESSEE												
SOUTH CAROLINA												
at Kentucky												
MISSISSIPPI STATE												
at LSU												
at Arkansas												
ALABAMA												
at South Carolina												
at Georgia												
KENTUCKY												

SEASON HIGHS


Points		
4	vs. Mercer	(11/12/10)
Rebounds		
3	vs. Purdue	(12/18/10)
Assists		N/A
Blocks		N/A
Steals		
1	vs. Purdue	(12/18/10)
Field Goals		
2	vs. Mercer	(11/12/10)
Field Goal Attempts		
3	vs. Mercer	(11/12/10)
3-Point Field Goals		N/A
3-Point FG Attempts		N/A
Free Throws		
1	vs. Seton Hall	(11/27/10)
Free Throw Attempts		
2	twice, last vs. Seton Hall	(11/27/10)

CAREER HIGHS

Points		
4	3 times, last vs. Mercer	(11/12/10)
Rebounds		
5	vs. Alabama A&M	(11/19/09)
Assists		
1	twice, last at N.C. A&T	(12/1/09)
Blocks		
7	vs. Alabama A&M	(11/19/09)
Steals		
1	6 times, last vs. Kentucky	(2/28/10)
Field Goals		
2	3 times, last vs. Mercer	(11/12/10)
Field Goal Attempts		
4	at North Carolina A&T	(12/1/09)
3-Point Field Goals		N/A
3-Point FG Attempts		N/A
Free Throws		
1	5 times, last vs. Seton Hall	(11/27/10)
Free Throw Attempts		
4	vs. Florida A&M	(11/28/09)

WEST CAREER STATISTICS

Year	GP-GS	FG-FGA	Pct	3FG-FGA	Pct	FT-FTA	Pct	O-D-T (Reb.)	Avg	PF	FO	Ast	TO	Blk	Stl	Pts	Avg
2009-10	24-0	7-15	.467	0-0	.000	4-11	.364	9-23-32	1.3	31	0	5	14	22	6	18	0.8
2010-11	6-0	3-5	.600	0-0	.000	1-4	.250	1-3-4	0.7	10	0	0	2	0	1	7	1.2
TOTAL	30-0	10-20	.500	0-0	.000	5-15	.333	10-26-36	1.2	41	0	5	16	22	7	25	0.8



Peyton DAVIS

#34

Freshman • Center • 6-5

Birmingham, Ala.

Mortimer Jordan High School

NOTES:

- Played season-high 12 minutes vs. Seton Hall, scoring 4 points with 3 rebounds
- Came off the bench, scoring 3 points with a block vs. Mercer in the season-opener
- A two-sport star athlete in high school, also fielded several NCAA Division I volleyball offers
- Ranked as the 27th-best post prospect in the nation by ESPN HoopGurlz
- Holds a black belt in Taekwondo
- Older brother Dylan is a sophomore at Auburn and competes on the crew team

Opponent	Start	Min.	FG-A	3PT-A	FT-A	O-D-T	PF	Ass.	TO	Blk.	St.	Pts.
MERCER	3		0-1	0-0	3-4	0-0-0	2	0	0	1	0	3
FLORIDA STATE	1		0-0	0-0	0-0	0-0-0	0	0	0	0	0	0
DUKE	2		0-0	0-0	0-0	0-0-0	2	0	0	0	0	0
at South Florida	4		0-1	0-0	0-0	1-2-3	1	0	1	0	0	0
vs. Sacred Heart	3		0-1	0-0	0-0	0-0-0	0	0	0	0	0	0
vs. Seton Hall	12		2-5	0-0	0-1	2-1-3	3	1	1	0	0	4
SOUTH ALABAMA						---	DNP - COACHES' DECISION ---					
TEMPLE						---	DNP - COACHES' DECISION ---					
at George Washington	3		0-1	0-0	1-2	1-0-1	1	0	0	0	0	1
vs. Purdue	3		0-1	0-0	0-0	0-0-0	0	0	0	0	0	0
at Chicago State	2		0-2	0-0	0-0	1-0-1	1	0	0	0	0	0
ALABAMA A&M												
JACKSONVILLE STATE												
at Alabama												
FLORIDA												
at Vanderbilt												
OLE MISS												
LSU												
at Mississippi State												
TENNESSEE												
SOUTH CAROLINA												
at Kentucky												
MISSISSIPPI STATE												
at LSU												
at Arkansas												
ALABAMA												
at South Carolina												
at Georgia												
KENTUCKY												

DAVIS CAREER STATISTICS

Year	GP-GS	FG-FGA	Pct	3FG-FGA	Pct	FT-FTA	Pct	O-D-T (Reb.)	Avg	PF	FO	Ass	TO	Blk	Stl	Pts	Avg
2010-11	9-0	2-12	.167	0-0	.000	4-7	.571	5-3-8	0.9	10	0	1	2	1	0	8	0.9
TOTAL	9-0	2-12	.167	0-0	.000	4-7	.571	5-3-8	0.9	10	0	1	2	1	0	8	0.9

CAREER HIGHS

Points

4 vs. Seton Hall (11/27/10)

Rebounds

3 twice, last vs. Seton Hall (11/27/10)

Assists

1 vs. Seton Hall (11/27/10)

Blocks

1 vs. Mercer (11/12/10)

Steals

N/A

Field Goals

2 vs. Seton Hall (11/27/10)

Field Goal Attempts

5 vs. Seton Hall (11/27/10)

3-Point Field Goals

N/A

3-Point FG Attempts


N/A

Free Throws

3 vs. Mercer (11/12/10)

Free Throw Attempts

4 vs. Mercer (11/12/10)



Camille GLYMPH

#22

Freshman • Guard • 5-10


Greenville, S.C.

J.L. Mann High School

NOTES:

- Ranked as the No. 52 overall prospect in the country and No. 13 guard prospect by ESPN HoopGurlz
- Led her high school to two state championships
- Nominated to McDonald's All-America High School game

Opponent	Start	Min.	FG-A	3PT-A	FT-A	O-D-T	PF	Asst.	TO	Blk.	St.	Pts.
MERCER						--- DNP - INJURED ---						
FLORIDA STATE						--- DNP - INJURED ---						
DUKE						--- DNP - INJURED ---						
at South Florida						--- DNP - INJURED ---						
vs. Sacred Heart						--- DNP - INJURED ---						
vs. Seton Hall						--- DNP - INJURED ---						
SOUTH ALABAMA						--- DNP - INJURED ---						
TEMPLE						--- DNP - INJURED ---						
at George Washington						--- DNP - INJURED ---						
vs. Purdue						--- DNP - INJURED ---						
at Chicago State						--- DNP - INJURED ---						
ALABAMA A&M												
JACKSONVILLE STATE												
at Alabama												
FLORIDA												
at Vanderbilt												
OLE MISS												
LSU												
at Mississippi State												
TENNESSEE												
SOUTH CAROLINA												
at Kentucky												
MISSISSIPPI STATE												
at LSU												
at Arkansas												
ALABAMA												
at South Carolina												
at Georgia												
KENTUCKY												



Courtney STRAIN

#11

Freshman • Guard • 5-9

Woodland, Ala.

Woodland High School

NOTES:

- Earned first collegiate start vs. Seton Hall, scoring 7 points
- Scored 3 points with 2 rebounds in collegiate debut vs. Mercer
- Broke the Alabama state scoring record as a junior, finished her career with 5,283 points - more than 1,000 than her nearest competitor
- Twice led the nation in scoring
- Was also a varsity cheerleader for six years, serving as captain as a senior
- Graduated as salutatorian of her graduating class

Opponent	Start	Min.	FG-A	3PT-A	FT-A	O-D-T	PF	Ass.	TO	Blk.	St.	Pts.
MERCER	7		1-3	1-1	0-0	1-1-2	0	0	1	0	1	3
FLORIDA STATE	4		1-1	0-0	0-0	0-1-1	1	0	1	0	0	2
DUKE	6		0-0	0-0	0-0	0-0-0	0	0	0	0	0	0
at South Florida						--- DNP - COACHES' DECISION ---						
vs. Sacred Heart	15		0-6	0-3	3-6	0-0-0	1	0	1	0	1	3
vs. Seton Hall	* 20		2-6	1-3	2-2	0-1-1	1	0	3	0	1	7
SOUTH ALABAMA	12		0-2	0-0	0-0	0-0-0	1	0	2	0	0	0
TEMPLE	2		0-2	0-0	0-0	0-0-0	0	0	0	0	0	0
at George Washington						--- DNP - COACHES' DECISION ---						
vs. Purdue	10		2-5	1-2	0-0	0-0-0	0	1	1	0	1	5
at Chicago State	2		0-1	0-1	0-0	0-0-0	0	0	0	0	0	0
ALABAMA A&M												
JACKSONVILLE STATE												
at Alabama												
FLORIDA												
at Vanderbilt												
OLE MISS												
LSU												
at Mississippi State												
TENNESSEE												
SOUTH CAROLINA												
at Kentucky												
MISSISSIPPI STATE												
at LSU												
at Arkansas												
ALABAMA												
at South Carolina												
at Georgia												
KENTUCKY												

STRAIN CAREER STATISTICS

Year	GP-GS	FG-FGA	Pct	3FG-FGA	Pct	FT-FTA	Pct	O-D-T (Reb.)	Avg	PF	FO	Ass	TO	Blk	Stl	Pts	Avg
2010-11	9-1	6-26	.231	3-10	.300	5-8	.625	1-3-4	0.4	4	0	1	8	0	4	20	2.2
TOTAL	9-1	6-26	.231	3-10	.300	5-8	.625	1-3-4	0.4	4	0	1	8	0	4	20	2.2

CAREER HIGHS

Points

7 vs. Seton Hall (11/27/10)

Rebounds

2 vs. Mercer (11/12/10)

Assists

1 vs. Purdue (12/18/10)

Blocks

1 vs. Mercer (11/12/10)

Steals

1 4 times, last vs. Purdue (12/18/10)

Field Goals

2 twice, last vs. Purdue (12/18/10)

Field Goal Attempts

6 twice, last vs. Seton Hall (11/27/10)

3-Point Field Goals

1 3 times, last vs. Purdue (12/18/10)

3-Point FG Attempts


3 twice, last vs. Seton Hall (11/27/10)

Free Throws

3 vs. Sacred Heart (11/26/10)

Free Throw Attempts

6 vs. Sacred Heart (11/26/10)



Tyrese TANNER

#32

Freshman • Forward • 6-2

Birmingham, Ala.

Hoover High School

NOTES:

- Came off the bench to score career-high 15 points at Chicago State, leading Auburn to the come-from-behind victory
- Made first collegiate start vs. Seton Hall, went on to start the next two games
- Named to Junkanoo Jam All-Tournament Team
- Scored 4 points with 3 rebounds in collegiate debut vs. Mercer
- Ranked as the No. 75 overall prospect and No. 13 wing prospect in the country by ESPN HoopGurlz
- Selected to McDonald's All-America game but sat out because of injury
- Named Alabama 6A Player of the Year as a senior

Opponent	Start	Min.	FG-A	3PT-A	FT-A	O-D-T	PF	Ast.	TO	Blk.	St.	Pts.
MERCER		10	1-7	1-4	1-2	2-1-3	1	2	1	1	0	4
FLORIDA STATE		2	0-2	0-0	0-0	1-0-1	0	0	0	0	1	0
DUKE		8	2-4	2-4	0-0	0-1-1	1	0	1	0	0	6
at South Florida		19	1-3	0-0	0-0	1-2-3	4	3	1	1	0	2
vs. Sacred Heart		21	4-8	0-2	2-3	1-1-2	1	0	1	0	3	10
vs. Seton Hall	*	20	1-7	0-2	0-3	2-3-5	3	1	4	0	2	2
SOUTH ALABAMA	*	15	2-3	0-1	1-2	1-3-4	3	0	1	2	1	5
TEMPLE	*	8	0-1	0-0	0-0	1-1-2	1	0	1	0	0	0
at George Washington		14	0-2	0-0	0-0	3-2-5	0	0	2	1	0	0
vs. Purdue		12	1-4	0-1	2-2	2-0-2	0	0	0	1	0	4
at Chicago State		12	4-6	0-0	6-6	0-1-1	2	0	0	0	1	15
ALABAMA A&M												
JACKSONVILLE STATE												
at Alabama												
FLORIDA												
at Vanderbilt												
OLE MISS												
LSU												
at Mississippi State												
TENNESSEE												
SOUTH CAROLINA												
at Kentucky												
MISSISSIPPI STATE												
at LSU												
at Arkansas												
ALABAMA												
at South Carolina												
at Georgia												
KENTUCKY												

TANNER CAREER STATISTICS

Year	GP-GS	FG-FGA	Pct	3FG-FGA	Pct	FT-FTA	Pct	O-D-T (Reb.)	Avg	PF	FO	Asst	TO	Blk	Stl	Pts	Avg
2010-11	11-3	16-47	.340	4-15	.267	12-18	.667	14-15-29	2.6	16	0	6	12	6	8	48	4.4
TOTAL	11-3	16-47	.340	4-15	.267	12-18	.667	14-15-29	2.6	16	0	6	12	6	8	48	4.4

CAREER HIGHS

Points	15	at Chicago State	(12/21/10)
Rebounds	5	twice, last at GW	(12/15/10)
Assists	3	at South Florida	(11/22/10)
Blocks	2	vs. South Alabama	(12/2/10)
Steals	3	vs. Sacred Heart	(11/26/10)
Field Goals	4	twice, last at Chicago State	(12/21/10)
Field Goal Attempts	8	vs. Sacred Heart	(11/26/10)
3-Point Field Goals	2	vs. Duke	(11/18/10)
3-Point FG Attempts	4	twice, last vs. Duke	(11/18/10)
Free Throws	6	at Chicago State	(12/21/10)
Free Throw Attempts	6	at Chicago State	(12/21/10)



Jassany WILLIAMS

#25

Freshman • Forward • 6-2

Davie, Fla.

Nova High School

NOTES:

- Came off the bench to score career high 13 points vs. South Alabama
- Has played at least 10 minutes per game in nine of the first 11 games, emerging as the first player off the bench
- Ranked as the No. 59 overall prospect and No. 7 post prospect in the country by ESPN HoopGurlz
- Led her high school to first-ever state championship appearance, finishing runner-up
- Runner-up for Florida 5A Player of the Year

Opponent	Start	Min.	FG-A	3PT-A	FT-A	O-D-T	PF	Ass.	TO	Blk.	St.	Pts.
MERCER	18		4-13	0-0	1-2	5-1-6	3	0	1	2	2	9
FLORIDA STATE	26		2-6	0-0	1-2	1-2-3	5	0	3	2	3	5
DUKE	16		0-2	0-0	0-0	1-1-2	1	0	2	0	0	0
at South Florida	10		1-6	0-0	0-0	2-1-3	1	0	2	0	0	2
vs. Sacred Heart	8		0-3	0-0	0-0	0-2-2	2	0	0	0	0	0
vs. Seton Hall	18		3-4	0-0	2-2	3-4-7	2	1	0	2	0	8
SOUTH ALABAMA	23		5-7	0-0	3-6	2-2-4	1	0	0	0	0	13
TEMPLE	5		0-2	0-0	0-0	0-0-0	1	0	1	0	1	0
at George Washington	12		2-6	0-0	1-2	2-2-4	0	0	2	1	1	5
vs. Purdue	17		1-3	0-0	0-2	2-3-5	2	0	0	1	2	2
at Chicago State	10		1-2	0-0	0-0	0-1-1	3	0	0	2	1	2
ALABAMA A&M												
JACKSONVILLE STATE												
at Alabama												
FLORIDA												
at Vanderbilt												
OLE MISS												
LSU												
at Mississippi State												
TENNESSEE												
SOUTH CAROLINA												
at Kentucky												
MISSISSIPPI STATE												
at LSU												
at Arkansas												
ALABAMA												
at South Carolina												
at Georgia												
KENTUCKY												

WILLIAMS CAREER STATISTICS

Year	GP-GS	FG-FGA	Pct	3FG-FGA	Pct	FT-FTA	Pct	O-D-T (Reb.)	Avg	PF	FO	Ass	TO	Blk	Stl	Pts	Avg
2010-11	11-0	19-54	.352	0-0	.000	8-16	.500	18-19-37	3.4	21	1	1	11	10	10	46	4.2
TOTAL	11-0	19-54	.352	0-0	.000	8-16	.500	18-19-37	3.4	21	1	1	11	10	10	46	4.2

CAREER HIGHS

Points

13 vs. South Alabama (12/2/10)

Rebounds

7 vs. Seton Hall (11/27/10)

Assists

1 vs. Seton Hall (11/27/10)

Blocks

2 4 times, last at Chicago St. (12/21/10)

Steals

3 vs. Florida State (11/15/10)

Field Goals

5 vs. South Alabama (12/2/10)

Field Goal Attempts

13 vs. Mercer (11/12/10)

3-Point Field Goals

N/A

3-Point FG Attempts

N/A

Free Throws

3 vs. South Alabama (12/2/10)

Free Throw Attempts

6 vs. South Alabama (12/2/10)

Game 4: Nov. 22, 2010
Auburn 49, South Florida 67
Sun Dome
Tampa, Fla.

Official Basketball Box Score -- Game Totals -- Final Statistics
 Auburn vs South Florida
 11-22-10 7 P.M. at USF Sun Dome, Tampa, Fla.

VISITORS: Auburn (1-3)

#	Player	fg-fga	3fg-fga	ft-fa	rebounds		pf	tp	a	to	blk	s	min
					of	de							
14	Alverson, Blanche*	3-11	2-8	0-0	1	1	2	3	8	0	1	0	29
21	Greenleaf, Jordan*	5-13	0-0	3-4	7	3	10	0	13	1	3	1	38
01	Toles, Morgan*	0-4	0-1	3-4	0	2	2	1	3	3	1	0	27
04	Simmons, Parrisha*	0-0	0-0	0-2	0	1	1	2	0	0	0	0	12
05	Smalley, Alli*	1-11	0-4	2-3	0	0	2	4	0	0	0	0	22
02	Jennings, Morgan	0-4	0-0	1-2	2	1	3	1	1	2	1	0	16
23	Hilliard, Chantel	7-9	0-0	2-2	4	3	7	1	16	0	0	0	23
25	Williams, Jassany	1-6	0-0	0-0	2	1	3	1	2	0	2	0	10
32	Tanner, Tyrese	1-3	0-0	0-0	1	2	3	4	2	3	1	1	0
34	Davis, Peyton	0-1	0-0	0-0	1	2	3	1	0	0	1	0	4
TEAM						4	1	5					
Totals.....		18-62	2-13	11-17	22	17	39	16	49	9	10	2	1 200

HOME: South Florida (3-2)

#	Player	fg-fga	3fg-fga	ft-fa	rebounds		pf	tp	a	to	blk	s	min
					of	de							
04	CONNER, Tiffany*	2-4	1-2	2-2	1	3	4	2	7	3	2	1	0 22
11	GRANT, Porche*	4-5	0-0	0-0	1	6	7	3	8	0	3	4	1 30
01	WYNNE, Jasmine*	1-2	0-0	2-3	1	4	5	3	4	3	2	1	1 30
03	SAUNDERS, Kanisha*	2-8	1-2	0-0	0	1	1	5	7	1	0	2	32
21	SMITH, Andrea*	12-22	8-13	1-2	2	3	5	2	33	2	1	0	0 38
02	DOOMES-STEPHENS, L.	0-1	0-1	0-0	1	0	1	2	0	0	0	0	12
12	SMITH, Andreell	0-2	0-1	0-1	0	2	2	1	0	4	0	0	15
22	FLOWERS, Aleshia	0-0	0-0	0-0	0	1	1	0	0	0	0	0	0+
30	EKSTROM, Salla	0-0	0-0	0-0	0	0	0	0	0	0	0	0	0+
32	MC DONALD, Akila	0-0	0-0	0-1	2	2	4	1	0	0	1	1	0 10
33	CARN, Daleisha	5-5	0-0	0-0	0	1	1	0	10	2	1	0	0 11
TEAM						1	3	4					
Totals.....		26-49	10-19	5-9	9	26	35	15	67	21	11	7	4 200

Officials: Dennis DeMayo, Luis Gonzalez, Amy Bonner

Technical fouls: Auburn-None. USF-None.

Attendance: 1106

Score by Periods	1st	2nd	Total
Auburn	24	25	49
South Florida	36	31	67

TAMPA - Playing on the road for the first time this season, the Auburn women's basketball team struggled from the field, shooting 29 percent, as South Florida pulled out the 67-49 win. Junior Chantel Hilliard scored 16 points off the bench to lead the Tigers in the loss.

South Florida scored 22 of the first 25 points of the game, taking a 22-3 lead with 12:01 to go in the first half. The Tigers were able to get back on their feet, out-scoring USF 21-14 during the rest of the period to cut the Bull lead to 12 at halftime, 36-24.

Auburn came out of the locker room on a mission, scoring the first eight points, four from Hilliard, to cut the lead to four in the first three minutes of the second half, forcing USF to call at timeout at the 17:23 mark. That would be as close as the Tigers would come, though, as the Bulls came out of the timeout scoring the next four points to put its lead back to eight.

Led by 10 second-half points each from Hilliard and senior Jordan Greenleaf, Auburn was able to keep the South Florida lead in single digits for most of the remainder of the half.

A Hilliard layup cut the lead to seven with 7:58 to play, but that is as close as Auburn would get in the final minutes as USF's Andrea Smith answered with a 3-pointer, one of her eight on the night, to build the lead back to 10 with 6:47 to go.

Smith's 3-pointer opened up a 16-5 USF run to finish the game, building the lead back to as much as 19 points as the Bulls cruised to the 67-49 win. Smith would go on to score a game-high 33 points.

Game 5: Nov. 26, 2010
Auburn 53, Sacred Heart 65
St. Georges High School
Freeport, Bahamas
Junkanoo Jam

Official Basketball Box Score -- Game Totals -- Final Statistics
 Sacred Heart vs Auburn
 11-26-10 1 p.m. at Freeport, Bahamas

VISITORS: Sacred Heart (2-2)

#	Player	fg-fga	3fg-fga	ft-fa	rebounds		pf	tp	a	to	blk	s	min
					of	de							
01	NORMAN, Ericka*	1-4	1-3	2-2	2	3	5	2	5	2	2	0	3 24
03	EVANS, Kiley*	4-8	0-0	5-9	3	3	6	2	13	0	7	1	1 33
15	MERRIMAN, Morgan*	2-3	0-0	1-1	1	1	2	4	5	1	4	1	0 32
20	TAYLOR, Callan*	5-10	3-6	0-0	6	6	5	13	2	5	0	2	24
35	APD, Aliso*	6-12	2-4	1-2	2	4	6	2	15	0	7	0	1 33
04	COSGROVE, Maggie	4-6	2-3	0-0	0	2	2	2	10	3	2	0	0 26
23	REILLY, Maureen	2-4	0-1	0-0	0	5	5	2	4	1	0	1	0 25
32	CAMPBELL, Alexis	0-0	0-0	0-0	0	1	0	0	0	0	0	0	0 3
TEAM						9	9						
Totals.....		24-47	8-17	9-14	8	34	42	19	65	9	27	3	7 200

HOME: Auburn (1-4)

#	Player	fg-fga	3fg-fga	ft-fa	rebounds		pf	tp	a	to	blk	s	min
					of	de							
01	Toles, Morgan*	4-7	0-0	0-0	3	1	4	2	8	0	2	0	0 22
05	Smalley, Alli*	5-13	2-5	0-0	1	4	5	1	12	1	2	0	2 28
14	Alverson, Blanche*	1-5	0-2	0-0	0	1	1	1	2	0	2	0	0 18
21	Greenleaf, Jordan*	1-7	0-0	2-4	6	1	7	2	4	4	3	1	1 32
23	Hilliard, Chantel*	2-5	0-0	1-2	1	2	3	0	5	1	2	0	0 19
02	Jennings, Morgan	1-5	0-0	2-2	1	1	2	1	4	0	2	0	1 15
04	Simmons, Parrisha	2-3	0-0	1-4	3	1	4	0	5	2	0	0	1 13
11	Strain, Courtney	0-6	0-3	3-6	0	0	0	1	3	0	1	0	1 15
20	West, Pascale	0-1	0-0	0-2	0	0	0	1	0	0	0	0	0 5
25	Williams, Jassany	0-3	0-0	0-0	0	2	2	2	0	0	0	0	0 9
32	Tanner, Tyrese	4-8	0-2	2-3	1	1	2	1	10	0	1	0	3 21
34	Davis, Peyton	0-1	0-0	0-0	0	0	0	0	0	0	0	0	0 3
TEAM						4	4						
Totals.....		20-64	2-12	11-23	16	18	34	12	53	8	15	1	9 200

Officials: Joanne Aldridge, Wesley Dean, Shelly Nakasone

Technical fouls: Sacred Heart-None. Auburn-None.

Attendance: 371

Score by Periods	1st	2nd	Total
Sacred Heart	38	27	65
Auburn	18	35	53

First Game of 2010 Junkanoo Jam

FREEPORT, Bahamas - The Auburn women's basketball team struggled from the field Nov. 26, shooting 31.3 percent as the Tigers fell to Sacred Heart, 65-53, in the first game of the 2010 Junkanoo Jam in Freeport, Bahamas.

Senior Alli Smalley led the Tigers in scoring with 12 points while freshman Tyrese Tanner came off the bench for 10 points and three steals. Jordan Greenleaf pulled down a team-high seven rebounds.

After playing only six minutes in the first half, Tanner came off the bench and played 15 of the 20 minutes in the second half, scoring all 10 of her points in the period. She was also big in the Auburn press, forcing three turnovers late in the game.

After taking a 38-18 lead at halftime, Sacred Heart came out on fire in the second half, extending its lead to 32 with 9:27 left thanks 23-11 run to open the half. Auburn responded by turning on its defense in the last nine minutes, forcing 12 turnovers while holding the Pioneers to only four points.

The run allowed Auburn to cut the Sacred Heart lead to 12, down from 32, by the end of the game, but it was cut short as the Tigers lost, 65-53.

For the game, Auburn forced 27 Pioneer turnovers, gathering nine steals, but the Tigers lost the rebounding battle, 42-34. Sacred Heart shot 51.1 percent for the game and 47.1 percent of its free throws.

Game 6: Nov. 27, 2010
Auburn 85, Seton Hall 51
St. Georges High School
Freeport, Bahamas
Junkanoo Jam

Official Basketball Box Score -- Game Totals -- Final Statistics
 Auburn vs Seton Hall
 11-27-10 1 p.m. at Freeport, Bahamas

VISITORS: Auburn (2-4)

#	Player	fg-fga	3fg-fga	ft-fa	rebounds		pf	tp	a	to	blk	s	min
					of	de							
05	Smalley, Alli*	6-10	3-4	0-0	0	0	0	15	4	2	0	1	19
11	Strain, Courtney*	2-6	1-3	2-2	0	1	1	1	7	0	3	0	1 20
14	Alverson, Blanche*	4-8	0-3	4-5	2	1	3	1	12	2	3	0	0 17
21	Greenleaf, Jordan*	1-2	0-0	0-0	1	1	2	1	2	1	1	0	0 21
32	Tanner, Tyrese*	1-7	0-2	0-3	2	3	5	3	2	1	4	0	2 20
01	Toles, Morgan	5-7	0-0	2-3	0	0	0	2	12	4	0	0	4 17
02	Jennings, Morgan	7-7	0-0	0-1	0	4	4	2	14	1	1	0	2 19
04	Simmons, Parrisha	1-4	0-0	2-5	2	3	5	1	4	1	0	0	1 21
20	West, Pascale	0-0	0-0	1-2	0	0	0	1	1	0	1	0	0 7
23	Hilliard, Chantel	2-4	0-0	0-0	0	1	1	1	4	0	0	0	1 9
25	Williams, Jassany	3-4	0-0	2-2	3	4	7	2	8	1	0	2	0 18
34	Davis, Peyton	2-5	0-0	0-1	2	1	3	3	4	1	1	0	0 12
TEAM						1	4	5					
Totals.....		34-64	4-12	13-24	13	23	36	18	85	16	17	2	12 200

HOME: Seton Hall (3-4)

#	Player	fg-fga	3fg-fga	ft-fa	of	de	tot	tp	a	to	blk	s	min
11	SIMMONS, Ka-Deidre*	2-10	0-5	4-4	0	1	1	3	8	3	7	0	2 33
22	GREEN, Terry*	1-4	1-2	0-0	1	0	1	1	3	0	2	0	0 11
23	CREW, Jasmine*	1-8	1-2	0-0	0	7	7	2	3	2	7	0	2 30
25	WOOD, Whitney*	2-2	2-2	0-0	1	1	2	1	6	0	1	0	0 21
33	ASHMEADE, Tajay*	2-3	0-0	2-4	5	4	9	4	6	0	6	1	0 21
01	SWABY, Elaine	2-4	0-0	1-3	1	2	0	5	1	1	0	0	9
02	MORRIS, Brittany	1-6	1-4	1-2	1	0	1	4	4	1	1	0	1 13
13	MASEKO, Alexandra	2-5	0-0	4-4	2	1	3	2	8	0	2	0	0 24
15	JOHNSON, Jazzmine	2-4	2-3	0-0	2	0	2	2	6	0	1	0	0 16
21	BLACKMAN, Tiffani	1-1	0-0	0-1	0	0	0	0	2	0	0	0	0 6
34	HENRY, Nicosia	0-4	0-0	0-0	2	1	3	3	0	3	0	1	16
	TEAM				1	6	7						
	Totals.....	16-51	7-18	12-16	22	38	22	51	7	31	1	6	200

Game 7: Dec. 2, 2010
Auburn 75, South Alabama 70
Auburn Arena
Auburn, Ala.

Official Basketball Box Score -- Game Totals -- Final Statistics

South Alabama vs Auburn

12-02-10 6 p.m. at Auburn, Ala. -- Auburn Arena

VISITORS: South Alabama (3-4)

#	Player	fg-fga	3fg-fga	ft-fa	rebounds			pf	tp	a	to	blk	s	min
					of	de	tot							
21	Shelter, Christian*	4-8	1-2	2-2	0	2	2	5	11	0	1	0	0	20
24	Ammons, Taylor*	8-16	0-0	1-2	2	6	8	1	17	0	0	1	0	33
01	Peterson, Sarda*	4-5	2-2	0-1	0	1	1	2	10	4	2	0	0	27
10	Banks, Siedah*	3-6	0-1	3-4	0	3	3	1	9	4	3	0	0	32
15	Rutledge, Brittney*	3-6	3-5	0-0	0	3	3	4	9	3	3	0	0	19
03	Walker, Lauren	0-0	0-0	0-0	0	0	0	0	0	0	0	0	0	6
04	Simmons, Vanessa	0-1	0-0	0-0	0	0	0	1	0	0	2	0	0	8
05	Robertson, Ronneka	1-3	0-0	0-0	0	1	1	2	0	1	0	0	0	7
23	Nixon, Mary	2-4	0-0	1-2	6	2	8	3	5	1	4	0	0	21
25	Cherizol, Veronica	0-1	0-0	0-0	0	4	4	1	0	1	1	1	0	19
33	El, Mansa	2-3	1-2	2-2	0	0	0	1	7	1	0	0	0	8
TEAM					1	5	6							
Totals.....		27-53	7-12	9-13	9	27	36	20	70	14	17	2	0	200

HOME: Auburn (3-4)

#	Player	fg-fga	3fg-fga	ft-fa	rebounds			pf	tp	a	to	blk	s	min
					of	de	tot							
14	Alverson, Blanche*	3-4	1-2	0-0	0	2	2	2	7	3	2	1	0	21
21	Greenleaf, Jordan*	4-10	0-1	3-4	4	5	9	2	11	3	2	2	3	32
32	Tanner, Tyrese*	2-3	0-1	1-2	1	3	4	3	5	0	1	2	1	15
02	Jennings, Morgan*	2-6	0-0	0-2	0	2	2	3	4	1	0	1	2	17
05	Smalley, Alli*	5-15	1-3	4-4	0	1	1	2	15	1	1	0	2	26
01	Toles, Morgan	4-7	0-0	2-2	0	0	0	10	5	0	0	0	0	27
04	Simmons, Parrisha	0-4	0-0	5-6	4	2	6	2	5	0	2	0	1	16
11	Strain, Courtney	0-2	0-0	0-0	0	0	0	1	0	0	1	0	0	12
23	Hilliard, Chantel	2-4	0-0	1-2	1	0	1	3	5	0	0	0	0	11
25	Williams, Jassany	5-7	0-0	3-6	2	2	4	1	13	0	0	0	0	23
TEAM					2	2	4							
Totals.....		27-62	2-7	19-28	14	19	33	19	75	13	9	6	9	200

Officials: Joe Cunningham (R), Eddie Novak (U1), Troy Winders (U2)

Technical fouls: South Alabama-None. Auburn-None.

Attendance: 2006

Score by Periods	1st	2nd	Total
South Alabama	31	39	70
Auburn	42	33	75

AUBURN - Senior Alli Smalley scored a team-high 15 points, followed by a career-high 13 from freshman Jassany Williams as the Auburn women's basketball team pulled out the 75-70 win over in-state rival South Alabama. The win was the 24th win in a row for the Tigers over the Jaguars.

Auburn led by 11 at the half, but saw the lead slip away with South Alabama taking the lead with 14:03 left in the game. The Tigers bounced back, building its lead back to 10 before taking the five-point win.

Auburn used a 10-player rotation with everyone that played accounting for at least 11 minutes of action. Only senior Jordan Greenleaf, who played 32 minutes, topped the 30-minute mark. With the rotation, Auburn was able to get use out of its bench, out-scoring the South Alabama bench, 33-14.

The Tigers again used their defense to pull out the win, using nine steals to force 17 South Alabama turnovers, scoring 17 points off the turnovers. The Tigers also blocked six shots.

Senior Jordan Greenleaf led Auburn on the blocks, pulling down a game-high nine rebounds with her 11 points. She also tallied two blocks and a team-high three steals.

South Alabama was led by Taylor Ammons with 17 points and eight rebounds. Christian Shelter added 11 for the Jaguars while Sarda Banks chipped in 10 with four assists.

Game 8: Dec. 4, 2010
Auburn 61, Temple 61
Auburn Arena
Auburn, Ala.

Official Basketball Box Score -- Game Totals -- Final Statistics

Temple vs Auburn

12-04-10 1 p.m. at Auburn, Ala. -- Auburn Arena

VISITORS: Temple (4-4)

#	Player	fg-fga	3fg-fga	ft-fa	rebounds			pf	tp	a	to	blk	s	min
					of	de	tot							
05	MCCARTHY, Kristen*	5-17	2-5	3-4	3	2	5	3	15	2	2	1	2	37
30	BENNETT, Marli*	2-4	0-2	0-0	1	5	6	2	4	0	0	1	0	29
32	THAMES, Natasha*	1-5	0-0	1-2	2	3	5	4	3	1	0	0	0	25
11	PEDDY, Shey*	7-12	3-4	0-0	3	6	9	4	17	4	3	0	3	36
13	WALLACE, Qwedda*	5-11	1-5	4-6	3	2	5	4	15	0	5	0	1	27
01	LEWIS, Brittany	1-3	1-2	0-0	0	2	2	1	3	2	0	0	0	16
03	WILLIAMS, BJ	0-3	0-2	0-0	0	0	0	1	0	2	2	0	0	14
04	BELL, Satoria	2-3	1-1	0-0	0	2	2	0	5	0	1	0	0	6
25	MACAULAY, Victoria	0-1	0-0	0-0	0	1	1	3	0	0	1	2	0	10
TEAM					4	4								
Totals.....		23-59	8-21	8-12	12	27	39	22	62	11	14	4	6	200

HOME: Auburn (3-5)

#	Player	fg-fga	3fg-fga	ft-fa	rebounds			pf	tp	a	to	blk	s	min
					of	de	tot							
21	Greenleaf, Jordan*	3-10	0-0	3-5	6	6	12	2	9	4	1	2	0	38
44	Alverson, Blanche*	3-8	3-7	1-2	2	3	5	1	10	3	1	0	0	32
02	Jennings, Morgan*	4-7	0-0	0-1	3	2	5	1	8	1	2	1	0	27
05	Smalley, Alli*	7-17	3-7	5-9	0	3	3	3	22	0	1	0	3	33
32	Tanner, Tyrese*	0-1	0-0	0-0	1	1	2	1	0	0	1	0	0	8
01	Toles, Morgan	0-6	0-0	0-0	1	3	4	2	0	4	2	0	1	23
04	Simmons, Parrisha	0-1	0-0	2-2	2	0	2	1	2	1	2	0	0	9
11	Strain, Courtney	0-2	0-0	0-0	0	0	0	0	0	0	0	0	0	2
23	Hilliard, Chantel	3-5	0-0	4-4	1	3	4	3	10	0	3	0	0	23
25	Williams, Jassany	0-2	0-0	0-0	0	0	0	1	0	0	1	0	1	5
TEAM					1	4	5				1			
Totals.....		20-59	6-14	15-23	17	25	42	15	61	13	15	3	5	200

Officials: Lisa Mattingly (R), Tina Napier (U1), Amy Bonner (U2)

Technical fouls: Temple-None. Auburn-None.

Attendance: 3206

Score by Periods	1st	2nd	Total
Temple	33	29	62
Auburn	33	28	61

AUBURN - Temple's Brittany Lewis hit her only shot of the game, a 3-pointer from the right side with 1:22 left in the game, giving the Owls a lead it would not give up as Temple pulled out the 62-61 win against Auburn on Dec. 4. Senior Alli Smalley passed the 20-point mark for the first time this season, leading the Tigers with 22 points in the loss.

Auburn trailed during most of the first half, but came back to tie the game at 33 going into halftime. Back-to-back 3-pointers from Smalley and sophomore Blanche Alverson in the final three minutes tied the game up going into the locker room.

One of the bright spots of the game for Auburn was a Smalley 3-pointer with 8:37 left in the game. Not only did the trey give the Tigers a six-point lead, but was also 185th of Smalley's career, giving her the Auburn record for career 3-pointers.

Auburn eventually led by as many as seven points after a Hilliard layup with 6:27 to go, giving the Tigers a 54-47 lead. But Temple used its outside shooting, hitting four 3-pointers in the final five minutes, to out-score Auburn 15-7 down the stretch for the win.

Three Tigers scored in double figures, led by Smalley's 22 points. Alverson and Hilliard scored 10 points each while senior Jordan Greenleaf scored nine points along with her game-high 12 rebounds.

Temple was led by Shey Paddy, who was 3-of-4 from beyond the arc, with 17 points and nine rebounds. Kristen McCarthy and Qwedda Wallace each added 15 for the Owls.

Game 9: Dec. 15, 2010
Auburn 52, George Washington 45
Charles E. Smith Center
Washington, D.C.

Official Basketball Box Score -- Game Totals -- Final Statistics

Auburn vs George Washington

12-15-10 7 p.m. at Washington, D.C. - Smith Center

VISITORS: Auburn (4-5)

#	Player	fg-fga	3fg-fga	ft-fa	rebounds			pf	tp	a	to	blk	s	min
					of	de	tot							
14	Alverson, Blanche*	6-15	2-6	2-2	2	2	4	1	16	0	3	0	2	35
21	Greenleaf, Jordan*	1-8	0-0	1-2	5	6	11	1	3	0	0	4	1	34
01	Toles, Morgan*	1-8	0-0	1-2	2	2	4	2	3	7	2	0	2	24
04	Simmons, Parrisha*	1-1	0-0	0-0	3	2	5	1	2	0	1	0	0	13
05	Smalley, Alli*	5-15	4-7	0-1	2	1	3	0	14	1	0	0	0	34
02	Jennings, Morgan	1-3	0-0	1-3	3	2	5	1	3	6	0	0	3	19
23	Hilliard, Chantel	2-5	0-0	1-2	1	1	2	3	5	0	1	1	0	12
25	Williams, Jassany	2-6	0-0	1-2	2	2	4	0	5	0	2	1	1	12
32	Tanner, Tyrese	0-2	0-0	0-0	3	2	5	0	0	0	2	1	0	14
34	Davis, Peyton	0-1	0-0	1-2	1	0	1	1	1	0	0	0	0	3
TEAM					3	2	5							
Totals.....		19-64	6-13	8-16	27	22	49	10	52	14	11	7	9	200

HOME: George Washington (5-5)

#	Player	fg-fga	3fg-fga	ft-fa	rebounds									
					of	de	tot	pf	tp	a	to	blk	s	min
11	WILSON, Brooke*	2-7	1-2	0-0	3	4	7	2	5	0	1	1	1	27
31	BOOKER, Tara*	3-10	2-6	0-0	2	6	8	3	8	0	1	0	1	30
34	ABIONA, Ivy*	3-7	0-0	0-0	4	1	5	2	6	0	0	3	1	28
05	MYERS, Tiana*	4-8	0-2	4-4	0	3	3	2	12	3	4	0	0	21
12	JACKSON, Danni*	1-9	0-0	0-0	0	2	2	1	2	4	5	1	2	34
03	ALDRIDGE, Kristin	2-6	0-0	0-0	0	1	1	3	4	1	2	0	0	20
13	DAVIS, Janine	0-1	0-1	0-0	0	0	0	0	0	0	0	0	0	6
14	PAINTER, Chelisa	0-0	0-0	0-0	0	0	0	0	0	0	1	0	0	5
44	MOSTAFA, Sara	1-2	0-0	2-2	2	2	4	0	4	3	1	1	1	19
50	ALLIUS, Kye	2-4	0-2	0-0	0	1	1	4	4	0	0	0	0	10
	TEAM				3	2	5				1			
Totals.....		18-54	3-13	6-6	14	22	36	17	45	12	15	6	6	200

Game 10: Dec. 18, 2010
Auburn 56, Purdue 76
Conseco Fieldhouse
Indianapolis, Ind.
Boilermaker Blockbuster

Official Basketball Box Score -- Game Totals -- Final Statistics

Auburn vs Purdue

12-18-10 1:30 p.m. at Conseco Fieldhouse, Indianapolis, Ind.

VISITORS: Auburn (4-6)

#	Player	rebounds										pf	tp	a	to	blk	s	min
		fg	3fg	ft	of	de	tot	a	tp	a	to							
01	Toles, Morgan*	3-9	0-1	0-1	1	1	2	0	6	5	2	0	2	2	27			
04	Simmons, Parrisha*	2-4	0-0	2-2	0	0	0	1	6	0	0	0	0	0	8			
05	Smalley, Alli*	5-11	4-6	4-4	1	1	2	4	18	1	3	0	2	30				
14	Alverson, Blanche*	3-9	2-6	2-2	1	1	2	2	10	0	1	0	0	31				
21	Greenleaf, Jordan*	0-4	0-0	0-0	4	0	4	4	0	0	2	1	3	31				
02	Jennings, Morgan	0-6	0-0	1-3	1	0	1	1	1	0	1	0	0	12				
11	Strain, Courtney	2-5	1-2	0-0	0	0	0	0	5	1	1	0	1	10				
20	West, Pascale	0-0	0-0	0-0	1	2	3	4	0	0	1	0	1	8				
23	Hilliard, Chantel	2-6	0-0	0-1	0	1	1	3	4	1	1	1	0	11				
25	Williams, Jassany	1-3	0-0	0-2	2	3	5	2	2	0	0	1	2	17				
32	Tanner, Tyrese	1-4	0-1	2-2	2	0	2	0	4	0	0	1	0	12				
34	Davis, Payton	0-1	0-0	0-0	0	0	0	0	0	0	0	0	0	3				
TEAM		7 4 11										3						
Totals.....		19-62	7-16	11-17	20	13	33	21	56	8	15	4	11	200				

HOME: Purdue (6-3)

#	Player	rebounds										pf	tp	a	to	blk	s	min
		fg	3fg	ft	of	de	tot	a	tp	a	to							
05	Rayburn, Brittany*	7-15	4-9	7-7	1	1	2	2	25	1	2	0	0	29				
15	Moses, Courtney*	5-9	1-3	1-1	0	3	3	12	4	4	0	2	35					
41	Guyton, Alex*	4-8	0-0	6-9	5	4	9	2	14	0	3	2	4	27				
43	Poston, Chantel*	2-3	0-0	1-2	1	4	5	3	5	2	2	0	0	24				
52	Wilson, Ashley*	3-4	0-0	3-4	1	4	5	0	9	1	0	1	0	20				
02	Howard, Antionette	2-4	0-0	1-1	0	2	2	0	5	1	4	0	0	16				
20	Williams, Dee Dee	0-1	0-0	2-2	2	2	4	1	2	1	2	0	0	17				
24	Mingo, Drey	0-0	0-0	2-2	0	1	1	1	2	0	0	0	0	2				
32	Ostarella, Sam	0-2	0-1	0-0	1	6	7	4	0	2	1	2	1	13				
40	Jones, Chelsea	1-1	0-0	0-0	1	1	2	0	2	0	1	0	0	11				
54	Woods, Samantha	0-1	0-0	0-0	0	0	0	3	0	0	0	0	0	6				
TEAM		2 2																
Totals.....		24-48	5-13	23-28	14	28	42	19	76	12	19	5	7	200				

Officials: Lisa Mattingly, Tina Napier, and Beverly Roberts

Technical fouls: Auburn-West, Pascale. Purdue-None.

Attendance: 7666

Score by Periods	1st	2nd	Total
Auburn	29	27	56
Purdue	40	36	76

Boilermaker Blockbuster

INDIANAPOLIS, Ind. - A 14-3 Purdue run early in the first half put the Auburn women's basketball team in a hole it could not dig out of as Purdue went on to win the Boilermaker Blockbuster, 76-56, Dec. 18 at Conseco Fieldhouse in Indianapolis, Ind.

Senior Alli Smalley led the Tigers with 18 points, followed by Blanche Alverson with 10. Freshman Jassany Williams led the team in rebounding with five while also collecting a blocked shot and a pair of steals.

The Boilermakers shot 50.0 percent from the field and out-rebounded Auburn, 42-33. The Tigers shot just 30.6 percent from the field, but were able to force 19 Purdue turnovers, turning them into 17 points on the other end.

Purdue's early 14-3 run gave the Boilermakers an 11-point advantage halfway through the first half. Auburn cut the lead to five with 4:28 remaining after a pair of Smalley free throws, but Purdue closed out the period on an 8-2 run for a 40-29 halftime lead.

That would be the closest the Tigers would get as Purdue continued its run in the second half. The Boilermakers led by as many as 25 late in the game, but Auburn scored the final five points to cut it to 76-56 at the buzzer.

Game 11: Dec. 21, 2010
Auburn 67, Chicago State 63
Jacoby Dickens Center
Chicago, Ill.

Official Basketball Box Score -- Game Totals -- Final Statistics

Auburn vs Chicago State

12-21-10 1 p.m. at Jacoby Dickens Center - Chicago, Ill.

VISITORS: Auburn (5-6)

#	Player	rebounds										pf	tp	a	to	blk	s	min
		fg	3fg	ft	of	de	tot	a	tp	a	to							
14	Alverson, Blanche*	4-12	1-4	4-5	2	4	6	2	13	1	1	0	1	33				
21	Greenleaf, Jordan*	1-6	0-0	3-4	7	5	12	4	5	0	2	0	2	35				
01	Toles, Morgan*	6-14	0-0	2-2	1	3	4	1	14	7	1	0	1	33				
04	Simmons, Parrisha*	0-1	0-0	3-9	3	5	8	0	3	0	3	1	0	27				
05	Smalley, Alli*	3-12	0-4	1-2	3	1	4	3	7	2	2	0	2	29				
02	Jennings, Morgan	0-0	0-0	1-2	0	0	0	0	1	0	1	0	1	5				
11	Strain, Courtney	0-1	0-1	0-0	0	0	0	0	0	0	0	0	0	2				
23	Hilliard, Chantel	3-5	0-0	1-2	1	0	1	4	7	0	1	0	0	12				
25	Williams, Jassany	1-2	0-0	0-0	0	1	1	3	2	0	0	2	1	10				
32	Tanner, Tyrese	4-6	1-1	6-6	0	1	1	2	15	0	0	0	0	12				
34	Davis, Payton	0-2	0-0	0-0	1	0	1	1	0	0	0	0	0	2				
TEAM		1 3 4																
Totals.....		22-61	2-10	21-32	19	23	42	20	67	10	11	3	9	200				

HOME: Chicago State (4-7)

#	Player	rebounds										pf	tp	a	to	blk	s	min
		fg	3fg	ft	of	de	tot	a	tp	a	to							
03	BECKEL, Tressa*	4-10	0-0	8-10	4	7	11	4	16	2	6	2	2	38				
22	WALDON, Courtney*	4-11	2-3	2-2	1	4	5	5	12	3	2	1	1	40-				
44	WROTEN, Elana*	2-4	0-0	0-2	2	1	3	5	4	1	0	0	0	16				
14	MARLOWE, Natalie*	2-6	1-2	0-1	1	3	4	1	5	4	1	0	2	33				
21	DOCKERY, Janay*	2-10	2-3	3-4	3	2	5	3	9	5	2	0	1	39				
00	DESROCHES, Caila	6-12	0-0	3-6	4	4	8	4	15	0	3	0	0	21				
10	DAVIS, Caneke	0-0	0-0	0-0	0	0	0	0	0	0	0	0	0	1				
24	HARVEY, Jazmyn	1-1	0-0	0-0	0	0	0	3	2	1	1	0	0	12				
TEAM		3 3																
Totals.....		21-54	5-8	16-25	15	24	39	25	63	16	15	3	6	200				

Officials: Dave Stewart (R), Jeff Cross (U), Kim Hobbs (U)

Technical fouls: Auburn-None. Chicago State-None.

Attendance: 325

Score by Periods	1st	2nd	Total
Auburn	24	43	67
Chicago State	32	31	63

CHICAGO - Freshman Tyrese Tanner scored 13 of her team-high 15 points in the second half, leading an Auburn rally for a 67-63 win at Chicago State.

She scored seven-straight points for the Tigers late in the game, including the 3-pointer that put Auburn up for good. Tanner set a new career high with her 15 points. She was 4-of-6 from the field, including a 3-pointer, and made all six of her free-throw attempts - many coming in crucial times down the stretch.

The game was the final for Auburn before the team breaks for the Holidays. It capped off an eight-day, three-game road trip for the Tigers.

Auburn took an early 7-2 lead, but saw it slip away after a pair of Cougar 3-pointers. Chicago State would go on to lead most of the first half, capping it off with a Tressa Beckel jumper with 14 seconds remaining that gave CSU its largest lead of the game at 32-24.

The Tigers responded early in the second half, opening up with an 8-2 run to cut the Cougar lead to two. Chicago State would build its lead back up to six with 6:28 left in the game, but Tanner sparked an Auburn charge that would have the Tigers out-scoring CSU 22-12 in the final minutes.

Auburn finished the game 21-of-32 from the free throw and was 11-of-13 in the final 52 seconds of the game.

Morgan Toles scored 14 points followed by Blanche Alverson with 13. Jordan Greenleaf led Auburn on the boards with 12.

Season Statistics

RECORD:	OVERALL	HOME	AWAY	NEUTRAL
ALL GAMES	5-6	2-3	2-1	1-2
CONFERENCE	0-0	0-0	0-0	0-0
NON-CONFERENCE	5-6	2-3	2-1	1-2

#	Player	gp-gs	min	avg	Total		3-Point		F-Throw		Rebounds				pf	dq	a	to	blk	stl	pts	avg
					fg-fga	fg%	3fg-fga	3fg%	ft-fa	ft%	off	def	tot	avg								
05	Smalley, Alli	11-11	306	27.8	48-138	.348	21-54	.389	24-33	.727	9	18	27	2.5	21	0	17	23	2	15	141	12.8
14	Alverson, Blanche	11-11	305	27.7	40-104	.385	18-58	.310	16-20	.800	13	24	37	3.4	18	0	14	18	1	6	114	10.4
21	Greenleaf, Jordan	11-11	368	33.5	30-90	.333	1-5	.200	25-37	.676	52	42	94	8.5	25	0	15	23	14	18	86	7.8
01	Toles, Morgan	11-8	289	26.3	36-91	.396	0-2	.000	13-22	.591	12	19	31	2.8	15	0	53	19	0	15	85	7.7
23	Hilliard, Chantel	11-1	151	13.7	26-51	.510	0-0	.000	12-17	.706	12	15	27	2.5	20	0	3	9	3	3	64	5.8
32	Tanner, Tyrese	11-3	141	12.8	16-47	.340	4-15	.267	12-18	.667	14	15	29	2.6	16	0	6	12	6	8	48	4.4
02	Jennings, Morgan	11-2	169	15.4	18-44	.409	0-0	.000	11-22	.500	12	16	28	2.5	13	0	15	13	2	13	47	4.3
25	Williams, Jassany	11-0	164	14.9	19-54	.352	0-0	.000	8-16	.500	18	19	37	3.4	21	1	1	11	10	10	46	4.2
04	Simmons, Parrisha	11-7	163	14.8	8-24	.333	0-0	.000	18-40	.450	22	16	38	3.5	11	0	8	9	1	7	34	3.1
11	Strain, Courtney	9-1	78	8.7	6-26	.231	3-10	.300	5-8	.625	1	3	4	0.4	4	0	1	8	0	4	20	2.2
20	West, Pascale	6-0	33	5.5	3-5	.600	0-0	.000	1-4	.250	1	3	4	0.7	10	0	0	2	0	1	7	1.2
34	Davis, Peyton	9-0	33	3.7	2-12	.167	0-0	.000	4-7	.571	5	3	8	0.9	10	0	1	2	1	0	8	0.9
Team											25	31	56					5				
Total.....		11	2200		252-686	.367	47-144	.326	149-244	.611	196	224	420	38.2	184	1	134	154	40	100	700	63.6
Opponents.....		11	2200		252-590	.427	71-177	.401	127-177	.718	141	285	426	38.7	213	-	133	214	40	67	702	63.8

TEAM STATISTICS	AU	OPP
SCORING	700	702
Points per game	63.6	63.8
Scoring margin	-0.2	-
FIELD GOALS-ATT	252-686	252-590
Field goal pct	.367	.427
3 POINT FG-ATT	47-144	71-177
3-point FG pct	.326	.401
3-pt FG made per game	4.3	6.5
FREE THROWS-ATT	149-244	127-177
Free throw pct	.611	.718
F-Throws made per game	13.5	11.5
REBOUNDS	420	426
Rebounds per game	38.2	38.7
Rebounding margin	-0.5	-
ASSISTS	134	133
Assists per game	12.2	12.1
TURNOVERS	154	214
Turnovers per game	14.0	19.5
Turnover margin	+5.5	-
Assist/turnover ratio	0.9	0.6
STEALS	100	67
Steals per game	9.1	6.1
BLOCKS	40	40
Blocks per game	3.6	3.6
ATTENDANCE	13035	10035
Home games-Avg/Game	5-2607	3-584
Neutral site-Avg/Game	-	3-2761

Date	Opponent		Score	Att.
11-12-10	MERCER	w	79-61	2459
11-15-10	FLORIDA STATE	L	61-67	2176
11-18-10	DUKE	L	62-75	3188
11-22-10	at USF	L	49-67	1106
# 11-26-10	vs Sacred Heart	L	53-65	371
# 11-27-10	vs Seton Hall	w	85-51	247
12-02-10	SOUTH ALABAMA	w	75-70	2006
12-04-10	TEMPLE	L	61-62	3206
12-15-10	at George Washington	w	52-45	320
! 12-18-10	vs Purdue	L	56-76	7666
12-21-10	at Chicago State	w	67-63	325

* = Southeastern Conference game

- Junkanoo Jam (Freeport, Bahamas)

! - Boilermaker Blockbuster (Conseco Fieldhouse, Indianapolis, Ind.)

Score by Periods	1st	2nd	Totals
Auburn	336	364	700
Opponents	335	367	702