



2010-11 Auburn Women's Basketball

Game 30 • March 3, 2011

vs. Mississippi State • SEC Tournament First Round

18 NCAA Tournament Appearances • Three Final Fours • Five SEC Titles • Four SEC Tournament Titles



AUBURN MEDIA RELATIONS

Associate Director/WBB Contact: Matt Crouch • mcrouch@auburn.edu

Auburn Athletic Complex / 392 South Donahue / Auburn, AL 36849

O: 334.844.9800 • C: 334.740.4109 • F: 334.844.9807

www.AuburnTigers.com

Twitter: @AuburnWBB

2010-11 SCHEDULE/RESULTS

NOVEMBER

12	Mercer	W, 79-61
15	#16/14 Florida State	L, 61-67
18	#6/6 Duke	L, 62-75
22	at South Florida	L, 49-67
26	1-vs. Sacred Heart	L, 53-65
27	1-vs. Seton Hall	W, 85-51

DECEMBER

2	South Alabama	W, 75-70
4	Temple	L, 61-62
15	at George Washington	W, 52-45
18	2-vs. Purdue	L, 56-76
21	at Chicago State	W, 67-63
28	Alabama A&M	W, 84-45
30	Jacksonville State	W, 79-60

JANUARY

2	at Alabama* [CSS]	W, 66-55
6	Florida*	W, 73-56
9	at Vanderbilt*	L, 59-67
13	Ole Miss*	W, 85-73
16	LSU* [CSS]	W, 65-53
20	at Mississippi State*	W, 45-41
23	#5/6 Tennessee* [CSS]	L, 53-73
30	South Carolina*	W, 54-47

FEBRUARY

3	at #16/18 Kentucky*	L, 38-69
6	Mississippi State*	L, 45-57
10	at LSU* [Cox Sports Television]	L, 52-55
13	at Arkansas* [ESPN2]	W, 64-59
17	Alabama*	L, 51-59
20	at South Carolina* [FSN]	L, 49-65
24	at #22/NR Georgia*	W, 63-58
27	#20/20 Kentucky* [SEC Network]	L, 62-76

MARCH

3-6	Southeastern Conference Tournament Nashville, Tenn. • Bridgestone Arena	
3	3-vs. Mississippi State	9 p.m.
4	3-vs. Vanderbilt	9 p.m.
20 & 22	NCAA Tournament First and Second Rounds Auburn, Ala. • Auburn Arena	
26-29	NCAA Tournament Regionals	

APRIL

3-5	NCAA Final Four Indianapolis, Ind. • Consecro Fieldhouse	
-----	---	--

* - SEC Game

All Times are Central

1 - Junkanoo Jam (Freeport, Bahamas)

2 - Boilermaker Blockbuster (Indianapolis, Ind.)

3 - Southeastern Conference Tournament (Nashville, Tenn.)

All home games played at Auburn Arena

Bold indicates home games

www.AuburnTigers.com

GAME 30 • SEC TOURNAMENT

[NR/NR] Auburn (15-14, 8-8 SEC) vs. [NR/NR] Mississippi St. (12-16, 4-12 SEC)

When: Thursday, March 3 • 9 p.m. CT**Where:** Bridgestone Arena (17,576) • Nashville, Tenn.**TV/Webcast:** FSN/ESPN3.com; Dave Baker and LaChina Robinson**Radio:** WMXA 96.7 FM; Andy Burcham (play-by-play), Arnika Edwards (color)**Audio Webcast:** AuburnTigers.com**Gametracker:** AuburnTigers.com**Series:** Auburn leads, 32-14 (1-1 at neutral sites)**Last Meeting:** Mississippi State def. Auburn 57-45 in Auburn, Ala. (2-6-11)**Last Meeting at Neutral Site:** MSU def. Auburn 66-56 in Chattanooga, Tenn. (3-3-00)**Up Next:** An Auburn win will place the Tigers in the SEC Tournament quarterfinals against No. 3 seed Vanderbilt at 9 p.m., Friday

AUBURN PROJECTED STARTERS

No.	Pos.	Name	Ht.	Year	PPG	RPG	Hometown
2	G	Morgan Jennings	5-8	Jr.	3.4	1.6	Atlanta, Ga.
5	G	Alli Smalley	5-8	Sr.	12.1	3.2	Arab, Ala.
14	F	Blanche Alverson	6-3	So.	10.9	4.6	Andalusia, Ala.
23	F	Chantel Hilliard	6-2	Jr.	5.9	3.2	Biloxi, Miss.
25	F	Jassany Williams	6-2	Fr.	3.7	3.7	Davie, Fla.

OFF THE BENCH

1	G	Morgan Toles	5-9	So.	8.6	(apg) 5.1	Fayetteville, Ga.
4	G	Parrisha Simmons	6-0	Jr.	2.3	3.2	Macon, Ga.
11	G	Courtney Strain	5-9	Fr.	2.5	0.8	Woodland, Ala.
20	C	Pascale West	6-8	So.	0.9	0.5	LaGrange, Ga.
22	G	Camille Glymph	5-10	Fr.	1.6	(apg) 0.7	Greenville, S.C.
32	G/F	Tyrese Tanner	6-2	Fr.	4.4	2.9	Birmingham, Ala.
34	C	Peyton Davis	6-5	Fr.	1.3	1.3	Birmingham, Ala.

Head Coach: Nell Fortner / Associate Head Coach: Kerry Cremeans / Assistant Coaches: Mark Simons and Carla McGhee

MISSISSIPPI STATE PROJECTED STARTERS

No.	Pos.	Name	Ht.	Year	PPG	RPG	Hometown
3	G	Diamber Johnson	5-7	Jr.	12.5	(apg) 4.2	Pontotoc, Miss.
4	G	Porsha Porter	5-6	Jr.	10.1	5.9	Chicago, Ill.
25	F	Ashley Brown	5-11	Jr.	6.2	8.3	Chicago, Ill.
33	F	Mary Kathryn Govero	5-11	Sr.	12.8	4.2	Clinton, Miss.
34	C	Catina Bett	6-5	Jr.	7.4	6.1	Gadsden, Ala.

Head Coach: Sharon Fanning-Otis / Assistant Coaches: Franqua Bedell, Greg Franklin and Wanika Owsley

Media Information

The Auburn media relations department considers its work with the media a top priority. The 2010-11 Auburn Women's Basketball Media Supplement has been prepared to assist the working media in their coverage of Tiger basketball. If you have not received a copy, or if you need additional information, interview or photograph requests, or have any questions, please contact Matt Crouch in the media relations office at 334.844.9709.

Interview Policy

Coach Fortner, her assistants and all women's basketball players are available for phone and personal interviews by contacting Matt Crouch in the media relations office. Post-game interviews will be allowed following a 10-minute cooling off period. Non-game day requests will be met based on the players class and practice schedules.

Credentials

Anyone wishing to cover an Auburn women's basketball game should contact Matt Crouch in the media relations office at least one day in advance in order to make the proper arrangements.

On the Air

The Tigers can be heard live locally in Auburn on Mix 96.7 FM for the entire regular and postseasons. Andy Burcham, in his 23rd season with the women's basketball program and handles play-by-play duties. Arnika Edwards joins Burcham for her fourth season and provides color commentary. Each game can also be heard live on the internet at www.AuburnTigers.com.

Weekly Live Radio Show

Starting in January, every Tuesday at 6 p.m. CT Nell Fortner will host a live show from Logan's Roadhouse in Tiger Town with Andy Burcham. Fans can listen to the show on 96.7 FM. The number to call in to the show is 1-800-282-2557.

Game-Day Services

Statistics, rosters and game notes will be provided prior to the game in the media work room. Box scores will also be handed out during and following the game. Phones and fax machines are available in the media work room.

Photo/Video Services

Todd Van Emst of the Auburn Media Relations office handles all photo requests. Please contact Van Emst at 334-844-9514. Satellite feeds of selected Auburn women's basketball games are available for the media. A number of studio and satellite services may be arranged for electronic media by calling Steve Sain in the Auburn Media Relations office at 334.844.9809.

On the Web

The home for Auburn Athletics on the web, www.AuburnTigers.com, is your source for Auburn Women's Basketball. The website offers the most recent information and news on the Tigers. At AuburnTigers.com, you can also listen to each women's basketball game broadcast live and follow along on live scoring for every home game.



Follow Auburn Women's Basketball on Twitter
@AuburnWBB

2010-11 Numerical Roster

No.	Name	Height	Position	Class	Hometown/High School
1	Morgan Toles	5-9	Guard	SO	Fayetteville, Ga./Sandy Creek
2	Morgan Jennings	5-8	Guard	JR	Atlanta, Ga./Frederick Douglass
4	Parrisha Simmons	6-0	Guard	JR	Macon, Ga./Southwest Macon
5	Alli Smalley	5-8	Guard	SR	Arab, Ala./Arab
11	Courtney Strain	5-9	Guard	FR	Woodland, Ala./Woodland
14	Blanche Alverson	6-3	Foward/Guard	SO	Andalusia, Ala./Buford (Ga.)
20	Pascale "P.J." West	6-8	Center	SO	LaGrange, Ga./Troup County
22	Camille Glymph	5-10	Guard	FR	Greenville, S.C./J.L. Mann
23	Chantel Hilliard	6-2	Forward/Center	JR	Biloxi, Miss./St. Martin
25	Jassany Williams	6-2	Forward	FR	Davie, Fla./Nova
32	Tyrese Tanner	6-2	Forward	FR	Birmingham, Ala./Hoover
34	Peyton Davis	6-5	Center	FR	Birmingham, Ala./Mortimer Jordan

2010-11 Alphabetical Roster

No.	Name	Height	Pos.	Ht.	Hometown
14	Blanche Alverson	6-3	Foward/Guard	SO	Andalusia, Ala./Buford (Ga.)
34	Peyton Davis	6-5	Center	FR	Birmingham, Ala./Mortimer Jordan
22	Camille Glymph	5-10	Guard	FR	Greenville, S.C./J.L. Mann
23	Chantel Hilliard	6-2	Forward/Center	JR	Biloxi, Miss./St. Martin
2	Morgan Jennings	5-8	Guard	JR	Atlanta, Ga./Frederick Douglass
4	Parrisha Simmons	6-0	Guard	JR	Macon, Ga./Southwest Macon
5	Alli Smalley	5-8	Guard	SR	Arab, Ala./Arab
11	Courtney Strain	5-9	Guard	FR	Woodland, Ala./Woodland
32	Tyrese Tanner	6-2	Forward	FR	Birmingham, Ala./Hoover
1	Morgan Toles	5-9	Guard	SO	Fayetteville, Ga./Sandy Creek
20	Pascale "P.J." West	6-8	Center	SO	LaGrange, Ga./Troup County
25	Jassany Williams	6-2	Forward	FR	Davie, Fla./Nova

STAFF:

Head Coach: Nell Fortner (Texas, 1982)

Assistant Coach: Kerry Cremeans (Florida, 1994)

Assistant Coach: Mark Simons (Aquinas College, 1972)

Assistant Coach: Carla McGhee (Tennessee, 1990)

Director of Basketball Operations: Melissa Maines (Texas Tech, 1998)

Video Coordinator: Kelly Komara (Purdue, 2002)

Administrative Assistant: Ashley Langford (Tulane, 2009)

Director of Administrative Support Services: Arnika Edwards (Alabama A&M, 1991)

Athletic Trainer: Angie Lawrence (Appalachian State, 1997)

Student Assistant: Reneisha Hobbs (Auburn, 2010)

BY CLASS:

Seniors (1): Alli Smalley

Juniors (3): Chantel Hilliard, Morgan Jennings, Parrisha Simmons

Sophomores (3): Blanche Alverson, Morgan Toles, Pascale "P.J." West

Freshmen (5): Peyton Davis, Camille Glymph, Courtney Strain, Tyrese Tanner, Jassany Williams

Projected Auburn Starters



Morgan Jennings

Guard
5-8
Junior
Atlanta, Ga.
Frederick Douglass High School
3.4 ppg / 1.0 apg / 1.6 rpg

2

- Scored career-high 16 points Sunday vs. Kentucky
- Starting in place if injured point guard Morgan Toles
- Dished out career-high 6 assists at George Washington
- Saw limited time vs. MSU this season, averaging 4.0 minutes per game



Alli Smalley

Guard
5-8
Senior
Arab, Ala.
Arab High School
12.1 ppg / 1.7 spg / 3.2 rpg

5

- An All-SEC First Team selection
- Set AU career 3-point record against Temple; hit 200th of career vs. Ole Miss
- Moved into top 10 in career scoring at AU vs. LSU; has 1,557 career points
- Averaged 8.0 points, 3.0 assists and 3.5 rebounds vs. MSU this season



Blanche Alverson

Guard/Forward
6-3
Sophomore
Andalusia, Ala.
Buford (Ga.) High School
10.9 ppg / 4.6 rpg / .306 3fg%

14

- Averaged 15.0 points and 3.0 rebounds this season vs. MSU
- Scored career-high 27 pts vs. Ole Miss, including career-high five 3-pointers
- Has also scored in double figures in 17 games this season
- Ranks 9th in career 3-pointers at Auburn with 89



Chantel Hilliard

Forward/Center
6-2
Junior
Biloxi, Miss.
St. Martin High School
5.9 ppg / 3.2 rpg / .523 fg%

23

- Averaged 9.5 points and 6.0 rebounds vs. MSU this season
- Leads Auburn in field goal percentage with a .523 mark
- Scored a season-high 17 points vs. Florida, pulled down 7 boards at USF
- Is the lone Mississippi native on Auburn's roster



Jassany Williams

Forward
6-2
Freshman
Davie, Fla.
Nova High School
3.7 ppg / 3.7 rpg / 0.7 bpg

25

- Earned her first career start at LSU on Feb. 10
- Scored career-high 13 points on Dec. 2 against South Alabama
- Pulled down career-high 12 rebounds vs. Alabama on Feb. 17
- Has played at least 10 minutes in all but 3 games this season

Auburn Women's Basketball Quick Hitters

- Alli Smalley was named to the All-SEC First Team by the league coaches
- Auburn is 34-27 all-time in the SEC Tournament and has won four conference tournament titles
- The Tigers are making their fourth appearance in the SEC Tournament as the No. 6 seed
- When playing the SEC Tournament in Nashville, Auburn is 2-3 with all three losses coming to hometown Vanderbilt
- Auburn went 1-1 in the SEC Tournament last year with a win over Florida and a loss to Kentucky
- AU coaches Kerry Cremeans (Florida) and Carla McGhee (Tennessee) both played in the SEC Tournament
- The Mississippi State game will air live on Fox Sports Net; Auburn is 3-4 in TV games this season
- AU's win at Georgia gave Auburn its 15th win on the season, making it eligible for post-season play
- Alli Smalley scored the 1,500th point of her career at Arkansas, becoming the ninth Auburn player to reach the plateau
- Five different Tigers have tallied at least 20 steals so far this season
- Auburn will be a first- and second-round host of the 2011 NCAA Tournament in the new Auburn Arena
- Auburn utilized its eighth different starting lineup of the season at Georgia
- This will be the 47th meeting between Auburn and MSU with Auburn leading 32-14; 1-1 in the SEC Tournament
- Auburn is coming off a 76-62 loss to Kentucky; Mississippi State is coming off a 66-55 win over Ole Miss
- Mississippi State won the last meeting, 57-45, in Auburn, Ala., on Feb. 6, 2011
- The Bulldogs won the last meeting in the SEC Tournament, downing Auburn 66-56 on March 3, 2000
- This will be the 10th meeting between Nell Fortner and MSU's Sharon Fanning-Otis with Fortner leading the series, 6-3
- Auburn is 5-5 all-time when playing on March 3; Nell Fortner is 1-1
- The Tigers are 81-45 all-time in the month of March, 8-9 under Fortner
- Auburn is 70-45 all-time against teams from the state of Mississippi
- When playing in the state of Tennessee, Auburn has a 28-42 record; 7-14 when playing in Nashville
- Junior Chantel Hilliard (Biloxi) and head coach Nell Fortner (Jackson) are both Mississippi natives
- AU Associate Head Coach Kerry Cremeans got her coaching start as a GA at Kentucky under Sharon Fanning-Otis
- Senior Alli Smalley moved into the top 10 in career scoring at Auburn against LSU; she now has 1,557 points
- Smalley recorded her 200th career 3-pointer vs. Ole Miss, becoming the first Auburn player ever to reach the plateau
- Auburn is 85-2 under Fortner when scoring 70 or more points
- The Tigers are averaging 17.8 points per game scored on turnovers and have scored 20 or more points off turnovers on nine occasions this season
- Sophomore Blanche Alverson was named to the Capital One Academic All-District Second Team
- Auburn is playing its first season in the new \$86 million Auburn Arena
- The season-opening win over Mercer was the first regular-season Auburn win, men or women, in the new facility
- Alli Smalley broke the Auburn career 3-point record against Temple, she now has 218 on her career
- Alli Smalley and Tyrese Tanner were named to the Junkanoo Jam All-Tournament Team on Nov. 27
- Auburn was picked sixth in the SEC Preseason Media and Coaches' polls, Tennessee was picked to win the league
- Alli Smalley was picked the the Coaches' Preseason All-SEC First Team and to the media's Second Team
- Nell Fortner is beginning her seventh season at Auburn, marking her longest tenure at any job
- The Tigers welcome five newcomers: Peyton Davis, Camille Glymph, Courtney Strain, Tyrese Tanner, Jassany Williams



Get your tickets now!

Log on to AUBTix.com for
NCAA Tournament tickets.

INDIVIDUAL CATEGORY LEADERS

Auburn	Mississippi State
Alli Smalley - 12.1	Points Mary Kathryn Govero - 12.8
Blanche Alverson - 4.6	Rebounds Ashley Brown - 8.3
Morgan Toles - 5.1	Assists Diamber Johnson - 4.2
Alli Smalley - 1.7	Steals Porsha Porter - 2.0
Jassany Williams - 0.7	Blocks Catina Bett - 1.5
Blanche Alverson - 29.9	Minutes Played Mary Kathryn Govero - 35.8
Chantel Hilliard - .523	Field Goal Percentage Danielle Rector - .434
Alli Smalley - .404	3-Point Percentage Danielle Rector - .434
Alli Smalley - .762	Free-Throw Percentage Danielle Rector - .789

Auburn SEC Tournament History

Appearances

29

All-Time Record

34-27 (.550)

Best Finish

Champions - 1981, 1987, 1990, 1997

1980 - Knoxville, Tenn. (No. 5 seed)

defeated LSU 70-64
lost to Tennessee..... 61-72

1981- Baton Rouge, La. (No. 2 seed)

CHAMPIONS

defeated LSU 73-71(OT)
defeated Kentucky..... 70-66
defeated Alabama..... 61-50

1982 - Lexington, Ky. (No. 2 seed)

lost to Georgia..... 65-66

1983 - Knoxville, Tenn. (No. 6 seed)

defeated Kentucky..... 85-70
lost to Mississippi..... 62-72

1984 - Athens, Ga. (No. 5 seed)

defeated Florida..... 75-65
lost to Georgia..... 72-102

1985 - Oxford, Miss. (No. 4 seed)

defeated Florida..... 83-64
defeated Georgia..... 80-65
lost to Tennessee..... 60-63

1986 - Athens, Ga. (No. 1 seed)

lost to Vanderbilt..... 79-89

1987- Albany, Ga. (No. 1 seed)

CHAMPIONS

defeated Alabama..... 89-61
defeated Tennessee..... 102-96
defeated Georgia..... 83-57

1988 - Albany, Ga. (No. 1 seed)

defeated Miss. State..... 69-48
defeated Mississippi..... 69-60
lost to Tennessee..... 70-73

1989 - Albany, Ga. (No. 1 seed)

defeated Florida..... 72-61
defeated LSU..... 75-65
lost to Tennessee..... 51-66

1990 - Albany, Ga. (No. 2 seed)

CHAMPIONS

defeated LSU..... 91-65
defeated Mississippi..... 72-71(OT)
defeated Tennessee..... 78-77

1991 - Albany, Ga. (No. 2 seed)

defeated Mississippi..... 76-50
lost to Tennessee..... 62-70

1992 - Albany, Ga. (No. 7 seed)

defeated Florida..... 70-58
lost to Mississippi..... 52-58

1993 - Chattanooga, Tenn. (No. 2 seed)

lost to Mississippi..... 55-69

1994 - Chattanooga, Tenn. (No. 6 seed)

defeated LSU..... 76-63
lost to Florida..... 67-72

1995 - Chattanooga, Tenn. (No. 8 seed)

lost to Kentucky..... 51-75

1996 - Chattanooga, Tenn. (No. 5 seed)

defeated Kentucky..... 58-43
lost to Alabama..... 59-65

1997 - Chattanooga, Tenn. (No. 9 seed)

CHAMPIONS

defeated Mississippi..... 72-64
defeated Georgia..... 75-47
defeated Tennessee..... 61-59
defeated Florida..... 52-47

1998 - Columbus, Ga. (No. 10 seed)

lost to Arkansas..... 43-59

1999 - Chattanooga, Tenn. (No. 4 seed)

lost to Alabama..... 72-76

2000 - Chattanooga, Tenn. (No. 4 seed)

lost to Mississippi State..... 56-66

2001 - Memphis, Tenn. (No. 9 seed)

lost to Alabama..... 55-59

2002 - Nashville, Tenn. (No. 11 seed)

defeated Florida..... 70-57
lost to Vanderbilt..... 39-55

2003 - Little Rock, Ark. (No. 8 seed)

defeated Kentucky..... 68-62
lost to Tennessee..... 51-66

2004 - Nashville, Tenn. (No. 3 seed)

lost to Vanderbilt..... 74-76

2005 - Greenville, S.C. (No. 8 seed)

defeated Kentucky..... 62-57
lost to Tennessee..... 54-64

2006 - Little Rock, Ark. (No. 10 seed)

defeated South Carolina..... 64-48
lost to Tennessee..... 45-77

2007 - Duluth, Ga. (No. 9 seed)

lost to South Carolina..... 63-65

2008 - Nashville, Tenn. (No. 6 seed)

defeated Arkansas..... 73-51
lost to Vanderbilt..... 44-49

2009 - Little Rock, Ark. (No. 1 seed)

defeated Ole Miss..... 71-65
defeated Tennessee..... 78-58
lost to Vanderbilt..... 54-61

2010 - Duluth, Ga. (No. 10 seed)

defeated Florida..... 74-61
lost to Kentucky..... 54-65

SEC Tournament Record vs. Schools

School	W-L	Pct.
LSU	5-0	1.000
Florida	7-1	.875
Kentucky	5-2	.714
Georgia	3-2	.600
Ole Miss	5-3	.625
Mississippi State	1-1	.500
South Carolina	1-1	.500
Alabama	2-3	.400
Tennessee	4-8	.333
Vanderbilt	0-5	.000
Arkansas	1-1	.500
Total	33-27	.550

SEC Tournament Record (By state tournament played in)

State	W-L	Pct.
Arkansas	4-3	.571
Georgia	14-9	.609
Kentucky	0-1	.000
Louisiana	3-0	1.000
Mississippi	2-1	.667
South Carolina	1-1	.500
Tennessee	10-12	.455

SEC Tournament Records

Points					
	Points	Date	Opponent		
1.	102	Mar. 6, 1987	Tennessee		
2.	91	Mar. 3, 1990	LSU		
3.	89	Mar. 5, 1987	Alabama		
4.	85	Mar. 3, 1983	Kentucky		
5.	83	Feb. 28, 1985	Florida		
1st Half Points					
	Points	Date	Opponent		
1.	49	Mar. 6, 1987	Tennessee		
2.	46	Mar. 5, 1987	Alabama		
	46	Feb. 28, 1985	Florida		
4.	44	Mar. 5, 1990	Tennessee*		
5.	43	Mar. 3, 1990	LSU		
2nd Half Points					
	Points	Date	Opponent		
1.	53	Mar. 6, 1987	Tennessee		
2.	52	Mar. 7, 2009	Tennessee		
3.	49	Mar. 3, 1990	LSU		
	49	Mar. 5, 1989	LSU		
	49	Mar. 3, 1983	Kentucky		
Field Goal Attempts					
	FGA	Date	Opponent		
1.	77	Mar. 1, 1986	Vanderbilt		
2.	75	Mar. 4, 1994	LSU		
	75	Mar. 7, 1988	Tennessee*		
4.	70	Mar. 5, 1994	Florida		
	70	Mar. 30, 1985	Georgia		
	70	Feb. 28, 1985	Florida		
Field Goals Made					
	FGM	Date	Opponent		
1.	39	Mar. 6, 1987	Tennessee		
	39	Mar. 5, 1987	Alabama		
3.	35	Mar. 3, 1990	LSU		
	35	Mar. 1, 1990	Vanderbilt		
	35	Feb. 28, 1985	Florida		
Field Goal Percentage					
	FG%	FGM	FGA	Date	Opponent
1.	60.94	39	64	Mar. 6, 1987	Tennessee
2.	57.35	39	68	Mar. 5, 1987	Alabama
3.	54.72	29	53	Mar. 7, 1987	Georgia*
	54.72	29	53	Feb. 26, 1982	Georgia
5.	54.69	35	64	Mar. 3, 1990	LSU
3-Point Field Goal Attempts					
	3FGA	Date	Opponent		
1.	20	Mar. 5, 1994	Florida		
2.	19	Mar. 6, 1993	Ole Miss		
3.	18	Mar. 7, 2003	Tennessee		
4.	17	Mar. 6, 2003	Kentucky		
	17	Mar. 1, 2001	Alabama		
3-Point Field Goals Made					
	3FGM	Date	Opponent		
1.	8	Mar. 4, 2010	Florida		
2.	6	Mar. 3, 1997	Florida*		
	6	Mar. 1, 1997	Georgia		
4.	5	Mar. 7, 2009	Tennessee		
	5	Mar. 5, 2004	Vanderbilt		
	5	Mar. 7, 2003	Tennessee		
	5	Mar. 5, 1994	Florida		
	5	Mar. 6, 1993	Ole Miss		
3-point Field Goal Percentage					
	3FG%	FGM	FGA	Date	Opponent
1.	66.67	6	9	Mar. 1, 1997	Georgia
	66.67	2	3	Feb. 28, 1997	Ole Miss
3.	57.14	8	14	Mar. 4, 2010	Florida
4.	55.55	5	9	Mar. 7, 2009	Tennessee
5.	50.00	4	8	Mar. 3, 1990	LSU
	50.00	1	2	Mar. 4, 1989	Florida
	50.00	4	8	Mar. 5, 1988	Miss. State
Free Throw Attempts					
	FTA	Date	Opponent		
1.	40	Mar. 6, 1987	Tennessee		
2.	34	Mar. 5, 1989	LSU		
3.	33	Mar. 7, 1987	Georgia*		
4.	30	Mar. 3, 1983	Kentucky		
5.	29	Mar. 4, 1994	LSU		
	29	Mar. 3, 1984	Georgia		
Free Throws Made					
	FTM	Date	Opponent		
1.	26	Mar. 5, 1989	LSU		
2.	25	Mar. 7, 1987	Georgia*		
3.	24	Mar. 6, 1987	Tennessee		
4.	23	Mar. 7, 2009	Tennessee		
	23	Mar. 1, 2007	South Carolina		
	23	Mar. 2, 1984	Florida		
	23	Mar. 3, 1983	Kentucky		
Free Throw Percentage					
	FT%	FGM	FGA	Date	Opponent
1.	100.00	5	5	Mar. 7, 1992	Ole Miss
2.	93.33	14	15	Mar. 3, 2005	Kentucky
3.	88.89	8	9	Mar. 8, 2009	Vanderbilt*
4.	86.67	13	15	Feb. 28, 1985	Florida
5.	85.71	6	7	Mar. 5, 1988	Mississippi State
Rebounds					
	Reb	Date	Opponent		
1.	52	Mar. 4, 1994	LSU		
2.	50	Mar. 5, 1989	LSU		
3.	49	Feb. 1, 1982	Alabama		
4.	48	Mar. 7, 1988	Tennessee*		
5.	47	Mar. 6, 1989	Tennessee*		
	47	Mar. 6, 1988	Ole Miss		
	47	Mar. 3, 1983	Kentucky		

SEC Tournament Records

Assists				Blocks			
	Assists	Date	Opponent		Blocks	Date	Opponent
1.	21	Mar. 5, 1988	Miss. State	1.	12	Feb. 1, 1981	Alabama*
2.	20	Mar. 4, 1990	Ole Miss	2.	9	Mar. 4, 2005	Tennessee
	20	Feb. 7, 1980	LSU	3.	8	Mar. 3, 2005	Kentucky
4.	19	Mar. 5, 1990	Tennessee*	4.	7	Mar. 5, 2010	Kentucky
5.	18	Mar. 4, 2010	Florida		7	Mar. 1, 2007	South Carolina
	18	Mar. 6, 1992	Florida				
	18	Mar. 1, 1986	Vanderbilt				
	18	Mar. 3, 1985	Georgia				
	18	Feb. 28, 1985	Florida				
	18	Mar. 3, 1984	Georgia				

Steals							
	Steals	Date	Opponent				
1.	17	Mar. 2, 1984	Florida				
2.	16	Mar. 7, 1987	Georgia*				
3.	15	Mar. 2, 1991	Ole Miss				
	15	Mar. 1, 1986	Vanderbilt				
	15	Jan. 29, 1981	LSU				

* denotes Championship game

Current Tigers in the SEC Tournament

BLANCHE ALVERSON CAREER SEC TOURNAMENT STATISTICS

Year	GP-GS	FG-FGA	Pct	3FG-FGA	Pct	FT-FTA	Pct	O-D-T (Reb.)	Avg	PF	FO	Ast	TO	Blk	Stl	Pts	Avg
2009-10	2-2	6-18	.333	4-12	.333	4-5	.800	2-12-14	7.0	3	0	9	3	3	1	20	10.0
TOTALS	2-2	6-18	.333	4-12	.333	4-5	.800	2-12-14	7.0	3	0	9	3	3	1	20	10.0

CHANTEL HILLIARD CAREER SEC TOURNAMENT STATISTICS

Year	GP-GS	FG-FGA	Pct	3FG-FGA	Pct	FT-FTA	Pct	O-D-T (Reb.)	Avg	PF	FO	Ast	TO	Blk	Stl	Pts	Avg
2008-09	3-0	6-9	.667	0-0	.000	2-2	1.000	2-6-8	2.7	7	0	1	2	0	0	14	4.7
2009-10	2-0	3-7	.429	0-0	.000	0-0	.000	0-2-2	1.0	2	0	1	0	0	0	6	3.0
TOTALS	5-0	9-16	.563	0-0	.000	2-2	1.000	2-8-10	2.0	9	0	2	2	0	0	20	4.0

MORGAN JENNINGS CAREER SEC TOURNAMENT STATISTICS

Year	GP-GS	FG-FGA	Pct	3FG-FGA	Pct	FT-FTA	Pct	O-D-T (Reb.)	Avg	PF	FO	Ast	TO	Blk	Stl	Pts	Avg
2008-09	2-0	0-1	.000	0-0	.000	0-0	.000	0-0-0	0.0	0	0	0	3	0	0	0	0.0
2009-10	2-0	1-3	.333	0-0	.000	0-0	.000	0-2-2	1.0	0	0	0	1	0	0	2	1.0
TOTALS	4-0	1-4	.250	0-0	.000	0-0	.000	0-2-2	0.5	0	0	0	4	0	0	2	0.5

PARRISHA SIMMONS CAREER SEC TOURNAMENT STATISTICS

Year	GP-GS	FG-FGA	Pct	3FG-FGA	Pct	FT-FTA	Pct	O-D-T (Reb.)	Avg	PF	FO	Ast	TO	Blk	Stl	Pts	Avg
2009-10	2-2	0-1	.000	0-0	.000	0-2	.000	2-3-5	2.5	3	0	2	1	0	1	0	0.0
TOTALS	2-2	0-1	.000	0-0	.000	0-2	.000	2-3-5	2.5	3	0	2	1	0	1	0	0.0

ALLI SMALLEY CAREER SEC TOURNAMENT STATISTICS

Year	GP-GS	FG-FGA	Pct	3FG-FGA	Pct	FT-FTA	Pct	O-D-T (Reb.)	Avg	PF	FO	Ast	TO	Blk	Stl	Pts	Avg
2007-08	2-2	7-20	.350	2-12	.167	1-2	.500	1-4-5	2.5	9	1	4	5	0	0	17	8.5
2008-09	3-3	6-24	.250	3-16	.188	4-6	.667	2-4-6	2.0	4	0	7	6	0	5	19	6.3
2009-10	2-2	14-28	.500	6-13	.462	6-10	.600	2-6-8	4.0	5	0	3	7	2	2	40	20.0
TOTALS	7-7	27-72	.375	11-41	.269	11-18	.611	5-14-19	2.7	18	1	14	18	2	7	76	10.9

MORGAN TOLES CAREER SEC TOURNAMENT STATISTICS

Year	GP-GS	FG-FGA	Pct	3FG-FGA	Pct	FT-FTA	Pct	O-D-T (Reb.)	Avg	PF	FO	Ast	TO	Blk	Stl	Pts	Avg
2009-10	2-2	11-19	.579	0-0	.000	2-6	.333	1-6-7	3.5	7	0	10	14	1	1	24	12.0
TOTALS	2-2	11-19	.579	0-0	.000	2-6	.333	1-6-7	3.5	7	0	10	14	1	1	24	12.0

PASCALE WEST CAREER SEC TOURNAMENT STATISTICS

Year	GP-GS	FG-FGA	Pct	3FG-FGA	Pct	FT-FTA	Pct	O-D-T (Reb.)	Avg	PF	FO	Ast	TO	Blk	Stl	Pts	Avg
2009-10	2-0	0-2	.000	0-0	.000	0-0	.000	0-1-1	0.5	1	0	1	1	1	0	0	0.0
TOTALS	2-0	0-2	.000	0-0	.000	0-0	.000	0-1-1	0.5	1	0	1	1	1	0	0	0.0

AUBURN WOMEN'S BASKETBALL WEEKLY SCHEDULE

	Monday 28	Tuesday 1	Wednesday 2	Thursday 3	Friday 4	Saturday 5	Sunday 6
Feb. 28 through March 6	OFF	Practice 2:30 - 4:30 p.m. Auburn Arena	Practice 9:30 - 11:30 a.m. Auburn Arena Depart for Nashville, Tenn.	Auburn vs. Mississippi State 9 p.m. (FSN) Bridgestone Arena	Auburn vs. Vanderbilt 9 p.m. (FSN) Bridgestone Arena	Auburn vs. TBA 5:30 p.m. (ESPNU) Bridgestone Arena	Auburn vs. TBA 4:30 p.m. (ESPN2) Bridgestone Arena

General Information

School.....	Auburn University
City / Zip.....	Auburn, Ala. / 36849
Founded.....	Oct. 1, 1856
Enrollment.....	24,602
Nickname.....	Tigers
Colors.....	Burnt Orange and Navy Blue
Home Court.....	Auburn Arena (9,121)
Affiliation.....	NCAA Division I
Conference.....	Southeastern Conference
President.....	Dr. Jay Gogue
Athletic Director.....	Jay Jacobs
Senior Women's Administrator.....	Meredith Jenkins
Faculty Athletics Representative.....	Dr. Mary Boudeaux
University Website.....	www.Auburn.edu

Team Information

2009-10 Record (SEC Record).....	15-16 (5-11)
SEC Finish / Tournament Finish.....	10th / Second Round
All-time SEC Record.....	187-157 (.544)
All-time SEC Tournament Record.....	34-27
Starters Returning/Lost.....	5/1
Lettermen Returning/Lost.....	9/2
Newcomers.....	5
First Year of Basketball.....	1971
Overall Record.....	794-360 (.688)
NCAA Tournament Appearances/Last.....	18/2009
NCAA Tournament Record.....	29-18
WNIT Appearances/Last.....	2/2007
WNIT Record.....	7-1

Basketball Staff

Head Coach (Alma Mater).....	Nell Fortner (Texas, 1982)
Record at Auburn.....	131-87 (7th season)
Career Record.....	148-98 (8th season)
Associate Head Coach (Alma Mater).....	Kerry Cremeans (Florida, 1994)
Assistant Coaches (Alma Mater).....	Mark Simons (Aquinas College, 1972)
.....	Carla McGhee (Tennessee, 1990)
Director of Basketball Operations.....	Melissa Maines
Director of Administrative Support Services.....	Arnika Edwards
Administrative Assistant.....	Ashley Langford
Student Assistant.....	Reneisha Hobbs
Video Coordinator.....	Kelly Komara
Secretary.....	Ann Yates
Basketball Office Phone.....	(334) 844-9200
Basketball Office Fax.....	(334) 844-9862
Strength and Conditioning.....	Megan Young
Athletic Trainer.....	Angie Lawrence
Academic Counselor.....	Mary Ann Taylor-Sims

Radio Broadcast Information

Radio Station.....	WMXA (96.7 FM)
Play-by-Play.....	Andy Burcham
Color.....	Arnika Edwards
Burcham Email.....	aburcham@auburnnetwork.com
Burcham Office Phone.....	(334) 826-2929
Network Address.....	Auburn Network, Inc.
.....	P.O. Box 950
.....	Auburn, AL 36831-0950

MISSISSIPPI STATE MEDIA RELATIONS

For information on the Mississippi State Bulldog women's basketball team, contact Jay Middleton in the media relations office. His number is 662.418.9139 and his email is jgm71@mstate.edu.

For more information, go to www.MStateAthletics.com.

RANKINGS

Auburn and Mississippi State are not ranked.

NEXT UP FOR THE TIGERS

With a win over Mississippi State, Auburn would face No. 3 seed Vanderbilt in the SEC Tournament quarterfinals. Tipoff is set for 9 p.m., Friday.

AUBURN'S POST-GAME PROCEDURE

After a cooling-off period, the Auburn locker room will be open for 30 minutes. Coach Fortner and two players will meet with the media in the interview room.

ON THE TUBE

This will be Auburn's eighth televised game this season as it airs live on the Fox Sports Net. Dave Baker will call the action with LaChina Robinson adding analysis. Auburn is 3-4 in televised games this season.

QUICK HITS

Auburn is in its 40th season of women's basketball and sports an all-time record of 794-360... AU has made 18 NCAA Tournament appearances, two WNIT appearances and three Final Fours in the program's history... Head Coach Nell Fortner is in her seventh season at Auburn with a 148-98 career record and a 131-87 record on the Plains... The Tigers are coming off a 15-16 season in 2010.

AUBURN-MISSISSIPPI STATE SERIES

This will be the 47th meeting between Auburn and Mississippi State with the Tigers leading, 32-14. The series is tied 1-1 when playing on a neutral court, but Auburn and has won six of the last eight overall meetings.

Previous meetings against Mississippi State:

Jan. 3, 1977	W	71-70 (OT)	Auburn
Jan. 4, 1978	L	56-73	Starkville, Miss.
Jan. 22, 1979	L	56-65	Auburn
Feb. 19, 1979	L	61-64	Starkville, Miss.
Jan. 9, 1980	W	70-65	Starkville, Miss.

Jan. 19, 1981	W	72-59	Auburn
Jan. 16, 1982	W	68-47	Auburn
Feb. 13, 1982	W	80-61	Starkville, Miss.
Jan. 3, 1983	W	77-59	Auburn
Feb. 12, 1983	W	83-65	Starkville, Miss.
Jan. 12, 1984	W	72-47	Auburn
Feb. 11, 1984	W	60-49	Starkville, Miss.
Jan. 7, 1985	W	79-49	Auburn
Feb. 9, 1985	W	78-57	Starkville, Miss.
Jan. 11, 1986	W	82-32	Starkville, Miss.
Feb. 11, 1987	W	82-35	Auburn
Jan. 16, 1988	W	76-65	Starkville, Miss.
Mar. 5, 1988	W	78-48	Albany, Ga.
Jan. 11, 1989	W	77-35	Auburn
Jan. 10, 1990	W	83-48	Starkville, Miss.
Jan. 26, 1991	W	89-38	Auburn
Feb. 2, 1992	L	51-62	Starkville, Miss.
Jan. 30, 1993	W	72-64	Auburn
Feb. 12, 1994	W	85-47	Starkville, Miss.
Feb. 11, 1995	W	77-63	Auburn
Jan. 20, 1996	L	67-71	Starkville, Miss.
Jan. 18, 1997	W	77-59	Auburn
Jan. 25, 1998	L	59-63	Starkville, Miss.
Jan. 24, 1999	W	57-46	Auburn
Jan. 27, 2000	L	74-68(OT)	Starkville, Miss.
Mar. 3, 2000	L	66-56	Chattanooga, Tenn.
Jan. 25, 2001	W	78-48	Auburn
Jan. 20, 2002	W	81-61	Auburn
Feb. 3, 2002	L	57-76	Starkville, Miss.
Jan. 23, 2003	L	60-69	Starkville, Miss.
Mar. 2, 2003	L	56-65	Auburn
Jan. 29, 2004	W	80-53	Auburn
Feb. 27, 2005	L	68-75(OT)	Starkville, Miss.
Jan. 29, 2006	W	74-44	Auburn
Feb. 4, 2007	W	63-57	Starkville, Miss.
Feb. 3, 2008	W	68-42	Auburn
Feb. 15, 2009	W	63-58	Starkville, Miss.
Jan. 3, 2010	L	58-73	Auburn
Feb. 21, 2010	W	50-36	Starkville, Miss.
Jan. 20, 2011	W	45-41	Starkville, Miss.
Feb. 6, 2011	L	45-57	Auburn, Ala.

Statistical Comparison - Auburn vs. Mississippi State

	Auburn	Mississippi St.
Coach:	Nell Fortner	Sharon Fanning-Otis
Career Record:	148-98	593-503
Top Scorer:	Smalley (12.1)	Govero (12.8)
Top Rebounder:	Alverson (4.6)	Brown (8.3)

Series Record:	Auburn leads, 32-14
- at Auburn	Auburn leads, 18-4
- at Starkville, Miss.	Auburn leads, 13-9
- at Neutral	Series tied, 1-1
- Overall Streak	Mississippi State won the last meeting

Record	15-14	12-16
Conference Record	8-8	4-12
RPI Ranking	86	121
Points Per Game	61.6	58.6
Scoring Margin	+0.6	-0.8
FG Percentage	.394	.376
Opp. FG %	.394	.377
3FG Percentage	.315	.334
Opp. 3FG %	.351	.293
Rebounds	37.6	38.8
Opp. Rebounds	37.9	40.0
Rebound Margin	-0.3	-1.2
Turnovers	17.0	16.5
Opp. Turnovers	18.8	17.1
Steals	8.8	8.1
Opp. Steals	7.9	6.7
Blocks	3.9	3.7
Opp. Blocks	3.1	3.5

Around the SEC (Through Games of March 2, 2011)

	SEC	Pct.	Overall	Pct.
Tennessee	16-0	1.000	28-2	.933
Kentucky	11-5	.688	22-7	.759
Vanderbilt	10-6	.625	19-10	.655
Georgia	10-6	.625	20-9	.690
South Carolina	8-8	.500	16-13	.552
Auburn	8-8	.500	15-14	.517
LSU	8-8	.500	18-12	.600
Florida	7-9	.438	17-13	.567
Arkansas	6-10	.375	18-10	.643
Alabama	5-11	.313	16-13	.552
Mississippi State	4-12	.250	12-16	.429
Ole Miss	3-13	.188	10-18	.357

This Week in the SEC**Thursday, March 3 • SEC Tournament First Round**

#9 Arkansas vs. #8 Florida [FSN]	12 p.m.
#10 Alabama vs. #7 LSU [FSN]	2:30 p.m.
#12 Ole Miss vs. #5 South Carolina [FSN]	6:30 p.m.
#11 Mississippi State vs. #6 Auburn [FSN]	9 p.m.

Friday, March 4 • SEC Tournament Quarterfinals

Game 1 winner vs. #1 Tennessee [FSN]	12 p.m.
Game 2 winner vs. #2 Kentucky [FSN]	2:30 p.m.
Game 3 winner vs. #4 Georgia [FSN]	6:30 p.m.
Game 4 winner vs. #3 Vanderbilt [FSN]	9 p.m.

Saturday, March 5 • SEC Tournament Semifinals

Game 5 winner vs. Game 7 winner [ESPN2]	3 p.m.
Game 6 winner vs. Game 8 winner [ESPN2]	5:30 p.m.

Sunday, March 6 • SEC Tournament Championship

Game 9 winner vs. Game 10 winner [ESPN2]	4:30 p.m.
--	-----------

All Times Central

Moving On Up (Auburn Players in the Career Rankings)...

- **Alli Smalley** now holds the Auburn record for career 3-pointers with 218 and career 3-point attempts with 622
- **Alli Smalley** needs 7 more field goals to tie Linda Godby for 9th all-time in career field goals at Auburn
- **Alli Smalley** needs 26 more points to tie Angie Hannah for 8th all-time in career scoring at Auburn
- **Alli Smalley** needs 3 more 3-pointers to tie Blanche Alverson for 10th all-time in single-season 3-point field goals
- **Blanche Alverson** needs 1 more 3-pointer to tie Tamela McCorvey for 8th all-time in career 3-point field goals
- **Blanche Alverson** needs 1 more 3-pointer to tie Nitasha Brown for 9th all-time in single-season 3-point field goals

SCOUTING AUBURN

After entering the month of February in a tie for second place in the SEC, the Tigers struggled to finish out the season with a 2-6 mark in the month. Auburn managed to finish the season in a tie for fifth in the SEC and enters the conference tournament as the No. 6 overall seed.

The Tigers have lived off their defense this season, averaging 8.8 steals and 3.9 blocks per game. Auburn opponents average 18.8 turnovers per game with the Tigers scoring an average of 17.8 points per game off of turnovers.

Senior Alli Smalley, an All-SEC First Team selection, leads the team with 12.1 points per game, followed by sophomore Blanche Alverson with 10.9 per game. Smalley and Alverson have also combined to average 3.3 3-pointers made per game.

Alverson also leads the team in rebounding with 4.6 boards per game, followed by freshman Jassany Williams with 3.7 per game. Sophomore Morgan Toles averages 8.6 points and 5.1 assists per game, good enough for first in the SEC.

SCOUTING MISSISSIPPI STATE

Mississippi State picked up its first SEC win of the season on Feb. 6 at Auburn. The victory sparked a Bulldog run in which MSU won four of its last seven games of the season.

Mississippi State has three players averaging double figures, led by Mary Kathryn Govero with 12.8 points per game. She is followed by Diamber Johnson with 12.5 points and Porsha Porter with 10.1 points per game.

The Bulldogs have struggled to score points this season, scoring more than 60 points only five times in SEC play. For the season, MSU averages 58.6 points per game, but still manage to hold its opponents to 59.4 points per game.

As a team, the Bulldogs shoot 37.6 percent from the field and 33.4 percent from 3-point range. MSU has several 3-point threats as four different players have hit at least 20 treys this season. Govero leads the way with 76 at a .392 clip, followed by Porter with 33 on the season and Johnson with 31.

LAST TIME OUT FOR AUBURN

The Auburn women's basketball team was unable to hold off surging No. 20/20 Kentucky as the Tigers fell 76-62 to close out the regular season Feb. 27 at the Auburn Arena.

Senior Alli Smalley recorded a season-high 24 points in her final home game as a Tiger, followed by junior Morgan Jennings with a career-high 16. Junior Chantel Hilliard added 10 points while sophomore Blanche Alverson scored 10 and pulled down a team-high eight boards.

Auburn battled back-and-forth with the Wildcats in an opening half that saw seven ties and five lead changes. A pair of Kentucky free throws tied the game at 30 with 49 seconds left in the half. A Peyton Davis steal with just seconds remaining led into a 25-foot running buzzer-beater from Smalley, igniting the crowd and sending the Tigers into the half up, 33-30.

Although the Wildcat defense amped up the pressure in the second half, they were unable to slow Smalley who scored 15 second-half points. The Arab, Ala., native was 3-of-6 from outside the arc in the second half and connected on all four free-throw attempts.

The high-pressure Kentucky defense began to take its toll on the Auburn offense as the half wore on with the Wildcats slowly pulling away from the Tigers. A Victoria Dunlap layup with 4:57 left gave Kentucky its first double-digit lead of the game. The Tigers, however, could never bring the deficit back to single-digits as the Wildcats pulled away for the 76-62 win.

LAST TIME OUT FOR MISSISSIPPI STATE

Playing on Senior Day, senior Mary Kathryn Govero scored 18 points to lead Mississippi State to a 65-55 win over Ole Miss on Sunday, completing the regular-season sweep of the in-state rival.

Junior Diamber Johnson recorded her first double-double as a Bulldog, finishing with 16 points and 10 assists.

Up only one at halftime, Mississippi State used a 12-3 run midway through the second half to break away from the Rebels. Ole Miss got no closer than eight the rest of the game.

MSU shot 39.7 percent from the field and hit 11-of-28 three-point attempts. The Bulldogs also won the rebounding battle, 35-30.

FORTNER VS. FANNING-OTIS

This will be the 10th meeting between Nell Fortner and Mississippi State's Sharon Fanning-Otis with Fortner holding the 6-3 advantage.

Fortner is in her seventh season at Auburn and eighth overall as a collegiate head coach, holding a 148-98 career record. Fanning-Otis is in her 35th season as a collegiate head coach, 16th at MSU, and holds a 593-503 career record.

AGAINST THE SEC

Auburn has a 187-158 all-time record in the Southeastern Conference. The Tigers have won five SEC titles and four SEC Tournament titles, most recently winning the regular-season title in 2009 after 14-2 league mark.

Associated Press Top-25 Poll**Week 16 (Feb. 28)**

Rank	School	Record	Points	Pvs
1	Connecticut (36)	28-1	972	1
2	Stanford (3)	26-2	932	2
3	Baylor	26-2	887	3
4	Tennessee	28-2	871	4
5	Texas A&M	24-3	807	5
6	Xavier	25-2	786	6
7	Notre Dame	24-5	712	8
8	Duke	26-3	709	9
9	UCLA	24-3	665	11
10	Miami (Fla.)	26-3	619	12
11	Michigan State	25-4	571	10
12	DePaul	25-5	528	7
13	Maryland	23-6	499	15
14	Florida State	23-6	452	14
15	Wisconsin-Green Bay	27-1	422	17
16	Kentucky	22-7	297	20
17	Georgetown	21-8	290	18
18	Oklahoma	19-9	269	16
19	North Carolina	22-7	232	13
20	Marquette	22-6	227	24
21	Marist	27-2	200	21
22	Gonzaga	26-4	159	23
23	Iowa State	20-8	111	25
24	Iowa	22-7	95	NR
25	Houston	24-4	82	NR

Others Receiving Votes: West Virginia 61, Georgia Tech 54, Ohio State 43, Louisiana Tech 32, Texas Tech 29, Penn State 25, **Temple 17**, Brigham Young 9, St. John's 6, **Georgia 2**, Princeton 2, Louisville 1.

USA Today / ESPN Top-25 Coaches Poll**Week 16 (March 1)**

Rank	School	Record	Points	Pvs
1	Connecticut (30)	29-1	774	1
2	Stanford (1)	26-2	739	2
3	Baylor	26-2	701	3
4	Tennessee	28-2	691	4
5	Texas A&M	24-3	651	5
6	Xavier	25-2	627	6
7	Duke	26-3	566	9
8	Notre Dame	24-6	531	7
9	UCLA	24-3	529	9
10	Miami (Fla.)	26-3	464	14
11	Michigan State	25-4	455	8
12	Wisconsin-Green Bay	27-1	411	13
13	DePaul	26-5	405	11
14	Florida State	23-6	396	12
15	Maryland	23-6	337	17
16	Kentucky	22-7	282	20
17	Oklahoma	19-9	227	15
18	Marist	27-2	198	21
19	North Carolina	22-7	190	16
20	Gonzaga	26-4	157	23
21	Georgetown	21-9	139	19
22	West Virginia	22-8	137	18
23	Marquette	22-7	122	22
24	Houston	24-4	93	25
25	Iowa State	20-8	83	24

Others Receiving Votes: Iowa 56, St. John's 29, Louisiana Tech 15, Louisville 11, Northern Iowa 11, Georgia Tech 8, Ohio State 8, Rutgers 7, Syracuse 6, Texas Tech 5, Middle Tennessee State 4, Penn State 4, **Temple 4**, Brigham Young 1, Princeton 1.

Bold denotes 2010-11 opponents

LAST TIME VS. MISSISSIPPI STATE (Feb. 6, 2011)

The Auburn women's basketball team struggled to find an offensive rhythm Feb. 6 as the Tigers fell to Mississippi State, 57-45, at Auburn Arena. Sophomore Blanche Alverson led the Tigers in scoring with 19 points while Mississippi native Chantel Hilliard scored 12 with a team-high six rebounds in her second start of the season.

Hilliard was starting in place of senior Alli Smalley, who missed the last two days of practice with an illness. Smalley still made it into the game, scoring five points with two steals off the bench. The missed start ended a 106-game consecutive start run for Smalley, the second-longest in Auburn history behind Kristen Mulligan's 118 consecutive starts.

The game was also Auburn's Pink Zone Game to bring awareness to breast cancer. The Tigers teamed with Alfa Insurance to donate \$5,000 to the Montgomery-based Joy to Life Foundation.

Coming off a tough 69-38 loss at Kentucky on Thursday, the Tigers' offensive woes continued as Auburn shot 33.3 per cent from the field, including a season-low 17 points in the second half. As a team, the Bulldogs were 22-of-58 from the field, for 38 percent, and 5-of-7 from the line. Although entering the game last in the conference for 3-point shooting, State finished the day 8-of-15 from outside the arc.

Porter led the Bulldogs with 21 points followed by Mary Kathryn Govero with 12. Catina Bett pulled down a game-high 11 rebounds with her six points.

LAST TIME VS. MISSISSIPPI STATE IN THE SEC TOURNAMENT (March 3, 2000)

Auburn and Mississippi State last met in the SEC Tournament exactly 10 years ago with the Bulldogs pulling out the 66-56 win in Chattanooga, Tenn.

MSU hit 10 three-pointers in the game, led by five from Hall, who scored a team-high 17 points. Thomas scored 16 while Harris scored 14.

Lori Nero scored 23 points with 11 rebounds to lead Auburn. Consweila Sparrow also notched a double-double with 11 points and 10 rebounds.

ON THIS DATE . . .

Auburn is 5-5 all-time when playing on March 3, and is 1-1 under Nell Fortner. All 10 games on March 3 have come in the SEC Tournament. The Tigers lost their last game on March 3, falling to Tennessee, 77-45, in 2006. The last win came in 2005 with Auburn downing Kentucky, 62-57.

IN MARCH

Auburn is 81-45 all-time in the month of March, including an 8-9 mark under Nell Fortner (records begin in 1978-79 season, not all dates provided prior to or during that season). Auburn is 59-44 in post-season play in the month of March.

AGAINST THE MAGNOLIA STATE

Auburn holds a 70-45 record against teams from the state of Mississippi. Records against Mississippi teams: Delta State (1-2),

Jackson State (3-2), Ole Miss (28-22), Mississippi College (0-1), Mississippi State (32-14), Mississippi University for Women (1-4) and Southern Mississippi (4-2).

WHEN PLAYING IN TENNESSEE

When playing in the state of Tennessee, Auburn holds a 28-42 record and a 7-14 record when playing in Nashville. Records against teams when playing in Tennessee: Alabama [Chattanooga] (0-2), Alabama [Memphis] (0-1), Arkansas [Nashville] (1-0), Florida [Chattanooga] (1-1), Florida [Nashville] (1-0), Georgia [Chattanooga] (1-0), Kentucky [Knoxville] (1-1), Kentucky [Chattanooga] (1-1), LSU [Knoxville] (1-0), LSU [Chattanooga] (1-0), Louisiana Tech [Knoxville] (1-0), Middle Tennessee State [Murfreesboro] (2-0), Mississippi [Knoxville] (0-1), Mississippi [Chattanooga] (1-1), Mississippi State [Chattanooga] (0-1), Morgan State [Cookeville] (1-0), Old Dominion [Knoxville] (1-0), Stanford [Knoxville] (0-1), Tennessee [Knoxville] (2-16), Tennessee [Chattanooga] (1-0), Tennessee-Chattanooga [Chattanooga] (3-2), Tennessee Tech [Cookeville] (2-0), Vanderbilt [Knoxville] (1-0) and Vanderbilt [Nashville] (5-14).

MISSISSIPPI TIGERS

Auburn junior Chantel Hilliard, a native of Biloxi, Miss., will play against her home state for the fourth time this season as Auburn takes on Mississippi State.

Hilliard has another connection to MSU in her older sister Chalandra Hilliard. Chalandra played at Mississippi State from 2003-06.

Head Coach Nell Fortner is also a Mississippi native, hailing from Laurel, Miss. She was born in Jackson, Miss.

THE FANNING-OTIS CONNECTION

Prior to getting her first full-time coaching position at Purdue, Auburn assistant coach Kerry Cremeans got her start in coaching at Kentucky as a graduate assistant from 1994-96 under current Mississippi State head coach Sharon Fanning-Otis.

IN THE SEC TOURNAMENT

Auburn has a 34-27 all-time record in the SEC Tournament and has won it on four occasions - 1981, 1987, 1990 and 1997. Coach Fortner is 6-6 in the tournament. This is Auburn's fourth appearance in the SEC Tournament as the No. 6 seed. The Tigers are 3-3 as the No. 6 seed.

AS THE NO. 6 SEED

This is Auburn's fourth appearance in the SEC Tournament as the No. 6 seed, having done so in 1983, 1994 and 2008. The Tigers won their first-round game in each of the previous three appearances.

In 1983, Auburn downed Kentucky (85-70) before falling to Ole Miss (72-62). In 1994, the Tigers beat LSU (76-63) before losing to Florida (72-67).

Most recently, Auburn defeated Arkansas (73-51) in Nashville in 2008. The Tigers then lost to Vanderbilt (49-44).

SEC POSTSEASON HONORS

(By vote of SEC head coaches)

SEC Player of the Year

Shekinna Stricklen, Tennessee

SEC Freshman of the Year

Meighan Simmons, Tennessee

SEC Defensive Player of the Year

Victoria Dunlap, Kentucky

SEC Sixth Woman of the Year

Stephanie Holzer, Vanderbilt

SEC Scholar-Athlete of the Year

Mary Kathryn Govero, Mississippi State

SEC Coach of the Year

Pat Summitt, Tennessee

All-SEC First Team

Tierney Jenkins, Alabama
 Alli Smalley, Auburn
 Porsha Phillips, Georgia
 Victoria Dunlap, Kentucky
 LaSondra Barrett, LSU
 Shekinna Stricklen, Tennessee
 Glory Johnson, Tennessee
 Jence Rhoads, Vanderbilt

All-SEC Second Team

C'eira Ricketts, Arkansas
 Sarah Watkins, Arkansas
 Jasmine James, Georgia
 A'dia Mathies, Kentucky
 Kayla Melson, Ole Miss
 Mary Kathryn Govero, Mississippi State
 Iesia Walker, South Carolina
 Meighan Simmons, Tennessee

SEC All-Freshman Team

Kaneisha Horn, Alabama
 Jatterra Bonds, Florida
 Khaalidah Miller, Georgia
 Bernisha Pinkett, Kentucky
 Valencia McFarland, Ole Miss
 Meighan Simmons, Tennessee
 Jasmine Lister, Vanderbilt
 Stephanie Holzer, Vanderbilt

SEC All-Defensive Team

Tierney Jenkins, Alabama
 Meredith Mitchell, Georgia
 Victoria Dunlap, Kentucky
 A'dia Mathies, Kentucky
 Katherine Graham, LSU
 Glory Johnson, Tennessee

LAST TIME IN THE SEC TOURNAMENT

Auburn, as the No. 10 seed, went 1-1 last year in the SEC Tournament. The Tigers upset No. 7 Florida, 74-61, in the first round before falling to eventual runner-up Kentucky, 65-54, in the quarterfinals.

Alli Smalley scored a career-high 29 points to lead Auburn to the first-round win over Florida. She scored 11 vs. Kentucky while Morgan Toles added a team-high 13 points in the season-ending loss.

VS. MISSISSIPPI STATE IN THE SEC TOURNAMENT

Auburn and Mississippi State have twice met before in the SEC Tournament. The Tigers won the first meeting, 69-48, in Albany, Ga., in 1988. MSU won the last meeting, 66-56, in 2000 in Chattanooga, Tenn.

SEC IN NASHVILLE

Auburn has a 2-3 record in the SEC Tournament when it is played in Nashville. In each of the three previous Nashville tournaments, the Tigers have fallen to Vanderbilt in the tournament quarterfinals.

Coincidentally, if Auburn were to defeat Mississippi State and advance to the quarterfinals, the Tigers would face the Commodores.

BEEN THERE, DONE THAT

Two Auburn coaches, Kerry Cremeans (Florida) and Carla McGhee (Tennessee), both played in the SEC Tournament during their college days.

During her four years at Florida, Cremeans went 1-4 in the SEC Tournament with the lone win coming against Auburn, 72-67, in 1994. McGhee helped Tennessee to a 6-2 record in the SEC Tournament, capturing the tournament title in 1989.

FOUR IN FOUR DAYS

Having to play on the first day of the tournament, Auburn will attempt to do what only three teams have ever done before - win four games in four days to win the SEC Tournament. Kentucky accomplished the feat first, defeating Florida (89-87), Alabama (82-76), LSU (85-71) and Tennessee (80-74) to win the 1982 SEC Tournament title in Lexington, Ky.

Auburn became the second team to do it in 1997, downing Ole Miss (72-64), Georgia (75-47), Tennessee (61-59) and Florida (52-47) to take the title in Chattanooga, Tenn.

Vanderbilt was the most recent team to overcome the odds, defeating Kentucky (60-41), Auburn (76-74), LSU (78-66) and Georgia (62-56) for the 2004 title in Nashville, Tenn.

In all, only seven teams that played on the first day of the tournament have ever advanced to the championship game.

ALLI SMALLEY NAMED TO ALL-SEC FIRST TEAM

Auburn senior Alli Smalley was named to the All-SEC First Team, the league announced March 1. Smalley, a native of Arab, Ala., finished the regular season averaging 12.1 points and 3.2 rebounds per game. She posted 11.6 points and 3.6 rebounds in SEC play and she scored more than 20 points in three games this season, including the last two.

She also led the Tigers in steals, averaging 1.7 per game this season, good enough to rank 10th in the SEC.

POST-SEASON ELIGIBLE

With its 63-58 win at #22 Georgia on Feb. 24, Auburn picked up its 15th victory of the season, making the team post-season eligible. With 15 wins, the Tigers are guaranteed to finish at least .500 on the season.

SENIOR DAY SPOILERS

Playing on Georgia's Senior Night on Feb. 24, Auburn served as the spoiler by defeating the Bulldogs, 63-58. The victory was Auburn's first over a ranked team this season and the first for the Tigers in Athens, Ga., since Feb. 7, 1993.

COUNTING DOWN TO 800

The Auburn women's basketball team is counting down to 800 victories in the program's history, currently sitting at 794. With postseason play coming up, Auburn could reach the 800 plateau this season.

1,500 FOR ALLI

With her 19 points at Arkansas on Feb. 13, senior Alli Smalley joined an exclusive club as she became just the ninth Auburn player ever to score 1,500 career points. The 19 points gave her exactly 1,500 points on her career. She is the second player recruited to Auburn by Nell Fortner to reach the plateau, joining DeWanna Bonner.

DEADLY TANDEM

Alli Smalley and Blanche Alverson have hit 307 combined 3-pointers in their career, making them the second-most dangerous long-range duo in Auburn's history.

Samantha Williams and Kristen Mulligan hold the honor as Auburn's most prolific 3-point duo, connecting on 310 from 1992-96.

STINGY TIGERS

Five different Tigers have at least 20 steals so far this season. Senior Alli Smalley leads the way with 48, followed by Morgan Toles with 30. Blanche Alverson has 26 while freshman Jassany Williams and junior Morgan Jennings have 26 and 24, respectively.

A NEW LINEUP

With the departure of Jordan Greenleaf from the team, Auburn utilized its sixth different starting lineup of the season Feb. 10 at LSU. Included in the lineup was freshman Jassany Williams, who earned the first start of her career. Sophomore Blanche Alverson is the only Tiger to have started in every game this season.

BOUNCING BACK

After winning the season-opener, Auburn went on to lose the next four games, including two to ranked teams. Since then, the Tigers have notched a 14-10 record to move above .500 for the first time since the season-opener.

The Southeastern Conference**Commissioner:** Mike Slive**Founded:** 1933**Members:**

Alabama Crimson Tide
 Arkansas Lady Razorbacks
 Auburn Tigers
 Florida Gators
 Georgia Bulldogs
 Kentucky Wildcats
 LSU Tigers
 Mississippi Rebels
 Mississippi State Bulldogs
 South Carolina Gamecocks
 Tennessee Lady Volunteers
 Vanderbilt Commodores

SEC Media Relations**Women's Basketball Contact:** Tammy Wilson**Address:**

2201 Richard Arrington Blvd.
 Birmingham, Ala. 35203-1103

Phone: 205.458.3000**Fax:** 205.458.3031**E-mail:** twilson@sec.org**Web site:** www.SECsports.com**SEC Women's Basketball Notes**

- The SEC has posted impressive non-conference records in the last decade. The SEC compiled a 121-45 (.729) non-conference record during the 2009-10 season.
- Since the 1990 season, the SEC has compiled a 2,774-844 (.767) record against other conferences. The league has recorded 150+ wins during eight seasons and has never recorded a non-conference winning percentage below .723.
- SEC teams have earned appearances in 25 of 29 NCAA Final Fours, an accomplishment unmatched by any other league.
- Overall, SEC squads have filled 34 of the 116 Final Four berths, including having two Final Four teams in 1988 (Auburn, Tennessee), 1989 (Auburn, Tennessee), 1995 (Georgia, Tennessee), 1996 (Georgia, Tennessee), 1998 (Arkansas, Tennessee), 2004 (LSU, Tennessee), 2005 (LSU, Tennessee), 2007 (LSU, Tennessee) and 2008 (LSU, Tennessee).
- SEC teams have made 18 appearances in a nation-high 16 NCAA Championship games, winning eight NCAA Championships (Tennessee: 1987, 1989, 1991, 1996, 1997, 1998, 2007 and 2008).
- The league also had the distinction of providing both national finalists twice in its history in 1996 (Tennessee 83, Georgia 65) and in 1989 (Tennessee 76, Auburn 60).
- SEC teams have won 329 NCAA Tournament games against 168 losses (.662) for an average of 11.4 NCAA wins per year.
- In addition, all 12 current members have appeared in the NCAA Tournament.
- The SEC has paced the pack in NCAA tournament bids 21 times in its 29-year history.
- The SEC was the first league to ever have eight teams invited to the NCAA Tournament, doing so in 1999 and 2002.
- The SEC was also the first league to ever have seven teams invited to the NCAA Tournament and earned this honor a leading seven times (1986, 1991, 1995, 1996, 1997, 2003, 2004).
- The SEC is one of a handful of leagues to have won three national tournament titles with eight NCAA, two WNIT and three NWIT. Along with the eight NCAA championships won by Tennessee, Arkansas (1999) and Auburn (2003) captured the current Women's NIT titles. But the first-ever SEC national title belongs to Georgia, winners of the 1981 NWIT which predates the current NCAA tournament. LSU (1985) and Kentucky (1990) each won NWIT titles. Both Arkansas (1987) and South Carolina (1979) won the WNIT as members of their previous conferences.
- In 2003, Auburn won the WNIT title with wins over South Alabama, Florida State, Richmond, Creighton and Baylor. In 1999, the Arkansas Lady Razorbacks defeated Wisconsin 76-64 to claim the SEC's first WNIT championship.
- In 1981, Georgia defeated Pittsburg, California and Arizona State (in OT) to capture the NWIT Championship, the first-ever national championship of any kind for the SEC in women's basketball.

ALVERSON NAMED SEC PLAYER OF THE WEEK**(Jan. 17)**

For the first time in her career, Auburn sophomore Blanche Alverson was named the Southeastern Conference Player of the Week, the league announced Jan. 17. Alverson earned the award after leading the Tigers to a 2-0 record during the previous week, averaging 18.0 points, 5.0 rebounds and 3.5 steals per game.

Included in the week was a career-high 27 points and five 3-pointers vs. Ole Miss. She also tallied a career-high four steals vs. LSU along with two blocked shots.

TURNING ON THE DEFENSE

Senior Alli Smalley has turned up the defensive pressure lately. The senior has 48 steals on the season, but 32 of them have come in the last 17 games. Since the Dec. 30 game vs. Jacksonville State, Smalley is averaging 1.9 steals per game. Her 1.7 steals per game on the season rank her 10th in the SEC.

DONE AT 106

Senior Alli Smalley earned her first career start on Dec. 29, 2007 at Saint Joseph's, the 14th game of her collegiate career. That would be the first of 106 consecutive starts for Smalley. The run ended Feb. 6 as she was held out of the starting lineup vs. Mississippi State because of illness.

Her 106-game consecutive start streak is the second-longest in team history, trailing only Kristen Mulligan and her 118-game consecutive start streak from 1992-96.

BREAKING INTO THE TOP 10

With her layup at the 3:42 mark of the first half of the Jan. 16 game vs. LSU, senior Alli Smalley tied former Tiger Lori Monroe (1979-83) for 10th all-time in career scoring at Auburn with 1,409 points.

Smalley went on to score 10 points in the game, giving her sole possession of 10th. She currently ranks ninth with 1,557 career points.

BOMBS AWAY

With her two 3-pointers on Jan. 20 at Mississippi State, sophomore Blanche Alverson moved into Auburn's top-10 career 3-point list. The pair gave her 75 on her career, moving her past DeWanna Bonner for sole possession of 10th all-time.

She currently ranks ninth with 89 on her career.

CLEARING 20

Senior Alli Smalley became the first Tiger to clear the 20-point plateau this season, scoring 22 in Auburn's loss to Temple on Dec. 4. She did it again at Georgia on Feb. 24, tallying 22 points to lead the Tigers past the Bulldogs, and then again on Feb. 27 vs. Kentucky, scoring 24 points. It was the 16th time in her career for her to clear 20 points.

Sophomore Blanche Alverson followed with her first career 20-point game against Ole Miss on Jan. 13 with a career-high 27 points. Fellow Sophomore Morgan Toles notched one of her own on Jan. 30 against South Carolina, scoring a career-high 21 points in the win.

OFFENSIVE EXPLOSION

Auburn tied its season-high with 85 points scored against Ole Miss on Jan. 13. It ties the mark the Tigers set earlier in the season against Seton Hall. The 85 points is also the most for the Tigers against an SEC opponent since Auburn racked up 94 points against Arkansas on March 1, 2009.

DOUBLE DOWN

Senior Jordan Greenleaf pulled down 12 rebounds with 16 points in the season-opener against Florida State, earning her first double-double of the season and fourth of her career. She came back with another at South Florida, scoring 13 points with 10 rebounds.

Against Jacksonville State, sophomore point guard Morgan Toles notched her first career double-double with 10 points and 10 assists. She became the first Auburn player to record a points-assists double-double since Whitney Boddie accomplished the feat against Ole Miss on March 6, 2009 in the SEC Tournament.

LEAGUE BEST

Sophomore Morgan Toles has proven herself to be among the best point guards in the SEC this season. She currently leads the conference in assist-to-turnover ratio and assists. Toles has a league-best 2.4 assist-to-turnover ratio, well ahead of second-place Jence Rhoads (1.7) of Vanderbilt. Toles also averages 5.1 assists per game, leading Rhoads and her 4.8 per game.

DEFENSE MAKES OFFENSE

Auburn has used its defense to create its offense this season. So far, the Tigers have scored a total of 517 points off of turnovers (nearly 30 percent of Auburn's total points scored), including a season-high mark of 39 against Alabama A&M. AU has scored 20 or more points off turnovers in nine games this season.

While averaging 8.8 steals, 3.9 blocks and 18.8 opponent turnovers per game this season, Auburn has turned the efforts into an average of 17.8 points off turnovers per game.

TIGERS' RECORD WHEN...

When wearing white.....	8-7
When wearing orange.....	1-4
When wearing blue.....	6-1
When wearing pink.....	0-2
Leading at the half.....	10-3
Trailing at the half.....	5-9
Tied at the half.....	0-2
Scores 100+ points.....	0-0
Scores 90-99 points.....	0-0
Scores 80-89 points.....	3-0
Scores 70-79 points.....	4-0
Scores 60-69 points.....	5-4
Scores fewer than 60 points.....	3-10
Holds opponent to 41-50 points.....	4-0
Holds opponent to 31-40 points.....	0-0
Holds opponent to under 30 points.....	0-0
Shoots 50% FG or better.....	4-0
Shoots 40-49% FG.....	4-3
Shoots 39% or under FG.....	5-11
Holds opponent under 30% FG.....	1-1
Shoots higher FG% than opponent.....	11-2
Shoots lower FG% than opponent.....	4-12
Shoots higher FT% than opponent.....	6-3
Shoots lower FT% than opponent.....	9-11
Out-rebounds opponent.....	8-5
Out-rebounded by opponent.....	6-7
Tied in rebounds.....	1-2
Versus ranked opponent.....	1-5
In overtime.....	0-0
Games decided by 3 points or less.....	0-2
Games decided by 4-5 points.....	5-0
Games decided by 6-10 points.....	3-3
Games decided by 11-20 points.....	5-8
Games decided by 21-30 points.....	0-0
Games decided by 30+ points.....	2-1
On Television.....	3-4
In November.....	2-4
In December.....	5-2
In January.....	6-2
In February.....	2-6

BALANCED SCORING

Auburn had five players score in double figures in its last two non-conference games. Against Alabama A&M, it was Greenleaf (15), Alverson (14), Smalley (12), Hilliard (12) and Toles (11). Against Jacksonville State, it was Alverson (17), Greenleaf (15), Smalley (11), Tanner (11) and Toles (10).

Against Florida in the SEC home opener, the Tigers had four players score in double figures: Hilliard (17), Alverson (15), Greenleaf (11) and Smalley (10). The Tigers wrapped up SEC play just how it started with four players in double figures: Smalley (24), Jennings (16), Alverson (10) and Hilliard (10).

It marked the sixth time this season for Auburn to have four players in double figures. The other times were against South Alabama with Smalley (15), Williams (13), Greenleaf (11) and Toles (10) scoring in double figures; and against Seton Hall with Smalley (15), Jennings (14), Toles (12) and Alverson (12).

DOMINATING THE PAINT

Auburn has out-scored its opponents in the paint 14 times this season, but against Alabama A&M it was a dominating effort with 44 points scored in the paint. It marked the most points scored by the Tigers in the paint in almost two years as it was the most since Auburn tallied 56 against Arkansas on March 1, 2009.

SPREADING THE WEALTH

After freshman Tyrese Tanner led Auburn with 15 points at Chicago State, she became the sixth Tiger this season to lead Auburn in scoring. Others are Alli Smalley, Blanche Alverson, Chantel Hilliard, Morgan Toles and Jordan Greenleaf.

LONG DISTANCE RECORD BREAKER

With her 3-pointer with 1:22 left in the Temple game on Dec. 4, Auburn senior Alli Smalley recorded the 185th 3-pointer of her Auburn career, giving her sole possession of the AU 3-point record. She now has 218 on her career.

NO. 200 FOR NELL

The Dec. 21 game at Chicago State marked the 200th for Nell Fortner as Auburn's head coach. She picked up the win and had a 121-79 record through her first 200 games.

STARTING OFF WITH A WIN

Auburn opened SEC play at Alabama on Jan. 3 with a 66-55 victory, marking the third time under Nell Fortner for the Tigers to win their SEC opener and just the second time for Auburn to win its SEC road opener. All-time, the Tigers are now 12-20 in SEC road openers.

The Tigers came out in their next game to defeat Florida, 73-56, in Auburn's first SEC game in the new Auburn Arena. AU is now 18-14 in SEC home openers and 3-4 under Nell Fortner.

TOUGH START

Auburn is coming off its most difficult start to a season in the program's history. After opening against Mercer, Auburn played 16th-ranked Florida State and sixth-ranked Duke, giving the Tigers two ranked opponents in the first three games for the first time in school history.

BREAKING THE STREAK

Auburn's 85-51 win over Seton Hall broke a four-game losing streak for the Tigers - a streak that tied for the longest losing streak since the 2004-05 season. Auburn has not lost more than four consecutive games since it lost six in a row from Dec. 31, 2004 - Jan. 20, 2005.

TURN IT IN TO POINTS

The Tigers have notched a pair of impressive defensive performances this season. In the first, Auburn forced 31 Seton Hall turnovers on Nov. 27, turning them in to 36 points on the other end of the floor.

The Tigers were at it again against Alabama A&M, forcing 29 turnovers on 18 steals, turning them into 39 points on the other end. It marked the most points scored by the Tigers off turnovers since Auburn scored 39 against Sam Houston State on Dec. 5, 2008. The 18 steals were also the most since AU picked up 22 against Alabama A&M on Nov. 14, 2008.

DISHING IT OUT

By playing in her 30th career game against Mercer, Auburn sophomore became eligible for the career assist rankings. With 267 on her career, she ranks fifth all-time at Auburn with 4.8 per game.

I'M FIRST!

While it was Mercer's Sharnea Boykin who scored the first field goal in Auburn Arena, sophomore Blanche Alverson came down on the very next possession to pick up Auburn's first field goal and the first 3-pointer in the facility.

OFFENSE WINS GAMES

Auburn is 85-2 when scoring 70 or more points in the Nell Fortner era. The only times Auburn has lost when scoring at least 70 points was on Jan. 20, 2005 vs. No. 7 Tennessee, 71-81 and Feb. 19, 2009 at No. 18 Vanderbilt, 73-70. When scoring less than 70 points, Auburn is 46-85 during the Fortner era.

HOME COOKIN'

Since a 77-70 loss to Virginia on Jan. 5, 1992, the Auburn Tigers have compiled a 129-10 record against non-conference opponents when playing at home.

OUTSIDE THE LEAGUE

Nell Fortner has guided the Tigers to a 78-33 ledger in non-conference play. When playing at home, Fortner's teams have posted a 33-7 mark. The only seven non-conference losses at home came from Xavier on Dec. 2, 2005 (58-60), No. 2 Duke on Dec. 31, 2004 (61-80), No. 20 George Washington on Jan. 3, 2008 (66-68), No. 15 Texas A&M on Nov. 22, 2009 (59-79), No. 16 Florida State on Nov. 15, 2010 (61-67), No. 6 Duke on Nov. 18, 2010 (62-75) and Temple on Dec. 4, 2010 (62-61).

Quoting Head Coach Nell Fortner

On Mississippi State...

"Mississippi State's players are very talented. They're fast, they're quick and they can shoot. She (Head Coach Sharon Fanning-Otis) has some size inside. It was just a matter of them finding their chemistry and just finding themselves with pretty much a whole new lineup from last season outside of Mary Kathryn Govero. It was just a matter of them coming together, and that was something we had to go through after we lost our starting lineup from two years ago. I thought when we played them the first time, it was a defensive struggle, and then when they came here, those guards just really had a nice day shooting the ball. It was a struggle for us to shut them down. I think they're a talented team and a team that has inside and outside presence."

On the SEC Tournament...

"The SEC Tournament is such a fun tournament to watch and to be around that atmosphere. It's exciting - it's postseason play. It really has great energy and the games are very competitive. They're always close, and most of them go down to the wire. It's a great atmosphere and it will be a great experience for our kids. We have a lot of young kids on this team, and to be in that atmosphere and to compete in that setting, it will be exciting."

More on the tournament...

"We are looking forward to playing in the SEC Tournament and trying to pick up some more wins and compete as hard as we can and give ourselves the best opportunity for postseason play. I feel like our backs are against the wall, and having to recover from losing our point guard and kind of reassembling our team a little bit right here towards the end. I think we've found a little bit of our footing and hopefully we can continue finding it during the SEC Tournament."

BUILDING WITH EXPERIENCE

Auburn entered the 2010-11 season with a mix of youth and experience. Nine of the 14 players on the opening-day roster were either freshmen or sophomores, but among the nine returning players, Auburn brought back 250 games of experience as a starter.

ALVERSON NAMED TO CAPITAL ONE ACADEMIC ALL-DISTRICT IV SECOND TEAM

Sophomore Blanche Alverson was named to the Capital One Academic All-District IV Second Team, the College Sports Information Directors of America announced Feb. 3.

Alverson, a native of Andalusia, Ala., who is on a pre-med path, has a 3.62 grade-point average.

SMALLEY AND TANNER NAMED TO JUNKANOO JAM ALL-TOURNAMENT TEAM

For their play at the Junkanoo Jam, senior Alli Smalley and freshman Tyrese Tanner were named to the Junkanoo Jam All-Tournament Team.

Smalley averaged 13.5 points, 2.5 assists and 2.5 rebounds per game in the two games, scoring a team-high 15 points in Auburn's win over Seton Hall. Tanner averaged 6.0 points and 3.5 rebounds, along with a team-high 2.5 steals per game on the week.

Also on the all-tournament team were Boston College's Stefanie Murphy and Sacred Heart's Callan Taylor. BC's Carolyn Swords was named the tournament MVP.

SMALLEY NAMED PRESEASON ALL-SEC

Auburn senior Alli Smalley was named to the Preseason All-SEC team by both the coaches and the media. The Coaches selected Smalley to the Preseason All-SEC First Team while the media voted her to the Second Team.

Smalley averaged 15.7 points per game last season, chipping in 4.4 rebounds and 2.3 assists per outing.

AUBURN PICKED SIXTH IN SEC PRESEASON MEDIA AND COACHES POLLS

Coming off a 15-16 season, the Auburn women's basketball team was picked sixth in the preseason SEC media and coaches polls. Tennessee was the preseason favorite in both polls.

FIRST GAME IN AUBURN ARENA

Auburn won its inaugural game in the new \$86 million Auburn Arena. The Tigers defeated Mercer, 79-61, for the first regular-season Auburn win, men or women, in the new facility.

The Tigers move across the street this season from its former home, Beard-Eaves-Memorial Coliseum - the team's home since 1974. Auburn played its first game in BEMC on Jan. 11, 1974, defeating in-state rival Alabama, 69-31.

MAKING IT HOME

Nell Fortner enters her seventh season as Auburn's head coach, marking her longest tenure at any position in her career. The longest Fortner had stayed at a job prior to Auburn came from 1990-95 while she was an assistant coach at Louisiana Tech under legendary

head coach Leon Barmore.

NEW FACES

Auburn welcomes five new faces to its lineup this season in freshmen Peyton Davis (Birmingham, Ala.), Camille Glymph (Greenville, S.C.), Courtney Strain (Woodland, Ala.), Tyrese Tanner (Birmingham, Ala.) and Jassany Williams (Davie, Fla.). The recruiting class was ranked 18th in the country by ESPN.com's HoopGurlz.

TIGERS SIGN HASINA MUHAMMAD FOR 2011-12

The Auburn women's basketball signed 6-1 guard/forward Hasina Muhammad (Ridgeway HS, Memphis, Tenn.) to a National Letter of Intent, head coach Nell Fortner announced on Nov. 10.

Muhammad is ranked as the No. 66 overall player in the country by ESPN's HoopGurlz. She is also ranked as the 17th-best guard in the country and No. 2 prospect in Tennessee by HoopGurlz.

Muhammad was also ranked by two other recruiting services. She is the No. 50 overall prospect according to the All-Star Girls Report and No. 47 in the Girls Basketball Report.

WNBA CHAMPION... AGAIN

After winning a WNBA title in 2009 with the Phoenix Mercury, former Tiger Le'Coe Willingham put herself in select company when she turned around and won it again in 2010, this time with the Seattle Storm.

Willingham, a native of Augusta, Ga., averaged 5.5 points and 4.1 rebounds per game as she helped the Storm to a league-best 28-6 record.

The Storm swept Los Angeles in the first round of the playoffs, setting up a meeting of Willingham and her former team, the Mercury, in the conference finals. She defeated her old team, and former Tiger DeWanna Bonner, in a sweep for a trip to the WNBA finals.

Seattle made it a perfect run through the playoffs, sweeping the Atlanta Dream in three games for the title.

TIGERS ON THE TUBE

As part of the SEC's television agreement with ESPN, the Auburn women's basketball team will be televised six times this season on Fox Sports Net, CSS, the SEC Network and ESPN2. The SEC Tournament will be televised on Fox Sports Net, ESPNU and ESPN2. In all, the SEC will be televised in more than 70 games this season.

Auburn will be televised three times at home at the new Auburn Arena and three times on the road. The first will be the SEC-opener on Jan. 2 at Alabama on CSS, followed by a Jan. 16 home meeting with LSU on CSS. The Tigers will appear on CSS again a week later, on Jan. 23, as Tennessee comes to town.

Auburn will then make an ESPN2 appearance on Feb. 13 at Arkansas before traveling to South Carolina for a Feb. 20 game on the Fox Sports Net.

The Tigers will close out the regular season with a Feb. 27 home game against Kentucky on the SEC Network.

SEC PRESEASON POLL (Media Vote)
(First-place votes in Parentheses)**SEC Champion**

Tennessee (15), Kentucky (1), Auburn (1)

Order of Finish

1. Tennessee.....	202
2. Kentucky.....	183
3. Vanderbilt.....	157
4. Georgia.....	150
5. LSU.....	147
6. Auburn.....	120
7. South Carolina.....	84
8. Arkansas.....	81
9. Alabama.....	65
10. Ole Miss.....	47
T11. Mississippi State.....	45
T11. Florida.....	45

Player of the Year

Victoria Dunlap, UK (13), Angie Bjorklund, UT (2), Shekinna Stricklen, UT (2)

All-SEC First TeamLaSondra Barrett, LSU
Victoria Dunlap, Kentucky
Angie Bjorklund, Tennessee
Shekinna Stricklen, Tennessee
Jence Rhoads, Vanderbilt**All-SEC Second Team**Tierney Jenkins, Alabama
Alli Smalley, Auburn
Porsha Phillips, Georgia
A'dia Mathies, Kentucky
Kelley Cain, Tennessee**SEC PRESEASON POLL (Coaches' Vote)****SEC Champion**

Tennessee

Order of Finish

1. Tennessee.....	121
2. Kentucky.....	108
3. LSU.....	93
T4. Georgia.....	88
T4. Vanderbilt.....	88
6. Auburn.....	59
7. South Carolina.....	48
8. Alabama.....	43
9. Ole Miss.....	42
10. Florida.....	39
11. Arkansas.....	35
12. Mississippi State.....	28

Player of the Year

Victoria Dunlap, UK (8); Shekinna Stricklen, UT (2); Marah Strickland, USC (1); Jence Rhoads, VU (1)

All-SEC First TeamAlli Smalley, Auburn
Porsha Phillips, Georgia
Victoria Dunlap, Kentucky
A'dia Mathies, Kentucky
LaSondra Barrett, LSU
Angie Bjorklund, Tennessee
Shekinna Stricklen, Tennessee
Jence Rhoads, Vanderbilt**All-SEC Second Team**Tierney Jenkins, Alabama
C'eira Ricketts, Arkansas
Jasmine James, Georgia
Katherine Graham, LSU
Marah Strickland, South Carolina
Kelley Cain, Tennessee
Glory Johnson, Tennessee
Hannah Tuomi, Vanderbilt**AUBURN TO HOST 2011 NCAA TOURNAMENT
FIRST AND SECOND ROUNDS**

The new Auburn Arena will close out its first season of operation, March 19-22, as a host site for the first and second rounds of the 2011 NCAA Women's Basketball Tournament. Auburn's bid to host the opening rounds was selected by the NCAA and announced on Oct. 29, 2009.

The 2011 event will mark the first time for Auburn to host the first and second rounds of the NCAA Tournament under its current bid format. The Tigers hosted NCAA Tournament games on nine occasions between 1983 and 1993, posting an 11-0 record over that time. Auburn last hosted on March 21, 1993 when the Tigers downed Louisville, 66-61.

Auburn will be one of 16 first- and second-round sites in 2011. The complete list of host sites includes Albuquerque, N.M. (University of New Mexico, The Pit/Bob King Court); Auburn, Ala. (Auburn University, Auburn Arena); Charlottesville, Va. (University of Virginia, John Paul Jones Arena); Cincinnati, Ohio (Xavier University, Cintas Center); College Park, Md. (University of Maryland, Comcast Center); Columbus, Ohio (Ohio State University, St. John Arena); Durham, N.C. (Duke University, Cameron Indoor Stadium); Knoxville, Tenn. (University of Tennessee, Thompson-Boling Arena); Salt Lake City, Utah (University of Utah, John M. Huntsman Center); Spokane, Wash. (Gonzaga University, McCarthey Athletic Center); Shreveport, La. (Louisiana Tech University, CenturyTel Center); Stanford, Calif. (Stanford University, Maples Pavilion); Storrs, Conn. (University of Connecticut, Harry A. Gampel Pavilion); University Park, Penn. (Pennsylvania State University, Bryce Jordan Center); Waco, Texas (Baylor University, Ferrell Center); and Wichita, Kan. (Wichita State University, INTRUST Bank Arena).

The 16 advancing teams will continue play at four regional sites: Dayton, Ohio (University of Dayton Arena), Spokane, Wash. (Spokane Veterans Memorial Arena), Dallas, Texas (American Airlines Center) and Philadelphia, Pa. (Liacouras Center). The 2011 NCAA Women's Final Four will be held at Conseco Fieldhouse in Indianapolis, Ind. on April 3 and 5.

MISCELLANEOUS STATISTICS

Double-Doubles	Season	Career
Jordan Greenleaf	2	5
Alli Smalley	0	1
Morgan Toles	1	1

20+ Point Games	Season	Career
Blanche Alverson	1	1
Alli Smalley	3	16
Morgan Toles	1	1

10+ Rebound Games	Season	Career
Jordan Greenleaf	6	13
Chantel Hilliard	0	1
Parrisha Simmons	0	1
Alli Smalley	0	1
Jassany Williams	1	1

10+ Assist Games	Season	Career
Morgan Toles	1	2

GAMES LED AUBURN IN...

Scoring	Season	Career
Blanche Alverson	8	8
Jordan Greenleaf	4	11
Chantel Hilliard	3	3
Alli Smalley	12	38
Tyrese Tanner	1	1
Morgan Toles	4	6

Rebounding	Season	Career
Blanche Alverson	8	8
Peyton Davis	1	1
Jordan Greenleaf	12	36
Chantel Hilliard	2	4
Morgan Jennings	1	1
Parrisha Simmons	1	8
Alli Smalley	0	1
Morgan Toles	2	3
Jassany Williams	5	5

Assists	Season	Career
Blanche Alverson	1	4
Camille Glymph	1	1
Jordan Greenleaf	3	7
Morgan Jennings	1	3
Parrisha Simmons	0	2
Alli Smalley	3	20
Tyrese Tanner	1	1
Morgan Toles	22	43

2010-11 DOUBLE-DOUBLES

Player	Points	Other
Jordan Greenleaf (vs. Mercer)	16	12 (reb.)
Jordan Greenleaf (at USF)	13	10 (reb.)
Morgan Toles (vs. JSU)	10	10 (asst.)

Last Time an Auburn Team...

Scored 100 points	Auburn 119, Sam Houston State 54 (Dec. 5, 2008)
Scored 100 points in an SEC game	Auburn 102, Tennessee 96, SEC Tournament in Albany, Ga. (Mar. 6, 1987)
Scored 100 at Auburn	Auburn 119, Sam Houston State 54 (Dec. 5, 2008)
Scored 100 points and lost	Never
Scored 110 points	Auburn 119, Sam Houston State 54 (Dec. 5, 2008)
Scored 115 points	Auburn 119, Sam Houston State 54 (Dec. 5, 2008)
Scored at least 60 points in a half	62-vs. Sam Houston State (Dec. 5, 2008)
Had 25+ rebound margin	28-Auburn 55, Sam Houston State 27 (Dec. 5, 2008)
Had 20+ rebound margin	22-Auburn 48, South Alabama 26 (Dec. 20, 2009)
Attempted 35 free throws	35-vs. Florida A&M (Nov. 28, 2009)
Attempted 40 free throws	41-vs. Alabama State (Nov. 15, 2006)
Made 30 free throws	31-vs. Northwestern State (31-43) (Dec. 30, 2003)
Had 25 assists	25- vs. Alabama (Jan. 22, 2009)
Had 25 turnovers	29- vs. Kentucky (Feb. 27, 2011)
Had 25 steals	25- vs. Arkansas-Little Rock (Dec. 2, 2000)
Scored 25 points or less	25- vs. Mercer (1977)
Played an overtime game	at LSU (Jan. 10, 2010)
Won an overtime game	Auburn 64, LSU 62 at Baton Rouge, La. (Jan. 10, 2010)
Lost an overtime game	Florida 71, Auburn 68 (20T) at Gainesville, Fla. (Jan. 7, 2010)
Played a double overtime game	Florida 71, Auburn 68 at Gainesville, Fla. (Jan. 7, 2010)
Played at least three overtimes	Never
Shot 70% for a half	73.9%, 17-23-vs. Alabama (Jan. 22, 2009)
Shot 60% for a game	vs. Alabama (61.8%, 34-55) (Jan. 22, 2009)
Shot less than 30% for a game	(29.7%, 19-64) at George Washington at Washington, D.C. (Dec. 15, 2010)
Shot 90% from the free throw line (minimum 10 attempts)	(10-10) vs. Mississippi State (Feb. 3, 2008)
Shot 50% from 3-point line	(5-8, 62.5%) vs. Florida in Auburn, Ala. (Jan. 6, 2011)
Shot less than 30% in a half	29.0% in the second half vs. Alabama (Feb. 17, 2011)
Shot less than 20% in a half	19.0% in the first half vs. LSU, (Feb. 14, 2010)
Shot 55% or better and lost	58.1%, 25-43-vs. Tennessee, (Jan. 20, 2005)
Made at least 10 3-point field goals	12-17 vs. Colgate (Dec. 5, 2007)
Failed to make a 3-point field goal	0-11 at San Diego State (Dec. 30, 2009)
Had at least 60 rebounds	61 vs. Stephen F. Austin, (Dec. 17, 2007)
Had at least 50 rebounds	52- vs. Mercer in Auburn, Ala. (Nov. 12, 2010)
Scored less than 20 points in a 1st half	16 points at LSU in Baton Rouge, La. (Feb. 10, 2011)
Scored less than 20 points in a 2nd half	17 points vs. Mississippi State in Auburn, Ala., (Feb. 6, 2011)
Scored less than 50 points in a game	49 points at South Carolina in Columbia, S.C. (Feb. 20, 2011)

Last Time an Auburn Player...

Scored 40 points	41-Consweila Sparrow vs. South Alabama (Feb. 17, 1998)
Scored 35 points	35-DeWanna Bonner vs. Tennessee (Jan. 25, 2009)
Scored 30 points	32-DeWanna Bonner vs. Ole Miss (Mar. 6, 2009)
Attempted 25 field goals	25-Natasha Brackett (9-25) at LSU (Jan. 30, 2005)
Recorded a double-double	Morgan Toles (10 pts./10 asst.) vs. Jacksonville State in Auburn, Ala., (Dec. 30, 2010)
Recorded a double-double with points and assists	Morgan Toles (10 pts./10 asst.) vs. Jacksonville State in Auburn, Ala., (Dec. 30, 2010)
Recorded consecutive double-doubles	KeKe Carrier (18 pts./10 rebs) vs. Mississippi State (Jan. 3, 2010)
	and (24 pts./12 rebs) vs. Florida in Gainesville, Fla. (Jan. 7, 2010)
Two players recorded a double-double	DeWanna Bonner (32 pts./13 rebs) & Whitney Boddie (15 pts./10 asst.) vs. Ole Miss in the SEC Tournament in North Little Rock, Ark. (March 6, 2009)
Had a double-double at halftime	DeWanna Bonner (14 pts./10 rebs.) vs. Ole Miss (Mar. 6, 2009)
Recorded a triple-double	Whitney Boddie (24 pts./11 rebs./12 asst.) vs. Sam Houston State (Dec. 5, 2008)
Had 10 assists	10- Morgan Toles vs. Jacksonville State (Dec. 30, 2010)
Had 15 assists	18-Martha Monk vs. Alabama State (Feb. 18, 1981)
Had 10 blocks	13- Marita Payne vs. Arkansas (Feb. 3, 2005)
Had 5 steals	6-DeWanna Bonner vs. Tennessee (Jan. 25, 2009)
Had 15 rebounds	16-Jordan Greenleaf vs. Mississippi State (Jan. 3, 2010)
Had 20 rebounds	20-Monique Morehouse at LSU (Feb. 4, 1995)
Made 15 field goals	15-Consweila Sparrow (15-16) vs. USA (Feb. 17, 1998)
Two players scored 20 points	Alli Smalley (27 pts.) & KeKe Carrier (20 pts.) vs. Alabama (Jan. 14, 2010)
Two players scored 30 points	Laticia Morris (33 points) & Tara Williams (30 points) vs. South Alabama (Jan. 14, 1997)
Back-to-back 25 point games	Alli Smalley 26 pts. vs. Kentucky (Feb. 28, 2010) & 29 pts. vs. Florida in SEC Tournament in Duluth, Ga. (Mar. 4, 2010)
Only one player scored in double figures	Morgan Toles (13 pts.) vs. Alabama in Auburn, Ala. (Feb. 17, 2011)
Five players scored in double figures	Alverson (17 pts.), Greenleaf (15 pts.), Tanner (11 pts.), Smalley (11 pts.) & Toles (10 pts.) vs. Jacksonville State (Dec. 30, 2010)
Six players scored in double figures	Carrier (19 pts.), Bonner (18 pts.), Smalley (16 pts.), Boddie (13 pts.), R. Hobbs (13 pts.), Hilliard (13 pts.) & S. Hobbs (10 pts.) vs. Sam Houston State (Dec. 5, 2008)

AUBURN IN THE SEC INDIVIDUAL RANKINGS
(As of March 2, 2011)**Points per Game**

1. Victoria Dunlap (UK).....	16.7
18. Alli Smalley (AU).....	12.1
25. Blanche Alverson (AU).....	10.9

Rebounds per Game

1. Tierney Jenkins (UA).....	10.9
------------------------------	------

Offensive Rebounds per Game

1. Tierney Jenkins (UA).....	4.4
------------------------------	-----

Defensive Rebounds per Game

1. Porsha Phillips (UGA).....	7.1
-------------------------------	-----

Field Goal Percentage

1. Jence Rhoads (VU).....	.465
---------------------------	------

3-Point Percentage

1. Angie Bjorklund (UT).....	.412
------------------------------	------

3-Point FG Made per Game

1. Lindsay Harris (AR).....	2.7
11. Blanche Alverson (AU).....	1.7
12. Alli Smalley (AU).....	1.6

Free Throw Percentage

1. Porsha Phillips (UG).....	.798
------------------------------	------

Assists per Game

1. Morgan Toles (AU).....	5.1
---------------------------	-----

Steals per Game

1. Victoria Dunlap (UK).....	3.3
10. Alli Smalley (AU).....	1.7

Blocked Shots per Game

1. Kelley Cain (UT).....	2.2
--------------------------	-----

Assist-to-Turnover Ratio

1. Morgan Toles (AU).....	2.4
---------------------------	-----

AUBURN IN THE SEC TEAM RANKINGS

Scoring Offense.....	9th (61.6)
Scoring Defense.....	7th (61.0)
Scoring Margin.....	8th (+0.6)
Free Throw Percentage.....	10th (.638)
Field Goal Percentage.....	7th (.394)
3-Point FG Percentage.....	8th (.315)
Field Goal Percentage Defense.....	7th (.394)
3-Point FG Percentage Defense.....	11th (.351)
Rebounding Offense.....	11th (37.6)
Rebounding Defense.....	8th (37.9)
Rebounding Margin.....	8th (-0.3)
Blocked Shots.....	4th (3.9)
Assists.....	4th (13.1)
Steals.....	3rd (8.8)
Turnover Margin.....	4th (+1.8)
Assist/Turnover Ratio.....	6th (0.8)
Offensive Rebounds.....	7th (14.9)
Defensive Rebounds.....	9th (22.7)
Three-Point FG Made.....	12th (3.8)

Seven players scored in double figures.....	Carrier (19 pts.), Bonner (18 pts.), Smalley (16 pts.), Boddie (13 pts.)
Scored 20 points & had 20 rebounds.....	R. Hobbs (13 pts.), Hilliard (13 pts.) & S. Hobbs (10 pts.) vs. Sam Houston State (Dec. 5, 2008)
Two players had 10 rebounds.....	Lauretta Freeman (30 pts/21 rebs.) vs. Alabama, (Feb. 17, 1993)
Three players had 10 rebounds.....	KeKe Carrier (12 rebs.) & Jordan Greenleaf (10 rebs) vs. Florida in Gainesville, Fla. (Jan. 7, 2010)
Played every minute.....	Jordan Greenleaf (40 Mins.) vs. Florida, SEC Tournament, Duluth, Ga., (Mar. 4, 2010)
Played more than 40 minutes.....	Alli Smalley (45 mins.), Jordan Greenleaf (43 mins.) & Morgan Toles (41 mins.) at LSU (Jan. 10, 2010)

Last Time an Auburn Opponent...

Shot less than 30% in a game (SEC).....	LSU - 27.3% in Baton Rouge, La. (Feb. 10, 2011)
Shot less than 30% in a game (Non-conf).....	Alabama A&M - 28.8% in Auburn, Ala. (Dec. 28, 2010)
Shot 60% in a game.....	Vanderbilt 60.4% in Nashville, Tennessee in the SEC Tournament, (Mar. 5, 2004)
Scored 100 points.....	Georgia 102, Auburn 72 in Athens, Ga. (Mar. 3, 1984)
Scored 100 points at Auburn.....	Tuskegee 105, Auburn 98 (20T) (Feb. 12, 1979)
Scored 100 points and Lost.....	Never
Scored 110 points.....	Never
Had 25+ rebound margin.....	Never
Had a 20+ rebound margin.....	Never
Scored less than 20 points in a 1st half.....	Alabama, 18 points in Auburn, Ala. (Feb. 17, 2011)
Scored less than 20 points in a 2nd half.....	Mississippi State, 19 points in Starkville, Miss. (Jan. 20, 2011)
Had 50 rebounds.....	50-vs. Tennessee in Knoxville, Tenn., (Jan. 10, 2008)
Had 25 assists.....	25- by Florida International in Miami, Fla. (Dec. 19, 1993)
Had 25 turnovers.....	29- by Alabama A&M in Auburn, Ala. (Dec. 28, 2010)
Had 15 steals.....	15- by Kentucky in Auburn, Ala. (Feb. 27, 2011)
Had 10 blocks.....	12- by Tennessee (Jan. 10, 2008)
Failed to make a 3-point field goal.....	Alabama A&M 0-7 in Auburn, Ala. (Dec. 28, 2010)
Attempted 35 free throws.....	36- by Arizona 25-36 (Dec. 19, 2000)
Made 30 free throws.....	30- by Arkansas (Jan. 22, 1995)
Made 10 3-point field goals.....	by South Florida 10 3-point FGs, in Tampa, Fla., (Nov. 22, 2010)
Scored under 50 points in a game.....	South Carolina, 47 points in Auburn, Ala. (Jan. 30, 2011)
Scored 40 points or less.....	36- by Mississippi State (Feb. 21, 2010)
Scored 25 points or less.....	25- by Puerto Rico Mayaguez (Dec. 17, 2000)
Scored 11 points or less.....	11- by Montevallo (1973) and 11- by Jeff Davis (1973)

Last Time an Auburn Opponent's Player...

Scored 30 points (non-conference).....	33-Andrea Smith of South Florida in Tampa, Fla. (Nov. 22, 2010)
Scored 30 points (SEC).....	31-Tierney Jenkins of Alabama in Tuscaloosa, Ala. (Jan. 2, 2011)
Scored 35 points.....	38-Lindsay Shearer of Kent State in Kent, Ohio (Nov. 20, 2005)
Attempted 25 field goals.....	27- Jantel Lavender (9-27) of Ohio State (Nov. 23, 2008)
Scored 20 points & had 20 rebounds.....	Young of Baylor in the Women's NIT Championship Game, (20 pts./25 rebs.), (Apr. 4, 2003)
Two players scored 20 points.....	by Ole Miss, Kayla Melson (29 pts) & Shae Nelson (21 pts), (Jan. 13, 2011)
Three players scored 20 points.....	by LSU in Baton Rouge, Chatman (22 pts), Johnson (21 pts) & Lowery (20 pts), (Jan. 12, 1991)
Five players scored in double figures.....	J. Thomas (16 pts), Gray (13 pts), K. Thomas (11 pts), Christmas (10 pts) & Peters (10 pts) of Duke (Nov. 18, 2010)
Six players scored in double figures..	Smith (15 pts), Bales (14 pts), Foley (11 pts), Williams (10 pts), Currie (10 pts) & Kurz (10 pts) of Duke (Dec. 31, 2004)
Recorded a double-double.....	Tierney Jenkins (12 pts/13 rebs) of Alabama in Auburn, Ala. (Feb. 17, 2011)
Recorded a double-double with points and assists.....	Ceira Ricketts of Arkansas in Fayetteville, Ark., (14 pts/13 rebs/12 assts.), (Jan. 18, 2009)
Recorded a triple-double.....	Ceira Ricketts (14 pts./13 rebs./12 asst.) of Arkansas (Jan. 18, 2009)
Two players recorded a double-double..	Ashley Daniels (22 pts/11 rebs) and Sarah Watkins (12 pts/10 rebs) of Arkansas in Fayetteville, Ark. (Feb. 13, 2011)
Had 15 rebounds.....	15- by Ashley Brown of Mississippi State (Jan. 20, 2011)
Had 20 rebounds.....	20-Sylvia Fowles of LSU (Jan. 28, 2007)
Had 10 assists.....	10-Valencia McFarland of Ole Miss (Jan. 13, 2011)
Had 10 blocks.....	Never
Had 5 blocks.....	5-Azania Stewart of Florida (Jan. 7, 2010)
Had 5 steals.....	5-Tierney Jenkins of Alabama in Tuscaloosa, Ala. (Jan. 2, 2011)
Made 15 field goals.....	15-Chamique Holsclaw (15-21) of Tennessee (Feb. 1, 1998)
Had 15 assists.....	16-Cindy McMahan of Alabama-Huntsville (Nov. 24, 1980)

AUBURN IN THE SEC INDIVIDUAL RANKINGS
SEC-Only Games
(FINAL)
Points per Game

1. Victoria Dunlap (UK).....	16.9
17. Alli Smalley (AU).....	11.6
T24. Blanche Alverson (AU).....	10.7

Rebounds per Game

1. Tierney Jenkins (UA).....	10.6
------------------------------	------

Offensive Rebounds per Game

1. Tierney Jenkins (UA).....	4.1
------------------------------	-----

Defensive Rebounds per Game

1. Porsha Phillips (UGA).....	6.8
T10. Blanche Alverson (AU).....	4.3

Field Goal Percentage

1. Glory Johnson (UT).....	.555
----------------------------	------

Three-Point Percentage

1. Mary Kathryn Govero (MS).....	.410
----------------------------------	------

Three-Point FG Made per Game

1. Mary Kathryn Govero (MS).....	2.6
9. Blanche Alverson (AU).....	1.6
13. Alli Smalley (AU).....	1.5

Free Throw Percentage

1. Tierney Jenkins (UA).....	.811
------------------------------	------

Assists per Game

1. Morgan Toles (AU).....	5.0
15. Alli Smalley (AU).....	2.3

Steals per Game

1. Victoria Dunlap (UK).....	3.1
T9. Alli Smalley (AU).....	1.8

Blocked Shots per Game

1. Kelley Cain (UT).....	2.7
T14. Tyrese Tanner (AU).....	0.8

Assist-to-Turnover Ratio

1. Morgan Toles (AU).....	1.8
---------------------------	-----

AUBURN IN THE SEC TEAM RANKINGS

Scoring Offense.....	10th (57.8)
Scoring Defense.....	4th (60.2)
Scoring Margin.....	T7th (-2.4)
Free Throw Percentage.....	9th (.648)
Field Goal Percentage.....	3rd (.399)
3-Point FG Percentage.....	6th (.317)
Field Goal Percentage Defense.....	6th (.380)
3-Point FG Percentage Defense.....	7th (.328)
Rebounding Offense.....	7th (36.5)
Rebounding Defense.....	6th (38.0)
Rebounding Margin.....	8th (-1.4)
Blocked Shots.....	3rd (3.7)
Assists.....	4th (12.8)
Steals.....	4th (7.7)
Turnover Margin.....	9th (-1.2)
Assist/Turnover Ratio.....	5th (0.7)
Offensive Rebounds.....	10th (12.8)
Defensive Rebounds.....	7th (23.8)
Three-Point FG Made.....	12th (3.6)

2010-11 Starting Lineups

	Guard (1)	Guard (2)	Guard/Forward (3)	Forward (4)	Forward/Center (5)
MERCER	Morgan Toles	Alli Smalley	Parrisha Simmons	Blanche Alverson	Jordan Greenleaf
FLORIDA STATE	Morgan Toles	Alli Smalley	Parrisha Simmons	Blanche Alverson	Jordan Greenleaf
DUKE	Morgan Toles	Alli Smalley	Parrisha Simmons	Blanche Alverson	Jordan Greenleaf
at South Florida	Morgan Toles	Alli Smalley	Parrisha Simmons	Blanche Alverson	Jordan Greenleaf
vs. Sacred Heart	Morgan Toles	Alli Smalley	Blanche Alverson	Chantel Hilliard	Jordan Greenleaf
vs. Seton Hall	Alli Smalley	Courtney Strain	Tyrese Tanner	Blanche Alverson	Jordan Greenleaf
SOUTH ALABAMA	Morgan Jennings	Alli Smalley	Tyrese Tanner	Blanche Alverson	Jordan Greenleaf
TEMPLE	Morgan Jennings	Alli Smalley	Tyrese Tanner	Blanche Alverson	Jordan Greenleaf
at George Washington	Morgan Toles	Alli Smalley	Parrisha Simmons	Blanche Alverson	Jordan Greenleaf
vs. Purdue	Morgan Toles	Alli Smalley	Parrisha Simmons	Blanche Alverson	Jordan Greenleaf
at Chicago State	Morgan Toles	Alli Smalley	Parrisha Simmons	Blanche Alverson	Jordan Greenleaf
ALABAMA A&M	Morgan Toles	Alli Smalley	Parrisha Simmons	Blanche Alverson	Jordan Greenleaf
JACKSONVILLE STATE	Morgan Toles	Alli Smalley	Parrisha Simmons	Blanche Alverson	Jordan Greenleaf
at Alabama	Morgan Toles	Alli Smalley	Parrisha Simmons	Blanche Alverson	Jordan Greenleaf
FLORIDA	Morgan Toles	Alli Smalley	Parrisha Simmons	Blanche Alverson	Jordan Greenleaf
at Vanderbilt	Morgan Toles	Alli Smalley	Parrisha Simmons	Blanche Alverson	Jordan Greenleaf
OLE MISS	Morgan Toles	Alli Smalley	Parrisha Simmons	Blanche Alverson	Jordan Greenleaf
LSU	Morgan Toles	Alli Smalley	Parrisha Simmons	Blanche Alverson	Jordan Greenleaf
at Mississippi State	Morgan Toles	Alli Smalley	Parrisha Simmons	Blanche Alverson	Jordan Greenleaf
TENNESSEE	Morgan Toles	Alli Smalley	Parrisha Simmons	Blanche Alverson	Jordan Greenleaf
SOUTH CAROLINA	Morgan Toles	Alli Smalley	Parrisha Simmons	Blanche Alverson	Jordan Greenleaf
at Kentucky	Morgan Toles	Alli Smalley	Parrisha Simmons	Blanche Alverson	Jordan Greenleaf
MISSISSIPPI STATE	Morgan Toles	Blanche Alverson	Parrisha Simmons	Chantel Hilliard	Jordan Greenleaf
at LSU	Morgan Toles	Alli Smalley	Blanche Alverson	Jassany Williams	Chantel Hilliard
at Arkansas	Morgan Toles	Alli Smalley	Blanche Alverson	Jassany Williams	Chantel Hilliard
ALABAMA	Morgan Toles	Alli Smalley	Blanche Alverson	Jassany Williams	Chantel Hilliard
at South Carolina	Morgan Toles	Alli Smalley	Morgan Jennings	Blanche Alverson	Jassany Williams
at Georgia	Morgan Jennings	Alli Smalley	Blanche Alverson	Jassany Williams	Chantel Hilliard
KENTUCKY	Morgan Jennings	Alli Smalley	Blanche Alverson	Jassany Williams	Chantel Hilliard

Record by Starting Lineup

Smalley, Strain, Tanner, Alverson, Greenleaf	1-0 (1.000)
Toles, Smalley, Simmons, Alverson, Greenleaf	11-7 (.611)
Jennings, Smalley, Alverson, Williams, Hilliard	1-1 (.500)
Jennings, Smalley, Tanner, Alverson, Greenleaf	1-1 (.500)
Toles, Smalley, Alverson, Williams, Hilliard	1-2 (.333)
Toles, Smalley, Jennings, Alverson, Williams	0-1 (.000)
Toles, Smalley, Alverson, Hilliard, Greenleaf	0-1 (.000)
Toles, Alverson, Simmons, Hilliard, Greenleaf	0-1 (.000)

AUBURN IN THE NCAA INDIVIDUAL RANKINGS
(Through Games as of Feb. 27, 2011)**Points per Game**

1. Kevi Luper (Oral Roberts).....23.8

Rebounds per Game

1. Courtney Hurt (Virginia Commonwealth).....12.7

Field Goal Percentage

1. Carolyn Swords (Boston College).....72.0

3-Point Percentage

1. Cerie Mosgrove (UMass).....50.7

3-Point FG Made per Game

1. Ce'Money Newell (Texas-Pan American).....3.5

246. Blanche Alverson (Auburn).....1.7

Free Throw Percentage

1. Emily London (Samford)......932

Assists per Game

1. Courtney Vandersloot (Gonzaga).....9.9

36. Morgan Toles (Auburn).....5.1

Steals per Game

1. Kevi Luper (Oral Roberts).....3.7

Blocked Shots per Game

1. Louella Tomlinson (St. Mary's).....5.0

Assist-to-Turnover Ratio

1. Courtney Vandersloot (Gonzaga).....3.19

9. Morgan Toles (Auburn).....2.36

AUBURN IN THE NCAA TEAM RANKINGS
(Out of 333 teams)

Scoring Offense.....198th (61.6)

National Leader:.....Gonzaga (86.2)

Scoring Defense.....118th (61.0)

National Leader:.....Marist (49.3)

Scoring Margin.....166th (+0.6)

National Leader:.....Connecticut (+28.7)

Rebound Margin.....180th (-0.2)

National Leader:.....Syracuse (+14.6)

Field Goal Percentage.....167th (.394)

National Leader:.....Connecticut (.504)

Field Goal Percentage Defense.....179th (.394)

National Leader:.....Baylor (.320)

Free Throw Percentage.....287th (.638)

National Leader:.....Bowling Green (.804)

Three-Point Field Goal Percentage.....N/A

National Leader:.....Penn State (.430)

Three-Point Field Goal Percentage Defense.....305th (.351)

National Leader:.....South Alabama (.244)

Three-Point Field Goal Made.....289th (3.8)

National Leader:.....Fresno State (9.8)

Assists per Game.....155th (13.1)

National Leader:.....Gonzaga (20.3)

Blocked Shots per Game.....92nd (3.9)

National Leader:.....Baylor (7.1)

Steals per Game.....134th (8.8)

National Leader:.....Oral Roberts (14.9)

Turnovers per Game.....126th (17.0)

National Leader:.....Marist (10.8)

Personal Fouls per Game.....80th (15.8)

National Leader:.....Wyoming (11.7)

Assist/Turnover Ratio.....140th (0.77)

National Leader:.....Gonzaga (1.49)

Turnover Margin.....92nd (+1.83)

National Leader:.....Texas A&M (+8.81)

Game-by-Game Leaders

	Points	Rebounds	Assists	Steals	Blocked Shots
MERCER	16-Smalley/Greenleaf	12-Greenleaf	6-Toles	3-Greenleaf/Jennings	2-Williams
FLORIDA STATE	16-Alverson	9-Greenleaf	7-Toles	3-Three tied	2-Greenleaf/Williams
DUKE	12-Smalley/Toles	7-Alverson	5-Toles	2-Toles/Simmons	None
at South Florida	16-Hilliard	10-Greenleaf	5-Toles/Tanner	1-Greenleaf	1-Greenleaf/Tanner
vs. Sacred Heart	12-Smalley	7-Greenleaf	4-Greenleaf	3-Tanner	1-Greenleaf
vs. Seton Hall	15-Smalley	7-Williams	4-Smalley/Toles	4-Toles	2-Williams
SOUTH ALABAMA	15-Smalley	9-Greenleaf	5-Toles	3-Greenleaf	2-Greenleaf/Tanner
TEMPLE	22-Smalley	12-Greenleaf	4-Greenleaf/Toles	3-Smalley	2-Greenleaf
at George Washington	16-Alverson	11-Greenleaf	7-Toles	3-Jennings	4-Greenleaf
vs. Purdue	18-Smalley	5-Williams	5-Toles	3-Greenleaf	1-four tied
at Chicago State	15-Tanner	12-Greenleaf	7-Toles	3-Greenleaf/Smalley	2-Williams
ALABAMA A&M	15-Greenleaf	7-Toles/Alverson	6-Toles	4-Jennings	3-Alverson/Greenleaf
JACKSONVILLE STATE	17-Alverson	8-Alverson/Williams	10-Toles	4-Smalley	2-Alverson/Williams
at Alabama	19-Greenleaf	9-Alverson/Greenleaf	5-Toles	3-Smalley	3-Alverson
FLORIDA	17-Hilliard	7-Toles	7-Toles	2-Greenleaf/Alverson	2-Greenleaf
at Vanderbilt	12-Alverson	7-Davis	7-Toles	2-Smalley	2-Tanner
OLE MISS	27-Alverson	7-Simmons	8-Toles	4-Greenleaf	1-Smalley/Williams
LSU	12-Greenleaf	9-Greenleaf	6-Toles	4-Alverson	2-Alverson/Tanner
at Mississippi State	11-Alverson/Smalley	10-Greenleaf	5-Smalley	4-Smalley	2-Greenleaf
TENNESSEE	13-Smalley/Toles	9-Greenleaf	7-Toles	2-Alverson/Smalley	1-Tanner
SOUTH CAROLINA	21-Toles	9-Alverson	3-Toles	4-Smalley	2-Greenleaf
at Kentucky	12-Alverson	5-Greenleaf	3-Greenleaf	1-Three tied	2-Greenleaf/Tanner
MISSISSIPPI STATE	19-Alverson	6-Hilliard	3-Glyph	2-Three tied	1-Hilliard/Glyph
at LSU	18-Smalley	9-Alverson	4-Toles	2-Hilliard	1-Williams
at Arkansas	19-Smalley	7-Hilliard	7-Toles	2-Hilliard	3-Davis
ALABAMA	13-Toles	12-Williams	5-Alverson	2-Hilliard	2-Hilliard
at South Carolina	13-Toles/Hilliard	4-Alverson/Jennings	7-Toles	3-Jennings	1-Three tied
at Georgia	22-Smalley	7-Williams	5-Smalley	4-Smalley	2-Williams
KENTUCKY	24-Smalley	8-Alverson	4-Jennings	2-Simmons	1-Hilliard

Scoring Breakdown

(Percentage of total points in parentheses)

Opponent	Front Court	Back Court	Sr.	Jr.	So.	Fr.	Starters	Bench
MERCER	47 (59.5)	32 (40.5)	32	11	17	19	46 (58.2)	33 (41.8)
FLORIDA STATE	36 (59.0)	25 (41.0)	21	2	31	7	54 (88.5)	7 (11.5)
DUKE	23 (37.1)	39 (62.9)	20	13	23	6	45 (72.6)	17 (27.4)
at South Florida	39 (79.6)	10 (20.4)	17	17	11	4	28 (57.1)	21 (42.9)
vs. Sacred Heart	9 (17.0)	44 (83.0)	16	14	10	13	31 (58.5)	22 (41.5)
vs. Seton Hall	31 (36.4)	54 (63.5)	17	22	25	21	38 (44.7)	47 (55.3)
SOUTH ALABAMA	36 (48.0)	39 (52.0)	26	14	17	18	42 (56.0)	33 (44.0)
TEMPLE	29 (47.5)	32 (52.5)	31	20	10	0	49 (80.3)	12 (19.7)
at George Washington	16 (30.8)	36 (69.2)	17	10	19	6	38 (73.1)	14 (26.9)
vs. Purdue	6 (10.7)	50 (89.3)	18	11	16	11	40 (71.4)	16 (28.6)
at Chicago State	17 (25.4)	50 (74.6)	12	11	27	17	42 (62.7)	25 (37.3)
ALABAMA A&M	41 (48.8)	43 (51.2)	27	23	25	9	57 (67.9)	27 (32.1)
JACKSONVILLE STATE	30 (38.0)	49 (62.0)	26	6	27	20	55 (69.6)	24 (30.4)
at Alabama	24 (36.4)	42 (63.6)	31	3	15	17	47 (71.2)	19 (28.8)
FLORIDA	37 (50.7)	36 (49.3)	21	23	19	10	46 (63.0)	27 (37.0)
at Vanderbilt	25 (42.4)	34 (57.6)	18	9	18	14	38 (64.4)	21 (35.6)
OLE MISS	24 (28.2)	61 (71.8)	21	11	39	14	63 (74.1)	22 (25.9)
LSU	25 (38.5)	40 (61.5)	22	8	20	15	45 (69.2)	20 (30.8)
at Mississippi State	15 (33.3)	30 (66.7)	15	7	19	4	34 (75.6)	11 (24.4)
TENNESSEE	14 (26.4)	39 (73.6)	23	2	22	6	47 (88.7)	6 (11.3)
SOUTH CAROLINA	11 (20.4)	43 (79.6)	16	4	28	6	48 (88.9)	6 (11.1)
at Kentucky	8 (21.1)	30 (78.9)	10	3	14	11	26 (68.4)	12 (31.6)
MISSISSIPPI STATE	16 (35.6)	29 (64.4)	9	12	19	5	35 (77.8)	10 (22.2)
at LSU	12 (23.1)	40 (76.9)	18	2	13	19	35 (67.3)	17 (32.7)
at Arkansas	16 (25.0)	48 (75.0)	19	8	17	20	48 (75.0)	16 (25.0)
ALABAMA	14 (27.5)	37 (72.5)	7	6	22	16	43 (84.3)	8 (15.7)
at South Carolina	15 (30.6)	34 (69.4)	4	19	15	11	27 (55.1)	22 (44.9)
at Georgia	14 (22.2)	49 (77.8)	22	14	10	17	54 (85.7)	9 (14.3)
KENTUCKY	10 (16.1)	52 (83.9)	24	26	10	12	60 (96.8)	2 (3.2)

Lead-Deficit Comparison

Opponent	Largest Lead	Largest Deficit	Lead Changes	Ties	Result
MERCER	24 (2nd, 15:38)	2 (1st, 19:13)	3	1	W, 79-61
FLORIDA STATE	9 (2nd, 19:36)	10 (1st, 9:55)	9	4	L, 61-67
DUKE	5 (1st, 18:03)	16 (2nd, 3:36)	7	3	L, 62-75
at South Florida	---	19 (1st, 12:01)	0	0	L, 49-67
vs. Sacred Heart	3 (1st, 17:18)	32 (2nd, 9:27)	2	1	L, 53-65
vs. Seton Hall	42 (2nd, 2:58)	1 (1st, 18:57)	2	0	W, 85-51
SOUTH ALABAMA	11 (1st, 0:03)	3 (1st, 10:03)	8	7	W, 75-70
TEMPLE	7 (2nd, 6:27)	10 (1st, 13:26)	4	6	L, 61-62
at George Washington	16 (2nd, 6:59)	1 (1st, 10:53)	2	2	W, 52-45
vs. Purdue	2 (1st, 19:14)	25 (2nd, 8:12)	5	1	L, 56-76
at Chicago State	5 (1st, 16:13)	8 (1st, 0:14)	8	7	W, 67-63
ALABAMA A&M	39 (2nd, 4:45)	---	0	0	W, 84-45
JACKSONVILLE STATE	25 (2nd, 7:25)	2 (1st, 7:42)	2	2	W, 79-60
at Alabama	18 (2nd, 8:12)	3 (1st, 12:37)	5	7	W, 66-55
FLORIDA	17 (2nd, 0:08)	5 (1st, 0:04)	13	6	W, 73-56
at Vanderbilt	---	17 (2nd, 9:07)	0	2	L, 59-67
OLE MISS	15 (2nd, 10:29)	7 (1st, 9:25)	5	4	W, 85-73
LSU	22 (2nd, 11:37)	1 (1st, 17:53)	6	2	W, 65-53
at Mississippi State	8 (2nd, 0:26)	6 (1st, 0:48)	5	2	W, 45-41
TENNESSEE	2 (1st, 18:16)	25 (2nd, 2:21)	2	3	L, 53-73
SOUTH CAROLINA	11 (2nd, 15:20)	2 (2nd, 7:16)	4	4	W, 54-47
at Kentucky	2 (1st, 19:35)	31 (2nd, 1:17)	1	1	L, 38-69
MISSISSIPPI STATE	3 (1st, 11:37)	13 (2nd, 3:08)	10	6	L, 45-57
at LSU	6 (1st, 13:54)	10 (2nd, 5:29)	11	5	L, 52-55
at Arkansas	7 (1st, 4:40)	4 (1st, 14:53)	7	7	W, 64-59
ALABAMA	11 (2nd, 19:12)	9 (2nd, 6:46)	3	2	L, 51-59
at South Carolina	8 (1st, 16:35)	19 (2nd, 14:31)	3	1	L, 49-65
at Georgia	5 (2nd, 0:05)	8 (1st, 3:03)	6	8	W, 63-58
KENTUCKY	4 (1st, 14:13)	15 (2nd, 0:25)	11	10	L, 62-76

Specialty Statistics (Auburn-Opponent)

Opponent	Bench Points	Points in the Paint	Points off Turnovers	Second Chance Points	Fast Break Points
MERCER	33-12	36-10	27-8	23-18	9-2
FLORIDA STATE	7-15	22-32	29-16	11-18	2-0
DUKE	17-33	10-48	16-25	5-8	2-8
at South Florida	21-10	28-22	7-7	19-9	0-4
vs. Sacred Heart	22-14	26-26	22-21	7-9	8-8
vs. Seton Hall	47-25	40-14	36-7	12-15	10-2
SOUTH ALABAMA	33-14	32-30	17-7	16-10	8-4
TEMPLE	12-8	26-22	18-15	20-10	2-4
at George Washington	14-12	22-22	15-8	17-7	6-10
vs. Purdue	15-11	18-34	17-20	7-11	4-10
at Chicago State	25-17	32-26	13-12	13-6	12-4
ALABAMA A&M	27-23	44-24	39-18	17-7	12-0
JACKSONVILLE STATE	24-6	34-32	24-17	11-16	10-2
at Alabama	19-13	26-24	12-12	12-12	6-2
FLORIDA	27-21	18-30	24-7	14-8	2-0
at Vanderbilt	21-18	26-40	20-17	14-10	4-12
OLE MISS	22-27	28-28	16-19	18-6	2-10
LSU	20-20	28-24	11-9	9-9	6-2
at Mississippi State	11-5	12-20	19-13	8-11	4-4
TENNESSEE	6-26	20-38	13-16	11-15	2-18
SOUTH CAROLINA	6-24	26-20	17-16	12-11	2-2
at Kentucky	12-33	14-28	12-25	2-18	0-6
MISSISSIPPI STATE	10-5	12-12	16-17	8-12	0-6
at LSU	17-18	24-16	6-22	5-17	0-2
at Arkansas	16-9	12-38	15-11	9-14	0-8
ALABAMA	8-13	26-14	14-19	9-8	2-0
at South Carolina	22-20	26-32	4-24	12-20	2-10
at Georgia	9-4	32-20	20-13	6-9	8-4
KENTUCKY	2-21	20-34	15-29	18-11	2-4

Comparison Statistics (Auburn/Opponent)

Opponent	1st	2nd	Score	Mar	Total FG	FG Pct	3-Pointers	3FG Pct	Free Throws	FT Pct	Reb.	Mar	Assist	TO	Bk	Stl	Fouls
MERCER	40/20	39/41	79-61	+18	28- 72 /21-62	.389/.339	6- 20 /9-23	.300/.391	17-27/10-17	.630/.588	52 /41	+11	18/11	13/19	6/2	15/4	17/17
FLORIDA STATE	30/23	31/44	61-67	(6)	25-66/22-53	.379/.415	4-10/5-15	.400/.333	7-13/18-22	.538/.818	29/47	(18)	12/10	17/ 29	6/2	12/6	19/18
DUKE	29/39	33/36	62-75	(13)	20-50/30-60	.400/.500	6-17/4-18	.353/.222	16-24/11-13	.667/.846	31/31	--	13/10	21/17	0/5	8/15	17/19
at South Florida	24/36	25/31	49-67	(18)	18-62/26-49	.290/.531	2-13/10-19	.154/.526	11-17/5-9	.647/.556	39/35	+4	9/21	10/11	2/7	1/4	16/15
vs. Sacred Heart	18/38	35/27	53-65	(12)	20-64/24- 47	.313/.511	2-12/8-17	.167/.471	11-23/9-14	.478/.643	34/42	(8)	8/9	15/27	1/3	9/7	12/19
vs. Seton Hall	42/28	43/23	85 -51	+34	34 -64/16-51	.531 /.314	4-12/7-18	.333/.389	13-24/12-18	.542/.667	36/38	(2)	16/7	17/31	2/ 1	12/6	18/22
SOUTH ALABAMA	42/31	33/39	75-70	+5	27-62/27-53	.435/.509	2-7/7-12	.286/.583	19-28/9-13	.679/.692	33/36	(3)	13/14	9 /17	6/2	9 /0	19/20
TEMPLE	33/33	28/29	61-62	(1)	20-59/23-59	.339/.390	6-14/8-21	.429/.381	15-23/8-12	.652/.667	42/39	+3	13/11	15/14	3/4	5/6	15/22
at GWU	25 / 15	27/30	52-45	+7	19-64/18-54	.297/.333	6-13/3-13	.462/.231	8-16/6-6	.500/1.000	49/36	+13	14/12	11/15	7/6	9/6	10 /17
vs. Purdue	29/40	27/36	56-76	(20)	19-62/24-48	.306/.500	7 -16/5-13	.438/.385	11-17/23-28	.647/.821	33/42	(9)	8/12	15/19	4/5	11/7	21/19
at Chicago State	24/32	43/31	67-63	+4	22-61/21-54	.361/.389	2-10/5-8	.200/.625	21 - 32 /16-25	.656/.640	42/39	+3	10/16	11/15	3/3	9/6	20 / 25
ALABAMA A&M	43 /19	41/26	84-45	+39	33-70/ 15 -52	.471/.288	2-10/ 0 -7	.200/ .000	16-20/15-21	.800 /.714	49/31	+18	17/9	21/ 29	8 /1	18 /9	17/17
JACKSONVILLE ST.	34/29	45/31	79-60	+19	34 -67/25-65	.507/.385	4-15/6-19	.267/.316	7-9/4- 5	.778/.800	38-35	+3	23 /8	15/19	7/ 1	14/7	12/12
at Alabama	28/25	38/30	66-55	+11	27-59/20-71	.458/.282	3-10/3-20	.300/.150	9-14/12-16	.643/.750	45-42	+3	11/12	21/14	5/2	4/8	13/15
FLORIDA	28/33	45/23	73-56	+17	25-50/22-53	.500/.415	5-8/5-11	.625 /.455	18-24/7-10	.750/.700	34 - 25	+9	16/13	15/17	4/1	9/10	13/21
at Vanderbilt	22/29	37/38	59-67	(8)	23-63/26-50	.365/.520	3-14/3-9	.214/.333	10-13/12-18	.769/.667	36-36	--	13/14	17/20	3/5	11/8	19/18
OLE MISS	36/33	49 /40	85 -73	+12	31-62/27-51	.500/.529	7 -17/7-13	.412/.538	16-23/12-16	.696/.750	34-24	+10	20/15	12/18	2/ 1	13/6	15/17
LSU	32/31	33/32	65-53	+12	27-60/19-52	.450/.365	2-8/3-13	.250/.231	9-13/12-16	.692/.750	35-37	(2)	16/11	12/20	5/2	10/3	14/11
at Mississippi St.	16/22	29 / 19	45 - 41	+4	17-50/19-62	.340/.306	3-8/1-14	.375/.071	8-15/ 2 - 5	.533/.400	35-46	(11)	11/ 7	17/20	5/4	8/6	10 /13
TENNESSEE	19/34	34/39	53-73	(20)	23-67/28-65	.343/.431	4-19/6-16	.211/.375	3-5/11-14	.600/.786	33-49	(16)	15/14	20/19	1/7	8/12	13/13
SOUTH CAROLINA	26/19	28/28	54-47	+7	21-58/19-59	.362/.322	2-7/4-15	.286/.267	10-17/5-13	.588/ .385	42-42	--	9/10	16/18	4/2	10/7	16/21
at Kentucky	20/37	18/32	69-38	(31)	16-49/24-62	.327/.387	3-8/9-18	.375/.500	3-4/12-19	.750/.632	27-44	(17)	10/16	28/19	7/2	3/14	20/12
MISSISSIPPI ST.	28/29	17/28	45-57	(12)	17-51/22-58	.333/.379	4-11/8-15	.364/.533	7-10/5-7	.700/.714	37-38	(1)	10/15	23/20	2/5	9/13	11/13
at LSU	16/16	36/39	52-55	(3)	21-56/ 15 -55	.375/ .273	5-14/3-13	.357/.231	5-8/22-30	.625/.733	44-38	+6	11/9	22/13	5/3	4/13	22/12
at Arkansas	28/29	36/30	64-59	+5	24-64/22-63	.375/.349	5-10/2-13	.500/.154	11-17/13-17	.647/.765	40-43	(3)	18/13	13/16	5/3	3/6	17/15
ALABAMA	27/18	24/41	51-59	(8)	21-59/19-56	.356/.339	2-13/7-14	.154/.500	7-18/14-17	.389/.824	44-40	+4	13/14	20/19	4/4	3/11	14/16
at South Carolina	22/27	27/38	49-65	(16)	21-50/24-55	.420/.436	1-7/7-16	.143/.438	6-10/10-15	.600/.667	29-35	(6)	11/11	19/16	3/1	9/7	13/13
at Georgia	24/28	39/30	63-58	+5	24-49/21-59	.490/.356	2-7/6-24	.286/.250	13-20/10-14	.650/.714	33-36	(3)	9/9	19/17	3/2	13/6	16/16
KENTUCKY	33/30	29/46	62-76	(14)	22-55/23-51	.400/.451	6-19/4-14	.316/.286	12-16/26-34	.750/.765	36-32	+4	12/13	29/18	1/3	6/15	20/19

2010-11 Auburn Superlatives...

First Half

Most points scored in the first half.....	43, vs. Alabama A&M (12-28-10)
Fewest points scored in the first half.....	16, at Mississippi State (1-20-11) and at LSU (2-10-11)
Fewest points allowed in the first half.....	15, at George Washington (12-15-10)
Most points allowed in the first half.....	40, vs. Purdue (12-18-10)
Best FG % in the first half.....	.545, vs. Seton Hall (11-27-10)
Worst FG % in the first half.....	.207, at Mississippi State (1-20-11)
Best FG % by an opponent in the first half.....	.632, at Vanderbilt (1-9-11)
Worst FG % by an opponent in the first half.....	.156 vs. Alabama (2-17-11)
Most rebounds in the first half.....	31, at George Washington (12-15-10)
Fewest rebounds in the first half.....	10, vs. Kentucky (2-3-11)
Most rebounds by an opponent in the first half.....	25, at Mississippi State (1-20-11)
Fewest rebounds by an opponent in the first half.....	12, vs. Ole Miss (1-13-11)

Second Half

Most points scored in the second half.....	49, vs. Ole Miss (1-13-11)
Fewest points scored in the second half.....	17, vs. Mississippi State (2-6-11)
Fewest points allowed in the second half.....	19, at Mississippi State (1-20-11)
Most points allowed in the second half.....	46, vs. Kentucky (2-27-11)
Best FG % in the second half.....	.609, at Georgia (2-24-11)
Worst FG % in the second half.....	.269, vs. Temple (12-4-10) and vs. Mississippi State (2-6-11)
Best FG % by an opponent in the second half.....	.583, vs. Ole Miss (1-13-11) and vs. Alabama (2-17-11)
Worst FG % by an opponent in the second half.....	.208, vs. Seton Hall (11-27-10)
Most rebounds in the second half.....	26, vs. Mercer (11-12-10)
Fewest rebounds in the second half.....	11, vs. Florida State (11-15-10)
Most rebounds by an opponent in the second half.....	26, vs. Tennessee (1-23-11)
Fewest rebounds by an opponent in the second half.....	11, vs. Florida (1-6-11)

Game

Most points scored.....	85, vs. Seton Hall (11-27-10) and Ole Miss (1-13-11)
Fewest points scored.....	38, at Kentucky (2-3-11)
Most points allowed.....	76, vs. Purdue (12-18-10) and Kentucky (2-27-11)
Fewest points allowed.....	41, at Mississippi State (1-20-11)
Best FG %.....	.531, vs. Seton Hall (11-27-10)
Worst FG %.....	.290, at South Florida (11-22-10)
Best FG % by an opponent.....	.531, at South Florida (11-22-10)
Worst FG % by an opponent.....	.273, at LSU (2-10-11)
Most rebounds.....	52, vs. Mercer (11-12-10)
Fewest rebounds.....	27, at Kentucky (2-3-10)
Most rebounds by an opponent.....	49, vs. Tennessee (1-23-11)
Fewest rebounds by an opponent.....	24, vs. Ole Miss (1-13-11)

Miscellaneous

Largest margin of victory.....	39, vs. Alabama A&M (12-28-10)
Smallest margin of victory.....	4, at Mississippi State (1-20-11)
Largest margin of defeat.....	31, at Kentucky (2-3-11)
Smallest margin of defeat.....	1, vs. Temple (12-4-10)
Largest halftime lead.....	24, vs. Alabama A&M (12-28-10)
Smallest halftime lead.....	3, at Alabama (1-2-11), vs. Ole Miss (1-13-11) and vs. Kentucky (2-27-11)
Last time tied at halftime.....	at LSU (2-10-11)
Largest halftime deficit.....	20, vs. Sacred Heart (11-26-10)
Smallest halftime deficit.....	1, vs. Mississippi State (2-6-11) and at Arkansas (2-13-11)
Largest rebounding margin.....	18, vs. Alabama A&M (12-28-10)
Smallest rebounding margin.....	2, vs. Seton Hall (11-27-10)
Last time tied in rebounding.....	vs. South Carolina (1-30-11)
Opponent's largest rebounding margin.....	18, vs. Florida State (11-15-10)
Opponents smallest rebounding margin.....	1, vs. Mississippi State (2-6-11)

2010-11 Auburn Individual Highs...**First Half**

Points.....	16, Blanche Alverson vs. Ole Miss (1-13-11)
Field Goals Made.....	7, Blanche Alverson vs. Ole Miss (1-13-11)
Field Goal Attempts.....	11, Smalley vs. Alabama A&M (12-28-10) and Alverson vs. Ole Miss (1-13-11)
Field Goal Percentage.....	.800 (4-of-5), Jassany Williams vs. South Alabama (12-2-10)
3-Point Field Goals Made.....	3, Blanche Alverson on three occasions
3-Point Field Goal Attempts.....	7, Blanche Alverson vs. Mercer (11-12-10)
3-Point Field Goal Percentage.....	.750 (3-of-4), Blanche Alverson vs. Florida (1-6-11)
Free Throws Made.....	5, Parrisha Simmons vs. South Alabama (12-2-10)
Free Throws Attempted.....	6, Parrisha Simmons vs. South Alabama (12-2-10)
Free Throw Percentage.....	1.000 (3-of-3), Alli Smalley at LSU (2-10-11) and vs. Kentucky (2-27-11)
Rebounds.....	8, Jordan Greenleaf at George Washington (12-15-10)
Assists.....	6, Morgan Toles vs. Jacksonville State (12-30-10)
Blocked Shots.....	3, Jordan Greenleaf vs. Alabama A&M (12-28-10)
Steals.....	3, on six occasions

Second Half

Points.....	16, Greenleaf vs. Mercer (11-12-10) and Smalley at Georgia (2-24-11)
Field Goals Made.....	6, Jordan Greenleaf vs. Mercer (11-12-10)
Field Goal Attempts.....	10, on three occasions
Field Goal Percentage.....	.833 (5-of-6), Alli Smalley at Arkansas (2-13-11)
3-Point Field Goals Made.....	3, on three occasions
3-Point Field Goal Attempts.....	6, Smalley vs. Kentucky (2-27-11)
3-Point Field Goal Percentage.....	.750 (3-of-4), Blanche Alverson vs. Ole Miss (1-13-11)
Free Throws Made.....	5, Hilliard vs. Florida (1-6-11) and Toles vs. South Carolina (1-30-11)
Free Throws Attempted.....	6, Smalley vs. Temple (12-4-10) and Hilliard vs. Florida (1-6-11)
Free Throw Percentage.....	1.000, on eight occasions
Rebounds.....	10, Jordan Greenleaf vs. Mercer (11-12-10)
Assists.....	5, Morgan Toles vs. Alabama A&M (12-28-10) and vs. Florida (1-6-11)
Blocked Shots.....	2, on eight occasions
Steals.....	3, on seven occasions

Game

Points.....	27, Blanche Alverson vs. Ole Miss (1-13-11)
Field Goals Made.....	11, Blanche Alverson vs. Ole Miss (1-13-11)
Field Goal Attempts.....	17, on three occasions
Field Goal Percentage.....	.857 (6-of-7), Jordan Greenleaf vs. Alabama A&M (11-22-10)
3-Point Field Goals Made.....	5, Blanche Alverson vs. Ole Miss (1-13-11)
3-Point Field Goal Attempts.....	9, Blanche Alverson vs. Mercer (11-12-10) and vs. Tenn. (1-23-11)
3-Point Field Goal Percentage.....	.750 (3-of-4), Smalley vs. SHU (11-27-10) and at Ark. (2-13-11)
Free Throws Made.....	7, Hilliard vs. Florida (1-6-11) and Toles vs. South Carolina (1-30-11)
Free Throws Attempted.....	8, Hilliard vs. Florida (1-6-11) and Toles vs. South Carolina (1-30-11)
Free Throw Percentage.....	1.000, on seven occasions
Rebounds.....	12, Jassany Williams vs. Alabama (2-17-11)
Assists.....	10, Morgan Toles vs. Jacksonville State (12-30-10)
Blocked Shots.....	4, Jordan Greenleaf at George Washington (12-15-10)
Steals.....	4, on eight occasions

Minimums: FG % (min. 5 attempts), 3FG % (min. 3 attempts), FT % (min 3 attempts)

2010-11 Opponent Individual Highs...**First Half**

Points.....	20, Andrea Smith of South Florida (11-22-10)
Field Goals Made.....	7, Andrea Smith of South Florida (11-22-10)
Field Goal Attempts.....	11, Smith of South Florida (11-22-10) and Jenkins of Alabama (1-2-11)
Field Goal Percentage.....	1.000 (6-of-6), Tuomi of VU (1-9-11) and Daniels of Ark. (2-13-11)
3-Point Field Goals Made.....	5, Andrea Smith of South Florida (11-22-10)
3-Point Field Goal Attempts.....	7, Andrea Smith of South Florida (11-22-10)
3-Point Field Goal Percentage.....	.800 (4-of-5), Shae Nelson of Ole Miss (1-13-11)
Free Throws Made.....	5, Whiquita Tobar of Alabama A&M (12-28-10)
Free Throws Attempted.....	7, Whiquita Tobar of Alabama A&M (12-28-10)
Free Throw Percentage.....	1.000 (4-of-4), Barrett of LSU (1-16-11) and Phillips of UGA (2-24-11)
Rebounds.....	10, Kelley Cain of Tennessee (1-23-11)
Assists.....	6, Valencia McFarland of Ole Miss (1-13-11)
Blocked Shots.....	3, Porche Grant of South Florida (11-22-10)
Steals.....	3, on five occasions

Second Half

Points.....	21, Kayla Melson of Ole Miss (1-13-11)
Field Goals Made.....	7, Williams of Mercer (11-12-10) and Melson of Ole Miss (1-13-11)
Field Goal Attempts.....	12, Briana Williams of Mercer (11-12-10)
Field Goal Percentage.....	.857 (6-of-7), Varisia Raffington of Alabama (2-17-11)
3-Point Field Goals Made.....	5, Briana Williams of Mercer (11-12-10)
3-Point Field Goal Attempts.....	8, Williams of Mercer (11-12-10) and Miller of Georgia (2-24-11)
3-Point Field Goal Percentage.....	1.000 (3-of-3), on two occasions
Free Throws Made.....	10, Katherine Graham of LSU (2-10-11)
Free Throws Attempted.....	13, Katherine Graham of LSU (2-10-11)
Free Throw Percentage.....	1.000, on three occasions
Rebounds.....	9, Bett of Mississippi State (2-6-11) and Jones of LSU (2-10-11)
Assists.....	5, Sharnea Boykin of Mercer (11-12-10)
Blocked Shots.....	2, on four occasions
Steals.....	4, Jenkins of Alabama (1-2-11) and Mathies of Kentucky (2-27-11)

Game

Points.....	33, Andrea Smith of South Florida (11-22-10)
Field Goals Made.....	12, Smith of South Florida (11-22-10) and Jenkins of Alabama (1-2-11)
Field Goal Attempts.....	22, Andrea Smith of South Florida (11-22-10)
Field Goal Percentage.....	.750 (9-of-12), Ashley Daniels of Arkansas (2-13-11)
3-Point Field Goals Made.....	8, Andrea Smith of South Florida (11-22-10)
3-Point Field Goal Attempts.....	13, Andrea Smith of South Florida (11-22-10)
3-Point Field Goal Percentage.....	1.000 (3-of-3), Varisia Raffington of Alabama (2-17-11)
Free Throws Made.....	12, Katherine Graham of LSU (2-10-11)
Free Throws Attempted.....	15, Katherine Graham of LSU (2-10-11)
Free Throw Percentage.....	1.000 (9-of-9), Alexa Deluzio of Florida State (11-15-10)
Rebounds.....	15, Jenkins of Alabama (1-2-11) and Brown of Mississippi State (1-20-11)
Assists.....	10, Valencia McFarland of Ole Miss (1-13-11)
Blocked Shots.....	4, Porche Grant of South Florida (11-22-10)
Steals.....	5, Tierney Jenkins of Alabama (1-2-11)

Minimums: FG % (min. 5 attempts), 3FG % (min. 3 attempts), FT % (min 3 attempts)

Auburn Career Records

Games Played

Rk	Player	Years	G
1	Ruthie Bolton	85-89	132
	Linda Godby	86-90	132
3	Vickie Orr	85-89	131
4	Kendall Mago	88-92	130
5	Sharon Stewart	84-88	129
	Sherell Hobbs	05-09	129
7	Mae Ola Bolton	84-88	128
8	DeWanna Bonner	05-09	126
	Alli Smalley	07-pres	126
10	Lori Monroe	79-83	124
	Jordan Greenleaf	06-11	124

Games Started

Rk	Player	Years	GS
1	Vickie Orr	85-89	128
2	DeWanna Bonner	05-09	126
3	Debra Larkin	81-85	119
4	Kristen Mulligan	92-96	118
	Le'Coe Willingham	99-04	118
6	Tiffany Krantz	96-00	116
7	Jordan Greenleaf	06-11	113
8	Alli Smalley	07-pres	112
9	Helene Baroody	83-87	110
10	Samantha Williams	91-96	108

Field Goals

Rk	Player	Years	FG
1	Becky Jackson	80-84	864
2	Vickie Orr	85-89	864
3	Marianne Merritt	75-79	837
4	DeWanna Bonner	05-09	744
5	Angie Hannah	79-82	735
6	Mae Ola Bolton	84-88	697
7	Carolyn Jones	88-91	645
8	Natasha Brackett	01-05	641
9	Linda Godby	86-90	590
10	Alli Smalley	07-pres	583

Field Goal Attempts

Rk	Player	Years	FGA
1	Marianne Merritt	75-79	1,795
2	DeWanna Bonner	05-09	1,633
3	Vickie Orr	85-89	1,528
4	Natasha Brackett	01-05	1,514
5	Becky Jackson	80-84	1,435
6	Alli Smalley	07-pres	1,408
7	Angie Hannah	79-82	1,396
8	Mae Ola Bolton	84-88	1,371
9	Carolyn Jones	88-91	1,353
10	Lori Monroe	79-83	1,242

Field Goal PCT. (200 att.)

Rk	Player	Years	PCT
1	Becky Jackson	80-84	.602 (864-1435)
2	Consweila Sparrow	97-00	.590 (451-764)
3	Vickie Orr	85-89	.565 (864-1528)
4	KeKe Carrier	05-10	.555 (417-751)
5	Lindy Godby	86-90	.550 (590-1072)
6	Sharon Stewart	84-88	.543 (458-843)
7	Charlene Thomas	83-87	.536 (428-799)
8	Angie Hannah	79-82	.527 (735-1396)
9	C. C. Hayden	89-92	.526 (533-1013)
10	Le'Coe Willingham	99-04	.526 (552-1050)

3-Point Field Goals

Rk	Player	Years	3FG
1	Alli Smalley	07-pres	218
2	Tiffany Krantz	96-00	184
3	Natasha Brackett	01-05	171
4	Samantha Williams	92-96	161
5	Kristen Mulligan	92-96	149
6	Carolyn Jones	88-91	103
7	Shana Askew	97-01	94
8	Tamela McCorvey	06-08	90
9	Blanche Alverson	09-pres	89
10	Lynn Stevenson	87-91	83

3-Point Field Goal Attempts

Rk	Player	Years	ATT
1	Alli Smalley	07-pres	622
2	Natasha Brackett	01-05	545
3	Tiffany Krantz	96-00	520
4	Samantha Williams	92-96	500
5	Kristen Mulligan	92-96	370
6	Shana Askew	97-01	332
7	Blanche Alverson	09-pres	288
8	Nitasha Brown	02-06	271
9	Tamela McCorvey	06-08	270
10	Carolyn Jones	88-91	248

3-Point Field Goals Pct. (100 Att.)

Rk	Player	Years	Pct.
1	Carolyn Jones	88-91	.415 (103-248)
2	Kristen Mulligan	92-96	.403 (149-370)
3	Suzette Sargeant	90-92	.388 (57-147)
4	Lynn Stevenson	86-91	.376 (83-221)
5	LaRita Spencer	99-01	.364 (59-162)
6	Louise Emeagi	02-05	.359 (78-217)
7	Tiffany Krantz	96-00	.354 (184-520)
8	Alli Smalley	07-pres	.350 (218-622)
9	Joanna Clayden	05-07	.337 (62-184)
10	Tamela McCorvey	06-08	.333 (90-270)

Free Throws

Rk	Player	Years	FT
1	DeWanna Bonner	05-09	600
2	Carolyn Jones	88-91	438
3	Consweila Sparrow	97-00	346
	Le'Coe Willingham	99-04	346
5	Becky Jackson	80-84	340
6	Vickie Orr	85-89	307
	Marianne Merritt	75-79	305
8	Tasha Hamilton	97-01	296
9	Lori Monroe	79-83	291
10	Debra Larkin	81-85	278

Free Throw Attempts

Rk	Player	Years	FT
1	DeWanna Bonner	05-09	755
2	Carolyn Jones	88-91	541
3	Becky Jackson	80-84	520
4	Consweila Sparrow	97-00	491
5	Marianna Merritt	75-79	488
6	Le'Coe Willingham	99-04	487
7	Lori Monroe	79-83	453
8	Tasha Hamilton	97-01	441
9	Vickie Orr	85-89	433
10	Sharon Stewart	84-88	385

Free Throw Pct. (150 Att.)

Rk	Player	Years	Pct.
1	Carolyn Jones	88-91	.810 (438-541)
2	Kristen Mulligan	92-96	.796 (191-240)
3	DeWanna Bonner	05-09	.795 (600-777)
4	Laticia Morris	95-97	.787 (233-296)
5	Whitney Boddie	05-09	.777 (219-282)
6	Linda Godby	86-90	.774 (185-239)
7	Brenda Hill	82-83	.768 (208-271)
8	Helene Baroody	83-87	.767 (155-202)
9	Patrena Scruggs	87-89	.749 (128-171)
10	Tonia Trail	93-97	.741 (172-232)

Scoring Average (30 games)

Rk	Player	Years	PPG
1	Marianne Merritt	75-79	20.4
2	Carolyn Jones	88-91	18.3
3	Becky Jackson	80-84	17.8
4	DeWanna Bonner	05-09	17.2
5	Vickie Orr	85-89	15.5
6	Consweila Sparrow	97-00	14.5
7	Natasha Brackett	01-05	14.0
8	C.C. Hayden	89-92	13.6
9	Angie Hannah	78-82	13.3
	Brenda Hill	81-85	13.3

Auburn Career Records

Points

Rk	Player	Years	Points
1	DeWanna Bonner	05-09	2,162
2	Becky Jackson	80-84	2,068
3	Vickie Orr	85-89	2,035
4	Marianne Merritt	75-79	1,979
5	Carolyn Jones	88-91	1,831
6	Natasha Brackett	01-05	1,716
7	Mae Ola Bolton	84-88	1,616
8	Angie Hannah	78-82	1,583
9	Alli Smalley	07-pres	1,557
10	Le'Coe Willingham	99-00, 01-03	1,475
11	Lori Monroe	79-83	1,415
12	Tasha Hamilton	97-01	1,402
13	Sherell Hobbs	05-09	1,372
14	Linda Godby	86-90	1,365
15	Debra Larkin	81-85	1,310
16	C. C. Hayden	89-92	1,306
17	Conswella Sparrow	97-00	1,249
18	Brenda Hill	81-85	1,222
19	M. Morehouse	92-96	1,191
20	Lauretta Freeman	89-93	1,188
21	Sharon Stewart	84-88	1,184
22	Ruthie Bolton	85-89	1,176
23	Tiffany Krantz	96-00	1,136
24	Samantha Williams	92-96	1,106
25	KeKe Carrier	05-10	1,017
26	Helene Baroody	83-87	1,011
27	Tara Williams	95-97	988
28	Diann McNeil	84-88	982
29	Laticia Morris	95-97	971
30	Charlene Thomas	83-87	963

Rebounds

Rk	Player	Years	Points
1	Becky Jackson	80-84	1,118
2	DeWanna Bonner	05-09	1,047
3	Lori Monroe	79-83	1,015
4	Vickie Orr	85-89	1,006
5	Lauretta Freeman	89-93	976
6	Marianne Merritt	75-79	972
7	Le'Coe Willingham	99-00, 01-03	927
8	M. Morehouse	92-96	792
9	Jordan Greenleaf	06-11	761
	Charlene Thomas	84-87	761
11	Sharon Stewart	84-88	757
12	C.C. Hayden	89-92	749
	Kendall Mago	88-92	749
14	Tasha Hamilton	97-01	663
15	Mae Ola Bolton	84-88	653
16	Marita Payne	02-06	630
17	Sherell Hobbs	05-09	612
18	Brenda Hill	82-85	604
19	KeKe Carrier	05-10	600
20	Angie Hannah	78-82	588

Rebounding Average (30 games)

Rk	Player	Years	RPG
1	Marianne Merritt	75-79	10.0
2	Becky Jackson	80-84	9.6
3	DeWanna Bonner	05-09	8.3
4	Lauretta Freeman	89-93	8.0
5	Lori Monroe	79-83	7.9
6	C.C. Hayden	89-92	7.8
7	Vickie Orr	85-89	7.7
	Le'Coe Willingham	99-00, 01-03	7.7
9	Mae Ola Bolton	84-88	6.8
10	M. Morehouse	92-96	6.8

Assists

Rk	Player	Years	AST
1	Whitney Boddie	05-09	603
2	Renae Halbrooks	78-82	593
3	Helene Baroody	83-87	587
4	Kristen Mulligan	92-96	551
5	Ruthie Bolton	85-89	526
6	Martha Monk	79-81	525
7	Chantel Tremitiere	87-91	490
8	Tiffany Krantz	96-00	414
9	Debra Larkin	81-85	386
10	Samantha Williams	91-96	323

Assist Average (30 games)

Rk	Player	Years	APG
1	Martha Monk	79-81	8.3
2	Whitney Boddie	05-09	5.9
3	Renae Halbrooks	78-82	5.5
4	Helene Baroody	83-87	5.1
5	Morgan Toles	09-pres	4.8
6	Kristen Mulligan	92-96	4.7
7	Ruthie Bolton	85-89	4.0
8	Chantel Tremitiere	87-91	4.0
9	LaRita Spencer	99-01	3.6
10	Tiffany Krantz	96-00	3.5
11	Debra Larkin	81-85	3.2

Blocks

Rk	Player	Years	BLK
1	Marita Payne	02-06	377
2	KeKe Carrier	05-present	216
3	Linda Godby	86-90	199
4	Vickie Orr	85-89	191
5	Lori Monroe	79-83	141
6	DeWanna Bonner	05-09	139
	Jordan Greenleaf	06-11	139
8	Brenda Hill	81-85	126
9	Becky Jackson	80-84	120
10	Lauretta Freeman	89-93	114

Steals

Rk	Player	Years	STL
1	Mae Ola Bolton	85-88	282
2	Kristen Mulligan	93-96	253
3	Ruthie Bolton	86-89	246
4	Debra Larkin	82-85	242
5	Helene Baroody	84-87	240
6	Sherell Hobbs	05-09	231
7	DeWanna Bonner	05-09	208
8	Natasha Brackett	01-05	202
9	Carolyn Jones	89-91	192
10	Whitney Boddie	05-09	183

Auburn Single-Season Records

Field Goals

Rk	Player	Year	FG
1	Tara Williams	96-97	259
	Angie Hannah	80-81	259
3	Becky Jackson	80-81	254
4	Vickie Orr	87-88	248
5	DeWanna Bonner	08-09	239
	Vickie Orr	86-87	239
7	Lauretta Freeman	92-93	237
	Marianne Merritt	75-76	237
9	Carolyn Jones	90-91	225
	Angie Hannah	79-80	225

Field Goal Attempts

Rk	Player	Year	FGA
1	Tara Williams	96-97	544
2	Carolyn Jones	89-90	534
3	DeWanna Bonner	08-09	496
	Marianne Merritt	75-76	496
5	Angie Hannah	80-81	483
6	Marianne Merritt	77-78	476
7	Natasha Brackett	02-03	475
8	Lauretta Freeman	92-93	466
9	Vickie Orr	87-88	461
10	Becky Jackson	80-81	458

3-Point Field Goals

Rk	Player	Year	3FG
1	Tiffany Krantz	96-97	70
2	Alli Smalley	08-09	68
3	Natasha Brackett	02-03	62
4	Alli Smalley	09-10	57
5	Tiffany Krantz	97-98	56
6	Suzette Sargeant	91-92	55
7	Tamela McCorvey	06-07	53
8	Samantha Williams	92-93	51
9	Nitasha Brown	05-06	50
10	Blanche Alverson	10-11	49
--	Alli Smalley	10-11	46

3-Point Field Goal Attempts

Rk	Player	Year	3FGA
1	Natasha Brackett	02-03	193
2	Tiffany Krantz	96-97	178
3	Alli Smalley	09-10	175
4	Alli Smalley	08-09	171
5	Alli Smalley	07-08	162
6	Blanche Alverson	10-11	160
7	Tamela McCorvey	06-07	159
8	Samantha Williams	93-94	152
	Tiffany Krantz	97-98	152
10	Samantha Williams	92-93	148

Free Throws

Rk	Player	Year	FT
1	DeWanna Bonner	08-09	218
2	Carolyn Jones	89-90	195
3	DeWanna Bonner	07-08	168
4	Consweila Sparrow	97-98	152
5	Carolyn Jones	90-91	137
6	DeWanna Bonner	06-07	120
7	Laticia Morris	95-96	118
8	Le'Co'e Willingham	03-04	117
9	Laticia Morris	96-97	115
	Tasha Hamilton	98-99	115

Free Throw Attempts

Rk	Player	Year	FTA
1	DeWanna Bonner	08-09	258
2	Carolyn Jones	89-90	240
3	DeWanna Bonner	07-08	207
	Consweila Sparrow	97-98	207
5	Becky Jackson	80-81	187
6	Carolyn Jones	90-91	165
7	Tasha Hamilton	98-99	164
8	Danielette Coleman	92-93	162
9	Consweila Sparrow	98-99	156
	DeWanna Bonner	06-07	154

Points

Rk	Player	Year	PTS
1	DeWanna Bonner	08-09	716
2	Carolyn Jones	89-90	703
3	Carolyn Jones	90-91	634
4	Becky Jackson	80-81	615
5	Tara Williams	96-97	578
6	DeWanna Bonner	07-08	571
7	Vickie Orr	87-88	565
8	Natasha Brackett	02-03	557
9	Vickie Orr	86-87	550
10	Angie Hannah	80-81	549

Scoring Average

Rk	Player	Year	PPG
1	Marianne Merritt	75-76	21.9
2	DeWanna Bonner	08-09	21.1
3	Carolyn Jones	90-91	20.5
4	Marianne Merritt	77-78	20.4
5	Carolyn Jones	89-90	20.1
6	Consweila Sparrow	97-98	19.2
7	Lauretta Freeman	92-93	18.7
8	DeWanna Bonner	07-08	18.4
9	Laticia Morris	96-97	18.3
10	Becky Jackson	80-81	18.2

Rebounds

Rk	Player	Year	REB
1	Lauretta Freeman	92-93	401
2	Marianne Merritt	75-76	382
3	Becky Jackson	80-81	359
4	Becky Jackson	80-81	349
5	DeWanna Bonner	07-08	311
	Lori Monroe	79-80	305
7	Sharon Stewart	87-88	300
8	DeWanna Bonner	08-09	289
9	Becky Jackson	91-92	283
10	Vickie Orr	88-89	284

Assists

Rk	Player	Year	AST
1	Martha Monk	80-81	294
2	Whitney Boddie	08-09	262
3	Martha Monk	79-80	231
4	Renae Halbrooks	81-82	218
5	Ruthie Bolton	87-88	213
6	Chantel Tremiere	90-91	201
7	Helene Baroody	86-87	196
8	Ruthie Bolton	88-89	195
9	Helene Baroody	85-86	183
10	Chantel Tremiere	89-90	180

Steals

Rk	Player	Year	STL
1	Marianne Merritt	75-76	114
2	Debra Larkin	81-82	80
3	Helene Baroody	84-85	79
4	Mae Ola Bolton	86-87	78
5	Carolyn Jones	90-91	77
	Kristen Mulligan	92-93	77
	Ruthie Bolton	88-89	77
	Mae Ola Bolton	87-88	77
	Sherell Hobbs	07-08	77
10	Chantel Tremiere	90-91	76

Blocks

Rk	Player	Year	BLK
1	Marita Payne	04-05	141
2	Marita Payne	05-06	107
3	Marita Payne	03-04	82
4	Linda Godby	89-90	73
5	KeKe Carrier	09-10	72
6	Vickie Orr	86-87	57
7	KeKe Carrier	06-07	61
8	DeWanna Bonner	08-09	55
	Vickie Orr	88-89	55
	Lori Monroe	80-81	55



Nell FORTNER

Head Coach

Seventh Season

Jackson, Miss • Texas, 1981

- Coached Auburn to its first SEC title in 20 years during 2008-09 season
- Produced Auburn's first SEC Player of the Year since 1988 in DeWanna Bonner
- Has an overall record of 148-98 for a .602 winning percentage
- Sports a 705-249 (.739) record as a head coach, assistant coach and player at all levels (college, professional, international)
- Coached teams to 11 NCAA Tournament appearances, eight as an assistant coach and three as a head coach
- 2000 USA Basketball Coach of the Year
- 1997 and 2009 Basketball Times National Coach of the Year
- 2009 Russell Athletic/WBCA Region III Coach of the Year
- 1997 Big Ten Coach of the Year
- 2009 SEC Coach of the Year
- Led the U.S. National Team to a gold medal in the 2000 Olympics
- Coached 10 different U.S. squads to a 101-14 (.878) record
- Served as an assistant coach for the U.S. National Team that won a gold medal at the 1996 Olympics
- Coached three players to State Farm/WBCA All-America honors
- Coached eight players to 10 all-conference honors
- Coached Auburn to three straight 20-win seasons, including a 30-win season in 2009 - Auburn's first in 20 years
- Produced two WNBA draft picks (DeWanna Bonner and Whitney Boddie) out of her first recruiting class at Auburn
- Spent three years as Head Coach and General Manager of the WNBA's Indiana Fever, leading the team to the playoffs in her second season
- As an assistant coach at Louisiana Tech, helped the team to the Elite Eight in 1993 and the National Championship game in 1994
- Spent four years as a studio analyst with ESPN (2001-04, 2005 WNBA Playoffs)

All-time record as player and coach at all levels:	705-249 (.739)	29 years
Record as a WNBA coach:	42-56 (.429)	3 seasons
Record as USA Head Coach:	101-14 (.878)	4 years
Record as a collegiate player:	127-26 (.830)	4 seasons
Record as a collegiate coach:	383-153 (.715)	16 seasons
Record as a collegiate assistant coach:	235-55 (.810)	9 seasons
Record as a collegiate head coach:	148-98 (.602)	8 seasons
Record at Auburn:	131-87 (.601)	7 seasons
SEC Record:	48-54 (.471)	7 seasons

Fortner Year-by-Year

Texas, Player (1977-81)

Year	Record	Conf.	Other Information
1977-78	29-10	--	5th AIAW
1978-79	37-4	--	3rd AIAW
1979-80	33-4	--	5th AIAW
1980-81	28-8	--	9th AIAW

Stephen F. Austin, Graduate Assistant/Assistant (1986-90)

Year	Record	Conf.	Other Information
1986-87	25-6	9-1	WNIT Third Round
1987-88	29-5	13-1	Southland Champions NCAA Second Round
1988-89	30-4	13-1	Southland Champions NCAA Regional Finalist
1989-90	28-3	14-0	Southland Champions NCAA Regional Finalist

Louisiana Tech, Assistant Coach (1990-95)

Year	Record	Conf.	Other Information
1990-91	18-12	9-3	American South Conference Runner-Up NCAA First Round
1991-92	20-10	12-4	NCAA First Round
1992-93	26-6	13-1	Sun Belt Conference Champion NCAA Elite Eight
1993-94	31-4	14-0	Sun Belt Conference Champion NCAA Runner-up
1994-95	28-5	13-1	Sun Belt Conference Champion NCAA Sweet 16

USA Basketball, Assistant Coach (1995-96)

52-0 Overall Record (1.000)

Purdue, Head Coach (1996-97)

Year	Record	Conf.	Other Information
1996-97	17-11	12-4	Big Ten Co-Champions NCAA Second Round

USA Basketball, Head Coach (1997-2000)


101-14 Overall Record (.878)

Indiana Fever (WNBA), Head Coach (2001-03)

Year	Record	Conf.	Other Information
2001	10-22	--	
2002	16-16	--	WNBA Playoffs First Round
2003	16-18	--	

Auburn, Head Coach (2004-present)

Year	Record	Conf.	Other Information
2004-05	16-13	6-8	
2005-06	14-15	4-10	
2006-07	21-13	6-8	WNIT Quarterfinals
2007-08	20-12	7-7	NCAA First Round
2008-09	30-4	12-2	SEC Champions
			SEC Tournament Runner-Up
			NCAA Second Round
2009-10	15-16	5-11	
2010-11	15-14	8-8	



Alli SMALLEY

#5

Senior • Guard • 5-8

Arab, Ala.

Arab High School

NOTES:

- All-SEC First Team Selection
- Coming off a season-high 24 points against Kentucky, her second game in a row with 20 or more points
- Did not start vs. Mississippi State, breaking her streak of 106 consecutive starts - the second-longest streak in school history
- Her 10 points vs. LSU moved her into 10th all-time in career scoring at Auburn; now ranks ninth with 1,557 career points
- Ranks 18th in the SEC in scoring with 12.1 points per game
- Has scored in double figures in 21 of 29 games this season
- Broke the Auburn career 3-point record with 1:22 left in the Temple game passing Tiffany Krantz for the record; became the first Tiger to record 200 3-pointers
- Named to Junkanoo Jam All-Tournament Team
- Selected to Preseason All-SEC First Team by league coaches and Preseason All-SEC Second Team by media

Opponent	Start	Min.	FG-A	3PT-A	FT-A	O-D-T	PF	Asst.	TO	Blk.	Stl.	Pts.
MERCER	*	26	6-15	1-5	3-4	1-3-4	2	1	4	1	2	16
FLORIDA STATE	*	33	2-15	1-6	1-2	0-2-2	2	3	4	1	1	6
DUKE	*	26	3-4	2-3	4-4	1-2-3	2	3	4	0	0	12
at South Florida	*	22	1-11	0-4	2-3	0-0-0	2	0	0	0	0	4
vs. Sacred Heart	*	28	5-13	2-5	0-0	1-4-5	1	1	2	0	2	12
vs. Seton Hall	*	19	6-10	3-4	0-0	0-0-0	0	4	2	0	1	15
SOUTH ALABAMA	*	26	5-15	1-3	4-4	0-1-1	2	1	1	0	2	15
TEMPLE	*	33	7-17	3-7	5-9	0-3-3	3	0	1	0	3	22
at George Washington	*	34	5-15	4-7	0-1	2-1-3	0	1	0	0	0	14
vs. Purdue	*	30	5-11	4-6	4-4	1-1-2	4	1	3	0	2	18
at Chicago State	*	29	3-12	0-4	1-2	3-1-4	3	2	2	0	2	7
ALABAMA A&M	*	21	5-14	0-2	2-3	1-4-5	1	2	2	0	1	12
JACKSONVILLE STATE	*	31	5-12	1-6	0-0	0-2-2	2	5	1	0	4	11
at Alabama	*	37	5-8	2-3	0-0	0-2-2	0	1	3	0	3	12
FLORIDA	*	33	4-9	1-2	1-2	1-3-4	2	4	2	0	1	10
at Vanderbilt	*	30	3-11	2-6	2-2	1-1-2	4	0	3	0	3	10
OLE MISS	*	26	2-7	2-5	0-0	1-4-5	3	3	3	1	0	6
LSU	*	30	4-6	1-1	1-2	0-5-5	2	2	3	0	3	10
at Mississippi State	*	37	4-8	1-2	2-2	1-4-5	1	5	5	0	4	11
TENNESSEE	*	38	6-14	1-4	0-0	0-3-3	2	2	3	0	2	13
SOUTH CAROLINA	*	35	5-15	1-3	0-0	0-3-3	3	2	2	0	4	11
at Kentucky	*	18	2-5	0-0	0-0	0-2-2	3	2	7	0	0	4
MISSISSIPPI STATE	*	19	2-7	1-2	0-1	2-0-2	2	1	5	0	2	5
at LSU	*	36	6-15	3-6	3-3	1-6-7	2	2	4	0	0	18
at Arkansas	*	37	7-11	3-4	2-3	1-4-5	3	3	3	0	0	19
ALABAMA	*	31	3-5	0-1	1-2	2-2-4	1	2	3	0	0	7
at South Carolina	*	25	2-5	0-2	0-0	0-2-2	5	1	3	1	2	4
at Georgia	*	36	8-14	2-3	4-4	0-2-2	3	5	7	0	4	22
KENTUCKY	*	38	7-15	4-8	6-6	1-4-5	3	2	6	0	0	24

vs. Mississippi State

SMALLEY CAREER STATISTICS

Year	GP-GS	FG-FGA	Pct	3FG-FGA	Pct	FT-FTA	Pct	O-D-T (Reb.)	Avg	PF	FO	Asst	TO	Blk	Stl	Pts	Avg
2007-08	32-19	133-333	.399	47-162	.290	28-42	.667	34-59-93	2.9	58	3	89	104	10	37	341	10.7
2008-09	34-34	141-310	.455	68-171	.398	28-37	.757	12-79-91	2.7	60	0	71	62	7	45	378	11.1
2009-10	31-31	181-446	.406	57-175	.326	69-96	.719	33-104-137	4.4	64	1	72	85	7	36	488	15.7
2010-11	29-28	128-319	.401	46-114	.404	48-63	.762	21-71-92	3.2	63	1	61	88	4	48	350	12.1
TOTAL	126-112	583-1408	.414	218-622	.350	173-238	.727	100-313-413	3.3	245	5	293	339	28	166	1557	12.4

SEASON HIGHS

Points		
24	vs. Kentucky	(2/27/11)
Rebounds		
7	at LSU	(2/10/11)
Assists		
5	3 times, last at Georgia	(2/24/11)
Blocks		
1	3 times, last vs. Ole Miss	(1/13/11)
Steals		
4	4 times, last at Georgia	(2/24/11)
Field Goals		
8	at Georgia	(2/24/11)
Field Goal Attempts		
17	vs. Temple	(12/4/10)
3-Point Field Goals		
4	3 times, last vs. Kentucky	(2/27/11)
3-Point FG Attempts		
8	vs. Kentucky	(2/27/11)
Free Throws		
6	vs. Kentucky	(2/27/11)
Free Throw Attempts		
9	vs. Temple	(12/4/10)

CAREER HIGHS

Points		
29	vs. Florida	(3/4/10)
Rebounds		
11	vs. Alabama	(2/7/10)
Assists		
6	3 times, last at SDSU	(12/30/09)
Blocks		
2	vs. Georgia	(1/13/08)
Steals		
4	6 times, last at Georgia	(2/24/11)
Field Goals		
10	3 times, last vs. Florida	(3/4/10)
Field Goal Attempts		
21	vs. Troy	(11/13/09)
3-Point Field Goals		
5	3 times, last vs. Florida	(3/4/10)
3-Point FG Attempts		
10	3 times, last at Ole Miss	(2/25/10)
Free Throws		
6	5 times, last vs. Kentucky	(2/27/11)
Free Throw Attempts		
9	vs. Temple	(12/4/10)



Chantel HILLIARD

#23

Junior • Forward/Center • 6-2

Biloxi, Miss.

St. Martin High School

NOTES:

- Started for the second time this season vs. Mississippi State, scoring 12 points with 6 rebounds and 2 steals
- Set her career high with 17 points against Florida, leading Auburn in scoring for the second time in her career
- Is Auburn's most efficient shooter with a .521 field goal percentage
- Led Auburn in scoring for the first time in her career, coming off the bench for a career-high 16 points on 7-of-9 shooting at South Florida
- Has scored in double figures six times this season
- Saw limited action last season after starting the year as a starter
- Has already scored more points as a junior than she did as a sophomore
- Finished the year 3.5 points and 2.4 rebounds per game, seeing action in 27 games

Opponent	Start	Min.	FG-A	3PT-A	FT-A	O-D-T	PF	Ast.	TO	Blk.	St.	Pts.
MERCER		13	2-3	0-0	0-0	0-3-3	0	0	1	0	1	4
FLORIDA STATE		6	0-0	0-0	0-0	0-0-0	1	0	0	1	0	0
DUKE		12	1-5	0-0	2-2	3-1-4	1	1	0	0	1	4
at South Florida		23	7-9	0-0	2-2	4-3-7	1	0	0	0	0	16
vs. Sacred Heart	*	19	2-5	0-0	1-2	1-2-3	0	1	2	0	0	5
vs. Seton Hall		9	2-4	0-0	0-0	0-1-1	1	0	0	0	1	4
SOUTH ALABAMA		11	2-4	0-0	1-2	1-0-1	3	0	0	0	0	5
TEMPLE		23	3-5	0-0	4-4	1-3-4	3	0	3	0	0	10
at George Washington		12	2-5	0-0	1-2	1-1-2	3	0	1	1	0	5
vs. Purdue		11	2-6	0-0	0-1	0-1-1	3	1	1	1	0	4
at Chicago State		12	3-5	0-0	1-2	1-0-1	4	0	1	0	0	7
ALABAMA A&M		17	5-7	0-0	2-2	0-5-5	2	1	2	1	1	12
JACKSONVILLE STATE		13	2-3	0-0	0-0	2-2-4	0	0	2	0	1	4
at Alabama		4	1-1	0-0	0-0	0-2-2	0	0	3	0	0	2
FLORIDA		22	5-7	0-0	7-8	2-3-5	2	0	2	0	0	17
at Vanderbilt		13	2-4	0-0	1-3	2-2-4	1	0	2	0	0	5
OLE MISS		9	1-2	0-0	2-2	1-0-1	0	0	0	0	1	4
LSU		11	1-5	0-0	1-2	1-0-1	1	0	1	1	0	3
at Mississippi State		27	3-5	0-0	1-2	2-4-6	3	0	1	1	0	7
TENNESSEE		2	0-0	0-0	0-0	0-0-0	1	0	2	0	0	0
SOUTH CAROLINA		2	0-0	0-0	0-0	0-0-0	0	0	0	0	0	0
at Kentucky		14	0-1	0-0	0-0	1-1-2	3	0	1	1	0	0
MISSISSIPPI STATE	*	29	4-8	0-0	4-4	2-4-6	1	0	1	1	2	12
at LSU	*	29	1-4	0-1	0-0	2-3-5	4	1	6	0	2	2
at Arkansas	*	20	3-7	0-0	2-4	3-4-7	2	1	2	0	2	8
ALABAMA	*	27	3-7	0-0	0-0	1-6-7	4	1	2	2	2	6
at South Carolina		20	5-6	0-0	1-2	1-2-3	1	0	4	0	1	11
at Georgia	*	23	1-3	0-0	2-4	1-3-4	2	1	1	0	2	4
KENTUCKY	*	32	5-9	0-1	0-1	0-4-4	4	1	4	1	0	10

vs. Mississippi State

HILLIARD CAREER STATISTICS

Year	GP-GS	FG-FGA	Pct	3FG-FGA	Pct	FT-FTA	Pct	O-D-T (Reb.)	Avg	PF	FO	Ast	TO	Blk	Stl	Pts	Avg
2008-09	30-0	53-106	.500	0-2	.000	15-32	.469	29-56-85	2.8	50	0	7	26	12	13	121	4.0
2009-10	27-2	37-89	.416	0-0	.000	20-43	.465	31-35-66	2.4	49	1	6	35	13	11	94	3.5
2010-11	29-7	68-130	.523	0-2	.000	35-51	.686	33-60-93	3.2	51	0	9	45	11	17	171	5.9
TOTAL	86-9	158-325	.486	0-4	.000	70-126	.556	93-151-244	2.8	150	1	22	106	36	41	386	4.5

SEASON HIGHS

Points		
17	vs. Florida	(1/6/11)
Rebounds		
7	at South Florida	(11/22/10)
Assists		
1	9 times, last vs. Kentucky	(2/27/11)
Blocks		
2	vs. Alabama	(2/17/11)
Steals		
2	5 times, last at Georgia	(2/24/11)
Field Goals		
7	at South Florida	(11/22/10)
Field Goal Attempts		
9	twice, last vs. Kentucky	(2/27/11)
3-Point Field Goals		N/A
3-Point FG Attempts		
1	vs. Kentucky	(2/27/11)
Free Throws		
7	vs. Florida	(1/6/11)
Free Throw Attempts		
8	vs. Florida	(1/6/11)

CAREER HIGHS

Points		
17	vs. Florida	(1/6/11)
Rebounds		
11	at South Alabama	(12/20/09)
Assists		
2	twice, last at Kentucky	(1/24/10)
Blocks		
3	twice, last vs. Duquesne	(12/29/08)
Steals		
3	vs. Duquesne	(12/29/08)
Field Goals		
7	at South Florida	(11/22/10)
Field Goal Attempts		
9	4 times, last vs. Kentucky	(2/27/11)
3-Point Field Goals		N/A
3-Point FG Attempts		
1	4 times, last vs. Kentucky	(2/27/11)
Free Throws		
7	vs. Florida	(1/6/11)
Free Throw Attempts		
12	vs. Sam Houston State	(12/5/08)



Morgan JENNINGS

#2

Junior • Guard • 5-8

Atlanta, Ga.

Frederick Douglass High School

NOTES:

- Has been starting in place of injured point guard Morgan Toles
- Scored career-high 16 points vs. Kentucky on Sunday, including career-high 6 free throws
- Coming off a 10-point outing in Auburn's win over #22 Georgia
- Earned first start in almost two months at USC; tallied 6 points, 4 rebounds, 3 steals while playing more minutes than she had in the last seven games combined
- Collected career-high 4 steals against Alabama A&M
- Tied her career highs with 5 rebounds, 6 assists and 3 steals at George Washington
- Came off the bench for 6 points and team-high 3 steals in season-opener vs. Mercer; had 5 points vs. Duke
- Saw action in 13 games last season after missing the first half of the season with an injury

Opponent	Start	Min.	FG-A	3PT-A	FT-A	O-D-T	PF	Ast.	TO	Blk.	St.	Pts.
MERCER		14	2-2	0-0	2-2	1-1-2	1	1	1	0	3	6
FLORIDA STATE		9	0-1	0-0	0-0	1-1-2	0	2	1	0	0	0
DUKE		16	1-3	0-0	3-4	0-2-2	2	1	3	0	1	5
at South Florida		16	0-4	0-0	1-2	2-1-3	1	2	1	0	0	1
vs. Sacred Heart		15	1-5	0-0	2-2	1-1-2	1	0	2	0	1	4
vs. Seton Hall		19	7-7	0-0	0-1	0-4-4	2	1	1	0	2	14
SOUTH ALABAMA	*	17	2-6	0-0	0-2	0-2-2	3	1	0	1	2	4
TEMPLE	*	27	4-7	0-0	0-1	3-2-5	1	1	2	1	0	8
at George Washington		19	1-3	0-0	1-3	3-2-5	1	6	0	0	3	3
vs. Purdue		12	0-6	0-0	1-3	1-0-1	1	0	1	0	0	1
at Chicago State		5	0-0	0-0	1-2	0-0-0	0	0	1	0	1	0
ALABAMA A&M		18	1-1	0-0	4-4	1-0-1	1	1	2	0	4	6
JACKSONVILLE STATE		8	0-1	0-0	0-0	0-1-1	1	2	0	0	0	0
at Alabama		3	0-0	0-0	0-0	0-1-1	0	0	0	0	0	0
FLORIDA		7	0-3	0-0	0-0	0-0-0	1	0	2	0	1	0
at Vanderbilt		13	1-3	0-0	0-0	0-2-2	0	2	1	0	2	2
OLE MISS		10	2-5	0-0	0-0	0-0-0	0	1	1	0	0	4
LSU		10	0-2	0-0	2-2	0-0-0	0	0	0	0	0	2
at Mississippi State		7	0-1	0-0	0-0	1-0-1	0	0	0	0	0	0
TENNESSEE		5	0-0	0-0	0-0	0-1-1	0	0	1	0	0	0
SOUTH CAROLINA		7	0-2	0-0	0-0	0-0-0	0	1	2	0	0	0
at Kentucky		12	0-2	0-0	1-2	0-1-1	0	0	1	0	0	1
MISSISSIPPI STATE		1	0-0	0-0	0-0	0-0-0	0	0	1	0	0	0
at LSU		1	0-0	0-0	0-0	0-0-0	1	0	0	0	0	0
at Arkansas						---	DNP - COACHES' DECISION ---					
ALABAMA		2	0-0	0-0	0-0	0-1-1	0	0	1	0	0	0
at South Carolina	*	33	2-5	0-0	2-2	3-1-4	3	0	2	0	3	6
at Georgia	*	31	4-8	0-0	2-2	0-3-3	1	3	6	0	2	10
KENTUCKY	*	33	5-8	0-1	6-7	0-0-0	3	4	4	0	1	16

vs. Mississippi State

JENNINGS CAREER STATISTICS


Year	GP-GS	FG-FGA	Pct	3FG-FGA	Pct	FT-FTA	Pct	O-D-T (Reb.)	Avg	PF	FO	Ast	TO	Blk	Stl	Pts	Avg
2008-09	30-4	30-77	.390	0-0	.000	11-24	.458	18-30-48	1.6	25	0	34	41	0	16	71	2.4
2009-10	13-0	9-32	.281	0-1	.000	1-4	.250	2-9-11	0.8	9	0	15	14	0	2	19	1.5
2010-11	28-5	33-85	.388	0-1	.000	28-41	.683	17-27-44	1.6	24	0	29	37	2	26	94	3.4
TOTAL	71-9	72-194	.371	0-2	.000	40-69	.580	37-66-103	1.5	58	0	78	92	2	44	184	2.6

SEASON HIGHS

Points		
16	vs. Kentucky	(2/27/11)
Rebounds		
5	twice, last at GW	(12/15/10)
Assists		
6	at George Washington	(12/15/10)
Blocks		
1	twice, last vs. Temple	(12/4/10)
Steals		
4	vs. Alabama A&M	(12/28/10)
Field Goals		
7	vs. Seton Hall	(11/27/10)
Field Goal Attempts		
8	vs. Kentucky	(2/27/11)
3-Point Field Goals		N/A
3-Point FG Attempts		
1	vs. Kentucky	(2/27/11)
Free Throws		
6	vs. Kentucky	(2/27/11)
Free Throw Attempts		
7	vs. Kentucky	(2/27/11)

CAREER HIGHS

Points		
16	vs. Kentucky	(2/27/11)
Rebounds		
5	twice, last vs. Temple	(12/4/08)
Assists		
6	twice, last at GW	(12/15/10)
Blocks		
1	twice, last vs. Temple	(12/4/10)
Steals		
4	vs. Alabama A&M	(12/28/10)
Field Goals		
7	at Seton Hall	(11/27/10)
Field Goal Attempts		
8	3 times, last vs. Kentucky	(2/27/11)
3-Point Field Goals		N/A
3-Point FG Attempts		
1	twice, last vs. Kentucky	(2/27/11)
Free Throws		
6	vs. Kentucky	(2/27/11)
Free Throw Attempts		
7	vs. Kentucky	(2/27/11)



Parrisha SIMMONS

#4

Junior • Guard • 6-0

Macon, Ga.

Southwest Macon High School

NOTES:

- Scored season-high 6 points vs. Purdue; tied the mark against Florida
- Returned to the starting lineup at George Washington after coming off the bench the previous four games
- Snagged career-high 3 steals vs. Alabama A&M
- Started and totaled five rebounds and two steals in the season-opener vs. Mercer
- A defensive and rebounding specialist
- Started in 22 of 31 games last season, averaging 3.1 points and 5.1 rebounds per game
- Finished the season ninth in the SEC in offensive rebounding with 2.8 per game

Opponent	Start	Min.	FG-A	3PT-A	FT-A	O-D-T	PF	Ass.	TO	Blk.	St.	Pts.
MERCER	*	19	0-1	0-0	1-6	4-1-5	1	3	0	0	2	1
FLORIDA STATE	*	13	1-2	0-0	0-0	0-1-1	1	0	0	0	0	2
DUKE	*	12	1-3	0-0	2-4	1-0-1	1	1	1	0	2	4
at South Florida	*	12	0-0	0-0	0-2	0-1-1	2	0	0	0	0	0
vs. Sacred Heart		13	2-3	0-0	1-4	3-1-4	0	2	0	0	1	5
vs. Seton Hall		21	1-4	0-0	2-5	2-3-5	1	1	0	0	1	4
SOUTH ALABAMA		16	0-4	0-0	5-6	4-2-6	2	0	2	0	1	5
TEMPLE		9	0-1	0-0	2-2	2-0-2	1	1	2	0	0	2
at George Washington	*	13	1-1	0-0	0-0	3-2-5	1	0	1	0	0	2
vs. Purdue	*	8	2-4	0-0	2-2	0-0-0	1	0	0	0	0	6
at Chicago State	*	27	0-1	0-0	3-9	3-5-8	0	0	3	1	0	3
ALABAMA A&M	*	15	2-5	0-0	1-1	2-1-3	1	2	1	0	3	5
JACKSONVILLE STATE	*	16	1-3	0-0	0-0	1-1-2	0	2	1	1	1	2
at Alabama	*	14	0-0	0-0	1-2	0-4-4	2	0	1	0	0	1
FLORIDA	*	18	2-3	0-0	2-2	1-1-2	1	1	1	0	0	6
at Vanderbilt	*	13	1-2	0-0	0-0	3-1-4	1	1	0	0	0	2
OLE MISS	*	21	1-6	0-0	1-4	6-1-7	2	3	1	0	1	3
LSU	*	16	1-3	0-0	1-2	0-1-1	1	2	0	0	0	3
at Mississippi State	*	10	0-0	0-0	0-2	0-3-3	1	0	2	0	0	0
TENNESSEE	*	13	1-1	0-0	0-0	2-0-2	2	2	0	0	0	2
SOUTH CAROLINA	*	20	2-7	0-0	0-0	3-4-7	2	0	2	0	0	4
at Kentucky	*	11	1-1	0-0	0-0	0-2-2	2	1	1	0	0	2
MISSISSIPPI STATE	*	12	0-1	0-0	0-0	0-1-1	1	0	2	0	2	0
at LSU		10	0-2	0-0	0-0	3-4-7	1	1	1	0	0	0
at Arkansas		7	0-0	0-0	0-0	1-1-2	0	0	0	0	0	0
ALABAMA		2	0-0	0-0	0-0	0-1-1	0	0	0	0	0	0
at South Carolina		16	1-3	0-0	0-0	1-0-1	1	0	0	0	0	2
at Georgia		11	0-0	0-0	0-0	0-1-1	3	0	1	0	0	0
KENTUCKY		20	0-1	0-0	0-2	5-1-6	4	1	2	0	2	0

vs. Mississippi State

SIMMONS CAREER STATISTICS

Year	GP-GS	FG-FGA	Pct	3FG-FGA	Pct	FT-FTA	Pct	O-D-T (Reb.)	Avg	PF	FO	Ass	TO	Blk	Stl	Pts	Avg
2008-09	21-0	9-25	.360	0-0	.000	4-20	.200	20-36-56	2.7	13	0	12	14	4	6	22	1.0
2009-10	31-22	39-89	.435	0-0	.000	17-49	.347	88-71-159	5.1	51	0	34	43	1	16	95	3.1
2010-11	29-19	21-62	.339	0-0	.000	24-55	.436	50-44-94	3.2	36	0	24	25	2	16	66	2.3
TOTAL	81-41	69-176	.392	0-0	.000	45-124	.363	158-151-309	3.8	100	0	70	82	7	38	183	2.3

SEASON HIGHS

Points

6 twice, last vs. Florida (1/6/11)

Rebounds

8 at Chicago State (12/21/10)

Assists

3 twice, last vs. Ole Miss (1/13/11)

Blocks

1 twice, last vs. JSU (12/30/10)

Steals

3 vs. Alabama A&M (12/28/10)

Field Goals

2 5 times, last vs. USC (1/30/11)

Field Goal Attempts

7 vs. South Carolina (1/30/11)

3-Point Field Goals

N/A

3-Point FG Attempts

N/A

Free Throws

5 vs. South Alabama (12/2/10)

Free Throw Attempts

9 at Chicago State (12/21/10)

CAREER HIGHS

Points

9 twice, last vs. Vanderbilt (1/21/10)

Rebounds

12 vs. George Washington (12/5/09)

Assists

4 vs. Valparaiso (12/28/09)

Blocks

1 7 times, last vs. JSU (12/30/10)

Steals

3 vs. Alabama A&M (12/28/10)

Field Goals

4 twice, last at N.C. A&T (12/1/09)

Field Goal Attempts

7 twice, last vs. USC (1/30/11)

3-Point Field Goals

N/A

3-Point FG Attempts

N/A

Free Throws

5 vs. South Alabama (12/2/10)

Free Throw Attempts

9 at Chicago State (12/21/10)



Blanche ALVERSON

#14

Sophomore • Forward/Center • 6-3

Andalusia, Ala.

Buford (Ga.) High School

NOTES:

- Is 1 3-pointer away from tying Tamela McCorvey for 8th all-time at Auburn in career 3-pointers
- Had a career outing vs. Ole Miss with 27 points, including a career-high five 3-pointers
- Topped her career rebounding mark with 9 at Alabama, tied it vs. South Carolina and again at LSU
- Has scored in double figures in 15 of the last 23 games
- Is 25th in the SEC in scoring this season with 10.9 points per game; is also 11th with 1.7 3-pointers per game
- Has led Auburn in scoring seven times this season
- Scored Auburn's first field goal in the new Auburn Arena, a 3-pointer that came 56 seconds into the game against Mercer
- A deep shooting threat, she is also one of the most versatile players on the team because of her size and post skills

Opponent	Start	Min.	FG-A	3PT-A	FT-A	O-D-T	PF	Asst.	TO	Blk.	St.	Pts.
MERCER	*	25	3-10	3-9	2-2	1-2-3	0	3	2	0	1	11
FLORIDA STATE	*	31	7-12	2-3	0-0	2-0-2	4	0	0	0	1	16
DUKE	*	33	3-10	2-8	1-2	0-7-7	1	2	2	0	1	9
at South Florida	*	29	3-11	2-8	0-0	1-1-2	3	0	1	0	0	8
vs. Sacred Heart	*	18	1-5	0-2	0-0	0-1-1	1	0	2	0	0	2
vs. Seton Hall	*	17	4-8	0-3	4-5	2-1-3	1	2	3	0	0	12
SOUTH ALABAMA	*	21	3-4	1-2	0-0	0-2-2	2	3	2	1	0	7
TEMPLE	*	32	3-8	3-7	1-2	2-3-5	1	3	1	0	0	10
at George Washington	*	35	6-15	2-6	2-2	2-2-4	1	0	3	0	2	16
vs. Purdue	*	31	3-9	2-6	2-2	1-1-2	4	1	3	0	2	10
at Chicago State	*	33	4-12	1-4	4-5	2-4-6	2	1	1	0	1	13
ALABAMA A&M	*	23	6-10	2-6	0-0	1-6-7	1	1	1	3	0	14
JACKSONVILLE STATE	*	26	7-15	3-8	0-0	2-6-8	0	0	1	2	1	17
at Alabama	*	36	3-12	0-5	0-0	2-7-9	2	2	5	3	1	6
FLORIDA	*	26	6-12	3-5	0-0	1-3-4	3	0	1	0	2	15
at Vanderbilt	*	31	5-11	1-6	1-2	1-2-3	2	0	1	0	1	12
OLE MISS	*	34	11-17	5-8	0-0	1-3-4	1	1	0	0	3	27
LSU	*	27	4-12	1-6	0-0	1-5-6	2	1	2	2	4	9
at Mississippi State	*	33	3-10	2-6	3-4	0-2-2	2	0	2	1	0	11
TENNESSEE	*	29	3-11	3-9	0-0	1-0-1	2	1	3	0	2	9
SOUTH CAROLINA	*	33	3-7	1-3	0-2	0-9-9	0	0	2	1	0	7
at Kentucky	*	30	5-11	2-5	0-0	0-4-4	1	0	4	1	0	12
MISSISSIPPI STATE	*	38	8-17	3-7	0-0	0-4-4	0	0	2	0	1	19
at LSU	*	33	1-7	0-2	0-0	0-9-9	1	2	1	1	1	2
at Arkansas	*	32	2-12	2-5	3-4	1-3-4	3	3	0	1	1	9
ALABAMA	*	36	4-15	1-7	0-0	1-4-5	2	5	3	0	1	9
at South Carolina	*	29	2-7	0-3	0-0	0-4-4	0	0	2	1	1	4
at Georgia	*	31	4-8	0-2	2-3	1-4-5	2	0	1	0	1	10
KENTUCKY	*	36	4-14	2-9	0-0	3-5-8	1	2	9	0	0	10

vs. Mississippi State

ALVERSON CAREER STATISTICS

Year	GP-GS	FG-FGA	Pct	3FG-FGA	Pct	FT-FTA	Pct	O-D-T (Reb.)	Avg	PF	FO	Asst	TO	Blk	Stl	Pts	Avg
2009-10	31-13	78-218	.358	40-128	.313	19-27	.704	26-92-118	3.8	39	1	51	44	17	15	215	6.9
2010-11	29-29	121-312	.388	49-160	.306	25-35	.714	29-104-133	4.6	43	0	32	58	17	26	316	10.9
TOTAL	60-42	199-530	.375	89-288	.309	44-62	.710	55-196-251	4.2	82	1	83	102	34	41	531	8.9

SEASON HIGHS

Points		
27	vs. Ole Miss	(1/13/11)
Rebounds		
9	3 times, last at LSU	(2/10/11)
Assists		
3	4 times, last at Arkansas	(2/13/11)
Blocks		
3	twice, last at Alabama	(1/2/11)
Steals		
4	vs. LSU	(1/16/11)
Field Goals		
11	vs. Ole Miss	(1/13/11)
Field Goal Attempts		
17	twice, last vs. Mississippi St.	(2/6/11)
3-Point Field Goals		
5	vs. Ole Miss	(1/13/11)
3-Point FG Attempts		
9	3 times, last vs. Kentucky	(2/27/11)
Free Throws		
4	twice, last at Chicago State	(12/21/10)
Free Throw Attempts		
5	twice, last at Chicago State	(12/21/10)

CAREER HIGHS

Points		
27	vs. Ole Miss	(1/13/11)
Rebounds		
9	3 times, last at LSU	(2/10/11)
Assists		
5	twice, last vs. Florida	(3/4/10)
Blocks		
3	twice, last at Alabama	(1/2/11)
Steals		
4	vs. LSU	(1/16/11)
Field Goals		
11	vs. Ole Miss	(1/13/11)
Field Goal Attempts		
17	twice, last vs. Mississippi St.	(2/6/11)
3-Point Field Goals		
5	vs. Ole Miss	(1/13/11)
3-Point FG Attempts		
9	twice, last vs. Tennessee	(1/23/11)
Free Throws		
4	twice, last vs. Seton Hall	(11/27/10)
Free Throw Attempts		
5	vs. Seton Hall	(11/27/10)



Morgan TOLES

#1

Sophomore • Guard • 5-9

Fayetteville, Ga.

Sandy Creek High School

NOTES:

- Scored career-high 21 points, including the last 9 points of the game, to lead Auburn to a 54-47 win over South Carolina on Jan. 30
- Tied career high with 7 rebounds vs. Florida
- Recorded first career double-double with 10 points and 10 assists vs. Jacksonville State; tied career high with 10 assists
- Leads the SEC in assist-to-turnover ratio (2.4) and assists (5.1); also ranks 36th in the nation in assists and 9th in assist-to-turnover ratio
- Has had at least 5 assists in 14 of the last 21 games she has played in
- Scored in doubles figures in 10 games this season, including the first 20-point game of her career
- Ranks 5th all-time at Auburn in career assists per game with 4.8
- Named to the SEC All-Freshman Team last season; her 128 assists last season tie for third all-time among Auburn freshmen

Opponent	Start	Min.	FG-A	3PT-A	FT-A	O-D-T	PF	Asst.	TO	Blk.	St.	Pts.
MERCER	*	27	1-5	0-0	0-0	1-5-6	1	6	1	0	0	2
FLORIDA STATE	*	34	7-14	0-0	1-4	1-2-3	1	7	4	0	3	15
DUKE	*	28	5-10	0-0	2-4	2-0-2	3	5	4	0	2	12
at South Florida	*	27	0-4	0-1	3-4	0-2-2	1	3	1	0	0	3
vs. Sacred Heart	*	22	4-7	0-0	0-0	3-1-4	2	0	2	0	0	8
vs. Seton Hall		17	5-7	0-0	2-3	0-0-0	2	4	0	0	4	12
SOUTH ALABAMA		27	4-7	0-0	2-2	0-0-0	0	5	0	0	0	10
TEMPLE		23	0-6	0-0	0-0	1-3-4	2	4	2	0	1	0
at George Washington	*	24	1-8	0-0	1-2	2-2-4	2	7	2	0	2	3
vs. Purdue	*	27	3-9	0-1	0-1	1-1-2	0	5	2	0	2	6
at Chicago State	*	33	6-14	0-0	2-2	1-3-4	1	7	1	0	1	14
ALABAMA A&M	*	26	5-9	0-0	1-3	2-5-7	1	6	0	0	3	11
JACKSONVILLE STATE	*	31	5-6	0-0	0-0	1-1-2	1	10	1	0	1	10
at Alabama	*	38	4-8	1-1	0-0	0-3-3	2	5	1	0	0	9
FLORIDA	*	33	2-6	0-0	0-2	2-5-7	0	7	3	1	1	4
at Vanderbilt	*	26	3-10	0-0	0-0	1-1-2	2	7	4	0	1	6
OLE MISS	*	31	5-9	0-0	2-2	0-5-5	1	8	2	0	0	12
LSU	*	30	5-10	0-0	1-2	0-3-3	1	6	2	0	1	11
at Mississippi State	*	33	4-12	0-0	0-1	0-5-5	0	3	2	0	2	8
TENNESSEE	*	29	6-13	0-0	1-1	0-1-1	0	7	3	0	1	13
SOUTH CAROLINA	*	36	7-15	0-0	7-8	3-2-5	3	3	3	0	1	21
at Kentucky	*	25	1-4	0-0	0-0	0-1-1	0	1	4	0	1	2
MISSISSIPPI STATE	*	25	0-5	0-0	0-0	0-1-1	5	2	4	0	1	0
at LSU	*	27	3-11	0-1	1-3	0-1-1	1	4	3	0	1	7
at Arkansas	*	31	3-17	0-0	2-2	1-2-3	0	7	2	0	0	8
ALABAMA	*	34	5-11	0-0	3-5	2-0-2	3	3	4	0	0	13
at South Carolina	*	28	4-8	0-0	3-4	0-2-2	2	7	2	0	1	11
at Georgia												
KENTUCKY												
vs. Mississippi State												

--- DNP - INJURED ---

--- DNP - INJURED ---

TOLES CAREER STATISTICS

Year	GP-GS	FG-FGA	Pct	3FG-FGA	Pct	FT-FTA	Pct	O-D-T (Reb.)	Avg	PF	FO	Asst	TO	Blk	Stl	Pts	Avg
2009-10	29-28	94-223	.422	1-6	.167	31-58	.534	23-66-89	3.1	51	0	128	101	2	28	220	7.6
2010-11	27-24	98-245	.400	1-4	.250	34-55	.618	24-56-80	3.0	37	1	139	59	1	30	231	8.6
TOTAL	56-52	192-468	.410	2-10	.200	65-113	.575	47-122-169	3.0	88	1	267	160	3	58	451	8.1

SEASON HIGHS

Points

21 vs. South Carolina (1/30/11)

Rebounds

7 twice, last vs. Florida (1/6/11)

Assists

10 vs. Jacksonville State (12/30/10)

Blocks

1 vs. Florida (1/6/11)

Steals

4 vs. Seton Hall (11/27/10)

Field Goals

7 twice, last vs. USC (1/30/11)

Field Goal Attempts

17 at Arkansas (2/13/11)

3-Point Field Goals

1 at Alabama (1/2/11)

3-Point FG Attempts

1 3 times, last at LSU (2/10/11)

Free Throws

7 vs. South Carolina (1/30/11)

Free Throw Attempts

8 vs. South Carolina (1/30/11)

CAREER HIGHS

Points

21 vs. South Carolina (1/30/11)

Rebounds

7 vs. Alabama A&M (12/28/10)

Assists

10 twice, last vs. JSU (12/30/10)

Blocks

1 3 times, last vs. Florida (1/6/11)

Steals

3 twice, last vs. Florida State (11/15/10)

Field Goals

7 3 times, last vs. USC (1/30/11)

Field Goal Attempts

17 at Arkansas (2/13/11)

3-Point Field Goals

1 twice, last at Alabama (1/2/11)

3-Point FG Attempts

1 10 times, last at LSU (2/10/11)

Free Throws

7 vs. South Carolina (1/30/11)

Free Throw Attempts

8 vs. South Carolina (1/30/11)



Pascale WEST

#20

Sophomore • Center • 6-8

LaGrange, Ga.

Troup County Comprehensive High School

NOTES:

- Tied her career high again with 4 points at LSU
- Came off the bench in the season-opener vs. Mercer, tying her career high with 4 points
- Is the tallest player in the SEC
- Saw limited action in 24 games as a freshman, averaging 0.8 points and 1.3 rebounds per game
- Averaged 0.9 blocks per game as a freshman, ranking 12th in the SEC
- Her 22 blocks rank her ninth all-time among Auburn freshmen

Opponent	Start	Min.	FG-A	3PT-A	FT-A	O-D-T	PF	Ast.	TO	Blk.	St.	Pts.
MERCER	8	2-3	0-0	0-0	0-0	0-1-1	4	0	0	0	0	4
FLORIDA STATE	2	0-0	0-0	0-0	0-0	0-0-0	0	0	0	0	0	0
DUKE	3	1-1	0-0	0-0	0-0	0-0-0	0	0	0	0	0	2
at South Florida						--- DNP - COACHES' DECISION ---						
vs. Sacred Heart	5	0-1	0-0	0-0	0-2	0-0-0	1	0	0	0	0	0
vs. Seton Hall	7	0-0	0-0	0-0	1-2	0-0-0	1	0	1	0	0	1
SOUTH ALABAMA						--- DNP - COACHES' DECISION ---						
TEMPLE						--- DNP - COACHES' DECISION ---						
at George Washington						--- DNP - COACHES' DECISION ---						
vs. Purdue	8	0-0	0-0	0-0	0-0	1-2-3	4	0	1	0	1	0
at Chicago State						--- DNP - COACHES' DECISION ---						
ALABAMA A&M	8	0-0	0-0	0-0	0-0	0-0-0	1	1	4	0	0	0
JACKSONVILLE STATE						--- DNP - COACHES' DECISION ---						
at Alabama						--- DNP - COACHES' DECISION ---						
FLORIDA						--- DNP - COACHES' DECISION ---						
at Vanderbilt						--- DNP - COACHES' DECISION ---						
OLE MISS						--- DNP - COACHES' DECISION ---						
LSU	2	0-0	0-0	0-0	0-0	0-0-0	1	0	0	0	0	0
at Mississippi State						--- DNP - COACHES' DECISION ---						
TENNESSEE						--- DNP - COACHES' DECISION ---						
SOUTH CAROLINA						--- DNP - COACHES' DECISION ---						
at Kentucky	5	0-0	0-0	0-0	0-0	0-0-0	1	0	1	1	0	0
MISSISSIPPI STATE						--- DNP - COACHES' DECISION ---						
at LSU	13	2-2	0-0	0-0	0-0	0-1-1	1	0	2	1	0	4
at Arkansas	4	0-0	0-0	0-0	0-2	0-1-1	1	0	0	0	0	0
ALABAMA	3	0-0	0-0	0-0	0-0	0-0-0	0	0	0	0	0	0
at South Carolina						--- DNP - COACHES' DECISION ---						
at Georgia						--- DNP - COACHES' DECISION ---						
KENTUCKY						--- DNP - COACHES' DECISION ---						
vs. Mississippi State						--- DNP - COACHES' DECISION ---						

WEST CAREER STATISTICS

Year	GP-GS	FG-FGA	Pct	3FG-FGA	Pct	FT-FTA	Pct	O-D-T (Reb.)	Avg	PF	FO	Ast	TO	Blk	Stl	Pts	Avg
2009-10	24-0	7-15	.467	0-0	.000	4-11	.364	9-23-32	1.3	31	0	5	14	22	6	18	0.8
2010-11	12-0	5-7	.714	0-0	.000	1-6	.167	1-5-6	0.5	15	0	1	9	2	1	11	0.9
TOTAL	36-0	12-22	.545	0-0	.000	5-17	.294	10-28-38	1.1	46	0	6	23	24	7	29	0.8

SEASON HIGHS

Points		
4	twice, last at LSU	(2/10/11)
Rebounds		
3	vs. Purdue	(12/18/10)
Assists		
1	vs. Alabama A&M	(12/28/10)
Blocks		
1	twice, last at LSU	(2/10/11)
Steals		
1	vs. Purdue	(12/18/10)
Field Goals		
2	twice, last at LSU	(2/10/11)
Field Goal Attempts		
3	vs. Mercer	(11/12/10)
3-Point Field Goals		
	N/A	
3-Point FG Attempts		
	N/A	
Free Throws		
1	vs. Seton Hall	(11/27/10)
Free Throw Attempts		
2	3 times, last at Arkansas	(2/13/10)

CAREER HIGHS

Points		
4	4 times, last at LSU	(2/10/11)
Rebounds		
5	vs. Alabama A&M	(11/19/09)
Assists		
1	3 times, last vs. Ala. A&M	(12/28/10)
Blocks		
7	vs. Alabama A&M	(11/19/09)
Steals		
1	6 times, last vs. Kentucky	(2/28/10)
Field Goals		
2	4 times, last at LSU	(2/10/11)
Field Goal Attempts		
4	at North Carolina A&T	(12/1/09)
3-Point Field Goals		
	N/A	
3-Point FG Attempts		
	N/A	
Free Throws		
1	5 times, last vs. Seton Hall	(11/27/10)
Free Throw Attempts		
4	vs. Florida A&M	(11/28/09)



Peyton DAVIS

#34

Freshman • Center • 6-5

Birmingham, Ala.

Mortimer Jordan High School

NOTES:

- Played season-high 21 minutes at Arkansas, tallying 4 points, 6 rebounds and a season-high 3 blocks
- Had a career outing at Vanderbilt, notching season highs in points (6), rebounds (7) and steals (2) in a season-high 15 minutes
- Led Auburn in rebounding for the first time with 7 at Vanderbilt
- Came off the bench, scoring 3 points with a block vs. Mercer in the season-opener
- A two-sport star athlete in high school, also fielded several NCAA Division I volleyball offers
- Ranked as the 27th-best post prospect in the nation by ESPN HoopGurlz
- Holds a black belt in Taekwondo
- Older brother Dylan is a sophomore at Auburn and competes on the crew team


Opponent	Start	Min.	FG-A	3PT-A	FT-A	O-D-T	PF	Ast.	TO	Blk.	St.	Pts.
MERCER		3	0-1	0-0	3-4	0-0-0	2	0	0	1	0	3
FLORIDA STATE		1	0-0	0-0	0-0	0-0-0	0	0	0	0	0	0
DUKE		2	0-0	0-0	0-0	0-0-0	2	0	0	0	0	0
at South Florida		4	0-1	0-0	0-0	1-2-3	1	0	1	0	0	0
vs. Sacred Heart		3	0-1	0-0	0-0	0-0-0	0	0	0	0	0	0
vs. Seton Hall		12	2-5	0-0	0-1	2-1-3	3	1	1	0	0	4
SOUTH ALABAMA						--- DNP - COACHES' DECISION ---						
TEMPLE						--- DNP - COACHES' DECISION ---						
at George Washington		3	0-1	0-0	1-2	1-0-1	1	0	0	0	0	1
vs. Purdue		3	0-1	0-0	0-0	0-0-0	0	0	0	0	0	0
at Chicago State		2	0-2	0-0	0-0	1-0-1	1	0	0	0	0	0
ALABAMA A&M		13	2-6	0-0	0-0	1-1-2	2	1	0	0	0	4
JACKSONVILLE STATE		9	1-2	0-0	0-0	0-0-0	0	0	1	0	1	2
at Alabama						--- DNP - COACHES' DECISION ---						
FLORIDA						--- DNP - COACHES' DECISION ---						
at Vanderbilt		15	2-4	0-0	2-2	5-2-7	3	1	0	1	2	6
OLE MISS						--- DNP - COACHES' DECISION ---						
LSU		5	1-2	0-0	1-1	0-0-0	2	0	0	0	0	3
at Mississippi State		2	0-0	0-0	2-2	0-0-0	0	0	1	0	0	2
TENNESSEE		13	0-2	0-0	0-1	0-0-0	3	0	0	0	0	0
SOUTH CAROLINA						--- DNP - COACHES' DECISION ---						
at Kentucky		7	0-0	0-0	0-0	0-1-1	2	1	0	0	0	0
MISSISSIPPI STATE		2	0-0	0-0	0-0	0-0-0	0	0	0	0	0	0
at LSU		3	0-0	0-0	0-0	0-0-0	1	0	2	1	0	0
at Arkansas		21	2-5	0-0	0-0	3-3-6	4	1	3	3	0	4
ALABAMA		4	0-0	0-0	0-2	1-1-2	1	0	1	0	0	0
at South Carolina		2	0-0	0-0	0-0	0-0-0	0	0	0	0	0	0
at Georgia		8	1-2	0-0	0-0	0-1-1	0	0	0	0	0	2
KENTUCKY		11	0-2	0-0	0-0	2-2-4	4	1	1	0	1	0
vs. Mississippi State												

DAVIS CAREER STATISTICS

Year	GP-GS	FG-FGA	Pct	3FG-FGA	Pct	FT-FTA	Pct	O-D-T (Reb.)	Avg	PF	FO	Ast	TO	Blk	Stl	Pts	Avg
2010-11	23-0	11-37	.297	0-0	.000	9-15	.600	17-14-31	1.3	32	0	6	11	6	4	31	1.3
TOTAL	23-0	11-37	.297	0-0	.000	9-15	.600	17-14-31	1.3	32	0	6	11	6	4	31	1.3

CAREER HIGHS

Points		
6	at Vanderbilt	(1/9/11)
Rebounds		
7	at Vanderbilt	(1/9/11)
Assists		
1	6 times, last vs. Kentucky	(2/27/11)
Blocks		
3	at Arkansas	(2/13/11)
Steals		
2	at Vanderbilt	(1/9/11)
Field Goals		
2	4 times, last at Arkansas	(2/13/11)
Field Goal Attempts		
6	vs. Alabama A&M	(12/28/10)
3-Point Field Goals		
		N/A
3-Point FG Attempts		
		N/A
Free Throws		
3	vs. Mercer	(11/12/10)
Free Throw Attempts		
4	vs. Mercer	(11/12/10)



Camille GLYMPH

#22

Freshman • Guard • 5-10

Greenville, S.C.

J.L. Mann High School

NOTES:

- Tied season high with 5 points while playing against home-state team South Carolina
- Dished out season-high 3 assists vs. Mississippi State
- Made her collegiate and SEC debut on Jan. 13 against Ole Miss, recording 4 points and a steal
- Set career-highs in points (5) and rebounds (4) vs. Alabama on Feb. 17
- Ranked as the No. 52 overall prospect in the country and No. 13 guard prospect by ESPN HoopGurlz
- Led her high school to two state championships
- Nominated to McDonald's All-America High School game

Opponent	Start	Min.	FG-A	3PT-A	FT-A	O-D-T	PF	Ass.	TO	Blk.	St.	Pts.
MERCER						--- DNP - INJURED ---						
FLORIDA STATE						--- DNP - INJURED ---						
DUKE						--- DNP - INJURED ---						
at South Florida						--- DNP - INJURED ---						
vs. Sacred Heart						--- DNP - INJURED ---						
vs. Seton Hall						--- DNP - INJURED ---						
SOUTH ALABAMA						--- DNP - INJURED ---						
TEMPLE						--- DNP - INJURED ---						
at George Washington						--- DNP - INJURED ---						
vs. Purdue						--- DNP - INJURED ---						
at Chicago State						--- DNP - INJURED ---						
ALABAMA A&M						--- DNP - INJURED ---						
JACKSONVILLE STATE						--- DNP - INJURED ---						
at Alabama						--- DNP - INJURED ---						
FLORIDA						--- DNP - INJURED ---						
at Vanderbilt						--- DNP - INJURED ---						
OLE MISS	7		1-2	0-1	2-2	0-0-0	2	0	1	0	1	4
LSU	6		0-2	0-1	0-0	0-0-0	0	1	0	0	0	0
at Mississippi State	1		0-0	0-0	0-0	0-0-0	0	0	1	0	0	0
TENNESSEE	7		0-1	0-1	0-0	0-0-0	0	1	3	0	0	0
SOUTH CAROLINA						--- DNP - COACHES' DECISION ---						
at Kentucky	10		1-5	0-1	0-0	0-2-2	0	1	1	0	0	2
MISSISSIPPI STATE	13		0-2	0-0	0-0	0-1-1	0	3	2	1	0	0
at LSU	6		1-2	0-1	0-0	0-0-0	0	0	2	0	0	0
at Arkansas						--- DNP - COACHES' DECISION ---						
ALABAMA	10		2-4	1-1	0-0	1-3-4	0	0	1	0	0	5
at South Carolina	12		2-4	1-2	0-0	1-1-2	1	2	0	0	1	5
at Georgia	4		0-1	0-1	0-0	0-0-0	0	0	1	0	0	0
KENTUCKY	2		0-0	0-0	0-0	1-0-1	0	0	0	0	0	0
vs. Mississippi State												

GLYMPH CAREER STATISTICS

Year	GP-GS	FG-FGA	Pct	3FG-FGA	Pct	FT-FTA	Pct	O-D-T (Reb.)	Avg	PF	FO	Ass	TO	Blk	Stl	Pts	Avg
2010-11	11-0	7-23	.304	2-9	.222	2-2	1.000	2-7-9	0.8	3	0	8	12	1	2	18	1.6
TOTAL	11-0	7-23	.304	2-9	.222	2-2	1.000	2-7-9	0.8	3	0	8	12	1	2	18	1.6

CAREER HIGHS

Points

5 twice, last at South Carolina (2/20/11)

Rebounds

4 vs. Alabama (2/17/11)

Assists

3 vs. Mississippi State (2/6/11)

Blocks

1 vs. Mississippi State (2/6/11)

Steals

1 twice, last at South Carolina (2/20/11)

Field Goals

2 twice, last at South Carolina (2/20/11)

Field Goal Attempts

5 at Kentucky (2/3/11)

3-Point Field Goals

1 twice, last at South Carolina (2/20/11)

3-Point FG Attempts


2 at South Carolina (2/20/11)

Free Throws

2 vs. Ole Miss (1/13/11)

Free Throw Attempts

2 vs. Ole Miss (1/13/11)



Courtney STRAIN

#11

Freshman • Guard • 5-9

Woodland, Ala.

Woodland High School

NOTES:

- Played season-high 22 minutes at Arkansas, setting season highs in points (12) and rebounds (4)
- Made her SEC debut against Ole Miss, scoring 5 points
- Earned first collegiate start vs. Seton Hall, scoring 7 points
- Scored 3 points with 2 rebounds in collegiate debut vs. Mercer
- Broke the Alabama state scoring record as a junior, finished her career with 5,283 points - more than 1,000 than her nearest competitor
- Twice led the nation in scoring in high school
- Was also a varsity cheerleader for six years, serving as captain as a senior
- Graduated as salutatorian of her graduating class


Opponent	Start	Min.	FG-A	3PT-A	FT-A	O-D-T	PF	Ass.	TO	Blk.	St.	Pts.
MERCER	7	1-3	1-1	0-0	0-0	1-1-2	0	0	1	0	1	3
FLORIDA STATE	4	1-1	0-0	0-0	0-0	0-1-1	1	0	1	0	0	2
DUKE	6	0-0	0-0	0-0	0-0	0-0-0	0	0	0	0	0	0
at South Florida						--- DNP - COACHES' DECISION ---						
vs. Sacred Heart	15	0-6	0-3	3-6	0-0-0	1	0	1	0	1	3	
vs. Seton Hall	* 20	2-6	1-3	2-2	0-1-1	1	0	3	0	1	7	
SOUTH ALABAMA	12	0-2	0-0	0-0	0-0-0	1	0	2	0	0	0	
TEMPLE	2	0-2	0-0	0-0	0-0-0	0	0	0	0	0	0	
at George Washington						--- DNP - COACHES' DECISION ---						
vs. Purdue	10	2-5	1-2	0-0	0-0-0	0	1	1	0	1	5	
at Chicago State	2	0-1	0-1	0-0	0-0-0	0	0	0	0	0	0	
ALABAMA A&M	13	0-7	0-1	0-0	0-1-1	0	1	0	0	0	0	
JACKSONVILLE STATE	3	0-1	0-0	0-0	0-0-0	1	0	1	0	1	0	
at Alabama						--- DNP - COACHES' DECISION ---						
FLORIDA						--- DNP - COACHES' DECISION ---						
at Vanderbilt						--- DNP - COACHES' DECISION ---						
OLE MISS	7	2-4	0-2	1-2	1-0-1	1	0	0	0	0	5	
LSU	3	0-0	0-0	0-0	0-0-0	0	0	1	0	0	0	
at Mississippi State						--- DNP - COACHES' DECISION ---						
TENNESSEE						--- DNP - COACHES' DECISION ---						
SOUTH CAROLINA						--- DNP - COACHES' DECISION ---						
at Kentucky	19	3-7	1-2	0-0	0-1-1	1	0	0	0	0	7	
MISSISSIPPI STATE	4	0-0	0-0	0-1	0-1-1	0	1	1	0	0	0	
at LSU	10	2-3	1-1	0-0	0-2-2	2	0	0	0	0	5	
at Arkansas	22	5-7	0-1	2-2	1-3-4	1	1	1	0	0	12	
ALABAMA	5	0-3	0-0	0-0	0-0-0	0	0	2	0	0	0	
at South Carolina	6	0-1	0-0	0-0	1-1-2	0	1	0	0	0	0	
at Georgia	10	1-2	0-0	0-0	0-0-0	1	0	0	0	1	2	
KENTUCKY	9	1-4	0-0	0-0	0-1-1	0	0	1	0	1	2	
vs. Mississippi State												

STRAIN CAREER STATISTICS

Year	GP-GS	FG-FGA	Pct	3FG-FGA	Pct	FT-FTA	Pct	O-D-T (Reb.)	Avg	PF	FO	Ass	TO	Blk	Stl	Pts	Avg
2010-11	21-1	20-65	.308	5-17	.294	8-13	.615	4-13-17	0.8	11	0	5	15	0	7	53	2.5
TOTAL	21-1	20-65	.308	5-17	.294	8-13	.615	4-13-17	0.8	11	0	5	15	0	7	53	2.5

CAREER HIGHS

Points		
12	at Arkansas	(2/13/11)
Rebounds		
4	at Arkansas	(2/13/11)
Assists		
1	4 times, last at Arkansas	(2/13/11)
Blocks		
1	vs. Mercer	(11/12/10)
Steals		
1	7 times, last vs. Kentucky	(2/27/11)
Field Goals		
5	at Arkansas	(2/13/11)
Field Goal Attempts		
7	twice, last at Arkansas	(2/13/11)
3-Point Field Goals		
1	5 times, last at LSU	(2/10/11)
3-Point FG Attempts		
3	twice, last vs. Seton Hall	(11/27/10)
Free Throws		
3	vs. Sacred Heart	(11/26/10)
Free Throw Attempts		
6	vs. Sacred Heart	(11/26/10)



Tyrese TANNER

#32

Freshman • Forward • 6-2

Birmingham, Ala.

Hoover High School

NOTES:

- Tied her career high with 15 points at Alabama, hitting four free throws in the final 20 seconds for the win
- Came off the bench to score career-high 15 points at Chicago State, leading Auburn to the come-from-behind victory
- Made first collegiate start vs. Seton Hall, went on to start the next two games
- Has scored in double figures in four games this season
- Named to Junkanoo Jam All-Tournament Team
- Scored 4 points with 3 rebounds in collegiate debut vs. Mercer
- Ranked as the No. 75 overall prospect and No. 13 wing prospect in the country by ESPN HoopGurlz
- Selected to McDonald's All-America game but sat out because of injury; Named Alabama 6A Player of the Year as a senior

Opponent	Start	Min.	FG-A	3PT-A	FT-A	O-D-T	PF	Asst.	TO	Blk.	Stl.	Pts.
MERCER		10	1-7	1-4	1-2	2-1-3	1	2	1	1	0	4
FLORIDA STATE		2	0-2	0-0	0-0	1-0-1	0	0	0	0	1	0
DUKE		8	2-4	2-4	0-0	0-1-1	1	0	1	0	0	6
at South Florida		19	1-3	0-0	0-0	1-2-3	4	3	1	1	0	2
vs. Sacred Heart		21	4-8	0-2	2-3	1-1-2	1	0	1	0	3	10
vs. Seton Hall		20	1-7	0-2	0-3	2-3-5	3	1	4	0	2	2
SOUTH ALABAMA	*	15	2-3	0-1	1-2	1-3-4	3	0	1	2	1	5
TEMPLE	*	8	0-1	0-0	0-0	1-1-2	1	0	1	0	0	0
at George Washington		14	0-2	0-0	0-0	3-2-5	0	0	2	1	0	0
vs. Purdue		12	1-4	0-1	2-2	2-0-2	0	0	0	1	0	4
at Chicago State		12	4-6	0-0	6-6	0-1-1	2	0	0	0	1	15
ALABAMA A&M		17	0-2	0-1	0-0	1-2-3	4	1	5	1	3	0
JACKSONVILLE STATE		19	4-8	0-1	3-4	0-4-4	3	2	3	1	1	11
at Alabama		26	5-11	0-1	5-6	2-4-6	3	0	2	1	0	15
FLORIDA		11	2-3	1-1	2-2	0-1-1	1	3	1	1	1	7
at Vanderbilt		16	1-7	0-2	2-2	0-1-1	1	1	2	2	0	4
OLE MISS		8	1-2	0-1	1-2	2-1-3	1	1	1	0	0	3
LSU		17	4-7	0-0	0-0	2-1-3	2	1	1	2	1	8
at Mississippi State		9	0-3	0-0	0-0	0-0-0	0	0	0	0	0	0
TENNESSEE		16	2-9	0-5	0-0	2-1-3	0	0	2	1	1	4
SOUTH CAROLINA		19	2-6	0-1	0-0	1-2-3	3	1	1	1	0	4
at Kentucky		14	1-5	0-0	0-0	2-0-2	3	1	1	2	0	2
MISSISSIPPI STATE		14	1-6	0-2	3-4	5-1-6	1	1	3	0	0	5
at LSU		13	2-6	1-2	1-2	3-1-4	5	1	1	0	0	6
at Arkansas		8	0-1	0-0	0-0	1-1-2	0	1	1	0	0	0
ALABAMA		17	1-7	0-4	1-2	1-3-4	3	1	2	1	0	3
at South Carolina		12	2-5	0-0	0-0	1-0-1	0	0	1	0	0	4
at Georgia		19	1-5	0-1	3-6	1-5-6	2	0	2	1	1	5
KENTUCKY		9	0-1	0-0	0-0	3-1-4	0	1	2	0	0	0

vs. Mississippi State

TANNER CAREER STATISTICS

Year	GP-GS	FG-FGA	Pct	3FG-FGA	Pct	FT-FTA	Pct	O-D-T (Reb.)	Avg	PF	FO	Asst	TO	Blk	Stl	Pts	Avg
2010-11	29-3	45-141	.319	6-37	.162	33-48	.688	41-44-85	2.9	48	1	22	43	20	16	129	4.4
TOTAL	29-3	45-141	.319	6-37	.162	33-48	.688	41-44-85	2.9	48	1	22	43	20	16	129	4.4

CAREER HIGHS

Points

15 twice, last at Alabama (1/2/11)

Rebounds

6 3 times, last at Georgia (2/24/11)

Assists

3 twice, last vs. Florida (1/6/11)

Blocks

2 3 times, last vs. LSU (1/16/11)

Steals

3 twice, last vs. Alabama A&M (12/28/10)

Field Goals

5 at Alabama (1/2/11)

Field Goal Attempts

11 at Alabama (1/2/11)

3-Point Field Goals

2 vs. Duke (11/18/10)

3-Point FG Attempts

5 vs. Tennessee (1/23/11)

Free Throws

6 at Chicago State (12/21/10)

Free Throw Attempts

6 twice, last at Alabama (1/2/11)



Jassany WILLIAMS

#25

Freshman • Forward • 6-2

Davie, Fla.

Nova High School

NOTES:

- Pulled down a career-high 12 rebounds against Alabama
- Earned her first career start at LSU, scoring 6 points with 2 rebounds and 2 blocked shots in 19 minutes
- Scored 2 points with 2 rebounds in 10 minutes in her SEC debut at Alabama
- Came off the bench to score career high 13 points vs. South Alabama
- Has played at least 10 minutes per game in all but three games this season, emerging as the first player off the bench
- Ranked as the No. 59 overall prospect and No. 7 post prospect in the country by ESPN HoopGurlz
- Led her high school to first-ever state championship appearance, finishing runner-up
- Runner-up for Florida 5A Player of the Year

Opponent	Start	Min.	FG-A	3PT-A	FT-A	O-D-T	PF	Ast.	TO	Blk.	St.	Pts.
MERCER		18	4-13	0-0	1-2	5-1-6	3	0	1	2	2	9
FLORIDA STATE		26	2-6	0-0	1-2	1-2-3	5	0	3	2	3	5
DUKE		16	0-2	0-0	0-0	1-1-2	1	0	2	0	0	0
at South Florida		10	1-6	0-0	0-0	2-1-3	1	0	2	0	0	2
vs. Sacred Heart		8	0-3	0-0	0-0	0-2-2	2	0	0	0	0	0
vs. Seton Hall		18	3-4	0-0	2-2	3-4-7	2	1	0	2	0	8
SOUTH ALABAMA		23	5-7	0-0	3-6	2-2-4	1	0	0	0	0	13
TEMPLE		5	0-2	0-0	0-0	0-0-0	1	0	1	0	1	0
at George Washington		12	2-6	0-0	1-2	2-2-4	0	0	2	1	1	5
vs. Purdue		17	1-3	0-0	0-2	2-3-5	2	0	0	1	2	2
at Chicago State		10	1-2	0-0	0-0	0-1-1	3	0	0	2	1	2
ALABAMA A&M		11	1-2	0-0	3-4	4-2-6	2	0	2	0	0	5
JACKSONVILLE STATE		20	2-4	0-0	3-4	3-5-8	2	1	4	2	1	7
at Alabama		10	1-3	0-0	0-2	0-2-2	1	0	0	0	0	2
FLORIDA		11	0-0	0-0	3-4	0-4-4	1	0	1	0	1	3
at Vanderbilt		10	2-3	0-0	0-0	1-0-1	0	0	1	0	0	4
OLE MISS		14	0-1	0-0	2-2	3-0-3	3	0	3	1	3	2
LSU		13	1-2	0-0	2-2	0-4-4	0	0	0	0	1	4
at Mississippi State		5	1-2	0-0	0-0	0-1-1	1	0	0	1	0	2
TENNESSEE		17	1-2	0-0	0-1	2-2-4	1	0	1	0	1	2
SOUTH CAROLINA		12	0-0	0-0	2-2	1-3-4	2	0	4	0	3	2
at Kentucky		10	0-0	0-0	0-0	0-1-1	3	0	1	0	1	0
MISSISSIPPI STATE		11	0-1	0-0	0-0	0-3-3	0	0	0	0	0	0
at LSU	*	19	3-4	0-0	0-0	1-1-2	3	0	0	2	0	6
at Arkansas	*	18	2-4	0-0	0-0	1-4-5	3	1	1	1	0	4
ALABAMA	*	29	3-7	0-0	2-7	6-6-12	0	1	1	1	0	8
at South Carolina	*	17	1-6	0-0	0-2	2-1-3	0	0	4	1	0	2
at Georgia	*	27	4-6	0-0	0-1	2-5-7	2	0	0	2	2	8
KENTUCKY	*	10	0-1	0-0	0-0	0-0-0	1	0	0	0	1	0

vs. Mississippi State

WILLIAMS CAREER STATISTICS

Year	GP-GS	FG-FGA	Pct	3FG-FGA	Pct	FT-FTA	Pct	O-D-T (Reb.)	Avg	PF	FO	Ast	TO	Blk	Stl	Pts	Avg
2010-11	29-6	41-102	.402	0-0	.000	25-47	.532	44-63-107	3.7	46	1	4	34	21	24	107	3.7
TOTAL	29-6	41-102	.402	0-0	.000	25-47	.532	44-63-107	3.7	46	1	4	34	21	24	107	3.7

CAREER HIGHS

Points

13 vs. South Alabama (12/2/10)

Rebounds

12 vs. Alabama (2/17/11)

Assists

1 4 times, last vs. Alabama (2/17/11)

Blocks

2 7 times, last at Georgia (2/24/11)

Steals

3 3 times, last vs. USC (1/30/11)

Field Goals

5 vs. South Alabama (12/2/10)

Field Goal Attempts

13 vs. Mercer (11/12/10)

3-Point Field Goals

N/A

3-Point FG Attempts

N/A

Free Throws

3 4 times, last vs. Florida (1/6/11)

Free Throw Attempts

7 vs. Alabama (2/17/11)

Auburn Career SEC Statistics**BLANCHE ALVERSON CAREER SEC STATISTICS**

Year	GP-GS	FG-FGA	Pct	3FG-FGA	Pct	FT-FTA	Pct	O-D-T (Reb.)	Avg	PF	FO	Ast	TO	Blk	Stl	Pts	Avg
2009-10	16-10	42-119	.353	19-69	.275	7-9	.778	15-40-55	3.4	26	1	22	22	8	9	110	6.9
2010-11	16-16	68-183	.372	26-88	.295	9-15	.600	13-68-81	5.1	24	0	17	38	11	19	171	10.7
TOTAL	32-26	110-302	.364	45-157	.287	16-24	.667	28-108-136	4.3	50	1	39	60	19	28	281	8.8

PEYTON DAVIS CAREER SEC STATISTICS

Year	GP-GS	FG-FGA	Pct	3FG-FGA	Pct	FT-FTA	Pct	O-D-T (Reb.)	Avg	PF	FO	Ast	TO	Blk	Stl	Pts	Avg
2010-11	12-0	6-17	.353	0-0	.000	5-8	.625	11-10-21	1.8	20	0	4	8	5	3	17	1.4
TOTAL	12-0	6-17	.353	0-0	.000	5-8	.625	11-10-21	1.8	20	0	4	8	5	3	17	1.4

CAMILLE GLYMPH CAREER SEC STATISTICS

Year	GP-GS	FG-FGA	Pct	3FG-FGA	Pct	FT-FTA	Pct	O-D-T (Reb.)	Avg	PF	FO	Ast	TO	Blk	Stl	Pts	Avg
2010-11	10-0	7-23	.304	2-9	.222	2-2	1.000	1-7-8	0.8	3	0	8	12	1	2	18	1.8
TOTAL	10-0	7-23	.304	2-9	.222	2-2	1.000	1-7-8	0.8	3	0	8	12	1	2	18	1.8

CHANTEL HILLIARD CAREER SEC STATISTICS

Year	GP-GS	FG-FGA	Pct	3FG-FGA	Pct	FT-FTA	Pct	O-D-T (Reb.)	Avg	PF	FO	Ast	TO	Blk	Stl	Pts	Avg
2008-09	11-0	17-36	.472	0-1	.000	4-6	.667	9-12-21	1.9	17	0	1	7	3	5	38	3.5
2009-10	12-0	11-29	.379	0-0	.000	4-8	.500	9-12-21	1.8	12	0	3	11	4	5	26	2.2
2010-11	16-6	35-69	.507	0-2	.000	21-32	.656	19-38-57	3.6	29	0	5	32	7	12	91	5.7
TOTAL	39-6	63-134	.470	0-3	.000	29-46	.630	37-62-99	2.5	58	0	9	50	14	22	155	4.0

MORGAN JENNINGS CAREER SEC STATISTICS

Year	GP-GS	FG-FGA	Pct	3FG-FGA	Pct	FT-FTA	Pct	O-D-T (Reb.)	Avg	PF	FO	Ast	TO	Blk	Stl	Pts	Avg
2008-09	11-0	6-15	.400	0-0	.000	5-7	.714	2-10-12	1.1	7	0	7	11	0	1	17	1.5
2009-10	11-0	8-29	.276	0-1	.000	1-4	.250	2-7-9	0.8	9	0	15	13	0	2	17	1.5
2010-11	15-3	14-39	.359	0-1	.000	13-15	.867	4-10-14	0.9	9	0	11	22	0	9	41	2.7
TOTAL	37-3	28-83	.337	0-2	.000	19-26	.731	8-27-35	0.9	25	0	33	46	0	12	75	2.0

PARRISHA SIMMONS CAREER SEC STATISTICS

Year	GP-GS	FG-FGA	Pct	3FG-FGA	Pct	FT-FTA	Pct	O-D-T (Reb.)	Avg	PF	FO	Ast	TO	Blk	Stl	Pts	Avg
2008-09	8-0	1-3	.333	0-0	.000	0-2	.000	1-3-4	0.5	3	0	2	2	0	0	2	0.3
2009-10	16-12	22-53	.415	0-0	.000	8-24	.333	44-39-83	5.2	25	0	15	23	0	7	52	3.3
2010-11	16-10	10-30	.333	0-0	.000	5-14	.357	25-26-51	3.2	24	0	12	14	0	5	25	1.6
TOTAL	40-22	33-86	.384	0-0	.000	13-40	.325	70-68-138	3.5	52	0	29	39	0	12	79	2.0

ALLI SMALLEY CAREER SEC STATISTICS

Year	GP-GS	FG-FGA	Pct	3FG-FGA	Pct	FT-FTA	Pct	O-D-T (Reb.)	Avg	PF	FO	Ast	TO	Blk	Stl	Pts	Avg
2007-08	14-14	55-156	.353	18-71	.254	21-32	.656	16-29-45	3.2	31	2	45	59	5	16	149	10.6
2008-09	14-14	51-113	.451	26-68	.382	14-17	.824	4-33-37	2.6	24	0	22	23	3	14	142	10.1
2009-10	16-16	99-248	.399	29-95	.305	28-38	.737	21-63-84	5.3	36	1	26	46	2	17	255	15.9
2010-11	16-15	70-155	.452	24-52	.462	22-27	.815	11-47-58	3.6	39	1	37	62	2	28	186	11.6
TOTAL	60-59	275-672	.409	97-286	.339	85-114	.746	52-172-224	3.7	130	4	130	190	12	75	732	12.2

COURTNEY STRAIN CAREER SEC STATISTICS

Year	GP-GS	FG-FGA	Pct	3FG-FGA	Pct	FT-FTA	Pct	O-D-T (Reb.)	Avg	PF	FO	Ast	TO	Blk	Stl	Pts	Avg
2010-11	10-0	14-31	.452	2-6	.333	3-5	.600	3-9-12	1.2	6	0	3	6	0	2	33	3.3
TOTAL	10-0	14-31	.452	2-6	.333	3-5	.600	3-9-12	1.2	6	0	3	6	0	2	33	3.3

Auburn Career SEC Statistics**TYRESE TANNER CAREER SEC STATISTICS**

Year	GP-GS	FG-FGA	Pct	3FG-FGA	Pct	FT-FTA	Pct	O-D-T (Reb.)	Avg	PF	FO	Ast	TO	Blk	Stl	Pts	Avg
2010-11	16-0	25-84	.298	2-20	.100	18-26	.692	26-23-49	3.1	25	1	13	23	12	4	70	4.4
TOTAL	16-0	25-84	.298	2-20	.100	18-26	.692	26-23-49	3.1	25	1	13	23	12	4	70	4.4

MORGAN TOLES CAREER SEC STATISTICS

Year	GP-GS	FG-FGA	Pct	3FG-FGA	Pct	FT-FTA	Pct	O-D-T (Reb.)	Avg	PF	FO	Ast	TO	Blk	Stl	Pts	Avg
2009-10	16-16	51-129	.395	1-4	.250	20-32	.625	11-44-55	3.4	24	0	73	54	0	17	123	7.7
2010-11	14-14	52-139	.374	1-2	.500	20-30	.667	9-31-40	2.9	20	1	70	39	1	11	125	8.9
TOTAL	30-30	103-268	.384	2-6	.333	40-62	.645	20-75-95	3.2	44	1	143	93	1	28	248	8.3

PASCALE WEST CAREER SEC STATISTICS

Year	GP-GS	FG-FGA	Pct	3FG-FGA	Pct	FT-FTA	Pct	O-D-T (Reb.)	Avg	PF	FO	Ast	TO	Blk	Stl	Pts	Avg
2009-10	12-0	0-2	.000	0-0	.000	0-1	.000	3-9-12	1.0	11	0	2	4	9	3	0	0.0
2010-11	5-0	2-2	1.000	0-0	.000	0-2	.000	0-2-2	0.4	4	0	0	3	2	0	4	0.8
TOTAL	17-0	2-4	.500	0-0	.000	0-3	.000	3-11-14	0.8	15	0	2	7	11	3	4	0.2

JASSANY WILLIAMS CAREER SEC STATISTICS

Year	GP-GS	FG-FGA	Pct	3FG-FGA	Pct	FT-FTA	Pct	O-D-T (Reb.)	Avg	PF	FO	Ast	TO	Blk	Stl	Pts	Avg
2010-11	16-6	19-42	.452	0-0	.000	11-23	.478	19-37-56	3.5	21	0	2	17	9	13	49	3.1
TOTAL	16-6	19-42	.452	0-0	.000	11-23	.478	19-37-56	3.5	21	0	2	17	9	13	49	3.1

Auburn Career vs. Mississippi State Statistics**BLANCHE ALVERSON CAREER STATISTICS VS. MISSISSIPPI STATE**

Year	GP-GS	FG-FGA	Pct	3FG-FGA	Pct	FT-FTA	Pct	O-D-T (Reb.)	Avg	PF	FO	Ast	TO	Blk	Stl	Pts	Avg
2009-10	2-1	4-17	.235	3-13	.231	0-0	.000	1-1-2	1.0	3	0	3	3	0	1	11	5.5
2010-11	2-2	11-27	.407	5-13	.385	3-4	.750	0-6-6	3.0	2	0	0	4	1	1	30	15.0
TOTAL	4-3	15-44	.341	8-26	.308	3-4	.750	1-7-8	2.0	5	0	3	7	1	2	41	10.3

PEYTON DAVIS CAREER STATISTICS VS. MISSISSIPPI STATE

Year	GP-GS	FG-FGA	Pct	3FG-FGA	Pct	FT-FTA	Pct	O-D-T (Reb.)	Avg	PF	FO	Ast	TO	Blk	Stl	Pts	Avg
2010-11	2-0	0-0	.000	0-0	.000	2-2	1.000	0-0-0	0.0	0	0	0	1	0	0	2	1.0
TOTAL	2-0	0-0	.000	0-0	.000	2-2	1.000	0-0-0	0.0	0	0	0	1	0	0	2	1.0

CAMILLE GLYMPH CAREER STATISTICS VS. MISSISSIPPI STATE

Year	GP-GS	FG-FGA	Pct	3FG-FGA	Pct	FT-FTA	Pct	O-D-T (Reb.)	Avg	PF	FO	Ast	TO	Blk	Stl	Pts	Avg
2010-11	2-0	0-2	.000	0-0	.000	0-0	.000	0-1-1	0.5	0	0	3	3	1	0	0	0.0
TOTAL	2-0	0-2	.000	0-0	.000	0-0	.000	0-1-1	0.5	0	0	3	3	1	0	0	0.0

CHANTEL HILLIARD CAREER STATISTICS VS. MISSISSIPPI STATE

Year	GP-GS	FG-FGA	Pct	3FG-FGA	Pct	FT-FTA	Pct	O-D-T (Reb.)	Avg	PF	FO	Ast	TO	Blk	Stl	Pts	Avg
2008-09	1-0	0-1	.000	0-0	.000	0-0	.000	0-1-1	1.0	0	0	0	1	1	0	0	0.0
2009-10	1-0	0-2	.000	0-0	.000	0-0	.000	1-1-2	2.0	1	0	0	0	0	2	0	0.0
2010-11	2-1	7-13	.538	0-0	.000	5-6	.833	4-8-12	6.0	4	0	0	2	2	2	19	9.5
TOTAL	4-1	7-16	.438	0-0	.000	5-6	.833	5-10-15	3.8	5	0	0	3	3	4	19	4.8

MORGAN JENNINGS CAREER STATISTICS VS. MISSISSIPPI STATE

Year	GP-GS	FG-FGA	Pct	3FG-FGA	Pct	FT-FTA	Pct	O-D-T (Reb.)	Avg	PF	FO	Ast	TO	Blk	Stl	Pts	Avg
2009-10	1-0	2-7	.286	0-0	.000	0-1	.000	0-2-2	2.0	0	0	2	2	0	0	4	4.0
2010-11	2-0	0-1	.000	0-0	.000	0-0	.000	1-0-1	0.5	0	0	0	1	0	0	0	0.0
TOTAL	3-0	2-8	.250	0-0	.000	0-1	.000	1-2-3	1.0	0	0	2	3	0	0	4	1.3

Auburn Career vs. Mississippi State Statistics**PARRISHA SIMMONS CAREER STATISTICS VS. MISSISSIPPI STATE**

Year	GP-GS	FG-FGA	Pct	3FG-FGA	Pct	FT-FTA	Pct	O-D-T (Reb.)	Avg	PF	FO	Ast	TO	Blk	Stl	Pts	Avg
2009-10	2-2	0-4	.000	0-0	.000	0-0	.000	5-4-9	4.5	2	0	1	2	0	1	0	0.0
2010-11	2-2	0-1	.000	0-0	.000	0-2	.000	0-4-4	2.0	2	0	0	4	0	2	0	0.0
TOTAL	4-4	0-5	.000	0-0	.000	0-2	.000	5-8-13	3.3	4	0	1	6	0	3	0	0.0

ALLI SMALLEY CAREER STATISTICS VS. MISSISSIPPI STATE

Year	GP-GS	FG-FGA	Pct	3FG-FGA	Pct	FT-FTA	Pct	O-D-T (Reb.)	Avg	PF	FO	Ast	TO	Blk	Stl	Pts	Avg
2007-08	1-1	2-5	.400	1-4	.250	0-0	.000	1-4-5	5.0	0	0	3	4	0	1	5	5.0
2008-09	1-1	0-3	.000	0-1	.000	0-0	.000	0-3-3	3.0	1	0	0	1	1	0	0	0.0
2009-10	2-2	13-32	.406	4-14	.286	1-2	.500	5-6-11	5.5	7	0	2	6	0	1	31	15.5
2010-11	2-1	6-15	.400	2-4	.500	2-3	.667	3-4-7	3.5	3	0	6	10	0	6	16	8.0
TOTAL	6-5	21-55	.382	7-23	.304	3-5	.600	9-17-26	4.3	11	0	11	21	1	8	52	8.7

COURTNEY STRAIN CAREER STATISTICS VS. MISSISSIPPI STATE

Year	GP-GS	FG-FGA	Pct	3FG-FGA	Pct	FT-FTA	Pct	O-D-T (Reb.)	Avg	PF	FO	Ast	TO	Blk	Stl	Pts	Avg
2010-11	1-0	0-0	.000	0-0	.000	0-1	.000	0-1-1	1.0	0	0	1	1	0	0	0	0.0
TOTAL	1-0	0-0	.000	0-0	.000	0-1	.000	0-1-1	1.0	0	0	1	1	0	0	0	0.0

TYRESE TANNER CAREER STATISTICS VS. MISSISSIPPI STATE

Year	GP-GS	FG-FGA	Pct	3FG-FGA	Pct	FT-FTA	Pct	O-D-T (Reb.)	Avg	PF	FO	Ast	TO	Blk	Stl	Pts	Avg
2010-11	2-0	1-9	.111	0-2	.000	3-4	.750	5-1-6	3.0	1	0	1	3	0	0	5	2.5
TOTAL	2-0	1-9	.111	0-2	.000	3-4	.750	5-1-6	3.0	1	0	1	3	0	0	5	2.5

MORGAN TOLES CAREER STATISTICS VS. MISSISSIPPI STATE

Year	GP-GS	FG-FGA	Pct	3FG-FGA	Pct	FT-FTA	Pct	O-D-T (Reb.)	Avg	PF	FO	Ast	TO	Blk	Stl	Pts	Avg
2009-10	2-2	7-14	.500	0-0	.000	1-2	.500	2-7-9	4.5	4	0	11	7	0	2	15	7.5
2010-11	2-2	4-17	.235	0-0	.000	0-1	.000	0-6-6	3.0	5	1	5	6	0	3	8	4.0
TOTAL	4-4	11-31	.355	0-0	.000	1-3	.333	2-13-15	3.8	9	1	16	13	0	5	23	5.8

PASCALE WEST CAREER STATISTICS VS. MISSISSIPPI STATE

Year	GP-GS	FG-FGA	Pct	3FG-FGA	Pct	FT-FTA	Pct	O-D-T (Reb.)	Avg	PF	FO	Ast	TO	Blk	Stl	Pts	Avg
2009-10	1-0	0-1	.000	0-0	.000	0-0	.000	1-0-1	1.0	2	0	1	0	0	0	0	0.0
TOTAL	1-0	0-1	.000	0-0	.000	0-0	.000	1-0-1	1.0	2	0	1	0	0	0	0	0.0

JASSANY WILLIAMS CAREER STATISTICS VS. MISSISSIPPI STATE

Year	GP-GS	FG-FGA	Pct	3FG-FGA	Pct	FT-FTA	Pct	O-D-T (Reb.)	Avg	PF	FO	Ast	TO	Blk	Stl	Pts	Avg
2010-11	2-0	1-3	.333	0-0	.000	0-0	.000	0-4-4	2.0	1	0	0	0	1	0	2	1.0
TOTAL	2-0	1-3	.333	0-0	.000	0-0	.000	0-4-4	2.0	1	0	0	0	1	0	2	1.0

Game 4: Nov. 22, 2010
Auburn 49, South Florida 67
Sun Dome
Tampa, Fla.

Official Basketball Box Score -- Game Totals -- Final Statistics

Auburn vs South Florida

11-22-10 7 P.M. at USF Sun Dome, Tampa, Fla.

VISITORS: Auburn (1-3)

#	Player	fg-fga	3fg-fga	ft-fa	rebounds		pf	tp	a	to	blk	s	min
					of	de							
14	Alverson, Blanche*	3-11	2-8	0-0	1	1	2	3	8	0	1	0	29
21	Greenleaf, Jordan*	5-13	0-0	3-4	7	3	10	0	13	1	3	1	38
01	Toles, Morgan*	0-4	0-1	3-4	0	2	2	1	3	3	1	0	27
04	Simmons, Parrisha*	0-0	0-0	0-2	0	1	1	2	0	0	0	0	12
05	Smalley, Alli*	1-11	0-4	2-3	0	0	0	2	4	0	0	0	22
02	Jennings, Morgan	0-4	0-0	1-2	2	1	3	1	1	2	1	0	16
23	Hilliard, Chantel	7-9	0-0	2-2	4	3	7	1	16	0	0	0	23
25	Williams, Jassany	1-6	0-0	0-0	2	1	3	1	2	0	2	0	10
32	Tanner, Tyrese	1-3	0-0	0-0	1	2	3	4	2	3	1	1	0
34	Davis, Peyton	0-1	0-0	0-0	1	2	3	1	0	0	1	0	4
TEAM						4							
Totals.....		18-62	2-13	11-17	22	17	39	16	49	9	10	2	1 200

HOME: South Florida (3-2)

#	Player	fg-fga	3fg-fga	ft-fa	rebounds		pf	tp	a	to	blk	s	min
					of	de							
04	CONNER, Tiffany*	2-4	1-2	2-2	1	3	4	2	7	3	2	1	0 22
11	GRANT, Porche*	4-5	0-0	0-0	1	6	7	3	8	0	3	4	1 30
01	WYNNE, Jasmine*	1-2	0-0	2-3	1	4	5	3	4	3	2	1	1 30
02	SAUNDERS, Kanisha*	2-8	1-2	0-0	0	1	1	5	7	1	0	2	32
21	SMITH, Andrea*	12-22	8-13	1-2	2	3	5	2	33	2	1	0	0 38
02	DOOMES-STEPHENS, L.	0-1	0-1	0-0	1	0	1	2	0	0	0	0	12
12	SMITH, Andrell	0-2	0-1	0-1	0	2	2	1	0	4	0	0	15
22	FLOWERS, Aleshia	0-0	0-0	0-0	0	1	1	0	0	0	0	0	0+
30	EKSTROM, Salla	0-0	0-0	0-0	0	0	0	0	0	0	0	0	0+
32	MC DONALD, Akila	0-0	0-0	0-1	2	2	4	1	0	0	1	1	0 10
33	CARN, Daleisha	5-5	0-0	0-0	0	1	1	0	10	2	1	0	0 11
TEAM						1							
Totals.....		26-49	10-19	5-9	9	26	35	15	67	21	11	7	4 200

Officials: Dennis DeMayo, Luis Gonzalez, Amy Bonner

Technical fouls: Auburn-None. USF-None.

Attendance: 1106

Score by Periods	1st	2nd	Total
Auburn	24	25	49
South Florida	36	31	67

TAMPA - Playing on the road for the first time this season, the Auburn women's basketball team struggled from the field, shooting 29 percent, as South Florida pulled out the 67-49 win. Junior Chantel Hilliard scored 16 points off the bench to lead the Tigers in the loss.

South Florida scored 22 of the first 25 points of the game, taking a 22-3 lead with 12:01 to go in the first half. The Tigers were able to get back on their feet, out-scoring USF 21-14 during the rest of the period to cut the Bull lead to 12 at halftime, 36-24.

Auburn came out of the locker room on a mission, scoring the first eight points, four from Hilliard, to cut the lead to four in the first three minutes of the second half, forcing USF to call at timeout at the 17:23 mark. That would be as close as the Tigers would come, though, as the Bulls came out of the timeout scoring the next four points to put its lead back to eight.

Led by 10 second-half points each from Hilliard and senior Jordan Greenleaf, Auburn was able to keep the South Florida lead in single digits for most of the remainder of the half.

A Hilliard layup cut the lead to seven with 7:58 to play, but that is as close as Auburn would get in the final minutes as USF's Andrea Smith answered with a 3-pointer, one of her eight on the night, to build the lead back to 10 with 6:47 to go.

Smith's 3-pointer opened up a 16-5 USF run to finish the game, building the lead back to as much as 19 points as the Bulls cruised to the 67-49 win. Smith would go on to score a game-high 33 points.

Game 5: Nov. 26, 2010
Auburn 53, Sacred Heart 65
St. Georges High School
Freeport, Bahamas
Junkanoo Jam

Official Basketball Box Score -- Game Totals -- Final Statistics

Sacred Heart vs Auburn

11-26-10 1 p.m. at Freeport, Bahamas

VISITORS: Sacred Heart (2-2)

#	Player	fg-fga	3fg-fga	ft-fa	rebounds		pf	tp	a	to	blk	s	min
					of	de							
01	NORMAN, Ericka*	1-4	1-3	2-2	2	3	5	2	5	2	2	0	3 24
03	EVANS, Kiley*	4-8	0-0	5-9	3	3	6	2	13	0	7	1	1 33
15	MERRIMAN, Morgan*	2-3	0-0	1-1	1	1	2	4	5	1	4	1	0 32
20	TAYLOR, Callan*	5-10	3-6	0-0	6	6	5	13	2	5	0	2	24
35	APD, Alisa*	6-12	2-4	1-2	2	4	6	2	15	0	7	0	1 33
04	COSGROVE, Maggie	4-6	2-3	0-0	0	2	2	2	10	3	2	0	0 26
23	REILLY, Maureen	2-4	0-1	0-0	0	5	5	2	4	1	0	1	0 25
32	CAMPBELL, Alexis	0-0	0-0	0-0	0	1	0	0	0	0	0	0	0 3
TEAM						9							
Totals.....		24-47	8-17	9-14	8	34	42	19	65	9	27	3	7 200

HOME: Auburn (1-4)

#	Player	fg-fga	3fg-fga	ft-fa	rebounds		pf	tp	a	to	blk	s	min
					of	de							
01	Toles, Morgan*	4-7	0-0	0-0	3	1	4	2	8	0	2	0	0 22
05	Smalley, Alli*	5-13	2-5	0-0	1	4	5	1	12	1	2	0	2 28
14	Alverson, Blanche*	1-5	0-2	0-0	0	1	1	1	2	0	2	0	0 18
21	Greenleaf, Jordan*	1-7	0-0	2-4	6	1	7	2	4	4	3	1	1 32
23	Hilliard, Chantel*	2-5	0-0	1-2	1	2	3	0	5	1	2	0	0 19
02	Jennings, Morgan	1-5	0-0	2-2	1	1	2	1	4	0	2	0	1 15
04	Simmons, Parrisha	2-3	0-0	1-4	3	1	4	0	5	2	0	0	1 13
11	Strain, Courtney	0-6	0-3	3-6	0	0	0	1	3	0	1	0	1 15
20	West, Pascale	0-1	0-0	0-2	0	0	0	1	0	0	0	0	0 5
25	Williams, Jassany	0-3	0-0	0-0	0	2	2	2	0	0	0	0	0 9
32	Tanner, Tyrese	4-8	0-2	2-3	1	1	2	1	10	0	1	0	3 21
34	Davis, Peyton	0-1	0-0	0-0	0	0	0	0	0	0	0	0	0 3
TEAM						4							
Totals.....		20-64	2-12	11-23	16	18	34	12	53	8	15	1	9 200

Officials: Joanne Aldridge, Wesley Dean, Shelly Nakasone

Technical fouls: Sacred Heart-None. Auburn-None.

Attendance: 371

Score by Periods	1st	2nd	Total
Sacred Heart	38	27	65
Auburn	18	35	53

First Game of 2010 Junkanoo Jam

FREEPORT, Bahamas - The Auburn women's basketball team struggled from the field Nov. 26, shooting 31.3 percent as the Tigers fell to Sacred Heart, 65-53, in the first game of the 2010 Junkanoo Jam in Freeport, Bahamas.

Senior Alli Smalley led the Tigers in scoring with 12 points while freshman Tyrese Tanner came off the bench for 10 points and three steals. Jordan Greenleaf pulled down a team-high seven rebounds.

After playing only six minutes in the first half, Tanner came off the bench and played 15 of the 20 minutes in the second half, scoring all 10 of her points in the period. She was also big in the Auburn press, forcing three turnovers late in the game.

After taking a 38-18 lead at halftime, Sacred Heart came out on fire in the second half, extending its lead to 32 with 9:27 left thanks 23-11 run to open the half. Auburn responded by turning on its defense in the last nine minutes, forcing 12 turnovers while holding the Pioneers to only four points.

The run allowed Auburn to cut the Sacred Heart lead to 12, down from 32, by the end of the game, but it was cut short as the Tigers lost, 65-53.

For the game, Auburn forced 27 Pioneer turnovers, gathering nine steals, but the Tigers lost the rebounding battle, 42-34. Sacred Heart shot 51.1 percent for the game and 47.1 percent of its free throws.

Game 6: Nov. 27, 2010
Auburn 85, Seton Hall 51
St. Georges High School
Freeport, Bahamas
Junkanoo Jam

Official Basketball Box Score -- Game Totals -- Final Statistics

Auburn vs Seton Hall

11-27-10 1 p.m. at Freeport, Bahamas

VISITORS: Auburn (2-4)

#	Player	fg-fga	3fg-fga	ft-fa	rebounds		pf	tp	a	to	blk	s	min
					of	de							
05	Smalley, Alli*	6-10	3-4	0-0	0	0	0	15	4	2	0	1	19
11	Strain, Courtney*	2-6	1-3	2-2	0	1	1	1	7	0	3	0	1 20
14	Alverson, Blanche*	4-8	0-3	4-5	2	1	3	1	12	2	3	0	0 17
21	Greenleaf, Jordan*	1-2	0-0	0-0	1	1	2	1	2	1	1	0	0 21
32	Tanner, Tyrese*	1-7	0-2	0-3	2	3	5	3	2	1	4	0	2 20
01	Toles, Morgan	5-7	0-0	2-3	0	0	0	2	12	4	0	0	4 17
02	Jennings, Morgan	7-7	0-0	0-1	0	4	4	2	14	1	1	0	2 19
04	Simmons, Parrisha	1-4	0-0	2-5	2	3	5	1	4	1	0	0	1 21
20	West, Pascale	0-0	0-0	1-2	0	0	0	1	1	0	1	0	0 7
23	Hilliard, Chantel	2-4	0-0	0-0	0	1	1	1	4	0	0	0	1 9
25	Williams, Jassany	3-4	0-0	2-2	3	4	7	2	8	1	0	2	0 18
34	Davis, Peyton	2-5	0-0	0-1	2	1	3	3	4	1	1	0	0 12
TEAM						1							
Totals.....		34-64	4-12	13-24	13	23	36	18	85	16	17	2	12 200

HOME: Seton Hall (3-4)

#	Player	fg-fga	3fg-fga	ft-fa	of	de	tot	pf	tp	a	to	blk	s	min
11	SIMMONS, Ka-Deirdre*	2-10	0-5	4-4	0	1	1	3	8	3	7	0	2	33
22	GREEN, Terry*	1-4	1-2	0-0	1	0	1	1	3	0	2	0	0	11
23	CREW, Jasmine*	1-8	1-2	0-0	0	7	7	2	3	2	7	0	2	30
25	WOOD, Whitney*	2-2	2-2	0-0	1	1	2	1	6	0	1	0	0	21
33	ASHMEADE, Tajay*	2-3	0-0	2-4	5	4	9	4	6	0	6	1	0	21
01	SWABY, Elaine	2-4	0-0	1-3	1	2	0	5	1	1	0	0	0	9
02	MORRIS, Brittany	1-6	1-4	1-2	1	0	1	4	4	1	0	1	0	13
13	MASEKO, Alexandra	2-5	0-0	4-4	2	1	3	2	8	0	2	0	0	24
15	JOHNSON, Jazzmine	2-4	2-3	0-0	2	0	2	2	6	0	1	0	0	16
21	BLACKMAN, Tiffani	1-1	0-0	0-1	0	0	0	0	2	0	0	0	0	6
34	HENRY, Nicosia	0-4	0-0	0-0	2	1	3	3	0	0	3	0	1	16
TEAM						1	6	7						
Totals.....		16-51	7-18	12-16	22	38	22	51	7	31	1	6	200	

Game 7: Dec. 2, 2010
Auburn 75, South Alabama 70
Auburn Arena
Auburn, Ala.

Official Basketball Box Score -- Game Totals -- Final Statistics

South Alabama vs Auburn

12-02-10 6 p.m. at Auburn, Ala. -- Auburn Arena

VISITORS: South Alabama (3-4)

#	Player	fg-fga	3fg-fga	ft-fa	rebounds			pf	tp	a	to	blk	s	min
					of	de	tot							
21	Shelter, Christian*	4-8	1-2	2-2	0	2	2	5	11	0	1	0	0	20
24	Ammons, Taylor*	8-16	0-0	1-2	2	6	8	1	17	0	0	1	0	33
01	Peterson, Sarda*	4-5	2-2	0-1	0	1	1	2	10	4	2	0	0	27
10	Banks, Siedah*	3-6	0-1	3-4	0	3	3	1	9	4	3	0	0	32
15	Rutledge, Brittney*	3-6	3-5	0-0	0	3	3	4	9	3	3	0	0	19
03	Walker, Lauren	0-0	0-0	0-0	0	0	0	0	0	0	0	0	0	6
04	Simmons, Vanessa	0-1	0-0	0-0	0	0	0	1	0	0	2	0	0	8
05	Robertson, Ronneka	1-3	0-0	0-0	0	1	1	2	0	1	0	0	0	7
23	Nixon, Mary	2-4	0-0	1-2	6	2	8	3	5	1	4	0	0	21
25	Cherizol, Veronica	0-1	0-0	0-0	0	4	4	1	0	1	1	1	0	19
33	El, Mansa	2-3	1-2	2-2	0	0	0	1	7	1	0	0	0	8
TEAM					1	5	6							
Totals.....		27-53	7-12	9-13	9	27	36	20	70	14	17	2	0	200

HOME: Auburn (3-4)

#	Player	fg-fga	3fg-fga	ft-fa	rebounds			pf	tp	a	to	blk	s	min
					of	de	tot							
14	Alverson, Blanche*	3-4	1-2	0-0	0	2	2	2	7	3	2	1	0	21
21	Greenleaf, Jordan*	4-10	0-1	3-4	4	5	9	2	11	3	2	2	3	32
32	Tanner, Tyrese*	2-3	0-1	1-2	1	3	4	5	0	1	2	1	1	15
02	Jennings, Morgan*	2-6	0-0	0-2	0	2	2	3	4	1	0	1	2	17
05	Smalley, Alli*	5-15	1-3	4-4	0	1	1	2	15	1	1	0	2	26
01	Toles, Morgan	4-7	0-0	2-2	0	0	0	10	5	0	0	0	0	27
04	Simmons, Parrisha	0-4	0-0	5-6	4	2	6	2	5	0	2	0	1	16
11	Strain, Courtney	0-2	0-0	0-0	0	0	0	1	0	0	1	0	0	12
23	Hilliard, Chantel	2-4	0-0	1-2	1	0	1	3	5	0	0	0	0	11
25	Williams, Jassany	5-7	0-0	3-6	2	2	4	1	13	0	0	0	0	23
TEAM					2	2	4							
Totals.....		27-62	2-7	19-28	14	19	33	19	75	13	9	6	9	200

Officials: Joe Cunningham (R), Eddie Novak (U1), Troy Winders (U2)

Technical fouls: South Alabama-None. Auburn-None.

Attendance: 2006

Score by Periods	1st	2nd	Total
South Alabama	31	39	70
Auburn	42	33	75

AUBURN - Senior Alli Smalley scored a team-high 15 points, followed by a career-high 13 from freshman Jassany Williams as the Auburn women's basketball team pulled out the 75-70 win over in-state rival South Alabama. The win was the 24th win in a row for the Tigers over the Jaguars.

Auburn led by 11 at the half, but saw the lead slip away with South Alabama taking the lead with 14:03 left in the game. The Tigers bounced back, building its lead back to 10 before taking the five-point win.

Auburn used a 10-player rotation with everyone that played accounting for at least 11 minutes of action. Only senior Jordan Greenleaf, who played 32 minutes, topped the 30-minute mark. With the rotation, Auburn was able to get use out of its bench, out-scoring the South Alabama bench, 33-14.

The Tigers again used their defense to pull out the win, using nine steals to force 17 South Alabama turnovers, scoring 17 points off the turnovers. The Tigers also blocked six shots.

Senior Jordan Greenleaf led Auburn on the blocks, pulling down a game-high nine rebounds with her 11 points. She also tallied two blocks and a team-high three steals.

South Alabama was led by Taylor Ammons with 17 points and eight rebounds. Christian Shelter added 11 for the Jaguars while Sarda Banks chipped in 10 with four assists.

Game 8: Dec. 4, 2010
Auburn 61, Temple 61
Auburn Arena
Auburn, Ala.

Official Basketball Box Score -- Game Totals -- Final Statistics

Temple vs Auburn

12-04-10 1 p.m. at Auburn, Ala. -- Auburn Arena

VISITORS: Temple (4-4)

#	Player	fg-fga	3fg-fga	ft-fa	rebounds			pf	tp	a	to	blk	s	min
					of	de	tot							
05	MCCARTHY, Kristen*	5-17	2-5	3-4	3	2	5	3	15	2	2	1	2	37
30	BENNETT, Marli*	2-4	0-2	0-0	1	5	6	2	4	0	0	1	0	29
32	THAMES, Natasha*	1-5	0-0	1-2	2	3	5	4	3	1	0	0	0	25
11	PEDDY, Shey*	7-12	3-4	0-0	3	6	9	4	17	4	3	0	3	36
13	WALLACE, Qwedia*	5-11	1-5	4-6	3	2	5	4	15	0	5	0	1	27
01	LEWIS, Brittany	1-3	1-2	0-0	0	2	2	1	3	2	0	0	0	16
03	WILLIAMS, BJ	0-3	0-2	0-0	0	0	0	1	0	2	2	0	0	14
04	BELL, Satoria	2-3	1-1	0-0	0	2	2	0	5	0	1	0	0	6
25	MACAULAY, Victoria	0-1	0-0	0-0	0	1	1	3	0	0	1	2	0	10
TEAM					4	4								
Totals.....		23-59	8-21	8-12	12	27	39	22	62	11	14	4	6	200

HOME: Auburn (3-5)

#	Player	fg-fga	3fg-fga	ft-fa	rebounds			pf	tp	a	to	blk	s	min
					of	de	tot							
21	Greenleaf, Jordan*	3-10	0-0	3-5	6	6	12	2	9	4	1	2	0	38
44	Alverson, Blanche*	3-8	3-7	1-2	2	3	5	1	10	3	1	0	0	32
02	Jennings, Morgan*	4-7	0-0	0-1	3	2	5	1	8	1	2	1	0	27
05	Smalley, Alli*	7-17	3-7	5-9	0	3	3	3	22	0	1	0	3	33
32	Tanner, Tyrese*	0-1	0-0	0-0	1	1	2	1	0	0	1	0	0	8
01	Toles, Morgan	0-6	0-0	0-0	1	3	4	2	0	4	2	0	1	23
04	Simmons, Parrisha	0-1	0-0	2-2	2	0	2	1	2	1	2	0	0	9
11	Strain, Courtney	0-2	0-0	0-0	0	0	0	0	0	0	0	0	0	2
23	Hilliard, Chantel	3-5	0-0	4-4	1	3	4	3	10	0	3	0	0	23
25	Williams, Jassany	0-2	0-0	0-0	0	0	0	1	0	0	1	0	1	5
TEAM					1	4	5							
Totals.....		20-59	6-14	15-23	17	25	42	15	61	13	15	3	5	200

Officials: Lisa Mattingly (R), Tina Napier (U1), Amy Bonner (U2)

Technical fouls: Temple-None. Auburn-None.

Attendance: 3206

Score by Periods	1st	2nd	Total
Temple	33	29	62
Auburn	33	28	61

AUBURN - Temple's Brittany Lewis hit her only shot of the game, a 3-pointer from the right side with 1:22 left in the game, giving the Owls a lead it would not give up as Temple pulled out the 62-61 win against Auburn on Dec. 4. Senior Alli Smalley passed the 20-point mark for the first time this season, leading the Tigers with 22 points in the loss.

Auburn trailed during most of the first half, but came back to tie the game at 33 going into halftime. Back-to-back 3-pointers from Smalley and sophomore Blanche Alverson in the final three minutes tied the game up going into the locker room.

One of the bright spots of the game for Auburn was a Smalley 3-pointer with 8:37 left in the game. Not only did the trey give the Tigers a six-point lead, but was also 185th of Smalley's career, giving her the Auburn record for career 3-pointers.

Auburn eventually led by as many as seven points after a Hilliard layup with 6:27 to go, giving the Tigers a 54-47 lead. But Temple used its outside shooting, hitting four 3-pointers in the final five minutes, to out-score Auburn 15-7 down the stretch for the win.

Three Tigers scored in double figures, led by Smalley's 22 points. Alverson and Hilliard scored 10 points each while senior Jordan Greenleaf scored nine points along with her game-high 12 rebounds.

Temple was led by Shey Paddy, who was 3-of-4 from beyond the arc, with 17 points and nine rebounds. Kristen McCarthy and Qwed Wallace each added 15 for the Owls.

Game 9: Dec. 15, 2010
Auburn 52, George Washington 45
Charles E. Smith Center
Washington, D.C.

Official Basketball Box Score -- Game Totals -- Final Statistics

Auburn vs George Washington

12-15-10 7 p.m. at Washington, D.C. - Smith Center

VISITORS: Auburn (4-5)

#	Player	fg-fga	3fg-fga	ft-fa	rebounds			pf	tp	a	to	blk	s	min
					of	de	tot							
14	Alverson, Blanche*	6-15	2-6	2-2	2	2	4	1	16	0	3	0	2	35
21	Greenleaf, Jordan*	1-8	0-0	1-2	5	6	11	1	3	0	0	4	1	34
01	Toles, Morgan*	1-8	0-0	1-2	2	2	4	2	3	7	2	0	2	24
04	Simmons, Parrisha*	1-1	0-0	0-0	3	2	5	1	2	0	1	0	0	13
05	Smalley, Alli*	5-15	4-7	0-1	2	1	3	0	14	1	0	0	0	34
02	Jennings, Morgan	1-3	0-0	1-3	3	2	5	1	3	6	0	0	3	19
23	Hilliard, Chantel	2-5	0-0	1-2	1	1	2	3	5	0	1	1	0	12
25	Williams, Jassany	2-6	0-0	1-2	2	2	4	0	5	0	2	1	1	12
32	Tanner, Tyrese	0-2	0-0	0-0	3	2	5	0	0	0	2	1	0	14
34	Davis, Peyton	0-1	0-0	1-2	1	0	1	1	1	0	0	0	0	3
TEAM					3	2	5							
Totals.....		19-64	6-13	8-16	27	22	49	10	52	14	11	7	9	200

HOME: George Washington (5-5)

rebounds														
#	Player	fg-fga	3fg-fga	ft-fa	of	de	tot	pf	tp	a	to	blk	s	min
11	WILSON, Brooke*	2-7	1-2	0-0	3	4	7	2	5	0	1	1	1	27
31	BOOKER, Tara*	3-10	2-6	0-0	2	6	8	3	8	0	1	0	1	30
34	ABIONA, Ivy*	3-7	0-0	0-0	4	1	5	2	6	0	0	3	1	28
05	MYERS, Tiana*	4-8	0-2	4-4	0	3	3	2	12	3	4	0	0	21
12	JACKSON, Danni*	1-9	0-0	0-0	0	2	2	1	2	4	5	1	2	34
03	ALDRIDGE, Kristin	2-6	0-0	0-0	0	1	1	3	4	1	2	0	0	20
13	DAVIS, Janine	0-1	0-1	0-0	0	0	0	0	0	0	0	0	0	6
14	PAINTER, Chelisa	0-0	0-0	0-0	0	0	0	0	0	1	0	0	0	5
44	MOSTAFA, Sara	1-2	0-0	2-2	2	4	0	4	3	1	1	1	1	19
50	ALLUMS, Kye	2-4	0-2	0-0	0	1	1	4	4	0	0	0	0	10
TEAM					3	2	5				1			
Totals.....		18-54	3-13	6-6	14	22	36	17	45	12	15	6	6	200

Game 10: Dec. 18, 2010
Auburn 56, Purdue 76
Conseco Fieldhouse
Indianapolis, Ind.
Boilermaker Blockbuster

Official Basketball Box Score -- Game Totals -- Final Statistics
 Auburn vs Purdue
 12-18-10 1:30 p.m. at Conseco Fieldhouse, Indianapolis, Ind.

VISITORS: Auburn (4-6)

#	Player	fg-fga	3fg-fga	ft-fa	rebounds		pf	tp	a	to	blk	s	min
					of	de							
01	Toles, Morgan*	3-9	0-1	0-1	1	1	2	0	6	5	2	0	2 27
04	Simmons, Parrisha*	2-4	0-0	2-2	0	0	0	1	6	0	0	0	8
05	Smalley, Alli*	5-11	4-6	4-4	1	1	2	4	18	1	3	0	2 30
14	Alverson, Blanche*	3-9	2-6	2-2	1	1	2	2	10	0	1	0	31
21	Greenleaf, Jordan*	0-4	0-0	0-0	4	0	4	4	0	0	2	1	3 31
02	Jennings, Morgan	0-6	0-0	1-3	1	0	1	1	0	1	0	0	12
11	Strain, Courtney	2-5	1-2	0-0	0	0	0	5	1	1	0	1	10
20	West, Pascale	0-0	0-0	0-0	1	2	3	4	0	0	1	0	1 8
23	Hilliard, Chantel	2-6	0-0	0-1	0	1	1	3	4	1	1	1	0 11
25	Williams, Jassany	1-3	0-0	0-2	2	3	5	2	2	0	0	1	2 17
32	Tanner, Tyrese	1-4	0-1	2-2	2	0	2	0	4	0	0	1	0 12
34	Davis, Peyton	0-1	0-0	0-0	0	0	0	0	0	0	0	0	3
TEAM				7		4	11				3		
Totals.....		19-62	7-16	11-17	20	13	33	21	56	8	15	4	11 200

HOME: Purdue (6-3)

#	Player	fg-fga	3fg-fga	ft-fa	rebounds		pf	tp	a	to	blk	s	min
					of	de							
05	Rayburn, Brittany*	7-15	4-9	7-7	1	1	2	2	25	1	2	0	0 29
15	Moses, Courtney*	5-9	1-3	1-1	0	3	3	12	4	4	0	2	35
41	Guyton, Alex*	4-8	0-0	6-9	5	4	9	2	14	0	3	2	4 27
43	Poston, Chantel*	2-3	0-0	1-2	1	4	5	3	5	2	2	0	0 24
52	Wilson, Ashley*	3-4	0-0	3-4	1	4	5	0	9	1	0	1	0 20
02	Howard, Antonette	2-4	0-0	1-1	0	2	2	0	5	1	4	0	0 16
20	Williams, Dee Dee	0-1	0-0	2-2	2	2	4	1	2	1	2	0	0 17
24	Mingo, Drey	0-0	0-0	2-2	0	1	1	1	2	0	0	0	0 2
32	Ostarella, Sam	0-2	0-1	0-0	1	6	7	4	0	2	1	2	1 13
40	Jones, Chelsea	1-1	0-0	0-0	1	1	2	0	2	0	1	0	0 11
54	Woods, Samantha	0-1	0-0	0-0	0	0	3	0	0	0	0	0	0 6
TEAM				2		2							
Totals.....		24-48	5-13	23-28	14	28	42	19	76	12	19	5	7 200

Officials: Lisa Matingly, Tina Napier, and Beverly Roberts

Technical fouls: Auburn-West, Pascale. Purdue-None.

Attendance: 7666

Score by Periods	1st	2nd	Total
Auburn	29	27	56
Purdue	40	36	76

Boilermaker Blockbuster

INDIANAPOLIS, Ind. - A 14-3 Purdue run early in the first half put the Auburn women's basketball team in a hole it could not dig out of as Purdue went on to win the Boilermaker Blockbuster, 76-56, Dec. 18 at Conseco Fieldhouse in Indianapolis, Ind.

Senior Alli Smalley led the Tigers with 18 points, followed by Blanche Alverson with 10. Freshman Jassany Williams led the team in rebounding with five while also collecting a blocked shot and a pair of steals.

The Boilermakers shot 50.0 percent from the field and out-rebounded Auburn, 42-33. The Tigers shot just 30.6 percent from the field, but were able to force 19 Purdue turnovers, turning them into 17 points on the other end.

Purdue's early 14-3 run gave the Boilermakers an 11-point advantage halfway through the first half. Auburn cut the lead to five with 4:28 remaining after a pair of Smalley free throws, but Purdue closed out the period on an 8-2 run for a 40-29 halftime lead.

That would be the closest the Tigers would get as Purdue continued its run in the second half. The Boilermakers led by as many as 25 late in the game, but Auburn scored the final five points to cut it to 76-56 at the buzzer.

Game 11: Dec. 21, 2010
Auburn 67, Chicago State 63
Jacoby Dickens Center
Chicago, Ill.

Official Basketball Box Score -- Game Totals -- Final Statistics
 Auburn vs Chicago State
 12-21-10 1 p.m. at Jacoby Dickens Center - Chicago, Ill.

VISITORS: Auburn (5-6)

#	Player	fg-fga	3fg-fga	ft-fa	rebounds		pf	tp	a	to	blk	s	min
					of	de							
14	Alverson, Blanche*	4-12	1-4	4-5	2	4	6	2	13	1	1	0	1 33
21	Greenleaf, Jordan*	1-6	0-0	3-4	7	5	12	4	5	0	2	0	2 35
01	Toles, Morgan*	6-14	0-0	2-2	1	3	4	1	14	7	1	0	1 33
04	Simmons, Parrisha*	0-1	0-0	3-9	3	5	8	0	3	0	3	1	0 27
05	Smalley, Alli*	3-12	0-4	1-2	3	1	4	3	7	2	2	0	2 29
02	Jennings, Morgan	0-0	0-0	1-2	0	0	0	0	1	0	1	0	1 5
11	Strain, Courtney	0-1	0-1	0-0	0	0	0	0	0	0	0	0	0 2
23	Hilliard, Chantel	3-5	0-0	1-2	1	0	1	4	7	0	1	0	0 12
25	Williams, Jassany	1-2	0-0	0-0	0	1	1	3	2	0	0	2	1 10
32	Tanner, Tyrese	4-6	1-1	6-6	0	1	1	2	15	0	0	0	1 12
34	Davis, Peyton	0-2	0-0	0-0	1	0	1	1	0	0	0	0	0 2
TEAM				1		3	4						
Totals.....		22-61	2-10	21-32	19	23	42	20	67	10	11	3	9 200

HOME: Chicago State (4-7)

#	Player	fg-fga	3fg-fga	ft-fa	rebounds		pf	tp	a	to	blk	s	min
					of	de							
03	BECKEL, Tressa*	4-10	0-0	8-10	4	7	11	4	16	2	6	2	2 38
22	WALDON, Courtney*	4-11	2-3	2-2	1	4	5	5	12	3	2	1	1 40-
44	WROTEEN, Elana*	2-4	0-0	0-2	2	1	3	5	4	1	0	0	0 16
14	MARLOWE, Natalie*	2-6	1-2	0-1	1	3	4	1	5	4	1	0	2 33
21	DOCKERY, Janay*	2-10	2-3	3-4	3	2	5	3	9	5	2	0	1 39
00	DESROCHES, Caile	6-12	0-0	3-6	4	4	8	4	15	0	3	0	0 21
10	DAVIS, Caneke	0-0	0-0	0-0	0	0	0	0	0	0	0	0	0 1
24	HARVEY, Jazzmyn	1-1	0-0	0-0	0	0	0	3	2	1	1	0	0 12
TEAM				3		3							
Totals.....		21-54	5-8	16-25	15	24	39	25	63	16	15	3	6 200

Officials: Dave Stewart (R), Jeff Cross (U), Kim Hobbs (U)

Technical fouls: Auburn-None. Chicago State-None.

Attendance: 325

Score by Periods	1st	2nd	Total
Auburn	24	43	67
Chicago State	32	31	63

CHICAGO - Freshman Tyrese Tanner scored 13 of her team-high 15 points in the second half, leading an Auburn rally for a 67-63 win at Chicago State.

She scored seven-straight points for the Tigers late in the game, including the 3-pointer that put Auburn up for good. Tanner set a new career high with her 15 points. She was 4-of-6 from the field, including a 3-pointer, and made all six of her free-throw attempts - many coming in crucial times down the stretch.

The game was the final for Auburn before the team breaks for the Holidays. It capped off an eight-day, three-game road trip for the Tigers.

Auburn took an early 7-2 lead, but saw it slip away after a pair of Cougar 3-pointers. Chicago State would go on to lead most of the first half, capping it off with a Tressa Beckel jumper with 14 seconds remaining that gave CSU its largest lead of the game at 32-24.

The Tigers responded early in the second half, opening up with an 8-2 run to cut the Cougar lead to two. Chicago State would build its lead back up to six with 6:28 left in the game, but Tanner sparked an Auburn charge that would have the Tigers out-scoring CSU 22-12 in the final minutes.

Auburn finished the game 21-of-32 from the free throw and was 11-of-13 in the final 52 seconds of the game.

Morgan Toles scored 14 points followed by Blanche Alverson with 13. Jordan Greenleaf led Auburn on the boards with 12.

Game 12: Dec. 28, 2010
Auburn 84, Alabama A&M 45
Auburn Arena
Auburn, Ala.

Official Basketball Box Score -- Game Totals -- Final Statistics
 Alabama A&M vs Auburn
 12-28-10 6 p.m. at Auburn, Ala. -- Auburn Arena

VISITORS: Alabama A&M (4-6)

#	Player	fg-fga	3fg-fga	ft-fa	rebounds		pf	tp	a	to	blk	s	min
					of	de							
34	MILLER, Shaurice*	1-2	0-0	0-0	0	2	2	1	2	0	3	0	0 18
55	ROBERTSON, Na'Dra*	1-1	0-0	0-0	0	0	0	1	2	1	0	0	0 9
05	STRICKLAND, Britney*	3-8	0-2	2-3	1	2	3	1	8	2	5	0	1 24
14	WATKINS, Nesfayia*	1-3	0-0	0-0	1	2	3	3	2	0	0	0	2 16
23	TOBAR, Whiquitta*	1-10	0-2	6-9	0	5	5	3	8	3	9	0	3 30
03	STRICKLAND, Alyssa	1-4	0-1	1-2	1	0	1	1	3	1	1	0	1 20
20	STOVER, Chasity	1-3	0-0	0-0	0	1	1	1	2	1	4	0	0 16
22	MARSHALL, Chelsea	0-2	0-1	0-0	0	1	1	1	0	0	0	0	0 12
24	SANDERS, Jasmine	0-1	0-0	0-0	0	1	1	1	0	0	1	0	0 4
25	O'NEAL, Danielle	0-2	0-0	0-0	1	1	2	1	0	0	6	0	1 13
32	MOORE, Clarissa	1-4	0-1	2-2	1	1	2	0	4	0	0	0	0 12
33	WILLIAMS, Gabrielle	5-12	0-0	4-5	4	0	4	3	14	1	0	1	2 23
50	BRANTLEY, Renee	0-0	0-0	0-0	0	1	1	0	0	0	0	0	0 3
TEAM				3		2	5						
Totals.....		15-52	0-7	15-21	12	19	31	17	45	9	29	1	9 200

HOME: Auburn (6-6)

#	Player	fg-fga	3fg-fga	ft-fa	of	de	tot	pf	tp	a	to	blk	s	min
14	Alverson, Blanche*	6-10	2-6	0-0	1	6	7	1	14	1	1	3	0	23
21	Greenleaf, Jordan*	6-7	0-0	3-3	4	1	5	1	15	0	2	3	3	18
01	Toles, Morgan*	5-9	0-0	1-3	2	5	7	1	11	6	0	0	3	26
04	Simmons, Parrisha*	2-5	0-0	1-1	2	1	3	1	5	2	1	0	3	15
05	Smalley, Alli*	5-14	0-2	2-3	1	4	5	1	12	2	2	0	1	21
02	Jennings, Morgan	1-1	0-0	4-4	1	0	1	1	6	1	2	0	4	18
11	Strain, Courtney	0-7	0-1	0-0	0	1	1	0	0	1	0	0	0	13
20	West, Pascale	0-0	0-0	0-0	0	0	0	1	0	1	4	0	0	8
23	Hilliard, Chantel	5-7	0-0	2-2	0	5	5	2	12	1	2	1	1	17
25	Williams, Jassany	1-2	0-0	3-4	2	6	2	5	0	2	0	0	0	11
23	Tanner, Tyrese	0-2	0-1	0-0	1	2	3	4	0	1	5	1	3	17
34	Davis, Peyton	2-6	0-0	0-0	1	1	2	2	4	1	0	0	0	13
TEAM						2	2	4						
TOTALS.....		33-70	2-10	16-20	19	30	49	17	84	17	21	8	18	200

Game 13: Dec. 30, 2010
Auburn 79, Jacksonville State 60
Auburn Arena
Auburn, Ala.

Official Basketball Box Score -- Game Totals -- Final Statistics
 Jacksonville State vs Auburn
 12-30-10 6 p.m. at Auburn, Ala. -- Auburn Arena

VISITORS: Jacksonville State (4-9)

#	Player	fg-fga	3fg-fga	ft-fa	rebounds		pf	tp	a	to	blk	s	min
					of	de							
20	MANNING, Brittany*	3-11	0-3	2-2	2	2	4	2	8	0	6	1	0 35
44	VAUGHN, Danielle*	4-9	0-0	2-3	7	6	13	2	10	1	3	0	1 35
25	WILEY, Brittany*	8-15	4-6	0-0	1	6	7	0	20	1	2	0	3 39
02	BENEY, Danielle*	1-8	0-2	0-0	0	3	3	1	2	4	1	0	1 38
10	PITTS, Zenobia*	6-14	2-5	0-0	2	0	2	1	14	2	4	0	2 31
03	MCCARTHY, Amanda	1-1	0-0	0-0	0	0	0	1	2	0	0	0	0 7
11	BROWN, Ariel	0-0	0-0	0-0	0	0	0	0	0	0	1	0	0 1
14	LANE, Destiny	1-4	0-3	0-0	0	0	0	2	2	0	2	0	0 9
21	HILL, JaDechia	0-0	0-0	0-0	0	1	1	0	0	0	0	0	0 2
23	CARMINE, Candice	1-3	0-0	0-0	0	1	1	2	2	0	0	0	0 3
TEAM				3		1	4						
Totals.....		25-65	6-19	4-5	15	20	35	12	60	8	19	1	7 200

HOME: Auburn (7-6)

#	Player	fg-fga	3fg-fga	ft-fa	rebounds		pf	tp	a	to	blk	s	min
					of	de							
14	Alverson, Blanche*	7-15	3-8	0-0	2	6	8	0	17	0	1	2	1 26
21	Greenleaf, Jordan*	7-12	0-0	1-1	3	3	6	2	15	1	0	1	2 24
01	Toles, Morgan*	5-6	0-0	0-0	1	1	2	1	10	10	1	0	1 31
04	Simmons, Parrisha*	1-3	0-0	0-0	1	2	0	2	2	1	1	1	1 16
05	Smalley, Alli*	5-12	1-6	0-0	0	2	2	11	5	1	0	4	3 31
02	Jennings, Morgan	0-1	0-0	0-0	0	1	1	0	2	0	0	0	0 8
11	Strain, Courtney	0-1	0-0	0-0	0	0	0	1	0	0	1	0	1 3
23	Hilliard, Chantel	2-3	0-0	0-0	2	2	4	0	4	0	2	0	1 13
25	Williams, Jassany	2-4	0-0	3-4	3	5	8	2	7	1	4	2	1 20
32	Tanner, Tyrese	4-8	0-1	3-4	0	4	4	3	11	2	3	1	1 19
34	Davis, Peyton	1-2	0-0	0-0	0	0	0	2	0	1	0	1	0 9
TEAM				1		1							
Totals.....		34-67	4-15	7-9	13	25	38	12	79	23	15	7	14 200

Officials: Charlie Hust (R), Troy Winders (U1), Reid Brackett (U2)

Technical fouls: Jacksonville State-None. Auburn-None.

Attendance: 1965

Score by Periods	1st	2nd	Total
Jacksonville State	29	31	60
Auburn	34	45	79

AUBURN - Five players scored in double figures, led by a career-high 17 from Blanche Alverson, as the Auburn women's basketball team cruised by with the 79-60 win over in-state rival Jacksonville State Dec. 30 at Auburn Arena. Sophomore point guard Morgan Toles recorded the first double-double of her career in the win with 10 points and 10 assists.

After leading by just five points at the half, the Tigers came out on a 26-9 tear to start the second half and put the game away. Inside that start was a 14-0 Auburn run that included a pair of 3-pointers from Alverson.

Alverson coupled her career-high 17 points with a career-high eight rebounds. She also tallied two blocks and a steal in the win.

Senior Jordan Greenleaf was right behind Alverson with 15 points and six rebounds. Alli Smalley and Tyrese Tanner scored 11 points each while Toles added her 10. Freshman Jassany Williams led Auburn in rebounding along with Alverson, pulling down a career-high eight with her seven points.

Toles' double-double marked the first points-assists double-double for an Auburn player since Whitney Boddie had 15 points and 10 assists vs. Ole Miss in the 2009 SEC Tournament.

The Tigers used their defense to get the win, forcing 19 Gamecock turnovers and turning them into 24 points on the other end. Auburn also snagged 14 steals in the game, led by Smalley's four.

Game 14: Jan. 2, 2011
Auburn 66, Alabama 55
Coleman Coliseum
Tuscaloosa, Ala.

Official Basketball Box Score -- Game Totals -- Final Statistics
 Auburn vs Alabama
 01-02-11 2 p.m. at Tuscaloosa, Ala. (Coleman Coliseum)

VISITORS: Auburn (8-6, 1-0 SEC)

#	Player	fg-fga	3fg-fga	ft-fa	rebounds		pf	tp	a	to	blk	s	min
					of	de							
01	Toles, Morgan*	4-8	1-1	0-0	0	3	3	2	9	5	1	0	0 38
04	Simmons, Parrisha*	0-0	0-0	1-2	0	4	4	2	1	0	1	0	0 14
05	Smalley, Alli*	5-8	2-3	0-0	0	2	2	0	12	1	3	0	3 37
14	Alverson, Blanche*	3-12	0-5	0-0	2	7	9	2	6	2	5	3	1 36
21	Greenleaf, Jordan*	8-16	0-0	3-4	4	5	9	3	19	3	4	1	0 32
02	Jennings, Morgan	0-0	0-0	0-0	0	1	1	0	0	0	0	0	0 3
23	Hilliard, Chantel	1-1	0-0	0-0	0	2	2	0	2	0	3	0	0 4
25	Williams, Jassany	1-3	0-0	0-2	0	2	2	1	2	0	0	0	0 10
32	Tanner, Tyrese	5-11	0-1	5-6	2	4	6	3	15	0	2	1	0 26
TEAM				3		4	7						
Totals.....		27-59	3-10	9-14	11	34	45	13	66	11	21	5	4 200

HOME: Alabama (11-3, 0-1 SEC)

#	Player	fg-fga	3fg-fga	ft-fa	rebounds		pf	tp	a	to	blk	s	min
					of	de							
10	King, LaToya*	0-1	0-0	0-0	0	1	1	2	0	3	4	0	1 24
21	Jenkins, Tierney*	12-21	0-0	7-10	9	6	15	2	31	1	0	1	5 38
23	Russell, Ericka*	0-14	0-9	0-0	2	1	3	2	0	2	2	0	0 34
31	Hancock, Katie*	0-3	0-1	3-4	3	0	3	1	3	2	1	0	0 16
40	Horn, Kaneisha*	3-8	0-0	2-2	1	10	11	5	8	0	3	1	2 31
03	Robinson, Jasmine	0-11	0-3	0-0	0	0	0	0	0	0	3	0	0 22
05	Farmer, Caliscia	1-2	0-0	0-0	0	0	0	1	2	0	0	0	0 3
12	Myers, Shafontaye	3-7	3-7	0-0	0	1	1	9	0	0	0	0	0 9
20	Raffington, Varisia	0-1	0-0	0-0	0	1	1	1	0	0	0	0	0 5
22	Lee, Kristin	0-0	0-0	0-0	1	0	1	0	0	1	3	0	0 9
30	McCoy, Carmen	0-0	0-0	0-0	0	1	1	0	0	0	0	0	0 1
32	MITCHEM, Alicia	1-3	0-0	0-0	1	2	3	0	2	0	1	0	0 8
TEAM				2		2							
Totals.....		20-71	3-20	12-16	19	23	42	15	55	12	14	2	8 200

Officials: Dee Kantner, Joe Cunningham, Ed Sidlasky

Technical fouls: Auburn-None. Alabama-None.

Attendance: 2906

Score by Periods	1st	2nd	Total
Auburn	28	38	66
Alabama	25	30	55

TUSCALOOSA, Ala. - The Tigers held Alabama without a field goal for more than 10 minutes in the second half, building up an 18-point lead that would help the Auburn women's basketball team hold on for the 66-55 win against the Crimson Tide in the teams' Southeastern Conference opener.

Senior Jordan Greenleaf scored a career-high 19 points along with nine rebounds in the win. Freshman Tyrese Tanner tied her career high with 15 points, scoring Auburn's final four points at the free throw line to preserve the win.

The teams traded the lead in the first half with neither team leading by more than four points. After Alabama's Tierney Jenkins hit a free throw to tie the game with 10 seconds left in the first half, but Auburn found senior Alli Smalley open for a 3-pointer as the buzzer sounded for a 28-25 halftime lead.

The Tigers were able to build their lead to seven early in the second half when a Jenkins jumper cut it to five with 17:04 remaining. That would be the last field goal for the Crimson Tide for more than 10 minutes as Auburn rallied off an 18-7 run for a 53-39 lead with 6:32 remaining. The Tigers led by as many as 18 points during the run.

Alabama would come back, cutting the Auburn lead to as few as six points with 1:20 left in the game. But, a 3-pointer with 47 seconds left as the shot clock was running out from Toles and four free throws from Tanner sealed the 66-55 Tiger win.

Game 15: Jan. 6, 2011
Auburn 73, Florida 56
Auburn Arena
Auburn, Ala.

Official Basketball Box Score -- Game Totals -- Final Statistics
 Florida vs Auburn
 01-06-11 6 p.m. at Auburn, Ala. -- Auburn Arena

VISITORS: Florida (11-5, 1-1 SEC)

#	Player	fg-fga	3fg-fga	ft-fa	rebounds		pf	tp	a	to	blk	s	min
					of	de							
14	Madu, Ndidi*	3-6	0-0	0-0	1	0	1	3	6	2	3	0	0 22
13	Stewart, Azania*	3-6	0-0	1-1	3	2	5	4	7	0	2	1	0 19
03	Bartley, Lanita*	1-4	0-1	3-4	2	0	2	4	5	2	2	0	2 22
10	Bonds, Jaterro*	3-9	1-4	2-2	1	1	2	2	9	4	4	0	1 34
33	Jones, Jordan*	3-8	2-4	0-0	0	2	2	1	8	0	0	0	3 31
12	Allen, Deana	2-5	2-2	1-3	0	1	1	1	7	2	1	0	2 19
23	Shine, Brittany	1-4	0-0	0-0	0	1	1	1	2	1	1	0	1 13
24	Young, Deoundra	1-3	0-0	0-0	0	3	3	1	2	2	0	0	0 21
31	Svete, Lily	0-0	0-0	0-0	0	0	1	0	0	0	0	0	0 2
32	George, Jennifer	5-8	0-0	0-0	2	2	4	3	10	0	4	0	1 17
TEAM				1		3	4						
Totals.....		22-53	5-11	7-10	10	15	25	21	56	13	17	1	10 200

HOME: Auburn (9-6, 2-0 SEC)

#	Player	fg-fga	3fg-fga	ft-fa	rebounds									
					of	de	tot	pf	tp	a	to	blk	s	min
14	Alverson, Blanche*	6-12	3-5	0-0	1	3	4	3	15	0	1	0	2	26
21	Greenleaf, Jordan*	4-7	0-0	3-4	3	2	5	2	11	1	2	2	2	39
01	Toles, Morgan*	2-6	0-0	0-2	2	5	7	0	4	7	3	1	1	33
04	Simmons, Parrisha*	2-3	0-0	2-2	1	2	1	6	1	1	0	0	18	
05	Smalley, Alli*	4-9	1-2	1-2	1	3	4	2	10	4	2	0	1	33
02	Jennings, Morgan	0-3	0-0	0-0	0	0	1	0	0	2	0	1	7	
23	Hilliard, Chantel	5-7	0-0	7-8	2	3	5	2	17	0	2	0	0	22
25	Williams, Jassany	0-0	0-0	3-4	0	4	4	1	3	0	1	0	1	11
32	Tanner, Tyrese	2-3	1-1	2-2	0	1	1	1	7	3	1	1	1	1
TEAM					1	1	2							
Totals.....		25-50	5-8	18-24	11	23	34	13	73	16	15	4	9	200

Game 16: Jan. 9, 2011
Auburn 59, Vanderbilt 67
Memorial Gymnasium
Nashville, Tenn.

Official Basketball Box Score -- Game Totals -- Final Statistics

Auburn vs Vanderbilt

01-09-11 2 p.m. at Nashville, Tenn. (Memorial Gym)

VISITORS: Auburn (9-7, 2-1 SEC)

#	Player	fg-fga	3fg-fga	ft-fa	of	de	tot	pf	tp	a	to	blk	s	min
14	Alverson, Blanche*	5-11	1-6	1-2	1	2	3	2	12	0	1	0	1	31
21	Greenleaf, Jordan*	3-8	0-0	2-2	3	2	5	5	8	1	2	0	2	33
01	Toles, Morgan*	3-10	0-0	0-0	1	1	2	2	6	7	4	0	1	26
04	Simmons, Parrisha*	1-2	0-0	0-0	3	1	4	1	2	1	0	0	0	13
05	Smalley, Alli*	3-11	2-6	2-2	1	1	2	4	10	0	3	0	3	30
02	Jennings, Morgan	1-3	0-0	0-0	0	2	2	0	2	2	1	0	2	13
23	Hilliard, Chantel	2-4	0-0	1-3	2	2	4	1	5	0	2	0	0	13
25	Williams, Jassany	2-3	0-0	0-0	1	0	1	0	4	0	1	0	0	10
32	Tanner, Tyrese	1-7	0-2	2-2	0	1	1	1	4	1	2	2	0	16
34	Davis, Peyton	2-4	0-0	2-2	5	2	7	3	6	1	0	1	2	15
TEAM						3		2		5		1		
Totals.....		23-63	3-14	10-13	20	16	36	19	59	13	17	3	11	200

HOME: Vanderbilt (11-5, 2-1 SEC)

#	Player	fg-fga	3fg-fga	ft-fa	of	de	tot	pf	tp	a	to	blk	s	min
12	COLEMAN, Jordan*	0-0	0-0	0-0	1	2	3	3	0	0	1	0	2	11
15	TUOMI, Hannah*	8-14	0-0	6-6	4	1	5	4	22	0	1	1	0	35
11	LISTER, Jasmine*	4-10	0-3	0-0	2	4	6	2	8	6	3	0	0	36
22	RHOADS, Jence*	6-13	0-0	4-7	4	4	8	4	16	3	6	0	1	29
32	SMITH, Gabby*	1-1	1-1	0-0	0	1	1	0	3	3	2	0	1	22
04	PULEQ, Angela	3-7	2-5	0-0	0	2	2	0	8	1	3	0	0	33
21	HOLZER, Stephanie	4-5	0-0	1-3	1	7	8	4	9	0	3	2	4	26
30	BROWN, Elan	0-0	0-0	0-0	0	0	0	0	0	0	0	0	0	3
34	CLARKE, Tiffany	0-0	0-0	1-2	0	2	2	1	1	1	0	2	0	5
TEAM						1		1		1				
Totals.....		26-50	3-9	12-18	13	23	36	18	67	14	20	5	8	200

Officials: Tina Napier, Wesley Dean, Roy Gulbeyan

Technical fouls: Auburn-None. Vanderbilt-None.

Attendance: 4146

Score by Periods	1st	2nd	Total
Auburn	22	37	59
Vanderbilt	29	38	67

NASHVILLE - Auburn battled from behind to tie Vanderbilt, 33-33, early in the second half, but a 17-4 Commodore run stifled a Tiger comeback as Vanderbilt went on to take the 67-59 victory on Jan. 9.

Sophomore Blanche Alverson led Auburn with 12 points, including six-straight to tie the game in the first five minutes of the second half. Senior Alli Smalley followed with 10 while freshman Peyton Davis led the Tigers in rebounding with seven boards along with her six points.

Vanderbilt took an early 10-2 lead in the game, but Auburn bounced back and trailed by just two points, 24-22, with a minute left in the first half. The Commodores didn't slow down in the final minute, scoring seven points on a Gabby Smith 3-pointer and a Hannah Tuomi jumper to take a 29-22 lead into the lockerroom.

Down seven to start the second half, it was Alverson that led the Auburn charge as she scored six points in an 11-4 Tiger run that tied the game at 33-33. Vanderbilt came back, though, with a 17-4 run that made use of six Tiger turnovers to build its lead to 13 at 50-37.

Vanderbilt would go on to lead by as many as 17 points before Auburn mounted its final push. After the Commodores took a 57-40, Auburn answered by out-scoring VU 22-17 in the final 9:07, cutting the lead to as few as five points with a minute left in the game.

Tuomi led Vanderbilt with 22 points, followed by Jence Rhoads with 16 and Stephanie Holzer with nine. Holzer and Rhoads also led the Commodores in rebounding with a game-highs of eight.

Game 17: Jan. 13, 2011
Auburn 85, Ole Miss 73
Auburn Arena
Auburn, Ala.

Official Basketball Box Score -- Game Totals -- Final Statistics

Ole Miss vs Auburn

01-13-11 6 p.m. at Auburn, Ala. -- Auburn Arena

VISITORS: Ole Miss (8-7, 1-2 SEC)

#	Player	fg-fga	3fg-fga	ft-fa	of	de	tot	pf	tp	a	to	blk	s	min
22	Byrd, Nikki*	1-3	0-1	0-0	0	3	3	1	2	0	1	1	0	15
25	Marbra, Courtney*	3-7	0-0	2-4	3	0	3	2	8	0	1	0	1	30
03	McFarland, Valencia*	2-7	0-2	2-2	0	3	3	2	6	10	4	0	2	36
20	Melson, Kayla*	11-16	0-0	7-8	1	1	2	3	29	4	4	0	1	40
23	Laws, LaToSha*	0-2	0-0	1-2	1	1	2	1	1	1	3	0	1	14
01	Nelson, Shae	7-9	7-9	0-0	0	3	3	21	0	1	0	0	0	30
05	Trotter, Jasmine	0-0	0-0	0-0	0	0	0	0	0	0	0	0	0	1
11	Jenkins, Kenya	0-0	0-0	0-0	0	0	0	0	0	0	0	0	0	1
14	McFerrin, Maggie	0-0	0-0	0-0	0	0	0	0	0	0	0	0	0	2
15	Hope, Po'Sonna	3-6	0-0	0-0	1	3	4	5	6	0	4	0	1	27
42	Slusher, Tori	0-1	0-1	0-0	0	0	0	0	0	0	0	0	0	4
TM						2		2		4				
Totals.....		27-51	7-13	12-16	8	16	24	17	73	15	18	1	6	200

HOME: Auburn (10-7, 3-1 SEC)

#	Player	fg-fga	3fg-fga	ft-fa	of	de	tot	pf	tp	a	to	blk	s	min
14	Alverson, Blanche*	11-17	5-8	0-0	1	3	4	1	27	1	0	0	3	34
21	Greenleaf, Jordan*	5-7	0-0	5-7	1	2	3	1	15	3	0	0	4	33
01	Toles, Morgan*	5-9	0-0	2-2	0	5	5	1	12	8	2	0	0	31
04	Simmons, Parrisha*	1-6	0-0	1-4	6	1	7	2	3	3	1	0	1	21
05	Smalley, Alli*	2-7	2-5	0-0	1	4	5	3	6	3	3	1	0	26
02	Jennings, Morgan	2-5	0-0	0-0	0	0	0	0	4	1	1	0	0	10
11	Strain, Courtney	2-4	0-2	1-2	1	0	1	1	5	0	0	0	0	7
22	Glymph, Camille	1-2	0-1	2-2	0	0	0	2	4	0	1	0	1	7
23	Hilliard, Chantel	1-2	0-0	2-2	1	0	1	0	4	0	0	0	1	9
25	Williams, Jassany	0-1	0-0	2-2	3	0	3	2	0	3	1	3	1	14
32	Tanner, Tyrese	1-2	0-1	1-2	2	1	3	1	3	1	1	0	0	8
TEAM						2		2						
Totals.....		31-62	7-17	16-23	16	18	34	15	85	20	12	2	13	200

Officials: Scott Yarbrough, Bonita Spence, Metta Roberts

Technical fouls: Ole Miss-None. Auburn-None.

Attendance: 2277

Score by Periods	1st	2nd	Total
Ole Miss	33	40	73
Auburn	36	49	85

AUBURN - Blanche Alverson's career-high 27 points carried Auburn to its 10th win of the season as the Tigers defeated Ole Miss, 85-73, Jan. 13 at the Auburn Arena. The sophomore shot 11-for-17 from the floor, including a career-high five 3-pointers.

The Tigers started out slow in the opening half as Ole Miss capitalized off of eight Auburn turnovers, leading to 12 of the Rebels 33 first-half points. Down one with 3:18 to play, an Alverson jumper gave the Tigers momentum and Auburn outscored Ole Miss 6-2 in the remainder of the half to take a three-point lead going into the locker room.

After trailing by as many as seven points in the first half, the Tigers closed out the period on a 21-11 run. Alverson's hot hand carried the Tigers through the first 20 minutes, as she went 7-for-11 from the floor with two 3-pointers and 16 total points.

Ole Miss would never lead again as Auburn opened the second half on a 13-3 run to take a 13-point lead less than four minutes into the half. The Tigers would go on to lead by as many as 15 points, but was never able to pull away as Ole Miss' Kayla Melson scored 21 of her game-high 29 points in the second half to keep the Rebels around.

Morgan Toles had eight assists and went 5-for-9 from the floor for 12 points, adding five rebounds. Jordan Greenleaf added 15 points with three assists and four steals. Junior Parrisha Simmons led the Tigers in rebounding with a game-high seven.

Game 18: Jan. 16, 2011
Auburn 65, LSU 53
Auburn Arena
Auburn, Ala.

Official Basketball Box Score -- Game Totals -- Final Statistics

LSU vs Auburn

01-16-11 2 p.m. at Auburn, Ala. -- Auburn Arena

VISITORS: LSU (12-7, 2-3 SEC)

#	Player	fg-fga	3fg-fga	ft-fa	of	de	tot	pf	tp	a	to	blk	s	min
35	TURNBOW, Taylor*	1-5	0-0	0-0	2	0	2	0	2	0	0	0	0	18
55	BARRETT, LaSondra*	2-6	0-0	5-6	1	7	8	0	9	0	2	0	0	21
01	GRAHAM, Katherine*	3-6	0-0	2-2	0	3	3	1	8	3	3	0	0	23
10	WEBB, Adrienne*	4-7	1-3	2-2	0	3	3	2	11	0	3	0	0	31
20	HUGHES, Destini*	1-4	0-2	1-3	0	5	5	1	3	2	2	0	0	23
05	KENNEY, Jeanne	2-8	1-6	0-0	0	2	2	3	5	3	1	0	1	23
15	LUTLEY, Bianca	2-4	0-0	0-0	0	0	1	4	1	4	4	0	0	17
22	JONES, Courtney	1-7	0-1	0-0	3	1	4	0	2	2	2	1	1	22
23	McKINNEY, Shaneca	0-0	0-0	0-0	0	2	2	1	0	0	1	1	0	6
24	PLAISANCE, Theresa	3-3	1-1	0-0	0	2	2	0	7	0	0	0	0	5
25	BLACK, Swayze	0-2	0-0	2-3	1	2	3	2	2	0	2	0	0	11
TEAM						2		1		3				
Totals.....		19-52	3-13	12-16	9	28	37	11	53	11	20	2	3	200

HOME: Auburn (11-7, 4-1 SEC)

#	Player	fg-fga	3fg-fga	ft-fa	of	de	tot	pf	tp	a	to	blk	s
---	--------	--------	---------	-------	----	----	-----	----	----	---	----	-----	---

Game 19: Jan. 20, 2011
Auburn 45, Mississippi State 41
Humphrey Coliseum
Starkville, Miss.

Official Basketball Box Score -- Game Totals -- Final Statistics
 Auburn vs Mississippi State
 01-20-11 7 p.m. at Starkville, Miss. (Humphrey Coliseum)

VISITORS: Auburn (12-7, 5-1 SEC)

#	Player	rebounds										pf	tp	a	to	blk	s	min
		fg	fga	ft	fta	of	de	tot	pf	tp	a							
14	Alverson, Blanche*	3-10	2-6	3-4	0	2	2	2	11	0	2	1	0	33				
21	Greenleaf, Jordan*	2-9	0-0	0-2	6	4	10	2	4	3	3	2	2	36				
01	Toles, Morgan*	4-12	0-0	0-1	0	5	5	0	8	3	2	0	2	33				
04	Simmons, Parrisha*	0-0	0-0	0-2	0	3	3	1	0	0	2	0	0	10				
05	Smalley, Alli*	4-8	1-2	2-2	1	4	5	1	11	5	5	0	4	37				
02	Jennings, Morgan	0-1	0-0	0-0	1	0	1	0	0	0	0	0	0	7				
23	Hilliard, Chantel	3-5	0-0	1-2	2	4	6	3	7	0	1	1	0	27				
25	Williams, Jassany	1-2	0-0	0-0	0	1	1	2	0	0	0	1	0	5				
32	Tanner, Tyrese	0-3	0-0	0-0	0	0	0	0	0	0	0	0	0	9				
34	Davis, Peyton	0-0	0-0	2-2	0	0	0	0	2	0	1	0	0	2				
35	Glymph, Camille	0-0	0-0	0-0	0	0	0	0	0	0	1	0	0	1				
TEAM		1 1 2																
Totals.....		17-50	3-8	8-15	11	24	35	10	45	11	17	5	8	200				

HOME: Mississippi State (8-9, 0-5 SEC)

#	Player	rebounds										pf	tp	a	to	blk	s	min
		fg	fga	ft	fta	of	de	tot	pf	tp	a							
25	Ashley Brown*	1-6	0-0	1-2	7	8	15	1	3	0	2	1	3	35				
33	Mary Kathryn Govers*	1-9	0-2	0-0	1	2	3	4	2	1	2	0	1	28				
03	Diamber Johnson*	3-13	0-6	0-0	0	0	0	2	6	3	7	0	0	33				
04	Porsha Porter*	5-12	0-3	0-0	4	4	8	2	10	0	1	0	1	30				
34	Catrina Bett*	7-16	0-0	1-3	1	7	8	1	15	0	3	3	1	37				
01	Danielle Rector	0-1	0-0	0-0	0	1	1	0	0	0	0	0	0	3				
02	Dorriel Gaynor	2-5	1-3	0-0	4	0	4	3	5	3	4	0	0	22				
11	Katia May	0-0	0-0	0-0	0	0	0	0	0	0	0	0	0	6				
15	Brittany Young	0-0	0-0	0-0	0	0	0	0	0	0	0	0	0	7				
TEAM		3 4 7																
Totals.....		19-62	1-14	2-5	20	26	46	13	41	7	20	4	6	200				

Officials: Denise Brooks, Lawson Newton, Jules Gallien
 Technical fouls: Auburn-None. Mississippi State-None.
 Attendance: 850
 Score by Periods

	1st	2nd	Total
Auburn	16	29	45
Mississippi State	22	19	41

STARKVILLE, Miss. - After trailing by six points at the half, Auburn's second-half defense kept the Tigers in the game as they defeated Mississippi State, 45-41, in Starkville, Miss., on Jan. 20. The win marked Auburn's fifth conference win of the season, tying last season's SEC total.

Alli Smalley and Blanche Alverson led the Tigers with 11 points each in the win. Jordan Greenleaf led the Auburn rebounding effort with 10.

The Tigers struggled offensively throughout the night, especially in the first half as they went into the locker room down six, having scored just 16 points on 6-of-29 shooting from the floor.

The Tigers caught a spark in the second half and relied on defense to get the job done. Auburn held Mississippi State to just two field goals in the last 7:35 of the game, both coming with less than 20 seconds left.

Smalley found a rhythm in the second half and was able to score 11 points for the Tigers, in addition to five rebounds, five assists and four steals. Mississippi native Chantel Hilliard also stepped up in the second half, scoring four of her seven points off the bench in the period. She also finished the game with six rebounds and a blocked shot.

Leading by just two points with less than 30 seconds left in the game, Smalley pulled up on the right side of the floor for her lone 3-pointer of the night, giving the Tigers a 42-37 lead. A pair of Smalley rebounds on the other end of the floor helped secure the win.

Game 20: Jan. 23, 2011
Auburn 53, #5/6 Tennessee 73
Auburn Arena
Auburn, Ala.

Official Basketball Box Score -- Game Totals -- Final Statistics
 Tennessee vs Auburn
 01-23-11 2 p.m. at Auburn, Ala. -- Auburn Arena

VISITORS: Tennessee (19-2, 7-0 SEC)

#	Player	rebounds										pf	tp	a	to	blk	s	min
		fg	fga	ft	fta	of	de	tot	pf	tp	a							
05	BJORLUND, Angie*	3-6	1-3	0-0	1	0	1	3	7	3	1	1	1	25				
40	STRICKLEN, Shekinna*	8-14	2-4	0-0	3	3	6	0	18	0	1	0	2	33				
52	CAIN, Kelley*	3-7	0-0	3-4	5	7	12	0	9	3	2	3	3	22				
10	SIMMONS, Meighan*	1-8	1-4	2-2	0	4	4	2	5	3	4	0	0	24				
13	SPANI, Taber*	3-8	2-4	0-0	1	2	3	2	8	1	2	0	2	18				
01	BASS, Briana	0-0	0-0	0-0	0	0	0	0	0	0	1	0	0	3				
04	WILLIAMS, Kamiko	0-4	0-1	1-2	1	2	3	0	1	4	2	0	1	20				
12	AVANT, Lauren	0-1	0-0	0-0	1	0	1	0	1	0	0	1	0	5				
15	MANNING, Alicia	0-0	0-0	0-0	0	0	0	0	2	0	0	1	0	6				
20	SMALLBONE, Sydney	0-0	0-0	0-0	0	0	0	0	0	0	0	0	0	1				
21	BAUGH, Vicki	3-4	0-0	3-4	2	0	2	1	9	0	1	0	0	7				
25	JOHNSON, Glory	7-12	0-0	2-2	4	9	13	1	16	0	2	2	1	26				
33	BREWER, Alyssia	0-1	0-0	0-0	0	3	3	1	0	0	1	1	0	9				
TEAM		1 1																
Totals.....		28-65	6-16	11-14	18	31	49	13	73	14	19	7	12	200				

HOME: Auburn (12-8, 5-2 SEC)

#	Player	rebounds										pf	tp	a	to	blk	s	min
		fg	fga	ft	fta	of	de	tot	pf	tp	a							
14	Alverson, Blanche*	3-11	3-9	0-0	1	0	1	2	9	1	3	0	2	29				
21	Greenleaf, Jordan*	4-14	0-0	2-2	3	6	9	2	10	2	2	0	1	31				
01	Toles, Morgan*	6-13	0-0	1-1	0	1	1	0	13	7	3	0	1	29				
04	Simmons, Parrisha*	1-1	0-0	0-0	2	0	2	2	2	2	0	0	0	13				
05	Smalley, Alli*	6-14	1-4	0-0	0	3	3	2	13	2	3	0	2	38				
02	Jennings, Morgan	0-0	0-0	0-0	0	1	1	0	0	0	1	0	0	5				
22	Glymph, Camille	0-1	0-1	0-0	0	0	0	0	1	3	0	0	0	7				
23	Hilliard, Chantel	0-0	0-0	0-0	0	0	0	0	1	0	2	0	0	2				
25	Williams, Jassany	1-2	0-0	0-1	2	2	4	1	2	0	1	0	1	17				
32	Tanner, Tyrese	2-9	0-5	0-0	2	1	3	0	4	0	2	1	1	16				
34	Davis, Peyton	0-2	0-0	0-1	0	0	0	3	0	0	0	0	0	13				
TEAM		4 5 9																
Totals.....		23-67	4-19	3-5	14	19	33	13	53	15	20	1	8	200				

Officials: Lisa Mattingly (R), Jesse Dickerson (U1), Dock Sisk (U2)
 Technical fouls: Tennessee-None. Auburn-None.
 Attendance: 7536
 Score by Periods

	1st	2nd	Total
Tennessee	34	39	73
Auburn	19	34	53

AUBURN - Senior Alli Smalley and sophomore Morgan Toles led the Auburn women's basketball team with 13 points each as the Tigers fell to fifth-ranked Tennessee Jan. 23 in the Auburn Arena. A season-high crowd of 7,536 came out for the game, marking the third-largest crowd, men or women, in the new Arena.

The Lady Vols led by 20 early in the second half, but Auburn was able to chip away at the lead and cut it to 10 after a Blanche Alverson 3-pointer with 10:25 left in the game. Tennessee was able to hold off the Tiger run and went on to lead by as many as 25 late in the game before Auburn cut it back to 20 for the final, 73-53.

Senior Jordan Greenleaf led Auburn in rebounding with nine boards. She also scored 10 points in the game. Toles dished out a game-high seven assists along with her 13 points.

The Tigers shot 34.3 percent (23-of-67) from the field and just 21.1 percent (4-of-19) from 3-point range. Auburn also lost the rebounding battle, 49-34, but was able to score 13 points off Tennessee's 19 turnovers.

Shekinna Stricklen scored a game-high 18 points, leading Tennessee to the win. Glory Johnson grabbed a double-double with 16 points and 13 rebounds while Kelley Cain added nine points with 12 boards.

The Lady Vols shot 43.1 percent (28-of-65) from the field and 37.5 percent (6-of-16) from 3-point range.

Game 21: Jan. 30, 2011
Auburn 54, South Carolina 47
Auburn Arena
Auburn, Ala.

Official Basketball Box Score -- Game Totals -- Final Statistics
 South Carolina vs Auburn
 01-30-11 2 p.m. at Auburn, Ala. -- Auburn Arena

VISITORS: South Carolina (12-10, 4-5 SEC)

#	Player	fg	fga	3fg	3fga	ft	fta	of	de	tot	pf	tp	a	to	blk	s	min
03	WALKER, Ieasia*	5-16	2-4	0-3	1	5	6	4	12	0	3	0	3	34			
11	SUTTON, La'Keisha*	1-6	0-0	0-0	1	2	3	5	2	4	4	0	1	30			
22	NEWTON, Courtney*	2-5	0-3	1-2	1	2	3	1	5	1	0	0	1	30			
31	NAINIMA, Valerie*	1-4	0-3	0-0	0	1	1	1	1	2	2	2	0	1	24		
52	MAY, Jewel*	1-3	0-0	0-0	2	2	4	3	2	0	2	1	0	17			
01	WILSON, Ebony	0-0	0-0	0-0	1	0	1	0	0	0	0	0	0	2			
04	KENNEDY, Samone	0-1	0-1	0-0	0	0	0	0	0	0	0	2	0	8			
05	GRANT, Markeshia	2-9	2-4	2-2	1	4	5	3	8	1	1	0	1	25			
12	STEPHENS, Charenee	0-1	0-0	1-2	0	1	1	1	1	0	2	0	0	8			
21	BRUNER, Ashley	7-14	0-0	1-4	4	4	8	3	15	2	2	1	0	22			
TEAM		5 5 10															
Totals.....		19-59	4-15	5-13	16	26	42	21	47	10	18	2	7	200			

Game 22: Feb. 3, 2011
Auburn 38, #16/18 Kentucky 69
Memorial Coliseum
Lexington, Ky.

Official Basketball Box Score -- Game Totals -- Final Statistics
 Auburn vs Kentucky
 02-03-11 7 p.m. at Lexington, Ky. (Memorial Coliseum)

VISITORS: Auburn (13-9, 6-3 SEC)

#	Player	fg-fga	3fg-fga	ft-fa	rebounds		pf	tp	a	to	blk	s	min
					of	de							
14	Alverson, Blanche*	5-11	2-5	0-0	0	4	4	1	12	0	4	1	0 30
21	Greenleaf, Jordan*	2-8	0-0	2-2	2	3	5	1	6	3	4	2	1 25
01	Toles, Morgan*	1-4	0-0	0-0	1	1	0	2	1	4	0	1	25
04	Simmons, Parrisha*	1-1	0-0	0-0	0	2	2	2	2	1	1	0	11
05	Smalley, Alli*	2-5	0-0	0-0	0	2	2	3	4	2	7	0	18
02	Jennings, Morgan	0-2	0-0	1-2	0	1	1	0	1	0	1	0	12
11	Strain, Courtney	3-7	1-2	0-0	0	1	1	1	7	0	0	0	19
20	West, Pascale	0-0	0-0	0-0	0	0	1	0	0	1	1	0	5
22	Glymph, Camille	1-5	0-1	0-0	0	2	2	0	2	1	1	0	10
23	Hilliard, Chantel	0-1	0-0	0-0	1	1	2	3	0	0	1	1	14
25	Williams, Jassany	0-0	0-0	0-0	0	1	1	3	0	0	1	0	10
32	Tanner, Tyrese	1-5	0-0	0-2	0	2	3	2	1	1	2	0	14
34	Davis, Peyton	0-0	0-0	0-0	0	1	1	2	0	1	0	0	7
TEAM					1	2	3			2			
Totals.....		16-49	3-8	3-4	6	21	27	20	38	10	28	7	3 200

HOME: Kentucky (18-4, 7-2 SEC)

#	Player	fg-fga	3fg-fga	ft-fa	rebounds		pf	tp	a	to	blk	s	min
					of	de							
34	DUNLAP, Victoria*	3-11	0-0	4-6	6	4	10	1	10	5	4	0	2 28
40	HENDERSON, Brittany*	5-9	0-0	3-7	4	3	7	1	13	0	2	0	24
01	MATHIES, A'dia*	3-10	1-3	2-2	2	2	4	2	9	2	4	1	4 31
05	MORROW, Carly*	1-5	0-4	0-0	0	3	3	0	2	0	2	0	14
32	EVANS, Kasline*	0-2	0-1	2-2	1	2	3	1	2	0	2	0	1 22
00	O'NEILL, Jennifer*	3-7	2-2	0-0	1	2	3	0	8	0	0	0	11
03	RILEY, Crystal*	1-3	0-0	0-0	0	0	1	2	4	1	0	0	9
04	SNOWDEN, Keyla*	4-7	2-3	1-2	1	2	0	1	11	1	1	0	3 15
10	PINKETT, Bernisha*	1-3	1-2	0-0	0	1	1	2	3	3	1	0	3 18
11	BARNETTE, Sarah Beth	3-3	3-3	0-0	1	3	4	3	9	0	1	1	1 15
20	CONWRIGHT, Morgan	0-2	0-0	0-0	0	1	1	1	0	1	1	0	11
31	DRAKE, Samantha	0-0	0-0	0-0	1	0	1	0	0	0	0	0	2
TEAM					1	4	5						
Totals.....		24-62	9-18	12-19	18	26	44	12	69	16	19	2	14 200

Officials: Dee Kantner, Bonita Spence, Dock Sisk
 Technical fouls: Auburn-None. Kentucky-None.
 Attendance: 6003

Score by Periods	1st	2nd	Total
Auburn	20	18	38
Kentucky	37	32	69

LEXINGTON, Ky. - The Auburn women's basketball team dropped a 69-38 decision at #16/18 Kentucky on Feb. 3. The Wildcats jumped out to an early lead, but Auburn was able to cut it to single digits before Kentucky made its push for the win.

Sophomore Blanche Alverson was the only Tiger to finish in double figures, leading the team with 12 points. Senior Jordan Greenleaf pulled down a team-high five rebounds along with her six points.

The Wildcats forced 28 Auburn turnovers, converting them into 25 points on the other end. Kentucky also won the rebounding battle, 44-27, including 18 offensive rebounds that turned into 18 second-chance points.

Kentucky opened the game with a 19-4 lead, but Auburn was able to come back and cut the lead to eight with 5:01 left. The Wildcats answered the Tigers' call, pushing the lead to 17 for a 37-20 halftime lead.

Auburn came out of the half with another run, scoring the first three field goals to cut the lead to 10 at 37-27 with 17:13 left in the game. But, a 15-2 Kentucky run put another comeback out of reach as the Wildcats took a 52-29 lead with 11:12 left in the game. Kentucky would out-score Auburn 32-18 in the second half to take the 69-38 win.

Game 23: Feb. 6, 2011
Auburn 45, Mississippi State 57
Auburn Arena
Auburn, Ala.

Official Basketball Box Score -- Game Totals -- Final Statistics
 Mississippi State vs Auburn
 02-06-11 2 p.m. at Auburn, Ala. -- Auburn Arena

VISITORS: Mississippi State (9-13, 1-9 SEC)

#	Player	fg-fga	3fg-fga	ft-fa	rebounds		pf	tp	a	to	blk	s	min
					of	de							
25	Ashley Brown*	2-4	0-0	0-0	3	1	4	3	4	0	1	0	1 23
33	Mary Kathryn Govero*	5-10	2-4	0-0	1	2	3	3	12	3	3	1	4 37
34	Catrina Bett*	3-12	0-0	0-1	4	7	11	2	6	0	3	2	0 36
03	Diambra Johnson*	3-11	1-2	2-2	0	0	0	9	6	3	2	3	36
04	Parsha Porter*	8-16	5-6	0-0	2	3	5	2	21	4	6	0	4 38
01	Danielle Rector	1-3	0-2	2-2	1	2	3	1	4	1	1	0	1 14
02	Darriel Gaynor	0-1	0-1	0-0	0	2	2	0	0	0	1	0	0 8
05	Judith Tabala	0-0	0-0	1-2	1	1	2	1	1	0	0	0	3
11	Katia May	0-1	0-0	0-0	0	0	1	0	1	0	2	0	0 4
15	Brittany Young	0-0	0-0	0-0	0	0	0	0	0	0	0	0	1
TEAM					2	6	8						
Totals.....		22-58	8-15	5-7	14	24	38	13	57	15	20	5	13 200

HOME: Auburn (13-10, 6-4 SEC)

#	Player	fg-fga	3fg-fga	ft-fa	rebounds		pf	tp	a	to	blk	s	min
					of	de							
14	Alverson, Blanche*	8-17	3-7	0-0	0	4	4	0	19	0	2	0	1 38
21	Greenleaf, Jordan*	2-4	0-0	0-0	2	3	5	1	4	2	2	0	1 32
23	Hilliard, Chantel*	4-8	0-0	4-4	2	4	6	1	12	0	1	1	2 29
01	Toles, Morgan*	0-5	0-0	0-0	0	1	1	5	0	2	4	0	1 25
04	Simmons, Parrisha*	0-1	0-0	0-0	0	1	1	0	0	2	0	2	12
02	Jennings, Morgan	0-0	0-0	0-0	0	0	0	0	0	0	1	0	0 1
05	Smalley, Alli	2-7	1-2	0-1	2	0	2	2	5	1	5	0	2 19
11	Strain, Courtney	0-0	0-0	0-0	1	1	0	0	1	1	0	0	4
22	Glymph, Camille	0-2	0-0	0-0	0	1	1	0	0	3	2	1	0 13
25	Williams, Jassany	0-1	0-0	0-0	0	3	3	0	0	0	0	0	11
32	Tanner, Tyrese	1-6	0-2	3-4	5	1	6	1	5	1	3	0	0 14
34	Davis, Peyton	0-0	0-0	0-0	0	0	0	0	0	0	0	0	2
TEAM					2	5	7						
Totals.....		17-51	4-11	7-10	13	24	37	11	45	10	23	2	9 200

Officials: Eric Brewton (R), Kelly Johnson (U1), Eric Koch (U2)
 Technical fouls: Mississippi State-None. Auburn-None.
 Attendance: 3047

Score by Periods	1st	2nd	Total
Mississippi State	29	28	57
Auburn	28	17	45

AUBURN - The Auburn women's basketball team struggled to find an offensive rhythm Feb. 6 as the Tigers fell to Mississippi State, 57-45, at Auburn Arena. Sophomore Blanche Alverson led the Tigers in scoring with 19 points while Mississippi native Chantel Hilliard scored 12 with a team-high six rebounds in her second start of the season.

Hilliard was starting in place of senior Alli Smalley, who missed the last two days of practice with an illness. Smalley still made it into the game, scoring five points with two steals off the bench. The missed start ended a 106-game consecutive start run for Smalley, the second-longest in Auburn history behind Kristen Mulligan's 118 consecutive starts.

The game was also Auburn's Pink Zone Game to bring awareness to breast cancer. The Tigers teamed with Alfa Insurance to donate \$5,000 to the Montgomery-based Joy to Life Foundation.

Coming off a tough 69-38 loss at Kentucky on Thursday, the Tigers' offensive woes continued as Auburn shot 33.3 per cent from the field, including a season-low 17 points in the second half. As a team, the Bulldogs were 22-of-58 from the field, for 38 percent, and 5-of-7 from the line. Although entering the game last in the conference for 3-point shooting, State finished the day 8-of-15 from outside the arc.

Porter led the Bulldogs with 21 points followed by Mary Kathryn Govero with 12. Catina Bett pulled down a game-high 11 rebounds with her six points.

Game 24: Feb. 10, 2011
Auburn 52, LSU 55
Pete Maravich Assembly Center
Baton Rouge, La.

Official Basketball Box Score -- Game Totals -- Final Statistics
 Auburn vs LSU
 02-10-11 7 p.m. at PMAAC (Baton Rouge, La.)

VISITORS: Auburn (13-11, 6-5 SEC)

#	Player	fg-fga	3fg-fga	ft-fa	rebounds		pf	tp	a	to	blk	s	min
					of	de							
14	Alverson, Blanche*	1-7	0-2	0-0	0	9	9	1	2	2	1	1	1 33
23	Hilliard, Chantel*	1-4	0-1	0-0	2	3	5	4	2	1	6	0	2 29
25	Williams, Jassany*	3-4	0-0	0-0	1	1	2	3	6	0	0	2	0 19
01	Toles, Morgan*	3-11	0-1	1-3	0	1	1	1	7	4	3	0	1 27
05	Smalley, Alli*	6-15	3-6	3-3	1	6	7	2	18	2	4	0	0 36
02	Jennings, Morgan	0-0	0-0	0-0	0	0	1	0	0	0	0	0	1
04	Simmons, Parrisha	0-2	0-0	0-0	3	4	7	1	0	1	1	0	0 10
11	Strain, Courtney	2-3	1-1	0-0	0	2	2	5	0	0	0	0	10
20	West, Pascale	2-2	0-0	0-0	0	1	1	4	0	2	1	0	13
22	Glymph, Camille	1-2	0-1	0-0	0	0	0	2	0	2	0	0	6
32	Tanner, Tyrese	2-6	1-2	1-2	3	1	4	5	6	1	1	0	0 13
34	Davis, Peyton	0-0	0-0	0-0	0	0	1	0	0	2	1	0	3
TEAM					3	3	6						
Totals.....		21-56	5-14	5-8	13	31	44	22	52	11	22	5	4 200

HOME: LSU (17-9, 7-5 SEC)

#	Player	fg-fga	3fg-fga	ft-fa	rebounds									s	min
					of	de	tot	pf	tp	a	to	blk			
35	TURNBOW, Taylor*	0-2	0-0	0-0	0	2	2	0	0	1	1	0	0	3 21	
55	BARRETT, LaSandra*	3-14	0-1	3-4	3	6	3	9	0	3	0	0	3	0 33	
01	GRAHAM, Katherine*	3-6	0-0	12-15	0	4	4	2	18	1	4	0	1	0 35	
03	EASON, Latear*	0-2	0-1	0-0	0	4	4	0	0	1	1	0	1	0 13	
10	WEBB, Adrienne*	3-9	2-4	2-3	0	1	1	3	10	0	0	1	1	0 28	
05	KENNEY, Jeanne	2-6	1-4	0-1	0	2	2	1	5	0	1	0	2	0 17	
15	LUTLEY, Bianca	0-1	0-1	0-0	0	0	0	0	0	1	0	0	0	0 2	
20	HUGHES, Destini	0-3	0-1	2-2	2	1	3	3	2	3	1	0	4	0 24	
22	JONES, Courtney	4-11	0-1	3-5	6	5	11	0	11	2	1	1	1	0 26	
24	PLAISANCE, Theresa	0-1	0-0	0-0	0	0	0	0	0	0	0	0	0	0 1	
TEAM					3	2	5				1				
Totals.....		15-55	3-13	22-30	14	24	38	12	55	9	13	3	13	200	

Game 25: Feb. 13, 2011
Auburn 64, Arkansas 59
Bud Walton Arena
Fayetteville, Ark.

Official Basketball Box Score -- Game Totals -- Final Statistics

Auburn vs Arkansas

02-13-11 4 p.m. at Fayetteville, Ark. (Bud Walton Arena)

VISITORS: Auburn (14-11, 7-5 SEC)

#	Player	rebounds												
		fg-fga	3fg-fga	ft-fga	of	de	tot	pf	tp	a	to	blk	s	min
14	Alverson, Blanche*	2-12	2-5	3-4	1	3	4	3	9	3	0	1	1	32
23	Hilliard, Chantel*	3-7	0-0	2-4	3	4	7	2	8	1	2	0	2	20
25	Williams, Jassony*	2-4	0-0	0-0	1	4	5	3	4	1	1	0	1	18
01	Toles, Morgan*	3-17	0-0	2-2	1	2	3	0	8	7	2	0	0	31
05	Smalley, Alli*	7-11	3-4	2-3	1	4	5	3	19	3	3	0	0	37
04	Simmons, Parrisha	0-0	0-0	0-0	1	1	2	0	0	0	0	0	0	7
11	Strain, Courtney	5-7	0-1	2-2	1	3	4	1	12	1	1	0	0	22
20	West, Pascale	0-0	0-0	0-2	0	1	1	0	0	0	0	0	0	4
32	Tanner, Tyrese	0-1	0-0	0-0	1	1	2	0	0	1	1	0	0	8
34	Davis, Peyton	2-5	0-0	0-0	3	3	6	4	4	1	3	3	0	21
TEAM						1								
Totals.....		24-64	5-10	11-17	14	26	40	17	64	18	13	5	3	200

HOME: Arkansas (16-8, 4-8 SEC)

#	Player	fg-fga	3fg-fga	ft-fga	rebounds		pf	tp	a	to	blk	s	min
					of	de							
03	TOWNSEND, Jamesha*	1-2	0-0	0-1	1	1	2	2	2	0	1	0	16
12	DANIELS, Ashley*	9-12	0-0	4-4	6	5	11	3	22	0	3	0	32
04	WATKINS, Sarah*	4-17	1-3	3-4	3	7	10	0	12	3	3	1	0 36
22	RICKETTS, C'aira*	2-10	0-1	3-4	0	6	6	2	7	4	2	0	1 25
33	HARRIS, Lyndsay*	2-12	1-7	2-3	0	3	3	7	0	4	0	2	38
01	PEAK, Keira	2-3	0-0	1-1	1	3	4	3	5	1	0	1	24
44	WILLIAMS, Quistelle	1-2	0-0	0-0	2	0	2	0	2	1	0	0	1 5
45	DELGADO, Yashira	1-5	0-2	0-0	0	2	2	2	4	3	1	1	24
TEAM						2			1			3	6 200
Totals.....		22-63	2-13	13-17	15	28	43	15	59	13	16	3	

Officials: Bob Trammell, Laura Morris, Eddie Novak

Technical fouls: Auburn-None. Arkansas-None.

Attendance: 1348

Score by Periods

	1st	2nd	Total
Auburn	28	36	64
Arkansas	29	30	59

Estimated Actual Attendance: 857

FAYETTEVILLE, Ark. - Blanche Alverson and Morgan Toles went 4-for-4 from the free-throw line in the final minute Feb. 13 at Arkansas, preserving Auburn's lead as the Tigers hung on for a 64-59 win over the Razorbacks. Senior Alli Smalley scored a team-high 19 points to lead the Tigers to the win while freshman Courtney Strain notched a career-high 12 points.

The teams traded the lead early in the first half, but Auburn was able to pull away by seven, 25-18, with 4:06 left. However, Arkansas finished the half on an 11-3 run to take a 29-28 lead into the locker room at halftime.

The teams traded the lead again early in the second half with neither team able to pull away by more than three points. Arkansas led by two after a Ricketts jumper gave the Razorbacks a 42-40 lead with 12:06 remaining when Smalley caught fire.

A Smalley basket and a subsequent 3-pointer gave Auburn the lead for good with 8:57 left. She scored again a minute later to give Auburn a four-point lead. The Tigers would go on to lead by as many as seven points with Arkansas getting no closer than three points the rest of the way. While Auburn's last field goal came with 1:46 left in the game, Auburn went 6-for-6 from the line the rest of the way to hold on to the lead and the win.

Ashley Daniels and Sarah Watkins each notched double-doubles to lead Arkansas. Watkins scored 12 points with 10 rebounds while Daniels tallied game-highs of 22 points and 11 rebounds.

Game 26: Feb. 17, 2011
Auburn 51, Alabama 59
Auburn Arena
Auburn, Ala.

Official Basketball Box Score -- Game Totals -- Final Statistics

Alabama vs Auburn

02-17-11 6 p.m. at Auburn, Ala. -- Auburn Arena

VISITORS: Alabama (14-12, 3-10 SEC)

#	Player	fg-fga	3fg-fga	ft-fga	rebounds		pf	tp	a	to	blk	s	min
					of	de							
21	Jenkins, Tierney*	4-14	0-0	4-4	7	6	13	4	12	5	1	1	3 28
40	Horn, Kaneisha*	1-8	0-0	2-3	1	8	9	4	4	1	7	0	1 27
10	King, LaToya*	0-3	0-0	0-0	0	1	2	0	0	1	0	3	19
20	Raffington, Varisia*	6-7	3-3	3-4	0	2	2	0	18	0	2	0	0 24
23	Russell, Ericka*	4-8	4-8	0-0	0	2	2	1	12	4	0	0	1 35
03	Robinson, Jasmine	0-4	0-2	2-2	1	1	2	2	2	2	2	0	0 19
05	Farmer, Caliscia	1-3	0-0	2-2	2	1	3	0	4	0	2	0	1 9
12	Myers, Shaontay	0-1	0-1	0-0	0	0	0	0	0	0	0	0	0 2
22	Lee, Khristin	0-3	0-0	1-2	1	0	1	3	1	2	1	1	19
32	Mitcham, Alicia	3-5	0-0	0-0	0	3	3	0	6	1	2	2	1 18
TEAM						4			4				
Totals.....		19-56	7-14	14-17	12	28	40	16	59	14	19	4	11 200

HOME: Auburn (14-12, 7-6 SEC)

#	Player	fg-fga	3fg-fga	ft-fga	rebounds		pf	tp	a	to	blk	s	min
					of	de							
14	Alverson, Blanche*	4-15	1-7	0-0	1	4	5	2	9	5	3	0	1 36
25	Williams, Jassany*	3-7	0-0	2-7	6	6	12	0	8	1	1	1	0 29
23	Hilliard, Chantel*	3-7	0-0	0-0	1	6	7	4	6	1	2	2	2 27
01	Toles, Morgan*	5-11	0-0	3-5	2	0	2	3	13	3	4	0	0 34
05	Smalley, Alli*	3-5	0-1	1-2	2	2	4	1	7	2	3	0	0 31
02	Jennings, Morgan	0-0	0-0	0-0	0	1	1	0	0	0	1	0	0 2
04	Simmons, Parrisha	0-0	0-0	0-0	0	1	1	0	0	0	0	0	0 2
11	Strain, Courtney	0-3	0-0	0-0	0	0	0	0	0	0	2	0	0 5
20	West, Pascale	0-0	0-0	0-0	0	0	0	0	0	0	0	0	0 3
22	Glymph, Camille	2-4	1-1	0-0	0	3	3	0	5	0	1	0	0 10
32	Tanner, Tyrese	1-7	0-4	1-2	1	3	4	3	3	1	2	1	0 17
34	Davis, Peyton	0-0	0-0	0-2	1	1	2	1	0	0	1	0	0 4
TEAM						2			1			3	3 200
Totals.....		21-59	2-13	7-18	16	28	44	14	51	13	20	4	

Officials: Scott Yarbrough, Cameron Inouye, Troy Winders

Technical fouls: Alabama-None. Auburn-None.

Attendance: 3735

Score by Periods

	1st	2nd	Total
Alabama	18	41	59
Auburn	27	24	51

AUBURN - Auburn sophomore Morgan Toles scored a team-high 13 points, but it was not enough as the Auburn women's basketball team fell to Alabama, 59-51, Feb. 17 at the Auburn Arena.

Auburn was outscored 41-24 in the second half after taking a nine-point lead at halftime.

Behind Toles' 13 points was sophomore Blanche Alverson with nine. Freshman Jassany Williams scored eight points along with a team-high 12 rebounds.

The Tigers owned the first half, shooting 42 percent from the field and carrying a 27-18 lead into the locker room. Alabama finished the first half shooting only 5-of-32 from the field.

The Crimson Tide, who shot only 15.6 percent from the floor in the first half, was good for 58 percent in the second. Auburn's lead was chipped away over the opening nine minutes of the second half, led by back-to-back Alabama 3-pointers from Varisia Raffington.

An Alabama layup from Alicia Mitchum at the 11:17 mark tied the game at 41-41. The Tigers never regained their lead as they were outscored 13-4 over the next five minutes. Auburn was able to cut the Alabama lead to five with 3:54 remaining, but were unable to find any points for the remainder of the contest.

Varisia Raffington led Alabama in scoring with 18 points while Tierney Jenkins and Ericka Russell each posted 12. Jenkins led the team in rebounding with 13.

Game 27: Feb. 20, 2011
Auburn 49, South Carolina 65
Colonial Life Arena
Columbia, S.C.

Official Basketball Box Score -- Game Totals -- Final Statistics

Auburn vs South Carolina

02-20-11 2 p.m. at Columbia, S.C./Colonial Life Arena

VISITORS: Auburn (14-13, 7-7 SEC)

#	Player	fg-fga	3fg-fga	ft-fga	rebounds		pf	tp	a	to	blk	s	min
					of	de							
14	Alverson, Blanche*	2-7	0-3	0-0	0	4	4	0	4	0	2	1	1 29
25	Williams, Jassany*	1-6	0-0	0-2	2	1	3	0	2	0	4	1	0 17
01	Toles, Morgan*	4-8	0-0	3-4	0	2	2	2	11	7	2	0	1 28
02	Jennings, Morgan*	2-5	0-0	2-2	3	1	4	3	6	0	2	0	3 33
05	Smalley, Alli*	2-5	0-2	0-0	0	2	5	4	1	3	1	2	2 25
04	Simmons, Parrisha	1-3	0-0	0-0	1	0	1	1	2	0	0	0	0 16
11	Strain, Courtney	0-1	0-0	0-0	1	1	2	0	0	1	0	0	0 6
22	Glymph, Camille	2-4	1-2	0-0	1	1	2	1	5	2	0	0	1 12
23	Hilliard, Chantel	5-6	0-0	1-2	1	2	3	1	11	0	4	0	1 20
32	Tanner, Tyrese	2-5	0-0	0-0	1	0	1	0	4	0	1	0	0 12
34	Davis, Peyton	0-0	0-0	0-0	0	0	0	0	0	0	0	0	0 2
TEAM						3			2			5	1 200
Totals.....		21-50	1-7	6-10	13	16	29	13	49	11	19	3	

HOME: South Carolina (16-11, 8-6 SEC)

#	Player	fg-fga	3fg-fga	ft-fga	of	rebounds								s	min
						de	tot	pf	tp	a	to	blk			
52	MAY, Jewel	0-2	0-0	0-0	0	2	3	5	5	0	0	2	0	1	11
03	WALKER, Ieasia	0-3	0-1	0-0	0	1	1	0	0	0	1	0	1	0	3 19
11	SUTTON, La'Keisha	10-17	1-2	3-5	0	2	2	2	24	2	6	1	0	38	38
22	NEWTON, Courtney	2-5	2-5	0-0	2	1	3	1	6	4	0	0	0	2	28
31	NAINIMA, Valerie	4-9	3-4	4-4	0	1	1	0	15	3	0	0	0	29	29
01	WILSON, Ebony	0-0	0-0	0-0	0	0	0	0	0	0	0	0	0	10	10
05	GRANT, Markeshia	2-9	1-4	0-0	1	4	5	3	5	2	3	0	0	27	27
12	STEPHENS, Charenee	0-1	0-0	1-2	2	1	3	2	1	0	1	0	1	16	16
21	BRUNER, Ashley	6-9	0-0	2-4	5	1	6	0	14	0	3	0	0	22	22
TEAM						5	4	9							
Totals.....		24-55	7-16	10-15	17	18	35	13	65	11	16	1	7	200	200

Game 28: Feb. 24, 2011
Auburn 63, #22 Georgia 58
Stegeman Coliseum
Athens, Ga.

Official Basketball Box Score -- Game Totals -- Final Statistics

Auburn vs Georgia

02-24-11 7 p.m. at Stegeman Coliseum -- Athens, Ga.

VISITORS: Auburn (15-13, 8-7 SEC)

#	Player	fg-fga	3fg-fga	ft-fa	rebounds		of	de	tot	pf	tp	a	to	blk	s	min
					fg	ft										
02	Jennings, Morgan*	4-8	0-0	2-2	0	3	3	1	10	3	6	0	2	31		
05	Smalley, Alli*	8-14	2-3	4-4	0	2	2	3	22	5	7	0	4	36		
14	Alverson, Blanche*	4-8	0-2	2-3	1	4	5	2	10	0	1	0	1	31		
23	Hilliard, Chantel*	1-3	0-0	2-4	1	3	4	2	4	1	1	0	2	23		
25	Williams, Jassany*	4-6	0-0	0-1	2	5	7	2	8	0	0	2	2	27		
04	Simmons, Parrisha	0-0	0-0	0-0	0	1	1	3	0	0	1	0	0	11		
11	Strain, Courtney	1-2	0-0	0-0	0	0	0	1	2	0	0	0	1	10		
22	Glymph, Camille	0-1	0-1	0-0	0	0	0	0	0	0	1	0	0	4		
32	Tanner, Tyrese	1-5	0-1	3-6	1	5	6	2	5	0	2	1	1	19		
34	Davis, Peyton	1-2	0-0	0-0	0	1	1	0	2	0	0	0	0	8		
TEAM					1	3	4									
Totals.....		24-49	2-7	13-20	6	27	33	16	63	9	19	3	13	200		

HOME: Georgia (20-8, 10-5 SEC)

#	Player	fg-fga	3fg-fga	ft-fa	rebounds		of	de	tot	pf	tp	a	to	blk	s	min
					fg	ft										
01	Khaalidah Miller*	7-14	6-12	0-0	2	3	5	2	20	1	1	0	1	40		
10	Jasmine James*	4-14	0-6	0-1	1	4	5	2	8	2	4	0	2	40		
11	Meredith Mitchell*	2-4	0-1	1-2	0	1	1	5	5	0	0	0	0	23		
12	Jasmine Hassell*	3-7	0-0	2-4	4	6	10	2	8	0	3	1	0	28		
21	Porsha Phillips*	4-13	0-1	5-5	3	9	12	2	13	0	5	0	2	35		
03	Anne Marie Armstrong	1-6	0-4	2-2	2	1	3	2	4	1	1	0	1	25		
23	Tomika Willis	0-1	0-0	0-0	0	0	0	1	0	0	2	1	0	9		
TEAM									1							
Totals.....		21-59	6-24	10-14	12	24	36	16	58	9	17	2	6	200		

Officials: Lisa Matingly, Kim Thebo, Ken Droyton

Technical fouls: Auburn-None. Georgia-None.

Attendance: 3016

Score by Periods	1st	2nd	Total
Auburn	24	39	63
Georgia	28	30	58

ATHENS, Ga. - For the first time since Feb. 7, 1993, the Auburn women's basketball team will leave Athens, Ga., the victors as the Tigers defeated 22nd-ranked Georgia, 63-58, Feb. 24 in Stegeman Coliseum.

Senior Alli Smalley scored a game-high 22 points, including Auburn's last five points of the game. With the game tied 58-58, Smalley drove the baseline for a layup and a foul by Georgia's Khaalidah Miller. Smalley completed the old-fashioned three-point play to give Auburn the lead.

Georgia had three 3-point attempts the next time down the court, but the Tigers were able to contest each of the shots and get the ball back with six seconds remaining. After being fouled, Smalley hit a pair of free throws with five second left to seal the Auburn victory.

Smalley completed the all-around effort with game-highs of five assists and four steals. The steals were four of Auburn's 13 on the night, leading the Tigers to score 20 points off Georgia's 17 turnovers.

Behind Smalley was junior Morgan Jennings and sophomore Blanche Alverson with 10 points each. Freshman Jassany Williams scored eight points with a team-high seven rebounds.

Miller led the Bulldogs with 20 points, followed by Porsha Phillips with 13 points and a game-high 12 rebounds. Jasmine James and Jasmine Hassell scored eight points each with Hassell added 10 boards.

Game 29: Feb. 27, 2011
Auburn 62, #20/20 Kentucky 76
Auburn Arena
Auburn, Ala.

Official Basketball Box Score -- Game Totals -- Final Statistics

Kentucky vs Auburn

02-27-11 1 p.m. at Auburn, Ala. -- Auburn Arena

VISITORS: Kentucky (22-7, 11-5 SEC)

#	Player	fg-fga	3fg-fga	ft-fa	rebounds		of	de	tot	pf	tp	a	to	blk	s	min
					fg	ft										
34	DUNLAP, Victoria*	7-13	0-0	5-6	3	4	7	3	19	2	3	2	3	34		
40	HENDERSON, Brittany*	2-2	0-0	2-2	0	4	4	1	6	0	0	0	2	15		
01	MATHIES, A'dia*	2-6	1-1	8-12	3	0	3	4	13	4	1	1	4	32		
04	SNOWDEN, Keyla*	4-13	2-10	1-2	1	0	1	3	11	3	2	0	2	23		
10	PINKETT, Bernisha*	2-4	0-0	2-3	1	1	2	3	6	0	4	0	1	13		
00	O'NEILL, Jennifer	1-4	1-2	2-2	0	1	1	5	1	4	0	0	0	16		
03	RILEY, Crystal	1-2	0-0	2-2	0	0	0	0	4	0	1	0	2	18		
11	BARNETTE, Sarah Beth	0-0	0-0	0-0	0	0	0	1	0	0	0	0	0	1		
20	CONWRIGHT, Moegen	4-6	0-1	2-3	4	1	5	2	10	2	2	0	1	32		
32	EVANS, Kastine	0-1	0-0	2-2	0	2	2	1	2	1	1	0	0	16		
TEAM					3	4	7									
Totals.....		23-51	4-14	26-34	15	17	32	19	76	13	18	3	15	200		

HOME: Auburn (15-14, 8-8 SEC)

#	Player	fg-fga	3fg-fga	ft-fa	rebounds		of	de	tot	pf	tp	a	to	blk	s	min
					fg	ft										
14	Alverson, Blanche*	4-14	2-9	0-0	3	5	8	1	10	2	9	0	0	36		
25	Williams, Jassany*	0-1	0-0	0-0	0	0	0	1	0	0	0	0	1	10		
23	Hilliard, Chantel*	5-9	0-1	0-1	0	4	4	4	10	1	4	1	0	32		
02	Jennings, Morgan*	5-8	0-1	6-7	0	0	3	16	4	4	0	1	33			
05	Smalley, Alli*	7-15	4-8	6-6	1	4	5	3	24	2	6	0	0	38		
04	Simmons, Parrisha	0-1	0-0	0-2	5	1	6	4	0	1	2	0	2	20		
11	Strain, Courtney	1-4	0-0	0-0	0	1	1	0	2	0	1	0	1	9		
22	Glymph, Camille	0-0	0-0	0-0	1	0	1	0	0	0	0	0	0	2		
32	Tanner, Tyrese	0-1	0-0	0-0	3	1	4	0	0	1	2	0	0	9		
34	Davis, Peyton	0-2	0-0	0-0	2	2	4	4	0	1	1	0	1	11		
TEAM					3	3										
Totals.....		22-55	6-19	12-16	18	18	36	20	62	12	29	1	6	200		

Officials: Mary Day (R), Wesley Dean (U1), Eric Baker (U2)

Technical fouls: Kentucky-None. Auburn-None.

Attendance: 3274

Score by Periods	1st	2nd	Total
Kentucky	30	46	76
Auburn	33	29	62

AUBURN - The Auburn women's basketball team was unable to hold off surging No. 20/20 Kentucky as the Tigers fell 76-62 to close out the regular season Feb. 27 at the Auburn Arena.

Senior Alli Smalley recorded a season-high 24 points in her final home game as a Tiger, followed by junior Morgan Jennings with a career-high 16. Junior Chantel Hilliard added 10 points while sophomore Blanche Alverson scored 10 and pulled down a team-high eight boards.

Auburn battled back-and-forth with the Wildcats in an opening half that saw seven ties and five lead changes. A pair of Kentucky free throws tied the game at 30 with 49 seconds left in the half. A Peyton Davis steal with just seconds remaining led into a 25-foot running buzzer-beater from Smalley, igniting the crowd and sending the Tigers into the half up, 33-30.

Although the Wildcat defense amped up the pressure in the second half, they were unable to slow Smalley who scored 15 second-half points. The Arab, Ala., native was 3-of-6 from outside the arc in the second half and connected on all four free-throw attempts.

The high-pressure Kentucky defense began to take its toll on the Auburn offense as the half wore on with the Wildcats slowly pulling away from the Tigers. A Victoria Dunlap layup with 4:57 left gave Kentucky its first double-digit lead of the game. The Tigers, however, could never bring the deficit back to single-digits as the Wildcats pulled away for the 76-62 win.

Neutral-Site Statistics

RECORD:	OVERALL	HOME	AWAY	NEUTRAL
ALL GAMES	1-2	0-0	0-0	1-2
CONFERENCE	0-0	0-0	0-0	0-0
NON-CONFERENCE	1-2	0-0	0-0	1-2

#	Player	gp-gs	min	avg	Total		3-Point		F-Throw		Rebounds				pf	dq	a	to	blk	stl	pts	avg
					fg-fga	fg%	3fg-fga	3fg%	ft-fa	ft%	off	def	tot	avg								
05	Smalley, Alli	3-3	77	25.7	16-34	.471	9-15	.600	4-4	1.000	2	5	7	2.3	5	0	6	7	0	5	45	15.0
01	Toles, Morgan	3-2	66	22.0	12-23	.522	0-1	.000	2-4	.500	4	2	6	2.0	4	0	9	4	0	6	26	8.7
14	Alverson, Blanche	3-3	66	22.0	8-22	.364	2-11	.182	6-7	.857	3	3	6	2.0	4	0	2	6	0	0	24	8.0
02	Jennings, Morgan	3-0	46	15.3	8-18	.444	0-0	.000	3-6	.500	2	5	7	2.3	4	0	1	4	0	3	19	6.3
32	Tanner, Tyrese	3-1	53	17.7	6-19	.316	0-5	.000	4-8	.500	5	4	9	3.0	4	0	1	5	1	5	16	5.3
11	Strain, Courtney	3-1	45	15.0	4-17	.235	2-8	.250	5-8	.625	0	1	1	0.3	2	0	1	5	0	3	15	5.0
04	Simmons, Parrisha	3-1	42	14.0	5-11	.455	0-0	.000	5-11	.455	5	4	9	3.0	2	0	3	0	0	2	15	5.0
23	Hilliard, Chantel	3-1	39	13.0	6-15	.400	0-0	.000	1-3	.333	1	4	5	1.7	4	0	2	3	1	1	13	4.3
25	Williams, Jassany	3-0	44	14.7	4-10	.400	0-0	.000	2-4	.500	5	9	14	4.7	6	0	1	0	3	2	10	3.3
21	Greenleaf, Jordan	3-3	84	28.0	2-13	.154	0-0	.000	2-4	.500	11	2	13	4.3	7	0	5	6	2	4	6	2.0
34	Davis, Peyton	3-0	18	6.0	2-7	.286	0-0	.000	0-1	.000	2	1	3	1.0	3	0	1	1	0	0	4	1.3
20	West, Pascale	3-0	20	6.7	0-1	.000	0-0	.000	1-4	.250	1	2	3	1.0	6	0	0	2	0	1	1	0.3
Team											8	12	20					4				
Total.....		3	600		73-190	.384	13-40	.325	35-64	.547	49	54	103	34.3	51	0	32	47	7	32	194	64.7
Opponents.....		3	600		64-146	.438	20-48	.417	44-60	.733	38	84	122	40.7	60	1	28	77	9	20	192	64.0

TEAM STATISTICS	AU	OPP
SCORING	194	192
Points per game	64.7	64.0
Scoring margin	+0.7	-
FIELD GOALS-ATT	73-190	64-146
Field goal pct	.384	.438
3 POINT FG-ATT	13-40	20-48
3-point FG pct	.325	.417
3-pt FG made per game	4.3	6.7
FREE THROWS-ATT	35-64	44-60
Free throw pct	.547	.733
F-Throws made per game	11.7	14.7
REBOUNDS	103	122
Rebounds per game	34.3	40.7
Rebounding margin	-6.3	-
ASSISTS	32	28
Assists per game	10.7	9.3
TURNOVERS	47	77
Turnovers per game	15.7	25.7
Turnover margin	+10.0	-
Assist/turnover ratio	0.7	0.4
STEALS	32	20
Steals per game	10.7	6.7
BLOCKS	7	9
Blocks per game	2.3	3.0
ATTENDANCE	0	8284
Home games-Avg/Game	0-0	0-0
Neutral site-Avg/Game	-	3-2761

Date	Opponent	Score	Att.
# 11-26-10	vs Sacred Heart	L 53-65	371
# 11-27-10	vs Seton Hall	W 85-51	247
! 12-18-10	vs Purdue	L 56-76	7666

* - Southeastern Conference game
- Junkanoo Jam (Freeport, Bahamas)
! - Boilermaker Blockbuster (Conseco Fieldhouse, Indianapolis, Ind.)

Score by Periods	1st	2nd	Totals
Auburn	89	105	194
Opponents	106	86	192

SEC Statistics

RECORD:	OVERALL	HOME	AWAY	NEUTRAL
ALL GAMES	8-8	4-4	4-4	0-0
CONFERENCE	8-8	4-4	4-4	0-0
NON-CONFERENCE	0-0	0-0	0-0	0-0

#	Player	gp-gs	min	avg	Total		3-Point		F-Throw		Rebounds				pf	dq	a	to	blk	stl	pts	avg
					fg-fga	fg%	3fg-fga	3fg%	ft-fga	ft%	off	def	tot	avg								
05	Smalley, Alli	16-15	506	31.6	70-155	.452	24-52	.462	22-27	.815	11	47	58	3.6	39	1	37	62	2	28	186	11.6
14	Alverson, Blanche	16-16	514	32.1	68-183	.372	26-88	.295	9-15	.600	13	68	81	5.1	24	0	17	38	11	19	171	10.7
21	Greenleaf, Jordan	10-10	327	32.7	38-88	.432	0-0	.000	18-28	.643	31	35	66	6.6	22	1	23	21	9	15	94	9.4
01	Toles, Morgan	14-14	426	30.4	52-139	.374	1-2	.500	20-30	.667	9	31	40	2.9	20	1	70	39	1	11	125	8.9
23	Hilliard, Chantel	16-6	284	17.8	35-69	.507	0-2	.000	21-32	.656	19	38	57	3.6	29	0	5	32	7	12	91	5.7
32	Tanner, Tyrese	16-0	228	14.3	25-84	.298	2-20	.100	18-26	.692	26	23	49	3.1	25	1	13	23	12	4	70	4.4
11	Strain, Courtney	10-0	95	9.5	14-31	.452	2-6	.333	3-5	.600	3	9	12	1.2	6	0	3	6	0	2	33	3.3
25	Williams, Jassany	16-6	233	14.6	19-42	.452	0-0	.000	11-23	.478	19	37	56	3.5	21	0	2	17	9	13	49	3.1
02	Jennings, Morgan	15-3	175	11.7	14-39	.359	0-1	.000	13-15	.867	4	10	14	0.9	9	0	11	22	0	9	41	2.7
22	Glymph, Camille	11-0	78	7.1	7-23	.304	2-9	.222	2-2	1.000	2	7	9	0.8	3	0	8	12	1	2	18	1.6
04	Simmons, Parrisha	16-10	214	13.4	10-30	.333	0-0	.000	5-14	.357	25	26	51	3.2	24	0	12	14	0	5	25	1.6
34	Davis, Peyton	12-0	93	7.8	6-17	.353	0-0	.000	5-8	.625	11	10	21	1.8	20	0	4	8	5	3	17	1.4
20	West, Pascale	5-0	27	5.4	2-2	1.000	0-0	.000	0-2	.000	0	2	2	0.4	4	0	0	3	2	0	4	0.8
Team											31	37	68					6				
Total.....		16	3200		360-902	.399	57-180	.317	147-227	.648	204	380	584	36.5	246	4	205	303	59	123	924	57.8
Opponents.....		16	3200		350-922	.380	78-238	.328	185-261	.709	230	377	607	37.9	245	5	196	284	47	145	963	60.2

TEAM STATISTICS	AU	OPP	Date	Opponent	Score	Att.
SCORING	924	963	* 01-02-11	at Alabama	w 66-55	2906
Points per game	57.8	60.2	* 01-06-11	FLORIDA	w 73-56	1981
Scoring margin	-2.4	-	* 01-09-11	at Vanderbilt	L 59-67	4146
FIELD GOALS-ATT	360-902	350-922	* 01-13-11	OLE MISS	w 85-73	2277
Field goal pct	.399	.380	* 01-16-11	LSU	w 65-53	3088
3 POINT FG-ATT	57-180	78-238	* 01-20-11	at Mississippi State	w 45-41	850
3-point FG pct	.317	.328	* 01-23-11	TENNESSEE	L 53-73	7536
3-pt FG made per game	3.6	4.9	* 01-30-11	SOUTH CAROLINA	w 54-47	3110
FREE THROWS-ATT	147-227	185-261	* 02-03-11	at KENTUCKY	L 38-69	6003
Free throw pct	.648	.709	* 02-06-11	MISSISSIPPI STATE	L 45-57	3047
F-Throws made per game	9.2	11.6	* 02-10-11	at LSU	L 52-55	2517
REBOUNDS	584	607	* 02-13-11	at Arkansas	w 64-59	1348
Rebounds per game	36.5	37.9	* 02-17-11	ALABAMA	L 51-59	3735
Rebounding margin	-1.4	-	* 02-20-11	at South Carolina	L 49-65	4114
ASSISTS	205	196	* 02-24-11	at Georgia	w 63-58	3016
Assists per game	12.8	12.3	* 02-27-11	KENTUCKY	L 62-76	3274
TURNOVERS	303	284	* - Southeastern Conference game			
Turnovers per game	18.9	17.8	# - Junkanoo Jam (Freeport, Bahamas)			
Turnover margin	-1.2	-	! - Boilermaker Blockbuster (Conseco Fieldhouse, Indianapolis, Ind.)			
Assist/turnover ratio	0.7	0.7				
STEALS	123	145				
Steals per game	7.7	9.1				
BLOCKS	59	47				
Blocks per game	3.7	2.9				
ATTENDANCE	28048	24900				
Home games-Avg/Game	8-3506	8-3112				
Neutral site-Avg/Game	-	0-0				

Score by Periods	1st	2nd	Totals
Auburn	405	519	924
Opponents	430	533	963

Season Statistics vs. Mississippi State

RECORD:	OVERALL	HOME	AWAY	NEUTRAL
ALL GAMES	1-1	0-1	1-0	0-0
CONFERENCE	1-1	0-1	1-0	0-0
NON-CONFERENCE	0-0	0-0	0-0	0-0

#	Player	gp-gs	min	avg	Total		3-Point		F-Throw		Rebounds				pf	dq	a	to	blk	stl	pts	avg
					fg-fga	fg%	3fg-fga	3fg%	ft-fga	ft%	off	def	tot	avg								
14	Alverson, Blanche	2-2	71	35.5	11-27	.407	5-13	.385	3-4	.750	0	6	6	3.0	2	0	0	4	1	1	30	15.0
23	Hilliard, Chantel	2-1	56	28.0	7-13	.538	0-0	.000	5-6	.833	4	8	12	6.0	4	0	0	2	2	2	19	9.5
05	Smalley, Alli	2-1	56	28.0	6-15	.400	2-4	.500	2-3	.667	3	4	7	3.5	3	0	6	10	0	6	16	8.0
01	Toles, Morgan	2-2	58	29.0	4-17	.235	0-0	.000	0-1	.000	0	6	6	3.0	5	1	5	6	0	3	8	4.0
21	Greenleaf, Jordan	2-2	68	34.0	4-13	.308	0-0	.000	0-2	.000	7	8	15	7.5	3	0	5	5	2	3	8	4.0
32	Tanner, Tyrese	2-0	23	11.5	1-9	.111	0-2	.000	3-4	.750	5	1	6	3.0	1	0	1	3	0	0	5	2.5
34	Davis, Peyton	2-0	4	2.0	0-0	.000	0-0	.000	2-2	1.000	0	0	0	0.0	0	0	0	1	0	0	2	1.0
25	Williams, Jassany	2-0	16	8.0	1-3	.333	0-0	.000	0-0	.000	0	4	4	2.0	1	0	0	0	1	0	2	1.0
11	Strain, Courtney	1-0	4	4.0	0-0	.000	0-0	.000	0-1	.000	0	1	1	1.0	0	0	1	1	0	0	0	0.0
04	Simmons, Parrisha	2-2	22	11.0	0-1	.000	0-0	.000	0-2	.000	0	4	4	2.0	2	0	0	4	0	2	0	0.0
02	Jennings, Morgan	2-0	8	4.0	0-1	.000	0-0	.000	0-0	.000	1	0	1	0.5	0	0	0	1	0	0	0	0.0
35	Glymph, Camille	2-0	14	7.0	0-2	.000	0-0	.000	0-0	.000	0	1	1	0.5	0	0	3	3	1	0	0	0.0
Team											3	6	9									
Total.....		2	400		34-101	.337	7-19	.368	15-25	.600	23	49	72	36.0	21	1	21	40	7	17	90	45.0
Opponents.....		2	400		41-120	.342	9-29	.310	7-12	.583	34	50	84	42.0	26	-	22	40	9	19	98	49.0

TEAM STATISTICS	AU	OPP
SCORING	90	98
Points per game	45.0	49.0
Scoring margin	-4.0	-
FIELD GOALS-ATT	34-101	41-120
Field goal pct	.337	.342
3 POINT FG-ATT	7-19	9-29
3-point FG pct	.368	.310
3-pt FG made per game	3.5	4.5
FREE THROWS-ATT	15-25	7-12
Free throw pct	.600	.583
F-Throws made per game	7.5	3.5
REBOUNDS	72	84
Rebounds per game	36.0	42.0
Rebounding margin	-6.0	-
ASSISTS	21	22
Assists per game	10.5	11.0
TURNOVERS	40	40
Turnovers per game	20.0	20.0
Turnover margin	+0.0	-
Assist/turnover ratio	0.5	0.6
STEALS	17	19
Steals per game	8.5	9.5
BLOCKS	7	9
Blocks per game	3.5	4.5
ATTENDANCE	3047	850
Home games-Avg/Game	1-3047	1-850
Neutral site-Avg/Game	-	0-0

Date	Opponent	Score	Att.
* 01-20-11	at Mississippi State	w 45-41	850
* 02-06-11	MISSISSIPPI STATE	L 45-57	3047

* = Southeastern Conference game

- Junkanoo Jam (Freeport, Bahamas)

! - Boilermaker Blockbuster (Conseco Fieldhouse, Indianapolis, Ind.)

Score by Periods	1st	2nd	Totals
Auburn	44	46	90
Opponents	51	47	98

Season Statistics

RECORD:	OVERALL	HOME	AWAY	NEUTRAL
ALL GAMES	15-14	8-7	6-5	1-2
CONFERENCE	8-8	4-4	4-4	0-0
NON-CONFERENCE	7-6	4-3	2-1	1-2

#	Player	gp-gs	min	avg	Total		3-Point		F-Throw		Rebounds										pts	avg
					fg-fga	fg%	3fg-fga	3fg%	ft-fga	ft%	off	def	tot	avg	pf	dq	a	to	blk	stl		
05	Smalley, Alli	29-28	864	29.8	128-319	.401	46-114	.404	48-63	.762	21	71	92	3.2	63	1	61	88	4	48	350	12.1
14	Alverson, Blanche	29-29	868	29.9	121-312	.388	49-160	.306	25-35	.714	29	104	133	4.6	43	0	32	58	17	26	316	10.9
21	Greenleaf, Jordan	23-23	737	32.0	81-197	.411	1-5	.200	47-69	.681	90	81	171	7.4	50	1	39	46	27	38	210	9.1
01	Toles, Morgan	27-24	772	28.6	98-245	.400	1-4	.250	34-55	.618	24	56	80	3.0	37	1	139	59	1	30	231	8.6
23	Hilliard, Chantel	29-7	465	16.0	68-130	.523	0-2	.000	35-51	.686	33	60	93	3.2	51	0	9	45	11	17	171	5.9
32	Tanner, Tyrese	29-3	405	14.0	45-141	.319	6-37	.162	33-48	.688	41	44	85	2.9	48	1	22	43	20	16	129	4.4
25	Williams, Jassany	29-6	428	14.8	41-102	.402	0-0	.000	25-47	.532	44	63	107	3.7	46	1	4	34	21	24	107	3.7
02	Jennings, Morgan	28-5	370	13.2	33-85	.388	0-1	.000	28-41	.683	17	27	44	1.6	24	0	29	37	2	26	94	3.4
11	Strain, Courtney	21-1	189	9.0	20-65	.308	5-17	.294	8-13	.615	4	13	17	0.8	11	0	5	15	0	7	53	2.5
04	Simmons, Parrisha	29-19	408	14.1	21-62	.339	0-0	.000	24-55	.436	50	44	94	3.2	36	0	24	25	2	16	66	2.3
22	Glymph, Camille	11-0	78	7.1	7-23	.304	2-9	.222	2-2	1.000	2	7	9	0.8	3	0	8	12	1	2	18	1.6
34	Davis, Peyton	23-0	148	6.4	11-37	.297	0-0	.000	9-15	.600	17	14	31	1.3	32	0	6	11	6	4	31	1.3
20	West, Pascale	12-0	68	5.7	5-7	.714	0-0	.000	1-6	.167	1	5	6	0.5	15	0	1	9	2	1	11	0.9
Team											59	70	129				11					
Total.....		29	5800		679-1725	.394	110-349	.315	319-500	.638	432	659	1091	37.6	459	5	379	493	114	255	1787	61.6
Opponents.....		29	5800		642-1629	.394	155-441	.351	331-464	.713	398	701	1099	37.9	487	11	346	546	89	228	1770	61.0

TEAM STATISTICS	AU	OPP	Date	Opponent	Score	Att.
SCORING	1787	1770	11-12-10	MERCER	w 79-61	2459
Points per game	61.6	61.0	11-15-10	FLORIDA STATE	L 61-67	2176
Scoring margin	+0.6	-	11-18-10	DUKE	L 62-75	3188
FIELD GOALS-ATT	679-1725	642-1629	11-22-10	at USF	L 49-67	1106
Field goal pct	.394	.394	# 11-26-10	vs Sacred Heart	L 53-65	371
3 POINT FG-ATT	110-349	155-441	# 11-27-10	vs Seton Hall	w 85-51	247
3-point FG pct	.315	.351	12-02-10	SOUTH ALABAMA	w 75-70	2006
3-pt FG made per game	3.8	5.3	12-04-10	TEMPLE	L 61-62	3206
FREE THROWS-ATT	319-500	331-464	12-15-10	at George Washington	w 52-45	320
Free throw pct	.638	.713	! 12-18-10	vs Purdue	L 56-76	7666
F-Throws made per game	11.0	11.4	12-21-10	at Chicago State	w 67-63	325
REBOUNDS	1091	1099	12-28-10	ALABAMA A&M	w 84-45	2039
Rebounds per game	37.6	37.9	12-30-10	JACKSONVILLE STATE	w 79-60	1965
Rebounding margin	-0.3	-	* 01-02-11	at Alabama	w 66-55	2906
ASSISTS	379	346	* 01-06-11	FLORIDA	w 73-56	1981
Assists per game	13.1	11.9	* 01-09-11	at Vanderbilt	L 59-67	4146
TURNOVERS	493	546	* 01-13-11	OLE MISS	w 85-73	2277
Turnovers per game	17.0	18.8	* 01-16-11	LSU	w 65-53	3088
Turnover margin	+1.8	-	* 01-20-11	at Mississippi State	w 45-41	850
Assist/turnover ratio	0.8	0.6	* 01-23-11	TENNESSEE	L 53-73	7536
STEALS	255	228	* 01-30-11	SOUTH CAROLINA	w 54-47	3110
Steals per game	8.8	7.9	* 02-03-11	at KENTUCKY	L 38-69	6003
BLOCKS	114	89	* 02-06-11	MISSISSIPPI STATE	L 45-57	3047
Blocks per game	3.9	3.1	* 02-10-11	at LSU	L 52-55	2517
ATTENDANCE	45087	34935	* 02-13-11	at Arkansas	w 64-59	1348
Home games-Avg/Game	15-3006	11-2423	* 02-17-11	ALABAMA	L 51-59	3735
Neutral site-Avg/Game	-	3-2761	* 02-20-11	at South Carolina	L 49-65	4114
			* 02-24-11	at Georgia	w 63-58	3016
			* 02-27-11	KENTUCKY	L 62-76	3274
Score by Periods	1st	2nd	Totals			
Auburn	818	969	1787			
Opponents	813	957	1770			

* - Southeastern Conference game

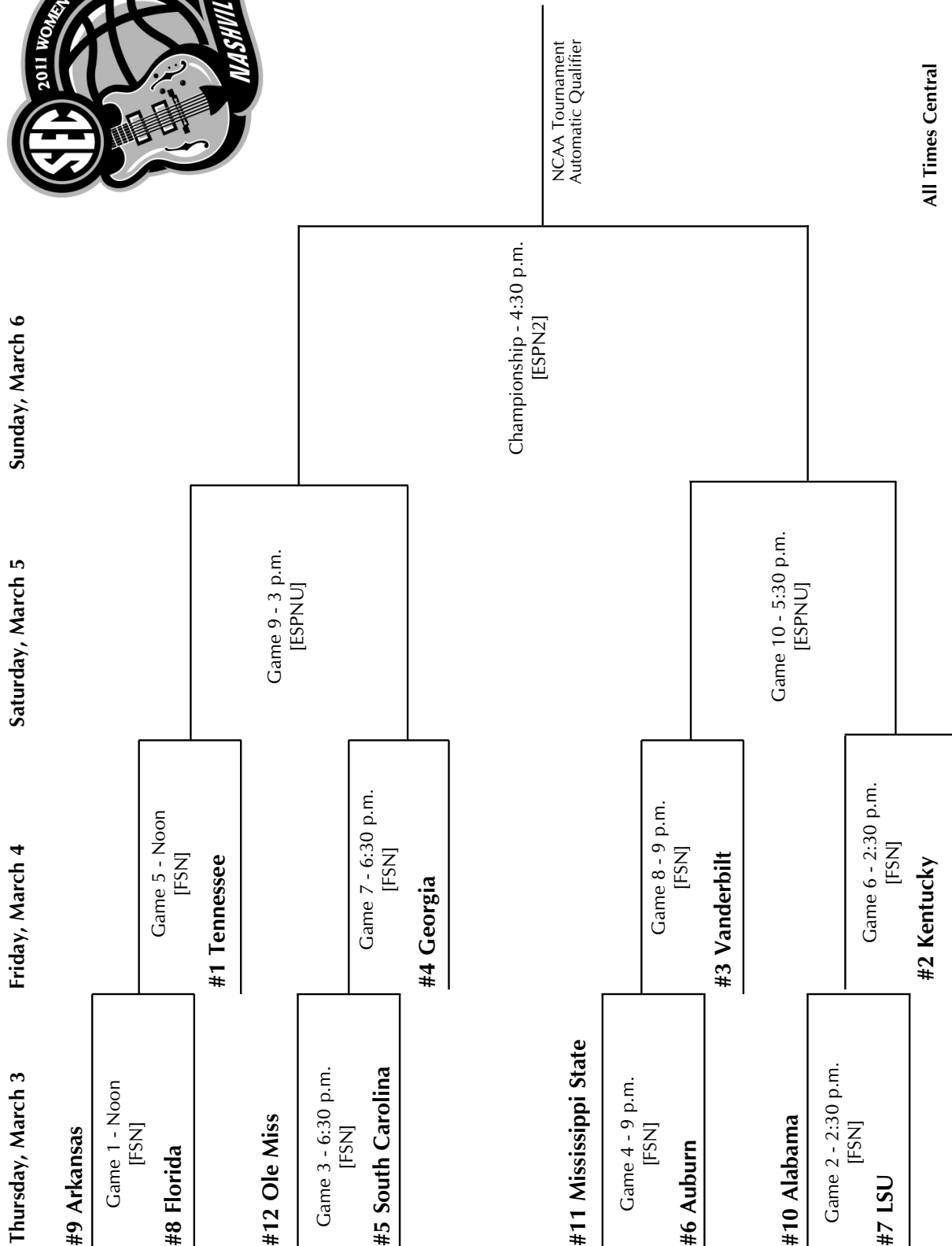
- Junkanoo Jam (Freeport, Bahamas)

! - Boilermaker Blockbuster (Conseco Fieldhouse, Indianapolis, Ind.)

2011 SEC Tournament Bracket



2011 SEC WOMEN'S BASKETBALL TOURNAMENT BRACKET March 3-6 • Bridgestone Arena (17,576) • Nashville, Tenn.



All Times Central