



# 2010-11 Auburn Women's Basketball

Game 31 • March 17, 2011

at Tennessee Tech • WNIT First Round

18 NCAA Tournament Appearances • Three Final Fours • Five SEC Titles • Four SEC Tournament Titles



## AUBURN MEDIA RELATIONS

Associate Director/WBB Contact: Matt Crouch • [mcrouch@auburn.edu](mailto:mcrouch@auburn.edu)

Auburn Athletic Complex / 392 South Donahue / Auburn, AL 36849

O: 334.844.9800 • C: 334.740.4109 • F: 334.844.9807

[www.AuburnTigers.com](http://www.AuburnTigers.com)

Twitter: @AuburnWBB

## 2010-11 SCHEDULE/RESULTS

### NOVEMBER

12	Mercer	W, 79-61
15	#16/14 Florida State	L, 61-67
18	#6/6 Duke	L, 62-75
22	at South Florida	L, 49-67
26	1-vs. Sacred Heart	L, 53-65
27	1-vs. Seton Hall	W, 85-51

### DECEMBER

2	South Alabama	W, 75-70
4	Temple	L, 61-62
15	at George Washington	W, 52-45
18	2-vs. Purdue	L, 56-76
21	at Chicago State	W, 67-63
28	Alabama A&M	W, 84-45
30	Jacksonville State	W, 79-60

### JANUARY

2	at Alabama* [CSS]	W, 66-55
6	Florida*	W, 73-56
9	at Vanderbilt*	L, 59-67
13	Ole Miss*	W, 85-73
16	LSU* [CSS]	W, 65-53
20	at Mississippi State*	W, 45-41
23	#5/6 Tennessee* [CSS]	L, 53-73
30	South Carolina*	W, 54-47

### FEBRUARY

3	at #16/18 Kentucky*	L, 38-69
6	Mississippi State*	L, 45-57
10	at LSU* [Cox Sports Television]	L, 52-55
13	at Arkansas* [ESPN2]	W, 64-59
17	Alabama*	L, 51-59
20	at South Carolina* [FSN]	L, 49-65
24	at #22/NR Georgia*	W, 63-58
27	#20/20 Kentucky* [SEC Network]	L, 62-76

### MARCH

3-6	Southeastern Conference Tournament Nashville, Tenn. • Bridgestone Arena	
3	3-vs. Mississippi State	L, 47-49
17	4-at Tennessee Tech	7 p.m.

\* - SEC Game

All Times are Central

1 - Junkanoo Jam (Freeport, Bahamas)

2 - Boilermaker Blockbuster (Indianapolis, Ind.)

3 - Southeastern Conference Tournament (Nashville, Tenn.)

4 - WNIT First Round (Cookeville, Tenn.)

All home games played at Auburn Arena

**Bold indicates home games**

[www.AuburnTigers.com](http://www.AuburnTigers.com)



## GAME 31 • WNIT

[NR/NR] Auburn (15-15, 8-8 SEC) at [NR/NR] Tennessee Tech (23-7, 15-3 OVC)

**When:** Thursday, March 17 • 7 p.m. CT

**Where:** Eblen Center (10,152) • Nashville, Tenn.

**TV/Webcast:** OVCSports.tv

**Radio:** WMXA 96.7 FM; Andy Burcham (play-by-play), Arnika Edwards (color)

**Audio Webcast:** AuburnTigers.com

**Live Stats:** TTUSports.com

**Series:** Auburn leads, 4-1 (2-0 in Cookeville)

**Last Meeting:** Auburn def. Tennessee Tech 73-54 in Auburn, Ala. (3-18-90)

**Last Meeting in Cookeville:** Auburn def. Tennessee Tech 69-53 (12-19-84)

**Up Next:** With a victory over Tennessee Tech, Auburn would face either Delaware or Toledo in the second round of the WNIT

## AUBURN PROJECTED STARTERS

No.	Pos.	Name	Ht.	Year	PPG	RPG	Hometown
2	G	Morgan Jennings	5-8	Jr.	3.3	1.7	Atlanta, Ga.
5	G	Alli Smalley	5-8	Sr.	12.1	3.2	Arab, Ala.
14	F	Blanche Alverson	6-3	So.	10.5	4.6	Andalusia, Ala.
23	F	Chantel Hilliard	6-2	Jr.	6.3	3.5	Biloxi, Miss.
25	F	Jassany Williams	6-2	Fr.	3.6	3.7	Davie, Fla.

## OFF THE BENCH

1	G	Morgan Toles	5-9	So.	8.6	(avg) 5.1	Fayetteville, Ga.
4	G	Parrisha Simmons	6-0	Jr.	2.4	3.2	Macon, Ga.
11	G	Courtney Strain	5-9	Fr.	2.4	0.8	Woodland, Ala.
20	C	Pascale West	6-8	So.	0.9	0.5	LaGrange, Ga.
22	G	Camille Glymph	5-10	Fr.	1.6	(avg) 0.7	Greenville, S.C.
32	G/F	Tyrese Tanner	6-2	Fr.	4.4	2.9	Birmingham, Ala.
34	C	Peyton Davis	6-5	Fr.	1.4	1.3	Birmingham, Ala.

Head Coach: Nell Fortner / Associate Head Coach: Kerry Cremeans / Assistant Coaches: Mark Simons and Carla McGhee

## TENNESSEE TECH PROJECTED STARTERS

No.	Pos.	Name	Ht.	Year	PPG	RPG	Hometown
3	G	Kellie Cook	5-11	So.	6.1	2.6	Madison, Ala.
21	G	Tacarra Hayes	5-7	Jr.	16.8	7.7	Lebanon, Ky.
24	G	Rachel Glidden	5-9	Jr.	6.8	2.5	Pulaski, Tenn.
41	G	Kylie Cook	5-11	So.	5.9	4.0	Madison, Ala.
44	C	Brittany Darling	6-5	Jr.	7.6	6.2	Curtice, Ohio

Head Coach: Sytia Messer / Assistant Coaches: Coretta Brown, Steve Wallace and Stacey Franklin

**Media Information**

The Auburn media relations department considers its work with the media a top priority. The 2010-11 Auburn Women's Basketball Media Supplement has been prepared to assist the working media in their coverage of Tiger basketball. If you have not received a copy, or if you need additional information, interview or photograph requests, or have any questions, please contact Matt Crouch in the media relations office at 334.844.9709.

**Interview Policy**

Coach Fortner, her assistants and all women's basketball players are available for phone and personal interviews by contacting Matt Crouch in the media relations office. Post-game interviews will be allowed following a 10-minute cooling off period. Non-game day requests will be met based on the players class and practice schedules.

**Credentials**

Anyone wishing to cover an Auburn women's basketball game should contact Matt Crouch in the media relations office at least one day in advance in order to make the proper arrangements.

**On the Air**

The Tigers can be heard live locally in Auburn on Mix 96.7 FM for the entire regular and postseasons. Andy Burcham, in his 23rd season with the women's basketball program and handles play-by-play duties. Arnika Edwards joins Burcham for her fourth season and provides color commentary. Each game can also be heard live on the internet at [www.AuburnTigers.com](http://www.AuburnTigers.com).

**Weekly Live Radio Show**

Starting in January, every Tuesday at 6 p.m. CT Nell Fortner will host a live show from Logan's Roadhouse in Tiger Town with Andy Burcham. Fans can listen to the show on 96.7 FM. The number to call in to the show is 1-800-282-2557.

**Game-Day Services**

Statistics, rosters and game notes will be provided prior to the game in the media work room. Box scores will also be handed out during and following the game. Phones and fax machines are available in the media work room.

**Photo/Video Services**

Todd Van Emst of the Auburn Media Relations office handles all photo requests. Please contact Van Emst at 334-844-9514. Satellite feeds of selected Auburn women's basketball games are available for the media. A number of studio and satellite services may be arranged for electronic media by calling Steve Sain in the Auburn Media Relations office at 334.844.9809.

**On the Web**

The home for Auburn Athletics on the web, [www.AuburnTigers.com](http://www.AuburnTigers.com), is your source for Auburn Women's Basketball. The website offers the most recent information and news on the Tigers. At [AuburnTigers.com](http://AuburnTigers.com), you can also listen to each women's basketball game broadcast live and follow along on live scoring for every home game.



**Follow Auburn Women's Basketball on Twitter**  
**@AuburnWBB**

**2010-11 Numerical Roster**

No.	Name	Height	Position	Class	Hometown/High School
1	Morgan Toles	5-9	Guard	SO	Fayetteville, Ga./Sandy Creek
2	Morgan Jennings	5-8	Guard	JR	Atlanta, Ga./Frederick Douglass
4	Parrisha Simmons	6-0	Guard	JR	Macon, Ga./Southwest Macon
5	Alli Smalley	5-8	Guard	SR	Arab, Ala./Arab
11	Courtney Strain	5-9	Guard	FR	Woodland, Ala./Woodland
14	Blanche Alverson	6-3	Foward/Guard	SO	Andalusia, Ala./Buford (Ga.)
20	Pascale "P.J." West	6-8	Center	SO	LaGrange, Ga./Troup County
22	Camille Glymph	5-10	Guard	FR	Greenville, S.C./J.L. Mann
23	Chantel Hilliard	6-2	Forward/Center	JR	Biloxi, Miss./St. Martin
25	Jassany Williams	6-2	Forward	FR	Davie, Fla./Nova
32	Tyrese Tanner	6-2	Forward	FR	Birmingham, Ala./Hoover
34	Peyton Davis	6-5	Center	FR	Birmingham, Ala./Mortimer Jordan

**2010-11 Alphabetical Roster**

No.	Name	Height	Pos.	Ht.	Hometown
14	Blanche Alverson	6-3	Foward/Guard	SO	Andalusia, Ala./Buford (Ga.)
34	Peyton Davis	6-5	Center	FR	Birmingham, Ala./Mortimer Jordan
22	Camille Glymph	5-10	Guard	FR	Greenville, S.C./J.L. Mann
23	Chantel Hilliard	6-2	Forward/Center	JR	Biloxi, Miss./St. Martin
2	Morgan Jennings	5-8	Guard	JR	Atlanta, Ga./Frederick Douglass
4	Parrisha Simmons	6-0	Guard	JR	Macon, Ga./Southwest Macon
5	Alli Smalley	5-8	Guard	SR	Arab, Ala./Arab
11	Courtney Strain	5-9	Guard	FR	Woodland, Ala./Woodland
32	Tyrese Tanner	6-2	Forward	FR	Birmingham, Ala./Hoover
1	Morgan Toles	5-9	Guard	SO	Fayetteville, Ga./Sandy Creek
20	Pascale "P.J." West	6-8	Center	SO	LaGrange, Ga./Troup County
25	Jassany Williams	6-2	Forward	FR	Davie, Fla./Nova

**STAFF:**

**Head Coach:** Nell Fortner (Texas, 1982)

**Assistant Coach:** Kerry Cremeans (Florida, 1994)

**Assistant Coach:** Mark Simons (Aquinas College, 1972)

**Assistant Coach:** Carla McGhee (Tennessee, 1990)

**Director of Basketball Operations:** Melissa Maines (Texas Tech, 1998)

**Video Coordinator:** Kelly Komara (Purdue, 2002)

**Administrative Assistant:** Ashley Langford (Tulane, 2009)

**Director of Administrative Support Services:** Arnika Edwards (Alabama A&M, 1991)

**Athletic Trainer:** Angie Lawrence (Appalachian State, 1997)

**Student Assistant:** Reneisha Hobbs (Auburn, 2010)

**BY CLASS:**

**Seniors (1):** Alli Smalley

**Juniors (3):** Chantel Hilliard, Morgan Jennings, Parrisha Simmons

**Sophomores (3):** Blanche Alverson, Morgan Toles, Pascale "P.J." West

**Freshmen (5):** Peyton Davis, Camille Glymph, Courtney Strain, Tyrese Tanner, Jassany Williams

## Projected Auburn Starters



### Morgan Jennings

Guard  
5-8  
Junior  
Atlanta, Ga.  
Frederick Douglass High School  
3.3 ppg / 1.1 apg / 1.7 rpg

2

- Scored career-high 16 points Feb. 27 vs. Kentucky
- Starting in place if injured point guard Morgan Toles
- Dished out career-high 6 assists at George Washington
- Averaging 8.3 ppg as a starter the last four games



### Alli Smalley

Guard  
5-8  
Senior  
Arab, Ala.  
Arab High School  
12.1 ppg / 1.6 spg / 3.2 rpg

5

- An All-SEC First Team selection
- Set AU career 3-point record against Temple; hit 200th of career vs. Ole Miss
- Moved into top 10 in career scoring at AU vs. LSU; has 1,571 career points
- Averaging 20.0 ppg in the last three games



### Blanche Alverson

Guard/Forward  
6-3  
Sophomore  
Andalusia, Ala.  
Buford (Ga.) High School  
10.5 ppg / 4.6 rpg / .302 3fg%

14

- Leads Auburn in rebounding with 4.6 rpg
- Scored career-high 27 pts vs. Ole Miss, including career-high five 3-pointers
- Has also scored in double figures in 17 games this season
- Ranks 9th in career 3-pointers at Auburn with 89



### Chantel Hilliard

Forward/Center  
6-2  
Junior  
Biloxi, Miss.  
St. Martin High School  
5.9 ppg / 3.2 rpg / .523 fg%

23

- Tallied first career double-double with 18 pts and 11 rebs vs. MSU
- Leads Auburn in field goal percentage with a .524 mark
- Scored a career-high 18 points vs. Florida, also tied career high with 11 boards
- Has led Auburn in scoring in four games this season



### Jassany Williams

Forward  
6-2  
Freshman  
Davie, Fla.  
Nova High School  
3.6 ppg / 3.7 rpg / 0.7 bpg

25

- Earned her first career start at LSU on Feb. 10
- Scored career-high 13 points on Dec. 2 against South Alabama
- Pulled down career-high 12 rebounds vs. Alabama on Feb. 17
- Has played at least 10 minutes in all but 3 games this season

## Auburn Women's Basketball Quick Hitters

- Alli Smalley was named to the All-SEC First Team by the league coaches; honorable mention by the AP
- Auburn is 7-1 all-time in the WNIT and won it in 2003; the Tigers are making their third WNIT appearance
- When playing in the WNIT on the road, Auburn has a 3-1 record
- AU last played in the WNIT in 2007, advancing to the tournament quarterfinals
- The game will be streamed live on OVCSports.tv; the game is free but registration is required
- AU's win at Georgia gave Auburn its 15th win on the season, making it eligible for post-season play
- Alli Smalley scored the 1,500th point of her career at Arkansas, becoming the ninth Auburn player to reach the plateau
- Five different Tigers have tallied at least 20 steals so far this season
- Auburn utilized its eighth different starting lineup of the season at Georgia
- This will be the sixth meeting between Auburn and Tennessee Tech with Auburn leading 4-1; 2-0 in Cookeville
- Auburn is coming off a 49-47 loss to Mississippi State in the first round of the SEC Tournament; Tennessee Tech is coming off an 82-76 loss to UT Martin in the OVC Tournament Championship
- Auburn won the last meeting, 73-54, over Tennessee Tech in the first round of the 1990 NCAA Tournament
- This will be the first meeting between Nell Fortner and TTU's Sytia Messer
- Auburn is 3-0 all-time when playing on March 17 with all three games coming in the NCAA Tournament
- The Tigers are 81-46 all-time in the month of March, 8-10 under Fortner
- Auburn is 29-43 all-time against teams from the state of Tennessee
- AU is 25-2 all-time vs. team from the Ohio Valley Conference; one of the two losses is to Tennessee Tech
- When playing in the state of Tennessee, Auburn has a 29-43 record; 4-1 when playing in Cookeville
- Senior Alli Smalley moved into the top 10 in career scoring at Auburn against LSU; she now has 1,571 points
- Smalley recorded her 200th career 3-pointer vs. Ole Miss, becoming the first Auburn player ever to reach the plateau
- Auburn is 85-2 under Fortner when scoring 70 or more points
- The Tigers are averaging 17.8 points per game scored on turnovers and have scored 20 or more points off turnovers on nine occasions this season
- Sophomore Blanche Alverson was named to the Capital One Academic All-District Second Team
- Auburn is playing its first season in the new \$86 million Auburn Arena
- The season-opening win over Mercer was the first regular-season Auburn win, men or women, in the new facility
- Alli Smalley broke the Auburn career 3-point record against Temple, she now has 218 on her career
- Alli Smalley and Tyrese Tanner were named to the Junkanoo Jam All-Tournament Team on Nov. 27
- Auburn was picked sixth in the SEC Preseason Media and Coaches' polls, Tennessee was picked to win the league
- Alli Smalley was picked the the Coaches' Preseason All-SEC First Team and to the media's Second Team
- Nell Fortner is beginning her seventh season at Auburn, marking her longest tenure at any job
- The Tigers welcome five newcomers: Peyton Davis, Camille Glymph, Courtney Strain, Tyrese Tanner, Jassany Williams
- Auburn is a first- and second-round host of the 2011 NCAA Tournament in the new Auburn Arena



Get your tickets now!

Log on to [AUBTix.com](http://AUBTix.com) for  
NCAA Tournament tickets.

### INDIVIDUAL CATEGORY LEADERS

Auburn	Tennessee Tech
Alli Smalley - 12.1	Points ..... Tacarra Hayes - 16.8
Blanche Alverson - 4.6	Rebounds ..... Tacarra Hayes - 7.7
Morgan Toles - 5.1	Assists ..... Tacarra Hayes - 4.7
Alli Smalley - 1.6	Steals ..... Tacarra Hayes - 1.7
Jassany Williams - 0.7	Blocks ..... Brittany Darling - 0.9
Alli Smalley - 29.9	Minutes Played ..... Tacarra Hayes - 35.5
Chantel Hilliard - .524	Field Goal Percentage ..... Brittany Darling - .507
Alli Smalley - .401	3-Point Percentage ..... Molly Heady - .415
Alli Smalley - .762	Free-Throw Percentage ..... Rachel Glidden - .875

**AUBURN WOMEN'S BASKETBALL WEEKLY SCHEDULE**

	<b>Tuesday 15</b>	<b>Wednesday 16</b>	<b>Thursday 17</b>	<b>Friday 18</b>	<b>Saturday 19</b>	<b>Sunday 20</b>	<b>Monday 21</b>
<b>Feb. 28 through March 6</b>	Practice 9 - 11 a.m. Auburn Arena	Travel to Cookeville, Tenn.	Auburn vs. Tennessee Tech 7 p.m. Eblen Center	TBA	TBA	TBA	TBA

**General Information**

School..... Auburn University  
City / Zip..... Auburn, Ala. / 36849  
Founded..... Oct. 1, 1856  
Enrollment..... 24,602  
Nickname..... Tigers  
Colors..... Burnt Orange and Navy Blue  
Home Court..... Auburn Arena (9,121)  
Affiliation..... NCAA Division I  
Conference..... Southeastern Conference  
President..... Dr. Jay Gogue  
Athletic Director..... Jay Jacobs  
Senior Women's Administrator..... Meredith Jenkins  
Faculty Athletics Representative..... Dr. Mary Boudeaux  
University Website..... www.Auburn.edu

**Team Information**

2009-10 Record (SEC Record)..... 15-16 (5-11)  
SEC Finish / Tournament Finish..... 10th / Second Round  
All-time SEC Record..... 187-157 (.544)  
All-time SEC Tournament Record..... 34-28  
Starters Returning/Lost..... 5/1  
Letterwinners Returning/Lost..... 9/2  
Newcomers..... 5  
First Year of Basketball..... 1971  
Overall Record..... 794-361 (.687)  
NCAA Tournament Appearances/Last..... 18/2009  
NCAA Tournament Record..... 29-18  
WNIT Appearances/Last..... 3/2011  
WNIT Record..... 7-1

**Basketball Staff**

Head Coach (Alma Mater)..... Nell Fortner (Texas, 1982)  
Record at Auburn..... 131-88 (7th season)  
Career Record..... 148-99 (8th season)  
Associate Head Coach (Alma Mater)..... Kerry Cremeans (Florida, 1994)  
Assistant Coaches (Alma Mater)..... Mark Simons (Aquinas College, 1972)  
..... Carla McGhee (Tennessee, 1990)  
Director of Basketball Operations..... Melissa Maines  
Director of Administrative Support Services..... Arnika Edwards  
Administrative Assistant..... Ashley Langford  
Student Assistant..... Reneisha Hobbs  
Video Coordinator..... Kelly Komara  
Secretary..... Ann Yates  
Basketball Office Phone..... (334) 844-9200  
Basketball Office Fax..... (334) 844-9862  
Strength and Conditioning..... Megan Young  
Athletic Trainer..... Angie Lawrence  
Academic Counselor..... Mary Ann Taylor-Sims

**Radio Broadcast Information**

Radio Station..... WMXA (96.7 FM)  
Play-by-Play..... Andy Burcham  
Color..... Arnika Edwards  
Burcham Email..... aburcham@aunetwork.com  
Burcham Office Phone..... (334) 826-2929  
Network Address..... Auburn Network, Inc.  
..... P.O. Box 950  
..... Auburn, AL 36831-0950

**TENNESSEE TECH MEDIA RELATIONS**

For information on the Tennessee Tech Golden Eagle women's basketball team, contact Nick Burns in the media relations office. His number is 952.380.8056 and his email is nburns@ntech.edu.

For more information, go to [www.TTUSports.com](http://www.TTUSports.com).

**RANKINGS**

Auburn and Tennessee Tech are not ranked.

**NEXT UP FOR THE TIGERS**

With a win over Tennessee Tech, Auburn would face either Delaware or Toledo in the second round of the WNIT.

**AUBURN'S POST-GAME PROCEDURE**

The Auburn locker room is closed. After a brief cooling-off period, Coach Fortner and requested players will be available to the media.

**ON THE TUBE... ER, MONITORS**

The Auburn - Tennessee Tech WNIT game will be broadcast on OVCsports.tv. The broadcast is free, but viewers will be required to go through the registration and login process prior to viewing.

**QUICK HITS**

Auburn is in its 40th season of women's basketball and sports an all-time record of 794-361... AU has made 18 NCAA Tournament appearances, three WNIT appearances and three Final Fours in the program's history... Head Coach Nell Fortner is in her seventh season at Auburn with a 148-99 career record and a 131-88 record on the Plains... The Tigers are coming off a 15-16 season in 2010.

**AUBURN-TENNESSEE TECH SERIES**

This will be the sixth meeting between Auburn and Tennessee Tech with the Tigers leading, 4-1. Auburn leads the series 2-0 when playing in Cookeville, Tenn., and won the only postseason meeting, which was in the 1990 NCAA Tournament.

Previous meetings against Tennessee Tech:

Dec. 4, 1982	W	63-37	Auburn
Dec. 15, 1984	W	77-65	Cookeville, Tenn.
Dec. 19, 1984	W	69-53	Cookeville, Tenn.
Dec. 21, 1989	L	60-77	Las Vegas, Nev.
March 18, 1990	W	73-54	Auburn

**SCOUTING AUBURN**

After entering the month of February in a tie for second place in the SEC, the Tigers struggled to finish out the season with a 2-6 mark in the month and a loss in the first round of the SEC Tournament. Auburn managed to finish the season in a tie for fifth in the SEC and a .500, 15-15, overall record to earn a bid to the WNIT.

It marks the fourth time in the last five years for the Tigers to advance to the postseason. The WNIT appearance is Auburn's third appearance in the tournament.

The Tigers have lived off their defense this season, averaging 8.6 steals and 3.9 blocks per game. Auburn opponents average 18.8 turnovers per game with the Tigers scoring an average of 17.8 points per game off of turnovers.

Senior Alli Smalley, an All-SEC First Team selection, leads the team with 12.1 points per game, followed by sophomore Blanche Alverson with 10.5 per game. Smalley and Alverson have also combined to average 3.2 3-pointers made per game.

Alverson also leads the team in rebounding with 4.6 boards per game, followed by freshman Jassany Williams with 3.7 per game. Sophomore Morgan Toles averages 8.6 points and 5.1 assists per game, good enough for first in the SEC.

**SCOUTING TENNESSEE TECH**

Tennessee Tech stormed through the season, compiling a 23-7 record and a 15-3 mark in the Ohio Valley Conference - good enough for the league's regular-season championship. The Golden Eagles advanced to the finals of the OVC Tournament, falling to Tennessee-Martin, 82-76.

The Tigers and Golden Eagles have three common opponents from the season in Alabama A&M, Jacksonville State and Kentucky. Tennessee Tech went 3-1 in four games against those teams, losing only to Kentucky. TTU's seven losses this season came against Middle Tennessee State, Kentucky, Central Florida, Morehead State and UT Martin - all NCAA Tournament teams, with the exception of Morehead State.

Tacarra Hayes is Tennessee Tech's do-everything player. She leads the team in scoring (16.8 ppg), rebounding (7.7 rpg), assists (4.7 apg) and steals (1.7 spg). Molly Heads averages 9.0 points per game while center Brittany Darling averages 7.6 points and 6.2 rebounds per game.

As a team, the Golden Eagles shoot 40.7 percent from the field and 31.1 percent from 3-point range. Eight different players have hit a 3-pointer this season with Rachel Glidden leading the way with 45 at a 30.2 percent clip.

## Statistical Comparison - Auburn at Tennessee Tech

<b>Coach:</b>	<b>Auburn</b> Nell Fortner	<b>Tennessee Tech</b> Syria Messer
<b>Career Record:</b>	148-99	37-23
<b>Top Scorer:</b>	Smalley (12.1)	Hayes (16.8)
<b>Top Rebounder:</b>	Alverson (4.6)	Hayes (7.7)

<b>Series Record:</b>	Auburn leads, 4-1
- at Auburn	Auburn leads, 2-0
- at Cookeville, Tenn.	Auburn leads, 2-0
- at Neutral	Auburn trails, 0-1
- Overall Streak	Auburn won the last meeting

Record	15-15	23-7
Conference Record	8-8	15-3
RPI Ranking	92	103
Points Per Game	61.1	67.7
Scoring Margin	+0.5	+5.3
FG Percentage	.392	.407
Opp. FG %	.393	.374
3FG Percentage	.308	.311
Opp. 3FG %	.349	.313
Rebounds	37.7	41.5
Opp. Rebounds	37.8	35.5
Rebound Margin	-0.1	+6.0
Turnovers	16.9	17.5
Opp. Turnovers	18.8	15.9
Steals	8.6	6.5
Opp. Steals	7.7	7.3
Blocks	3.9	2.9
Opp. Blocks	3.2	2.7

## Around the SEC (Through Games of March 15, 2011)

	SEC	Pct.	Overall	Pct.
Tennessee	16-0	1.000	31-2	.939
Kentucky	11-5	.688	24-8	.750
Vanderbilt	10-6	.625	20-11	.645
Georgia	10-6	.625	21-10	.677
South Carolina	8-8	.500	17-14	.548
Auburn	8-8	.500	15-15	.500
LSU	8-8	.500	19-13	.594
Florida	7-9	.438	18-14	.563
Arkansas	6-10	.375	19-11	.633
Alabama	5-11	.313	16-14	.533
Mississippi State	4-12	.250	13-17	.433
Ole Miss	3-13	.188	10-19	.345

**This Week in the SEC****Wednesday, March 16 • WNIT First Round**

South Carolina at North Carolina-Charlotte 6 p.m.

**Thursday, March 17 • WNIT First Round**

Lamar at Arkansas 7 p.m.  
Alabama at Memphis 7 p.m.  
Auburn at Tennessee Tech 7 p.m.

**Friday, March 18 • WNIT First Round**

Maryland-Baltimore County at Florida 6 p.m.

**Saturday, March 19 • NCAA First Round**

Stetson at Tennessee 10 a.m.  
Hampton vs. Kentucky 5:30 p.m.

**Sunday, March 20 • NCAA First Round**

Vanderbilt vs. Louisville 10 a.m.  
Middle Tennessee State vs. Georgia 6:30 p.m.

All Times Central

**Moving On Up (Auburn Players in the Career Rankings)...**

- **Alli Smalley** now holds the Auburn record for career 3-pointers with 218 and career 3-point attempts with 622
- **Alli Smalley** needs 51 more field goals to tie Natasha Brackett for 8th all-time in career field goals at Auburn
- **Alli Smalley** needs 12 more points to tie Angie Hannah for 8th all-time in career scoring at Auburn
- **Alli Smalley** needs 3 more 3-pointers to tie Blanche Alverson for 10th all-time in single-season 3-point field goals
- **Blanche Alverson** needs 1 more 3-pointer to tie Tamela McCorvey for 8th all-time in career 3-point field goals
- **Blanche Alverson** needs 1 more 3-pointer to tie Nitasha Brown for 9th all-time in single-season 3-point field goals

**LAST TIME OUT FOR AUBURN**

An Alli Smalley jumper from the right corner that would have tied the game rimmed out as time expired, handing the Auburn women's basketball team a 49-47 loss to Mississippi State in the first round of the Southeastern Conference Tournament on March 3.

Junior Chantel Hilliard, a native of Biloxi, Miss., notched her first career double-double as she led the Tigers with 18 points and 11 rebounds. Alli Smalley, Auburn's lone senior on the squad, followed with 14 points.

Auburn led by as many as 11 points in the second half, holding a 41-30 lead with 9:48 remaining. The Bulldogs out-scored the Tigers 19-6 the rest of the game, taking the lead for good on a jumper from Diamber Johnson with 1:27 left in the game.

Johnson led Mississippi State in scoring with 16 points, all coming in the second half. Senior Mary Kathryn Govero followed with 15 points while Catina Bett added 10. Ashley Brown pulled down a team-high nine rebounds for MSU.

Auburn was able to get the ball to the basket and draw fouls in the game, making it to the free throw line 16 times. But, the Tigers could only connect on 10 of the 16 attempts for 43.8 percent.

Auburn shot just 34.5 percent from the field, connecting on 20-of-58 attempts. The Tigers were also held without a 3-point field goal, shooting 0-for-8 from beyond the arc. Auburn won the rebounding battle, 40-35, and forced 19 Bulldog turnovers, transitioning them into 17 points on the other end.

**LAST TIME OUT FOR TENNESSEE TECH**

Down 17 midway through the second half, Tennessee Tech rallied back but ran out of time as UT Martin downed the Golden Eagles, 82-76, in the OVC Tournament championship game. Tacarra Hayes hit a 3-pointer with two seconds remaining to cut the final margin to six.

TTU scored the first four points of the game and led 8-7 at the first media timeout. But, the Skyhawks came out of the timeout on a 14-4 run to take a lead it would not give up.

Hayes scored 33 of Tennessee Tech's points. She also finished with seven rebounds, six assists and four steals. Molly Heady came off the bench for 14 points while Kylie Cook added 11.

The Golden Eagles shot 41.5 percent for the game and 40.5 percent from 3-point range. TTU also won the rebounding battle, 38-35.

**FORTNER VS. MESSER**

This will be the first meeting between Nell Fortner and Tennessee Tech's Syria Messer. Messer is no stranger to Auburn or the SEC as she played at Arkansas, helping the Razorbacks to a Final Four appearance in 1998 and the WNIT championship in 1999.

Fortner is in her seventh season at Auburn and eighth overall as a collegiate head coach, holding a 148-99 career record. Messer is in her second season as a collegiate head coach at Tennessee Tech and holds a 37-23 record.

**LAST TIME VS. TENNESSEE TECH (March 18, 1990)**

Auburn and Tennessee Tech last met almost exactly 11 years ago, facing off in the first round of the NCAA Tournament in Auburn, Ala. The Tigers pulled out the 73-54 win as the first step in a run to the NCAA Championship game. Auburn eventually fell to Stanford, 88-81.

**ON THIS DATE...**

Auburn is 3-0 all-time when playing on March 17. All three games on March 17 have come in the NCAA Tournament. The last game on March 17 was a 78-74 win over Missouri State in the first round of the 2000 NCAA Tournament in State College, Pa.

**IN MARCH**

Auburn is 81-46 all-time in the month of March, including an 8-10 mark under Nell Fortner (records begin in 1978-79 season, not all dates provided prior to or during that season). Auburn is 59-45 in post-season play in the month of March.

**AGAINST THE VOLUNTEER STATE**

Auburn holds a 50-61 record against teams from the state of Tennessee. Records against Tennessee teams: Austin Peay (2-0), Belmont (1-0), Memphis (1-0), Middle Tennessee State (4-0), Tennessee (10-34), Tennessee-Chattanooga (9-2), Tennessee-Martin (1-0), Tennessee State (2-0), Tennessee Tech (4-1) and Vanderbilt (16-24).

**Associated Press Top-25 Poll****Week 17 (March 7)**

Rank	School	Record	Points	Pvs
1	Connecticut (37)	30-1	973	1
2	Stanford (2)	27-2	929	2
3	Baylor	28-2	887	3
<b>4</b>	<b>Tennessee</b>	<b>31-2</b>	<b>875</b>	<b>4</b>
5	Xavier	27-2	809	6
<b>6</b>	<b>Duke</b>	<b>29-3</b>	<b>774</b>	<b>8</b>
7	UCLA	26-3	716	9
8	Texas A&M	25-4	715	5
9	DePaul	27-5	651	12
10	Notre Dame	25-6	644	7
11	Miami (Fla.)	27-4	552	10
12	Michigan State	26-5	503	11
13	Wisconsin-Green Bay	29-1	465	15
14	North Carolina	25-8	449	19
<b>15</b>	<b>Florida State</b>	<b>23-7</b>	<b>412</b>	<b>14</b>
16	Maryland	23-7	390	13
<b>17</b>	<b>Kentucky</b>	<b>24-8</b>	<b>335</b>	<b>16</b>
18	Ohio State	22-9	262	NR
19	Marist	30-2	250	21
20	Gonzaga	27-4	197	22
21	Oklahoma	20-10	154	18
22	Houston	25-4	128	25
23	Georgetown	22-10	114	17
24	Georgia Tech	23-10	102	NR
25	Marquette	23-8	78	20

**Others Receiving Votes:** Iowa 53, Louisiana Tech 41, Penn State 40, Iowa State 40, West Virginia 33, Texas Tech 31, Brigham Young 13, Kansas State 13, Rutgers 11, **Georgia 10**, **Temple 7**, Tulane 7, Northern Iowa 4, Princeton 4, Bowling Green 3, Louisville 1.

**USA Today / ESPN Top-25 Coaches Poll****Week 17 (March 7)**

Rank	School	Record	Points	Pvs
1	Connecticut (30)	31-1	774	1
2	Stanford (1)	27-2	738	2
3	Baylor	28-2	704	3
<b>4</b>	<b>Tennessee</b>	<b>31-2</b>	<b>693</b>	<b>4</b>
5	Xavier	28-2	651	6
<b>6</b>	<b>Duke</b>	<b>29-3</b>	<b>605</b>	<b>7</b>
7	Notre Dame	26-6	560	8
8	Texas A&M	25-4	556	5
9	UCLA	26-3	549	9
10	Miami (Fla.)	27-4	435	10
11	Wisconsin-Green Bay	29-1	433	12
12	DePaul	27-6	416	13
13	Michigan State	26-5	409	11
14	North Carolina	25-8	355	19
<b>15</b>	<b>Florida State</b>	<b>23-7</b>	<b>332</b>	<b>14</b>
<b>16</b>	<b>Kentucky</b>	<b>24-8</b>	<b>302</b>	<b>16</b>
17	Marist	30-2	261	18
18	Maryland	23-7	246	15
19	Gonzaga	28-4	205	20
20	Oklahoma	20-10	194	17
21	Georgetown	22-10	152	21
22	Houston	25-4	122	24
23	Marquette	23-8	80	23
24	Ohio State	22-9	70	NR
25	West Virginia	23-9	64	22

**Others Receiving Votes:** St. John's 32, Louisiana Tech 29, Iowa State 17, Georgia Tech 17, Iowa 16, Northern Iowa 14, Rutgers 13, Louisville 10, Penn State 6, Brigham Young 5, Texas 3, Syracuse 2, Texas Tech 2, Tulane 2, Middle Tennessee State 1.

**Bold denotes 2010-11 opponents**

**WHEN PLAYING IN TENNESSEE**

When playing in the state of Tennessee, Auburn holds a 29-43 record and a 4-0 record when playing in Nashville. Records against teams when playing in Tennessee: Alabama [Chattanooga] (0-2), Alabama [Memphis] (0-1), Arkansas [Nashville] (1-0), Florida [Chattanooga] (1-1), Florida [Nashville] (1-0), Georgia [Chattanooga] (1-0), Kentucky [Knoxville] (1-1), Kentucky [Chattanooga] (1-1), LSU [Knoxville] (1-0), LSU [Chattanooga] (1-0), Louisiana Tech [Knoxville] (1-0), Middle Tennessee State [Murfreesboro] (2-0), Mississippi [Knoxville] (0-1), Mississippi [Chattanooga] (1-1), Mississippi State [Chattanooga] (0-1), Morgan State [Cookeville] (1-0), Old Dominion [Knoxville] (1-0), Stanford [Knoxville] (0-1), Tennessee [Knoxville] (2-16), Tennessee [Chattanooga] (1-0), Tennessee-Chattanooga [Chattanooga] (3-2), Tennessee Tech [Cookeville] (2-0), Vanderbilt [Knoxville] (1-0), Vanderbilt [Nashville] (5-14) and Virginia Tech [Cookeville] (1-0).

**VS. THE OHIO VALLEY CONFERENCE**

Auburn holds a 25-2 all-time record against current members of the Ohio Valley Conference. Auburn's last meeting against an OVC school came earlier this season in December when it defeated Jacksonville State, 79-60. Of the two losses to OVC teams, one is to JSU and the other is to Tennessee Tech.

**IN THE WNIT**

Auburn has a 7-1 all-time record in the WNIT and won it in 2003. Coach Fortner is 2-1 in the tournament after advancing to the quarterfinals in 2007. This is Auburn's third appearance in the WNIT. When playing on the road in the WNIT, Auburn has a 3-1 record.

**LAST TIME IN THE WNIT**

Auburn last played in the WNIT in 2007, going 2-1 in the tournament with a quarterfinal appearance. The Tigers downed Alabama-Birmingham, 74-60, at home in the first round of the tournament. Auburn then traveled to Kansas State for a 67-54 win before falling at Virginia Tech, 81-73.

**2003 WNIT CHAMPIONS**

Auburn's first WNIT appearance was a good one as the Tigers won the tournament title. Auburn played the first three rounds at home, downing South Alabama (77-53), Florida State (68-57) and Richmond (59-53). The Tigers then traveled to Creighton for a 73-62 before wrapping up the title with a 64-63 win at Baylor.

**ALLI SMALLEY NAMED TO ALL-SEC FIRST TEAM**

Auburn senior Alli Smalley was named to the All-SEC First Team, the league announced March 1. Smalley, a native of Arab, Ala., finished the regular season averaging 12.1 points and 3.2 rebounds per game. She posted 11.6 points and 3.6 rebounds in SEC play and she scored more than 20 points in three games this season, including the last two.

She also led the Tigers in steals, averaging 1.7 per game this season, good enough to rank 10th in the SEC.

Smalley was also named honorable mention All-SEC by the

Associated Press.

**POST-SEASON ELIGIBLE**

With its 63-58 win at #22 Georgia on Feb. 24, Auburn picked up its 15th victory of the season, making the team post-season eligible. With 15 wins, the Tigers were guaranteed to finish at least .500 on the season.

In the 30 years since the creation of the NCAA Tournament, Auburn has advanced to postseason play 21 times.

**SENIOR DAY SPOILERS**

Playing on Georgia's Senior Night on Feb. 24, Auburn served as the spoiler by defeating the Bulldogs, 63-58. The victory was Auburn's first over a ranked team this season and the first for the Tigers in Athens, Ga., since Feb. 7, 1993.

**COUNTING DOWN TO 800**

The Auburn women's basketball team is counting down to 800 victories in the program's history, currently sitting at 794. With postseason play coming up, Auburn could reach the 800 plateau this season.

**1,500 FOR ALLI**

With her 19 points at Arkansas on Feb. 13, senior Alli Smalley joined an exclusive club as she became just the ninth Auburn player ever to score 1,500 career points. The 19 points gave her exactly 1,500 points on her career. She is the second player recruited to Auburn by Nell Fortner to reach the plateau, joining DeWanna Bonner.

**DEADLY TANDEM**

Alli Smalley and Blanche Alverson have hit 307 combined 3-pointers in their career, making them the second-most dangerous long-range duo in Auburn's history.

Samantha Williams and Kristen Mulligan hold the honor as Auburn's most prolific 3-point duo, connecting on 310 from 1992-96.

**STINGY TIGERS**

Five different Tigers have at least 20 steals so far this season. Senior Alli Smalley leads the way with 48, followed by Morgan Toles with 30. Blanche Alverson has 26 while freshman Jassany Williams and junior Morgan Jennings have 25 and 26, respectively.

**A NEW LINEUP**

With the departure of Jordan Greenleaf from the team, Auburn utilized its sixth different starting lineup of the season Feb. 10 at LSU. Included in the lineup was freshman Jassany Williams, who earned the first start of her career. Sophomore Blanche Alverson is the only Tiger to have started in every game this season.

With sophomore Morgan Toles out indefinitely with an injury, Auburn has used its seventh and eighth starting lineups of the season.

**SEC POSTSEASON HONORS**

(By vote of SEC head coaches)

**SEC Player of the Year**

Shekinna Stricklen, Tennessee

**SEC Freshman of the Year**

Meighan Simmons, Tennessee

**SEC Defensive Player of the Year**

Victoria Dunlap, Kentucky

**SEC Sixth Woman of the Year**

Stephanie Holzer, Vanderbilt

**SEC Scholar-Athlete of the Year**

Mary Kathryn Govero, Mississippi State

**SEC Coach of the Year**

Pat Summitt, Tennessee

**All-SEC First Team**

Tierney Jenkins, Alabama  
 Alli Smalley, Auburn  
 Porsha Phillips, Georgia  
 Victoria Dunlap, Kentucky  
 LaSondra Barrett, LSU  
 Shekinna Stricklen, Tennessee  
 Glory Johnson, Tennessee  
 Jence Rhoads, Vanderbilt

**All-SEC Second Team**

C'eira Ricketts, Arkansas  
 Sarah Watkins, Arkansas  
 Jasmine James, Georgia  
 A'dia Mathies, Kentucky  
 Kayla Melson, Ole Miss  
 Mary Kathryn Govero, Mississippi State  
 Iesia Walker, South Carolina  
 Meighan Simmons, Tennessee

**SEC All-Freshman Team**

Kaneisha Horn, Alabama  
 Jaterra Bonds, Florida  
 Khaalidah Miller, Georgia  
 Bernisha Pinkett, Kentucky  
 Valencia McFarland, Ole Miss  
 Meighan Simmons, Tennessee  
 Jasmine Lister, Vanderbilt  
 Stephanie Holzer, Vanderbilt

**SEC All-Defensive Team**

Tierney Jenkins, Alabama  
 Meredith Mitchell, Georgia  
 Victoria Dunlap, Kentucky  
 A'dia Mathies, Kentucky  
 Katherine Graham, LSU  
 Glory Johnson, Tennessee

**BOUNCING BACK**

After winning the season-opener, Auburn went on to lose the next four games, including two to ranked teams. Since then, the Tigers have notched a 14-11 record to move above .500 for the first time since the season-opener.

**ALVERSON NAMED SEC PLAYER OF THE WEEK****(Jan. 17)**

For the first time in her career, Auburn sophomore Blanche Alverson was named the Southeastern Conference Player of the Week, the league announced Jan. 17. Alverson earned the award after leading the Tigers to a 2-0 record during the previous week, averaging 18.0 points, 5.0 rebounds and 3.5 steals per game.

Included in the week was a career-high 27 points and five 3-pointers vs. Ole Miss. She also tallied a career-high four steals vs. LSU along with two blocked shots.

**TURNING ON THE DEFENSE**

Senior Alli Smalley has turned up the defensive pressure lately. The senior has 48 steals on the season, but 32 of them have come in the last 18 games. Since the Dec. 30 game vs. Jacksonville State, Smalley is averaging 1.8 steals per game. Her 1.6 steals per game on the season tie her 11th in the SEC.

**DONE AT 106**

Senior Alli Smalley earned her first career start on Dec. 29, 2007 at Saint Joseph's, the 14th game of her collegiate career. That would be the first of 106 consecutive starts for Smalley. The run ended Feb. 6 as she was held out of the starting lineup vs. Mississippi State because of illness.

Her 106-game consecutive start streak is the second-longest in team history, trailing only Kristen Mulligan and her 118-game consecutive start streak from 1992-96.

**BREAKING INTO THE TOP 10**

With her layup at the 3:42 mark of the first half of the Jan. 16 game vs. LSU, senior Alli Smalley tied former Tiger Lori Monroe (1979-83) for 10th all-time in career scoring at Auburn with 1,409 points.

Smalley went on to score 10 points in the game, giving her sole possession of 10th. She currently ranks ninth with 1,571 career points.

**BOMBS AWAY**

With her two 3-pointers on Jan. 20 at Mississippi State, sophomore Blanche Alverson moved into Auburn's top-10 career 3-point list. The pair gave her 75 on her career, moving her past DeWanna Bonner for sole possession of 10th all-time.

She currently ranks ninth with 89 on her career.

**CLEARING 20**

Senior Alli Smalley became the first Tiger to clear the 20-point plateau this season, scoring 22 in Auburn's loss to Temple on Dec. 4. She did it again at Georgia on Feb. 24, tallying 22 points to lead the Tigers past the Bulldogs, and then again on Feb. 27 vs. Kentucky, scoring 24 points. It was the 16th time in her career for her to clear 20 points.

Sophomore Blanche Alverson followed with her first career 20-point game against Ole Miss on Jan. 13 with a career-high 27 points. Fellow Sophomore Morgan Toles notched one of her own on Jan. 30 against South Carolina, scoring a career-high 21 points in the win.

**OFFENSIVE EXPLOSION**

Auburn tied its season-high with 85 points scored against Ole Miss on Jan. 13. It ties the mark the Tigers set earlier in the season against Seton Hall. The 85 points is also the most for the Tigers against an SEC opponent since Auburn racked up 94 points against Arkansas on March 1, 2009.

**DOUBLE DOWN**

Senior Jordan Greenleaf pulled down 12 rebounds with 16 points in the season-opener against Florida State, earning her first double-double of the season and fourth of her career. She came back with another at South Florida, scoring 13 points with 10 rebounds.

Against Jacksonville State, sophomore point guard Morgan Toles notched her first career double-double with 10 points and 10 assists. She became the first Auburn player to record a points-assists double-double since Whitney Boddie accomplished the feat against Ole Miss on March 6, 2009 in the SEC Tournament.

Against her home-state team of Mississippi State, junior Chantel Hilliard tallied her first career double-double in the SEC Tournament, notching 18 points with 11 rebounds.

**LEAGUE BEST**

Sophomore Morgan Toles has proven herself to be among the best point guards in the SEC this season. She currently leads the conference in assist-to-turnover ratio and assists. Toles has a league-best 2.4 assist-to-turnover ratio, well ahead of second-place Jence Rhoads (1.7) of Vanderbilt. Toles also averages 5.1 assists per game, leading Rhoads and her 4.8 per game.

**DEFENSE MAKES OFFENSE**

Auburn has used its defense to create its offense this season. So far, the Tigers have scored a total of 534 points off of turnovers (nearly 30 percent of Auburn's total points scored), including a season-high mark of 39 against Alabama A&M. AU has scored 20 or more points off turnovers in nine games this season.

While averaging 8.6 steals, 3.9 blocks and 18.8 opponent turnovers per game this season, Auburn has turned the efforts into an average of 17.8 points off turnovers per game.

## The Southeastern Conference

**Commissioner:** Mike Slive

**Founded:** 1933

**Members:**

Alabama Crimson Tide  
Arkansas Lady Razorbacks  
Auburn Tigers  
Florida Gators  
Georgia Bulldogs  
Kentucky Wildcats  
LSU Tigers  
Mississippi Rebels  
Mississippi State Bulldogs  
South Carolina Gamecocks  
Tennessee Lady Volunteers  
Vanderbilt Commodores

**SEC Media Relations**

**Women's Basketball Contact:** Tammy Wilson

**Address:**

2201 Richard Arrington Blvd.  
Birmingham, Ala. 35203-1103

**Phone:** 205.458.3000

**Fax:** 205.458.3031

**E-mail:** twilson@sec.org

**Web site:** www.SECsports.com

## SEC Women's Basketball Notes

- The SEC has posted impressive non-conference records in the last decade. The SEC compiled a 121-45 (.729) non-conference record during the 2009-10 season.
- Since the 1990 season, the SEC has compiled a 2,774-844 (.767) record against other conferences. The league has recorded 150+ wins during eight seasons and has never recorded a non-conference winning percentage below .723.
- SEC teams have earned appearances in 25 of 29 NCAA Final Fours, an accomplishment unmatched by any other league.
- Overall, SEC squads have filled 34 of the 116 Final Four berths, including having two Final Four teams in 1988 (Auburn, Tennessee), 1989 (Auburn, Tennessee), 1995 (Georgia, Tennessee), 1996 (Georgia, Tennessee), 1998 (Arkansas, Tennessee), 2004 (LSU, Tennessee), 2005 (LSU, Tennessee), 2007 (LSU, Tennessee) and 2008 (LSU, Tennessee).
- SEC teams have made 18 appearances in a nation-high 16 NCAA Championship games, winning eight NCAA Championships (Tennessee: 1987, 1989, 1991, 1996, 1997, 1998, 2007 and 2008).
- The league also had the distinction of providing both national finalists twice in its history in 1996 (Tennessee 83, Georgia 65) and in 1989 (Tennessee 76, Auburn 60).
- SEC teams have won 329 NCAA Tournament games against 168 losses (.662) for an average of 11.4 NCAA wins per year.
- In addition, all 12 current members have appeared in the NCAA Tournament.
- The SEC has paced the pack in NCAA tournament bids 21 times in its 29-year history.
- The SEC was the first league to ever have eight teams invited to the NCAA Tournament, doing so in 1999 and 2002.
- The SEC was also the first league to ever have seven teams invited to the NCAA Tournament and earned this honor a leading seven times (1986, 1991, 1995, 1996, 1997, 2003, 2004).
- The SEC is one of a handful of leagues to have won three national tournament titles with eight NCAA, two WNIT and three NWIT. Along with the eight NCAA championships won by Tennessee, Arkansas (1999) and Auburn (2003) captured the current Women's NIT titles. But the first-ever SEC national title belongs to Georgia, winners of the 1981 NWIT which predates the current NCAA tournament. LSU (1985) and Kentucky (1990) each won NWIT titles. Both Arkansas (1987) and South Carolina (1979) won the WNIT as members of their previous conferences.
- In 2003, Auburn won the WNIT title with wins over South Alabama, Florida State, Richmond, Creighton and Baylor. In 1999, the Arkansas Lady Razorbacks defeated Wisconsin 76-64 to claim the SEC's first WNIT championship.
- In 1981, Georgia defeated Pittsburg, California and Arizona State (in OT) to capture the NWIT Championship, the first-ever national championship of any kind for the SEC in women's basketball.

## BALANCED SCORING

Auburn had five players score in double figures in its last two non-conference games. Against Alabama A&M, it was Greenleaf (15), Alverson (14), Smalley (12), Hilliard (12) and Toles (11). Against Jacksonville State, it was Alverson (17), Greenleaf (15), Smalley (11), Tanner (11) and Toles (10).

Against Florida in the SEC home opener, the Tigers had four players score in double figures: Hilliard (17), Alverson (15), Greenleaf (11) and Smalley (10). The Tigers wrapped up SEC play just how it started with four players in double figures: Smalley (24), Jennings (16), Alverson (10) and Hilliard (10).

It marked the sixth time this season for Auburn to have four players in double figures. The other times were against South Alabama with Smalley (15), Williams (13), Greenleaf (11) and Toles (10) scoring in double figures; and against Seton Hall with Smalley (15), Jennings (14), Toles (12) and Alverson (12).

## DOMINATING THE PAINT

Auburn has out-scored its opponents in the paint 15 times this season, but against Alabama A&M it was a dominating effort with 44 points scored in the paint. It marked the most points scored by the Tigers in the paint in almost two years as it was the most since Auburn tallied 56 against Arkansas on March 1, 2009.

## SPREADING THE WEALTH

After freshman Tyrese Tanner led Auburn with 15 points at Chicago State, she became the sixth Tiger this season to lead Auburn in scoring. Others are Alli Smalley, Blanche Alverson, Chantel Hilliard, Morgan Toles and Jordan Greenleaf.

## LONG DISTANCE RECORD BREAKER

With her 3-pointer with 1:22 left in the Temple game on Dec. 4, Auburn senior Alli Smalley recorded the 185th 3-pointer of her Auburn career, giving her sole possession of the AU 3-point record. She now has 218 on her career.

## NO. 200 FOR NELL

The Dec. 21 game at Chicago State marked the 200th for Nell Fortner as Auburn's head coach. She picked up the win and had a 121-79 record through her first 200 games.

## STARTING OFF WITH A WIN

Auburn opened SEC play at Alabama on Jan. 3 with a 66-55 victory, marking the third time under Nell Fortner for the Tigers to win their SEC opener and just the second time for Auburn to win its SEC road opener. All-time, the Tigers are now 12-20 in SEC road openers.

The Tigers came out in their next game to defeat Florida, 73-56, in Auburn's first SEC game in the new Auburn Arena. AU is now 18-14 in SEC home openers and 3-4 under Nell Fortner.

## AGAINST THE SEC

Auburn has a 187-158 all-time record in the Southeastern Conference. The Tigers have won five SEC titles and four SEC Tournament titles, most recently winning the regular-season title in 2009 after 14-2 league mark.

## TOUGH START

Auburn is coming off its most difficult start to a season in the program's history. After opening against Mercer, Auburn played 16th-ranked Florida State and sixth-ranked Duke, giving the Tigers two ranked opponents in the first three games for the first time in school history.

## BREAKING THE STREAK

Auburn's 85-51 win over Seton Hall broke a four-game losing streak for the Tigers - a streak that tied for the longest losing streak since the 2004-05 season. Auburn has not lost more than four consecutive games since it lost six in a row from Dec. 31, 2004 - Jan. 20, 2005.

## TURN IT IN TO POINTS

The Tigers have notched a pair of impressive defensive performances this season. In the first, Auburn forced 31 Seton Hall turnovers on Nov. 27, turning them in to 36 points on the other end of the floor.

The Tigers were at it again against Alabama A&M, forcing 29 turnovers on 18 steals, turning them into 39 points on the other end. It marked the most points scored by the Tigers off turnovers since Auburn scored 39 against Sam Houston State on Dec. 5, 2008. The 18 steals were also the most since AU picked up 22 against Alabama A&M on Nov. 14, 2008.

## DISHING IT OUT

By playing in her 30th career game against Mercer, Auburn sophomore became eligible for the career assist rankings. With 267 on her career, she ranks fifth all-time at Auburn with 4.8 per game.

## I'M FIRST!

While it was Mercer's Sharnea Boykin who scored the first field goal in Auburn Arena, sophomore Blanche Alverson came down on the very next possession to pick up Auburn's first field goal and the first 3-pointer in the facility.

## OFFENSE WINS GAMES

Auburn is 85-2 when scoring 70 or more points in the Nell Fortner era. The only times Auburn has lost when scoring at least 70 points was on Jan. 20, 2005 vs. No. 7 Tennessee, 71-81 and Feb. 19, 2009 at No. 18 Vanderbilt, 73-70. When scoring less than 70 points, Auburn is 46-86 during the Fortner era.

## HOME COOKIN'

Since a 77-70 loss to Virginia on Jan. 5, 1992, the Auburn Tigers have compiled a 129-10 record against non-conference opponents when playing at home.

**AP SEC POSTSEASON HONORS**

(By vote of SEC media members)

**SEC Player of the Year**

Victoria Dunlap, Kentucky

**SEC Newcomer of the Year**

Meighan Simmons, Tennessee

**SEC Coach of the Year**

Pat Summitt, Tennessee

**All-SEC First Team**

u-Victoria Dunlap, Kentucky  
 Shekinna Stricklen, Tennessee  
 Tierney Jenkins, Alabama  
 Porsha Phillips, Georgia  
 Glory Johnson, Tennessee

**All-SEC Second Team**

Jence Rhoads, Vanderbilt  
 Meighan Simmons, Tennessee  
 C'eira Ricketts, Arkansas  
 LeSondra Barrett, LSU  
 Kayla Melson, Ole Miss

**Honorable Mention All-SEC**

A'dia Mathies, Kentucky  
 Jasmine James, Georgia  
 Alli Smalley, Auburn  
 Sarah Watkins, Arkansas  
 Angie Bjorklund, Tennessee  
 Stephanie Holzer, Vanderbilt  
 Ieasia Walker, South Carolina  
 Adrienne Webb, LSU

**OUTSIDE THE LEAGUE**

Nell Fortner has guided the Tigers to a 78-33 ledger in non-conference play. When playing at home, Fortner's teams have posted a 33-7 mark. The only seven non-conference losses at home came from Xavier on Dec. 2, 2005 (58-60), No. 2 Duke on Dec. 31, 2004 (61-80), No. 20 George Washington on Jan. 3, 2008 (66-68), No. 15 Texas A&M on Nov. 22, 2009 (59-79), No. 16 Florida State on Nov. 15, 2010 (61-67), No. 6 Duke on Nov. 18, 2010 (62-75) and Temple on Dec. 4, 2010 (62-61).

**BUILDING WITH EXPERIENCE**

Auburn entered the 2010-11 season with a mix of youth and experience. Nine of the 14 players on the opening-day roster were either freshmen or sophomores, but among the nine returning players, Auburn brought back 250 games of experience as a starter.

**BLANCHE ALVERSON NAMED TO SEC COMMUNITY SERVICE TEAM**

Auburn sophomore Blanche Alverson has been named to the 2011 Southeastern Conference Women's Basketball Community Service Team, the league announced at the SEC Tournament.

Alverson has been involved with several community service projects during her time at Auburn. She has spent time greeting students at Ogle-tree Elementary School and Drake Middle School and has also worked with the "Wild About Reading Read-A-Thon." She has volunteered at the East Alabama Medical Center/Opelika Sportsplex Camp Good Grief and helped collect food for the East Alabama Food Bank. She also worked with the children at Storybook Farm, a therapeutic horse farm and volunteered to work the Auburn City Schools Educational Foundation FACES 2nd Annual 5k Run/Walk.

**ALVERSON NAMED TO CAPITAL ONE ACADEMIC ALL-DISTRICT IV SECOND TEAM**

Sophomore Blanche Alverson was named to the Capital One Academic All-District IV Second Team, the College Sports Information Directors of America announced Feb. 3.

Alverson, a native of Andalusia, Ala., who is on a pre-med path, has a 3.62 grade-point average.

**SMALLEY AND TANNER NAMED TO JUNKANOO JAM ALL-TOURNAMENT TEAM**

For their play at the Junkanoo Jam, senior Alli Smalley and freshman Tyrese Tanner were named to the Junkanoo Jam All-Tournament Team.

Smalley averaged 13.5 points, 2.5 assists and 2.5 rebounds per game in the two games, scoring a team-high 15 points in Auburn's win over Seton Hall. Tanner averaged 6.0 points and 3.5 rebounds, along with a team-high 2.5 steals per game on the week.

Also on the all-tournament team were Boston College's Stafanie Murphy and Sacred Heart's Callan Taylor. BC's Carolyn Swords was named the tournament MVP.

**SMALLEY NAMED PRESEASON ALL-SEC**

Auburn senior Alli Smalley was named to the Preseason All-SEC team by both the coaches and the media. The Coaches selected Smalley to the Preseason All-SEC First Team while the media voted her to the Second Team.

Smalley averaged 15.7 points per game last season, chipping in 4.4 rebounds and 2.3 assists per outing.

**AUBURN PICKED SIXTH IN SEC PRESEASON MEDIA AND COACHES POLLS**

Coming off a 15-16 season, the Auburn women's basketball team was picked sixth in the preseason SEC media and coaches polls. Tennessee was the preseason favorite in both polls.

**FIRST GAME IN AUBURN ARENA**

Auburn won its inaugural game in the new \$86 million Auburn Arena. The Tigers defeated Mercer, 79-61, for the first regular-season Auburn win, men or women, in the new facility.

The Tigers move across the street this season from its former home, Beard-Eaves-Memorial Coliseum - the team's home since 1974. Auburn played its first game in BEMC on Jan. 11, 1974, defeating in-state rival Alabama, 69-31.

**MAKING IT HOME**

Nell Fortner enters her seventh season as Auburn's head coach, marking her longest tenure at any position in her career. The longest Fortner had stayed at a job prior to Auburn came from 1990-95 while she was an assistant coach at Louisiana Tech under legendary head coach Leon Barmore.

**NEW FACES**

Auburn welcomes five new faces to its lineup this season in freshmen Peyton Davis (Birmingham, Ala.), Camille Glymph (Greenville, S.C.), Courtney Strain (Woodland, Ala.), Tyrese Tanner (Birmingham, Ala.) and Jassany Williams (Davie, Fla.). The recruiting class was ranked 18th in the country by ESPN.com's HoopGurlz.

**TIGERS SIGN HASINA MUHAMMAD FOR 2011-12**

The Auburn women's basketball signed 6-1 guard/forward Hasina Muhammad (Ridgeway HS, Memphis, Tenn.) to a National Letter of Intent, head coach Nell Fortner announced on Nov. 10.

Muhammad is ranked as the No. 66 overall player in the country by ESPN's HoopGurlz. She is also ranked as the 17th-best guard in the country and No. 2 prospect in Tennessee by HoopGurlz.

Muhammad was also ranked by two other recruiting services. She is the No. 50 overall prospect according to the All-Star Girls Report and No. 47 in the Girls Basketball Report.

**TIGERS' RECORD WHEN...**

When wearing white.....	8-8
When wearing orange.....	1-4
When wearing blue.....	6-1
When wearing pink.....	0-2
Leading at the half.....	10-4
Trailing at the half.....	5-9
Tied at the half.....	0-2
Scores 100+ points.....	0-0
Scores 90-99 points.....	0-0
Scores 80-89 points.....	3-0
Scores 70-79 points.....	4-0
Scores 60-69 points.....	5-4
Scores fewer than 60 points.....	3-11
Holds opponent to 41-50 points.....	4-1
Holds opponent to 31-40 points.....	0-0
Holds opponent to under 30 points.....	0-0
Shoots 50% FG or better.....	4-0
Shoots 40-49% FG.....	4-3
Shoots 39% or under FG.....	5-12
Holds opponent under 30% FG.....	1-1
Shoots higher FG% than opponent.....	11-2
Shoots lower FG% than opponent.....	4-13
Shoots higher FT% than opponent.....	6-3
Shoots lower FT% than opponent.....	9-12
Out-rebounds opponent.....	8-6
Out-rebounded by opponent.....	6-7
Tied in rebounds.....	1-2
Versus ranked opponent.....	1-5
In overtime.....	0-0
Games decided by 3 points or less.....	0-3
Games decided by 4-5 points.....	5-0
Games decided by 6-10 points.....	3-3
Games decided by 11-20 points.....	5-8
Games decided by 21-30 points.....	0-0
Games decided by 30+ points.....	2-1
On Television.....	3-5
In November.....	2-4
In December.....	5-2
In January.....	6-2
In February.....	2-6
In March.....	0-1

**WNBA CHAMPION... AGAIN**

After winning a WNBA title in 2009 with the Phoenix Mercury, former Tiger Le'Coe Willingham put herself in select company when she turned around and won it again in 2010, this time with the Seattle Storm.

Willingham, a native of Augusta, Ga., averaged 5.5 points and 4.1 rebounds per game as she helped the Storm to a league-best 28-6 record.

The Storm swept Los Angeles in the first round of the playoffs, setting up a meeting of Willingham and her former team, the Mercury, in the conference finals. She defeated her old team, and former Tiger DeWanna Bonner, in a sweep for a trip to the WNBA finals.

Seattle made it a perfect run through the playoffs, sweeping the Atlanta Dream in three games for the title.

**TIGERS ON THE TUBE**

As part of the SEC's television agreement with ESPN, the Auburn women's basketball team will be televised six times this season on Fox Sports Net, CSS, the SEC Network and ESPN2. The SEC Tournament will be televised on Fox Sports Net, ESPNU and ESPN2. In all, the SEC will be televised in more than 70 games this season.

Auburn will be televised three times at home at the new Auburn Arena and three times on the road. The first will be the SEC-opener on Jan. 2 at Alabama on CSS, followed by a Jan. 16 home meeting with LSU on CSS. The Tigers will appear on CSS again a week later, on Jan. 23, as Tennessee comes to town.

Auburn will then make an ESPN2 appearance on Feb. 13 at Arkansas before traveling to South Carolina for a Feb. 20 game on the Fox Sports Net.

The Tigers will close out the regular season with a Feb. 27 home game against Kentucky on the SEC Network.

**AUBURN TO HOST 2011 NCAA TOURNAMENT  
FIRST AND SECOND ROUNDS**

The new Auburn Arena will close out its first season of operation, March 19-22, as a host site for the first and second rounds of the 2011 NCAA Women's Basketball Tournament. Auburn's bid to host the opening rounds was selected by the NCAA and announced on Oct. 29, 2009.

The 2011 event will mark the first time for Auburn to host the first and second rounds of the NCAA Tournament under its current bid format. The Tigers hosted NCAA Tournament games on nine occasions between 1983 and 1993, posting an 11-0 record over that time. Auburn last hosted on March 21, 1993 when the Tigers downed Louisville, 66-61.

Auburn will be one of 16 first- and second-round sites in 2011. The complete list of host sites includes Albuquerque, N.M. (University of New Mexico, The Pit/Bob King Court); Auburn, Ala. (Auburn University, Auburn Arena); Charlottesville, Va. (University of Virginia, John Paul Jones Arena); Cincinnati, Ohio (Xavier University, Cintas Center); College Park, Md. (University of Maryland, Comcast Center); Columbus, Ohio (Ohio State University, St. John Arena); Durham, N.C. (Duke University, Cameron Indoor Stadium); Knoxville, Tenn. (University of Tennessee, Thompson-Boling Arena); Salt Lake City, Utah (University of Utah, John M. Huntsman Center); Spokane, Wash. (Gonzaga University, McCarthy Athletic Center); Shreveport, La. (Louisiana Tech University, CenturyTel Center); Stanford, Calif. (Stanford University, Maples Pavilion); Storrs, Conn. (University of Connecticut, Harry A. Gampel Pavilion); University Park, Penn. (Pennsylvania State University, Bryce Jordan Center); Waco,

Texas (Baylor University, Ferrell Center); and Wichita, Kan. (Wichita State University, INTRUST Bank Arena).

The 16 advancing teams will continue play at four regional sites: Dayton, Ohio (University of Dayton Arena), Spokane, Wash. (Spokane Veterans Memorial Arena), Dallas, Texas (American Airlines Center) and Philadelphia, Pa. (Liacouras Center). The 2011 NCAA Women's Final Four will be held at Consecro Fieldhouse in Indianapolis, Ind. on April 3 and 5.

**SEC PRESEASON POLL (Media Vote)**

(First-place votes in Parentheses)

**SEC Champion**

Tennessee (15), Kentucky (1), Auburn (1)

**Order of Finish**

1. Tennessee.....	202
2. Kentucky.....	183
3. Vanderbilt.....	157
4. Georgia.....	150
5. LSU.....	147
6. Auburn.....	120
7. South Carolina.....	84
8. Arkansas.....	81
9. Alabama.....	65
10. Ole Miss.....	47
T11. Mississippi State.....	45
T11. Florida.....	45

**Player of the Year**

Victoria Dunlap, UK (13), Angie Bjorklund, UT (2), Shekinna Stricklen, UT (2)

**All-SEC First Team**LaSondra Barrett, LSU  
Victoria Dunlap, Kentucky  
Angie Bjorklund, Tennessee  
Shekinna Stricklen, Tennessee  
Jence Rhoads, Vanderbilt**All-SEC Second Team**Tierney Jenkins, Alabama  
Alli Smalley, Auburn  
Porsha Phillips, Georgia  
A'dia Mathies, Kentucky  
Kelley Cain, Tennessee**SEC PRESEASON POLL (Coaches' Vote)****SEC Champion**

Tennessee

**Order of Finish**

1. Tennessee.....	121
2. Kentucky.....	108
3. LSU.....	93
T4. Georgia.....	88
T4. Vanderbilt.....	88
6. Auburn.....	59
7. South Carolina.....	48
8. Alabama.....	43
9. Ole Miss.....	42
10. Florida.....	39
11. Arkansas.....	35
12. Mississippi State.....	28

**Player of the Year**

Victoria Dunlap, UK (8); Shekinna Stricklen, UT (2); Marah Strickland, USC (1); Jence Rhoads, VU (1)

**All-SEC First Team**Alli Smalley, Auburn  
Porsha Phillips, Georgia  
Victoria Dunlap, Kentucky  
A'dia Mathies, Kentucky  
LaSondra Barrett, LSU  
Angie Bjorklund, Tennessee  
Shekinna Stricklen, Tennessee  
Jence Rhoads, Vanderbilt**All-SEC Second Team**Tierney Jenkins, Alabama  
C'eira Ricketts, Arkansas  
Jasmine James, Georgia  
Katherine Graham, LSU  
Marah Strickland, South Carolina  
Kelley Cain, Tennessee  
Glory Johnson, Tennessee  
Hannah Tuomi, Vanderbilt**Quoting Head Coach Nell Fortner**

On playing in the WNIT...

"We are excited to be playing in the postseason. The important thing that we have to remember is that we have five freshman on this team and they need all the postseason experience they can get. I'm really happy that we get to continue to play in that environment. We have been to the WNIT before with the group that won the championship in 2009, and then we came back and made the NCAA Tournament the next year, so hopefully we can reap the benefits of this opportunity."

On Tennessee Tech...

"They have a great kid inside (Brittany Darling) that is really good, and they have a fast guard who leads them in scoring, Tacarra Hayes. They're big kid is solid, 6-5, who is tough around the basket. They have a lot of 3-point shooters that they can put on the floor at one time. I will know a lot more in a couple of hours."

On working through offensive struggles...

"I really feel like we are starting to get back to where we were. We lost two starters and you just can't recover from that. I think Chantel Hilliard and Jassany Willaims are confident with the minutes they are getting and it is noticeable on the floor. Peyton Davis and even Pascale West are having great practices, so allowing them to play more is great for their development. Morgan Jennings is getting more comfortable at the point, and it's just about getting to gel with the new lineup."

On scouting a team on short notice...

"It's very challenging. The good thing is that my assistants are very good at scouting. I have a great video coordinator that can gather up as much film as she can and get on it pretty quick. We're fortunate enough to have the equipment that we have."

## MISCELLANEOUS STATISTICS

Double-Doubles	Season	Career
Jordan Greenleaf	2	5
Chantel Hilliard	1	1
Alli Smalley	0	1
Morgan Toles	1	1

20+ Point Games	Season	Career
Blanche Alverson	1	1
Alli Smalley	3	16
Morgan Toles	1	1

10+ Rebound Games	Season	Career
Jordan Greenleaf	6	13
Chantel Hilliard	1	2
Parrisha Simmons	0	1
Alli Smalley	0	1
Jassany Williams	1	1

10+ Assist Games	Season	Career
Morgan Toles	1	2

## GAMES LED AUBURN IN...

Scoring	Season	Career
Blanche Alverson	8	8
Jordan Greenleaf	4	11
Chantel Hilliard	4	4
Alli Smalley	12	38
Tyrese Tanner	1	1
Morgan Toles	4	6

Rebounding	Season	Career
Blanche Alverson	8	8
Peyton Davis	1	1
Jordan Greenleaf	12	36
Chantel Hilliard	3	5
Morgan Jennings	1	1
Parrisha Simmons	1	8
Alli Smalley	0	1
Morgan Toles	2	3
Jassany Williams	5	5

Assists	Season	Career
Blanche Alverson	1	4
Camille Glymph	1	1
Jordan Greenleaf	3	7
Morgan Jennings	2	4
Parrisha Simmons	1	3
Alli Smalley	3	20
Tyrese Tanner	1	1
Morgan Toles	22	43

## 2010-11 DOUBLE-DOUBLES

Player	Points	Other
Jordan Greenleaf (vs. Mercer)	16	12 (reb.)
Jordan Greenleaf (at USF)	13	10 (reb.)
Morgan Toles (vs. JSU)	10	10 (asst.)
Chantel Hilliard (vs. MSU)	18	11 (reb.)

## Last Time an Auburn Team...

Scored 100 points	Auburn 119, Sam Houston State 54 (Dec. 5, 2008)
Scored 100 points in an SEC game	Auburn 102, Tennessee 96, SEC Tournament in Albany, Ga. (Mar. 6, 1987)
Scored 100 at Auburn	Auburn 119, Sam Houston State 54 (Dec. 5, 2008)
Scored 100 points and lost	Never
Scored 110 points	Auburn 119, Sam Houston State 54 (Dec. 5, 2008)
Scored 115 points	Auburn 119, Sam Houston State 54 (Dec. 5, 2008)
Scored at least 60 points in a half	62-vs. Sam Houston State (Dec. 5, 2008)
Had 25+ rebound margin	28-Auburn 55, Sam Houston State 27 (Dec. 5, 2008)
Had 20+ rebound margin	22-Auburn 48, South Alabama 26 (Dec. 20, 2009)
Attempted 35 free throws	35-vs. Florida A&M (Nov. 28, 2009)
Attempted 40 free throws	41-vs. Alabama State (Nov. 15, 2006)
Made 30 free throws	31-vs. Northwestern State (31-43) (Dec. 30, 2003)
Had 25 assists	25- vs. Alabama (Jan. 22, 2009)
Had 25 turnovers	29- vs. Kentucky (Feb. 27, 2011)
Had 25 steals	25- vs. Arkansas-Little Rock (Dec. 2, 2000)
Scored 25 points or less	25- vs. Mercer (1971)
Played an overtime game	at LSU (Jan. 10, 2010)
Won an overtime game	Auburn 64, LSU 62 at Baton Rouge, La. (Jan. 10, 2010)
Lost an overtime game	Florida 71, Auburn 68 (20T) at Gainesville, Fla. (Jan. 7, 2010)
Played a double overtime game	Florida 71, Auburn 68 at Gainesville, Fla. (Jan. 7, 2010)
Played at least three overtimes	Never
Shot 70% for a half	73.9%, 17-23-vs. Alabama (Jan. 22, 2009)
Shot 60% for a game	vs. Alabama (61.8%, 34-55) (Jan. 22, 2009)
Shot less than 30% for a game	(29.7%, 19-64) at George Washington at Washington, D.C. (Dec. 15, 2010)
Shot 90% from the free throw line (minimum 10 attempts)	(10-10) vs. Mississippi State (Feb. 3, 2008)
Shot 50% from 3-point line	(5-8, 62.5%) vs. Florida in Auburn, Ala. (Jan. 6, 2011)
Shot less than 30% in a half	29.0% in the second half vs. Alabama (Feb. 17, 2011)
Shot less than 20% in a half	19.0% in the first half vs. LSU, (Feb. 14, 2010)
Shot 55% or better and lost	58.1%, 25-43-vs. Tennessee, (Jan. 20, 2005)
Made at least 10 3-point field goals	12-17 vs. Colgate (Dec. 5, 2007)
Failed to make a 3-point field goal	0-8 vs. Mississippi State (Mar. 3, 2011)
Had at least 60 rebounds	61 vs. Stephen F. Austin, (Dec. 17, 2007)
Had at least 50 rebounds	52- vs. Mercer in Auburn, Ala. (Nov. 12, 2010)
Scored less than 20 points in a 1st half	16 points at LSU in Baton Rouge, La. (Feb. 10, 2011)
Scored less than 20 points in a 2nd half	17 points vs. Mississippi State in Auburn, Ala., (Feb. 6, 2011)
Scored less than 50 points in a game	47 points vs. Mississippi State in SEC Tournament in Nashville, Tenn. (Mar. 3, 2011)

## Last Time an Auburn Player...

Scored 40 points	41-Consweila Sparrow vs. South Alabama (Feb. 17, 1998)
Scored 35 points	35-DeWanna Bonner vs. Tennessee (Jan. 25, 2009)
Scored 30 points	32-DeWanna Bonner vs. Ole Miss (Mar. 6, 2009)
Attempted 25 field goals	25-Natasha Brackett (9-25) at LSU (Jan. 30, 2005)
Recorded a double-double	Chantel Hilliard (18 pts./11 rebs.) vs. Mississippi State in SEC Tournament in Nashville, Tenn., (Mar. 3, 2011)
Recorded a double-double with points and assists	Morgan Toles (10 pts./10 asst.) vs. Jacksonville State in Auburn, Ala., (Dec. 30, 2010)
Recorded consecutive double-doubles	KeKe Carrier (18 pts./10 rebs) vs. Mississippi State (Jan. 3, 2010) and (24 pts./12 rebs) vs. Florida in Gainesville, Fla. (Jan. 7, 2010)
Two players recorded a double-double	DeWanna Bonner (32 pts./13 rebs) & Whitney Boddie (15 pts./10 asst.) vs. Ole Miss in the SEC Tournament in North Little Rock, Ark. (March 6, 2009)
Had a double-double at halftime	DeWanna Bonner (14 pts./10 rebs.) vs. Ole Miss (Mar. 6, 2009)
Recorded a triple-double	Whitney Boddie (24 pts./11 rebs./12 asst.) vs. Sam Houston State (Dec. 5, 2008)
Had 10 assists	10- Morgan Toles vs. Jacksonville State (Dec. 30, 2010)
Had 15 assists	18-Martha Monk vs. Alabama State (Feb. 18, 1981)
Had 10 blocks	13- Marita Payne vs. Arkansas (Feb. 3, 2005)
Had 5 steals	6-DeWanna Bonner vs. Tennessee (Jan. 25, 2009)
Had 15 rebounds	16-Jordan Greenleaf vs. Mississippi State (Jan. 3, 2010)
Had 20 rebounds	20-Monique Morehouse at LSU (Feb. 4, 1995)
Made 15 field goals	15-Consweila Sparrow (15-16) vs. USA (Feb. 17, 1998)
Two players scored 20 points	Alli Smalley (27 pts.) & KeKe Carrier (20 pts.) vs. Alabama (Jan. 14, 2010)
Two players scored 30 points	Laticia Morris (33 points) & Tara Williams (30 points) vs. South Alabama (Jan. 14, 1997)
Back-to-back 25 point games	Alli Smalley 26 pts. vs. Kentucky (Feb. 28, 2010) & 29 pts. vs. Florida in SEC Tournament in Duluth, Ga. (Mar. 4, 2010)
Only one player scored in double figures	Morgan Toles (13 pts.) vs. Alabama in Auburn, Ala. (Feb. 17, 2011)
Five players scored in double figures	Alverson (17 pts.), Greenleaf (15 pts.), Tanner (11 pts.), Smalley (11 pts.) & Toles (10 pts.) vs. Jacksonville State (Dec. 30, 2010)
Six players scored in double figures	Carrier (19 pts.), Bonner (18 pts.), Smalley (16 pts.), Boddie (13 pts.), R. Hobbs (13 pts.), Hilliard (13 pts.) & S. Hobbs (10 pts.) vs. Sam Houston State (Dec. 5, 2008)

**AUBURN IN THE SEC INDIVIDUAL RANKINGS**  
(As of March 15, 2011)**Points per Game**

1. Victoria Dunlap (UK).....	17.0
16. Alli Smalley (AU).....	12.1
26. Blanche Alverson (AU).....	10.5

**Rebounds per Game**

1. Porsha Phillips (UGA).....	10.8
-------------------------------	------

**Offensive Rebounds per Game**

1. Tierney Jenkins (UA).....	4.3
------------------------------	-----

**Defensive Rebounds per Game**

1. Porsha Phillips (UGA).....	7.3
-------------------------------	-----

**Field Goal Percentage**

1. Victoria Dunlap (UK).....	.463
------------------------------	------

**Three-Point Percentage**

1. Angie Bjorklund (UT).....	.453
------------------------------	------

**Three-Point FG Made per Game**

1. Lindsay Harris (AR).....	2.8
11. Blanche Alverson (AU).....	1.6
12. Alli Smalley (AU).....	1.5

**Free Throw Percentage**

1. Porsha Phillips (UGA).....	.817
-------------------------------	------

**Assists per Game**

1. Morgan Toles (AU).....	5.1
---------------------------	-----

**Steals per Game**

1. Victoria Dunlap (UK).....	3.1
11. Alli Smalley (AU).....	1.6

**Blocked Shots per Game**

1. Kelley Cain (UT).....	2.2
--------------------------	-----

**Assist-to-Turnover Ratio**

1. Morgan Toles (AU).....	2.4
---------------------------	-----

**AUBURN IN THE SEC TEAM RANKINGS**

Scoring Offense.....	9th (61.1)
Scoring Defense.....	7th (60.6)
Scoring Margin.....	8th (+0.5)
Free Throw Percentage.....	11th (.632)
Field Goal Percentage.....	7th (.392)
3-Point FG Percentage.....	7th (.308)
Field Goal Percentage Defense.....	7th (.393)
3-Point FG Percentage Defense.....	11th (.349)
Rebounding Offense.....	11th (37.7)
Rebounding Defense.....	8th (37.8)
Rebounding Margin.....	8th (-0.1)
Blocked Shots.....	5th (3.9)
Assists.....	4th (13.0)
Steals.....	4th (8.6)
Turnover Margin.....	4th (+1.9)
Assist/Turnover Ratio.....	6th (0.8)
Offensive Rebounds.....	7th (15.1)
Defensive Rebounds.....	9th (22.6)
Three-Point FG Made.....	12th (3.7)

Seven players scored in double figures.....	Carrier (19 pts.), Bonner (18 pts.), Smalley (16 pts.), Boddie (13 pts.)
Scored 20 points & had 20 rebounds.....	R. Hobbs (13 pts.), Hilliard (13 pts.) & S. Hobbs (10 pts.) vs. Sam Houston State (Dec. 5, 2008)
Two players had 10 rebounds.....	Lauretta Freeman (30 pts/21 rebs.) vs. Alabama, (Feb. 17, 1993)
Three players had 10 rebounds.....	KeKe Carrier (12 rebs.) & Jordan Greenleaf (10 rebs) vs. Florida in Gainesville, Fla. (Jan. 7, 2010)
Played every minute.....	Jordan Greenleaf (40 Mins.) vs. Florida, SEC Tournament, Duluth, Ga., (Mar. 4, 2010)
Played more than 40 minutes.....	Alli Smalley (45 mins.), Jordan Greenleaf (43 mins.) & Morgan Toles (41 mins.) at LSU (Jan. 10, 2010)

**Last Time an Auburn Opponent...**

Shot less than 30% in a game (SEC).....	LSU - 27.3% in Baton Rouge, La. (Feb. 10, 2011)
Shot less than 30% in a game (Non-conf).....	Alabama A&M - 28.8% in Auburn, Ala. (Dec. 28, 2010)
Shot 60% in a game.....	Vanderbilt 60.4% in Nashville, Tennessee in the SEC Tournament, (Mar. 5, 2004)
Scored 100 points.....	Georgia 102, Auburn 72 in Athens, Ga. (Mar. 3, 1984)
Scored 100 points at Auburn.....	Tuskegee 105, Auburn 98 (20T) (Feb. 12, 1979)
Scored 100 points and Lost.....	Never
Scored 110 points.....	Never
Had 25+ rebound margin.....	Never
Had a 20+ rebound margin.....	Never
Scored less than 20 points in a 1st half.....	Mississippi State, 15 points in SEC Tournament in Nashville, Tenn. (Mar. 3, 2011)
Scored less than 20 points in a 2nd half.....	Mississippi State, 19 points in Starkville, Miss. (Jan. 20, 2011)
Had 50 rebounds.....	50-vs. Tennessee in Knoxville, Tenn., (Jan. 10, 2008)
Had 25 assists.....	25- by Florida International in Miami, Fla. (Dec. 19, 1993)
Had 25 turnovers.....	29- by Alabama A&M in Auburn, Ala. (Dec. 28, 2010)
Had 15 steals.....	15- by Kentucky in Auburn, Ala. (Feb. 27, 2011)
Had 10 blocks.....	12-by Tennessee (Jan. 10, 2008)
Failed to make a 3-point field goal.....	Alabama A&M 0-7 in Auburn, Ala. (Dec. 28, 2010)
Attempted 35 free throws.....	36-by Arizona 25-36 (Dec. 19, 2000)
Made 30 free throws.....	30- by Arkansas (Jan. 22, 1995)
Made 10 3-point field goals.....	by South Florida 10 3-point FGs, in Tampa, Fla., (Nov. 22, 2010)
Scored under 50 points in a game.....	Mississippi State, 49 points in SEC Tournament in Nashville, Tenn. (Mar. 3, 2011)
Scored 40 points or less.....	36- by Mississippi State (Feb. 21, 2010)
Scored 25 points or less.....	25- by Puerto Rico Mayaguez (Dec. 17, 2000)
Scored 11 points or less.....	11-by Montevallo (1973) and 11-by Jeff Davis (1973)

**Last Time an Auburn Opponent's Player...**

Scored 30 points (non-conference).....	33-Andrea Smith of South Florida in Tampa, Fla. (Nov. 22, 2010)
Scored 30 points (SEC).....	31-Tierney Jenkins of Alabama in Tuscaloosa, Ala. (Jan. 2, 2011)
Scored 35 points.....	38-Lindsay Shearer of Kent State in Kent, Ohio (Nov. 20, 2005)
Attempted 25 field goals.....	27- Jantel Lavender (9-27) of Ohio State (Nov. 23, 2008)
Scored 20 points & had 20 rebounds.....	Young of Baylor in the Women's NIT Championship Game, (20 pts./25 rebs.), (Apr. 4, 2003)
Two players scored 20 points.....	by Ole Miss, Kayla Melson (29 pts) & Shae Nelson (21 pts), (Jan. 13, 2011)
Three players scored 20 points.....	by LSU in Baton Rouge, Chatman (22 pts), Johnson (21 pts) & Lowery (20 pts), (Jan. 12, 1991)
Five players scored in double figures.....	J. Thomas (16 pts), Gray (13 pts), K. Thomas (11 pts), Christmas (10 pts) & Peters (10 pts) of Duke (Nov. 18, 2010)
Six players scored in double figures ..	Smith (15 pts), Bales (14 pts), Foley (11 pts), Williams (10 pts), Currie (10 pts) & Kurz (10 pts) of Duke (Dec. 31, 2004)
Recorded a double-double.....	Tierney Jenkins (12 pts/13 rebs) of Alabama in Auburn, Ala. (Feb. 17, 2011)
Recorded a double-double with points and assists.....	Ceira Ricketts of Arkansas in Fayetteville, Ark., (14 pts/13 rebs/12 assts.), (Jan. 18, 2009)
Recorded a triple-double.....	Ceira Ricketts (14 pts./13 rebs./12 asst.) of Arkansas (Jan. 18, 2009)
Two players recorded a double-double ..	Ashley Daniels (22 pts/11 rebs) and Sarah Watkins (12 pts/10 rebs) of Arkansas in Fayetteville, Ark. (Feb. 13, 2011)
Had 15 rebounds.....	15-by Ashley Brown of Mississippi State (Jan. 20, 2011)
Had 20 rebounds.....	20-Sylvia Fowles of LSU (Jan. 28, 2007)
Had 10 assists.....	10-Valencia McFarland of Ole Miss (Jan. 13, 2011)
Had 10 blocks.....	Never
Had 5 blocks.....	5-Azania Stewart of Florida (Jan. 7, 2010)
Had 5 steals.....	5-Tierney Jenkins of Alabama in Tuscaloosa, Ala. (Jan. 2, 2011)
Made 15 field goals.....	15-Chamique Holdsclaw (15-21) of Tennessee (Feb. 1, 1998)
Had 15 assists.....	16-Cindy McMahan of Alabama-Huntsville (Nov. 24, 1980)

**AUBURN IN THE SEC INDIVIDUAL RANKINGS**  
**SEC-Only Games**  
**(FINAL)**
**Points per Game**

1. Victoria Dunlap (UK).....	16.9
17. Alli Smalley (AU).....	11.6
T24. Blanche Alverson (AU).....	10.7

**Rebounds per Game**

1. Tierney Jenkins (UA).....	10.6
------------------------------	------

**Offensive Rebounds per Game**

1. Tierney Jenkins (UA).....	4.1
------------------------------	-----

**Defensive Rebounds per Game**

1. Porsha Phillips (UGA).....	6.8
T10. Blanche Alverson (AU).....	4.3

**Field Goal Percentage**

1. Glory Johnson (UT).....	.555
----------------------------	------

**Three-Point Percentage**

1. Mary Kathryn Govero (MS).....	.410
----------------------------------	------

**Three-Point FG Made per Game**

1. Mary Kathryn Govero (MS).....	2.6
9. Blanche Alverson (AU).....	1.6
13. Alli Smalley (AU).....	1.5

**Free Throw Percentage**

1. Tierney Jenkins (UA).....	.811
------------------------------	------

**Assists per Game**

1. Morgan Toles (AU).....	5.0
15. Alli Smalley (AU).....	2.3

**Steals per Game**

1. Victoria Dunlap (UK).....	3.1
T9. Alli Smalley (AU).....	1.8

**Blocked Shots per Game**

1. Kelley Cain (UT).....	2.7
T14. Tyrese Tanner (AU).....	0.8

**Assist-to-Turnover Ratio**

1. Morgan Toles (AU).....	1.8
---------------------------	-----

**AUBURN IN THE SEC TEAM RANKINGS**

Scoring Offense.....	10th (57.8)
Scoring Defense.....	4th (60.2)
Scoring Margin.....	17th (-2.4)
Free Throw Percentage.....	9th (.648)
Field Goal Percentage.....	3rd (.399)
3-Point FG Percentage.....	6th (.317)
Field Goal Percentage Defense.....	6th (.380)
3-Point FG Percentage Defense.....	7th (.328)
Rebounding Offense.....	7th (36.5)
Rebounding Defense.....	6th (38.0)
Rebounding Margin.....	8th (-1.4)
Blocked Shots.....	3rd (3.7)
Assists.....	4th (12.8)
Steals.....	4th (7.7)
Turnover Margin.....	9th (-1.2)
Assist/Turnover Ratio.....	5th (0.7)
Offensive Rebounds.....	10th (12.8)
Defensive Rebounds.....	7th (23.8)
Three-Point FG Made.....	12th (3.6)

**2010-11 Starting Lineups**

	Guard (1)	Guard (2)	Guard/Forward (3)	Forward (4)	Forward/Center (5)
<b>MERCER</b>	Morgan Toles	Alli Smalley	Parrisha Simmons	Blanche Alverson	Jordan Greenleaf
<b>FLORIDA STATE</b>	Morgan Toles	Alli Smalley	Parrisha Simmons	Blanche Alverson	Jordan Greenleaf
<b>DUKE</b>	Morgan Toles	Alli Smalley	Parrisha Simmons	Blanche Alverson	Jordan Greenleaf
<b>at South Florida</b>	Morgan Toles	Alli Smalley	Parrisha Simmons	Blanche Alverson	Jordan Greenleaf
<b>vs. Sacred Heart</b>	Morgan Toles	Alli Smalley	Blanche Alverson	Chantel Hilliard	Jordan Greenleaf
<b>vs. Seton Hall</b>	Alli Smalley	Courtney Strain	Tyrese Tanner	Blanche Alverson	Jordan Greenleaf
<b>SOUTH ALABAMA</b>	Morgan Jennings	Alli Smalley	Tyrese Tanner	Blanche Alverson	Jordan Greenleaf
<b>TEMPLE</b>	Morgan Jennings	Alli Smalley	Tyrese Tanner	Blanche Alverson	Jordan Greenleaf
<b>at George Washington</b>	Morgan Toles	Alli Smalley	Parrisha Simmons	Blanche Alverson	Jordan Greenleaf
<b>vs. Purdue</b>	Morgan Toles	Alli Smalley	Parrisha Simmons	Blanche Alverson	Jordan Greenleaf
<b>at Chicago State</b>	Morgan Toles	Alli Smalley	Parrisha Simmons	Blanche Alverson	Jordan Greenleaf
<b>ALABAMA A&amp;M</b>	Morgan Toles	Alli Smalley	Parrisha Simmons	Blanche Alverson	Jordan Greenleaf
<b>JACKSONVILLE STATE</b>	Morgan Toles	Alli Smalley	Parrisha Simmons	Blanche Alverson	Jordan Greenleaf
<b>at Alabama</b>	Morgan Toles	Alli Smalley	Parrisha Simmons	Blanche Alverson	Jordan Greenleaf
<b>FLORIDA</b>	Morgan Toles	Alli Smalley	Parrisha Simmons	Blanche Alverson	Jordan Greenleaf
<b>at Vanderbilt</b>	Morgan Toles	Alli Smalley	Parrisha Simmons	Blanche Alverson	Jordan Greenleaf
<b>OLE MISS</b>	Morgan Toles	Alli Smalley	Parrisha Simmons	Blanche Alverson	Jordan Greenleaf
<b>LSU</b>	Morgan Toles	Alli Smalley	Parrisha Simmons	Blanche Alverson	Jordan Greenleaf
<b>at Mississippi State</b>	Morgan Toles	Alli Smalley	Parrisha Simmons	Blanche Alverson	Jordan Greenleaf
<b>TENNESSEE</b>	Morgan Toles	Alli Smalley	Parrisha Simmons	Blanche Alverson	Jordan Greenleaf
<b>SOUTH CAROLINA</b>	Morgan Toles	Alli Smalley	Parrisha Simmons	Blanche Alverson	Jordan Greenleaf
<b>at Kentucky</b>	Morgan Toles	Alli Smalley	Parrisha Simmons	Blanche Alverson	Jordan Greenleaf
<b>MISSISSIPPI STATE</b>	Morgan Toles	Blanche Alverson	Parrisha Simmons	Chantel Hilliard	Jordan Greenleaf
<b>at LSU</b>	Morgan Toles	Alli Smalley	Blanche Alverson	Jossany Williams	Chantel Hilliard
<b>at Arkansas</b>	Morgan Toles	Alli Smalley	Blanche Alverson	Jossany Williams	Chantel Hilliard
<b>ALABAMA</b>	Morgan Toles	Alli Smalley	Blanche Alverson	Jossany Williams	Chantel Hilliard
<b>at South Carolina</b>	Morgan Toles	Alli Smalley	Morgan Jennings	Blanche Alverson	Jossany Williams
<b>at Georgia</b>	Morgan Jennings	Alli Smalley	Blanche Alverson	Jossany Williams	Chantel Hilliard
<b>KENTUCKY</b>	Morgan Jennings	Alli Smalley	Blanche Alverson	Jossany Williams	Chantel Hilliard
<b>vs. Mississippi State</b>	Morgan Jennings	Alli Smalley	Blanche Alverson	Jossany Williams	Chantel Hilliard

**Record by Starting Lineup**

Smalley, Strain, Tanner, Alverson, Greenleaf	1-0 (1.000)
Toles, Smalley, Simmons, Alverson, Greenleaf	11-7 (.611)
Jennings, Smalley, Alverson, Williams, Hilliard	1-2 (.333)
Jennings, Smalley, Tanner, Alverson, Greenleaf	1-1 (.500)
Toles, Smalley, Alverson, Williams, Hilliard	1-2 (.333)
Toles, Smalley, Jennings, Alverson, Williams	0-1 (.000)
Toles, Smalley, Alverson, Hilliard, Greenleaf	0-1 (.000)
Toles, Alverson, Simmons, Hilliard, Greenleaf	0-1 (.000)

**AUBURN IN THE NCAA INDIVIDUAL RANKINGS**  
(Through Games as of March 15, 2011)**Points per Game**

1. Kevi Luper (Oral Roberts)..... 24.1

**Rebounds per Game**

1. Courtney Hurt (Virginia Commonwealth)..... 12.6

**Field Goal Percentage**

1. Carolyn Swords (Boston College)..... 72.2

**Three-Point Percentage**

1. Cerie Mosgrove (UMass)..... 49.7

**Three-Point FG Made per Game**

1. Katie Tull (Charleston Southern)..... 3.6

**Free Throw Percentage**

1. Emily London (Samford)..... 93.4

**Assists per Game**

1. Courtney Vandersloot (Gonzaga)..... 10.2

33. Morgan Toles (Auburn)..... 5.1

**Steals per Game**

1. Kevi Luper (Oral Roberts)..... 3.7

**Blocked Shots per Game**

1. Louella Tomlinson (St. Mary's)..... 4.8

**Assist-to-Turnover Ratio**

1. Courtney Vandersloot (Gonzaga)..... 3.34

8. Morgan Toles (Auburn)..... 2.36

**AUBURN IN THE NCAA TEAM RANKINGS****(Out of 333 teams)**

Scoring Offense..... 205th (61.1)

National Leader:..... Gonzaga (86.1)

Scoring Defense..... 111th (60.6)

National Leader:..... Marist (48.6)

Scoring Margin..... 160th (+0.5)

National Leader:..... Connecticut (+27.7)

Rebound Margin..... 185th (-0.1)

National Leader:..... Syracuse (+13.2)

Field Goal Percentage..... 168th (.392)

National Leader:..... Connecticut (.501)

Field Goal Percentage Defense..... 166th (.393)

National Leader:..... Baylor (.321)

Free Throw Percentage..... 299th (.632)

National Leader:..... Bowling Green (.796)

Three-Point Field Goal Percentage..... N/A

National Leader:..... Penn State (.426)

Three-Point Field Goal Percentage Defense..... 299th (.349)

National Leader:..... Savannah State (.241)

Three-Point Field Goal Made..... 297th (3.7)

National Leader:..... Fresno State (9.7)

Assists per Game..... 157th (13.0)

National Leader:..... Gonzaga (20.5)

Blocked Shots per Game..... 95th (3.9)

National Leader:..... Baylor (7.1)

Steals per Game..... 143rd (8.6)

National Leader:..... Oral Roberts (14.6)

Turnovers per Game..... 130th (16.9)

National Leader:..... Marist (11.1)

Personal Fouls per Game..... 81st (15.8)

National Leader:..... Wyoming (12.1)

Assist/Turnover Ratio..... 138th (0.77)

National Leader:..... Gonzaga (1.53)

Turnover Margin..... 86th (+1.9)

National Leader:..... Texas A&amp;M (+8.69)

**Game-by-Game Leaders**

	Points	Rebounds	Assists	Steals	Blocked Shots
<b>MERCER</b>	16-Smalley/Greenleaf	12-Greenleaf	6-Toles	3-Greenleaf/Jennings	2-Williams
<b>FLORIDA STATE</b>	16-Alverson	9-Greenleaf	7-Toles	3-Three tied	2-Greenleaf/Williams
<b>DUKE</b>	12-Smalley/Toles	7-Alverson	5-Toles	2-Toles/Simmons	None
<b>at South Florida</b>	16-Hilliard	10-Greenleaf	5-Toles/Tanner	1-Greenleaf	1-Greenleaf/Tanner
<b>vs. Sacred Heart</b>	12-Smalley	7-Greenleaf	4-Greenleaf	3-Tanner	1-Greenleaf
<b>vs. Seton Hall</b>	15-Smalley	7-Williams	4-Smalley/Toles	4-Toles	2-Williams
<b>SOUTH ALABAMA</b>	15-Smalley	9-Greenleaf	5-Toles	3-Greenleaf	2-Greenleaf/Tanner
<b>TEMPLE</b>	22-Smalley	12-Greenleaf	4-Greenleaf/Toles	3-Smalley	2-Greenleaf
<b>at George Washington</b>	16-Alverson	11-Greenleaf	7-Toles	3-Jennings	4-Greenleaf
<b>vs. Purdue</b>	18-Smalley	5-Williams	5-Toles	3-Greenleaf	1-four tied
<b>at Chicago State</b>	15-Tanner	12-Greenleaf	7-Toles	3-Greenleaf/Smalley	2-Williams
<b>ALABAMA A&amp;M</b>	15-Greenleaf	7-Toles/Alverson	6-Toles	4-Jennings	3-Alverson/Greenleaf
<b>JACKSONVILLE STATE</b>	17-Alverson	8-Alverson/Williams	10-Toles	4-Smalley	2-Alverson/Williams
<b>at Alabama</b>	19-Greenleaf	9-Alverson/Greenleaf	5-Toles	3-Smalley	3-Alverson
<b>FLORIDA</b>	17-Hilliard	7-Toles	7-Toles	2-Greenleaf/Alverson	2-Greenleaf
<b>at Vanderbilt</b>	12-Alverson	7-Davis	7-Toles	2-Smalley	2-Tanner
<b>OLE MISS</b>	27-Alverson	7-Simmons	8-Toles	4-Greenleaf	1-Smalley/Williams
<b>LSU</b>	12-Greenleaf	9-Greenleaf	6-Toles	4-Alverson	2-Alverson/Tanner
<b>at Mississippi State</b>	11-Alverson/Smalley	10-Greenleaf	5-Smalley	4-Smalley	2-Greenleaf
<b>TENNESSEE</b>	13-Smalley/Toles	9-Greenleaf	7-Toles	2-Alverson/Smalley	1-Tanner
<b>SOUTH CAROLINA</b>	21-Toles	9-Alverson	3-Toles	4-Smalley	2-Greenleaf
<b>at Kentucky</b>	12-Alverson	5-Greenleaf	3-Greenleaf	1-Three tied	2-Greenleaf/Tanner
<b>MISSISSIPPI STATE</b>	19-Alverson	6-Hilliard	3-Glyph	2-Three tied	1-Hilliard/Glyph
<b>at LSU</b>	18-Smalley	9-Alverson	4-Toles	2-Hilliard	1-Williams
<b>at Arkansas</b>	19-Smalley	7-Hilliard	7-Toles	2-Hilliard	3-Davis
<b>ALABAMA</b>	13-Toles	12-Williams	5-Alverson	2-Hilliard	2-Hilliard
<b>at South Carolina</b>	13-Toles/Hilliard	4-Alverson/Jennings	7-Toles	3-Jennings	1-Three tied
<b>at Georgia</b>	22-Smalley	7-Williams	5-Smalley	4-Smalley	2-Williams
<b>KENTUCKY</b>	24-Smalley	8-Alverson	4-Jennings	2-Simmons	1-Hilliard
<b>vs. Mississippi State</b>	18-Hilliard	11-Hilliard	3-Jennings/Simmons	1-Three tied	1-Hilliard/Tanner

**Scoring Breakdown**

(Percentage of total points in parentheses)

<b>Opponent</b>	<b>Front Court</b>	<b>Back Court</b>	<b>Sr.</b>	<b>Jr.</b>	<b>So.</b>	<b>Fr.</b>	<b>Starters</b>	<b>Bench</b>
MERCER	47 (59.5)	32 (40.5)	32	11	17	19	46 (58.2)	33 (41.8)
FLORIDA STATE	36 (59.0)	25 (41.0)	21	2	31	7	54 (88.5)	7 (11.5)
DUKE	23 (37.1)	39 (62.9)	20	13	23	6	45 (72.6)	17 (27.4)
at South Florida	39 (79.6)	10 (20.4)	17	17	11	4	28 (57.1)	21 (42.9)
vs. Sacred Heart	9 (17.0)	44 (83.0)	16	14	10	13	31 (58.5)	22 (41.5)
vs. Seton Hall	31 (36.4)	54 (63.5)	17	22	25	21	38 (44.7)	47 (55.3)
SOUTH ALABAMA	36 (48.0)	39 (52.0)	26	14	17	18	42 (56.0)	33 (44.0)
TEMPLE	29 (47.5)	32 (52.5)	31	20	10	0	49 (80.3)	12 (19.7)
at George Washington	16 (30.8)	36 (69.2)	17	10	19	6	38 (73.1)	14 (26.9)
vs. Purdue	6 (10.7)	50 (89.3)	18	11	16	11	40 (71.4)	16 (28.6)
at Chicago State	17 (25.4)	50 (74.6)	12	11	27	17	42 (62.7)	25 (37.3)
ALABAMA A&M	41 (48.8)	43 (51.2)	27	23	25	9	57 (67.9)	27 (32.1)
JACKSONVILLE STATE	30 (38.0)	49 (62.0)	26	6	27	20	55 (69.6)	24 (30.4)
at Alabama	24 (36.4)	42 (63.6)	31	3	15	17	47 (71.2)	19 (28.8)
FLORIDA	37 (50.7)	36 (49.3)	21	23	19	10	46 (63.0)	27 (37.0)
at Vanderbilt	25 (42.4)	34 (57.6)	18	9	18	14	38 (64.4)	21 (35.6)
OLE MISS	24 (28.2)	61 (71.8)	21	11	39	14	63 (74.1)	22 (25.9)
LSU	25 (38.5)	40 (61.5)	22	8	20	15	45 (69.2)	20 (30.8)
at Mississippi State	15 (33.3)	30 (66.7)	15	7	19	4	34 (75.6)	11 (24.4)
TENNESSEE	14 (26.4)	39 (73.6)	23	2	22	6	47 (88.7)	6 (11.3)
SOUTH CAROLINA	11 (20.4)	43 (79.6)	16	4	28	6	48 (88.9)	6 (11.1)
at Kentucky	8 (21.1)	30 (78.9)	10	3	14	11	26 (68.4)	12 (31.6)
MISSISSIPPI STATE	16 (35.6)	29 (64.4)	9	12	19	5	35 (77.8)	10 (22.2)
at LSU	12 (23.1)	40 (76.9)	18	2	13	19	35 (67.3)	17 (32.7)
at Arkansas	16 (25.0)	48 (75.0)	19	8	17	20	48 (75.0)	16 (25.0)
ALABAMA	14 (27.5)	37 (72.5)	7	6	22	16	43 (84.3)	8 (15.7)
at South Carolina	15 (30.6)	34 (69.4)	4	19	15	11	27 (55.1)	22 (44.9)
at Georgia	14 (22.2)	49 (77.8)	22	14	10	17	54 (85.7)	9 (14.3)
KENTUCKY	10 (16.1)	52 (83.9)	24	26	10	12	60 (96.8)	2 (3.2)
vs. Mississippi St.	22 (46.8)	25 (53.1)	14	25	0	8	35 (74.4)	12 (25.5)

**Lead-Deficit Comparison**

<b>Opponent</b>	<b>Largest Lead</b>	<b>Largest Deficit</b>	<b>Lead Changes</b>	<b>Ties</b>	<b>Result</b>
MERCER	24 (2nd, 15:38)	2 (1st, 19:13)	3	1	W, 79-61
FLORIDA STATE	9 (2nd, 19:36)	10 (1st, 9:55)	9	4	L, 61-67
DUKE	5 (1st, 18:03)	16 (2nd, 3:36)	7	3	L, 62-75
at South Florida	---	19 (1st, 12:01)	0	0	L, 49-67
vs. Sacred Heart	3 (1st, 17:18)	32 (2nd, 9:27)	2	1	L, 53-65
vs. Seton Hall	42 (2nd, 2:58)	1 (1st, 18:57)	2	0	W, 85-51
SOUTH ALABAMA	11 (1st, 0:03)	3 (1st, 10:03)	8	7	W, 75-70
TEMPLE	7 (2nd, 6:27)	10 (1st, 13:26)	4	6	L, 61-62
at George Washington	16 (2nd, 6:59)	1 (1st, 10:53)	2	2	W, 52-45
vs. Purdue	2 (1st, 19:14)	25 (2nd, 8:12)	5	1	L, 56-76
at Chicago State	5 (1st, 16:13)	8 (1st, 0:14)	8	7	W, 67-63
ALABAMA A&M	39 (2nd, 4:45)	---	0	0	W, 84-45
JACKSONVILLE STATE	25 (2nd, 7:25)	2 (1st, 7:42)	2	2	W, 79-60
at Alabama	18 (2nd, 8:12)	3 (1st, 12:37)	5	7	W, 66-55
FLORIDA	17 (2nd, 0:08)	5 (1st, 0:04)	13	6	W, 73-56
at Vanderbilt	---	17 (2nd, 9:07)	0	2	L, 59-67
OLE MISS	15 (2nd, 10:29)	7 (1st, 9:25)	5	4	W, 85-73
LSU	22 (2nd, 11:37)	1 (1st, 17:53)	6	2	W, 65-53
at Mississippi State	8 (2nd, 0:26)	6 (1st, 0:48)	5	2	W, 45-41
TENNESSEE	2 (1st, 18:16)	25 (2nd, 2:21)	2	3	L, 53-73
SOUTH CAROLINA	11 (2nd, 15:20)	2 (2nd, 7:16)	4	4	W, 54-47
at Kentucky	2 (1st, 19:35)	31 (2nd, 1:17)	1	1	L, 38-69
MISSISSIPPI STATE	3 (1st, 11:37)	13 (2nd, 3:08)	10	6	L, 45-57
at LSU	6 (1st, 13:54)	10 (2nd, 5:29)	11	5	L, 52-55
at Arkansas	7 (1st, 4:40)	4 (1st, 14:53)	7	7	W, 64-59
ALABAMA	11 (2nd, 19:12)	9 (2nd, 6:46)	3	2	L, 51-59
at South Carolina	8 (1st, 16:35)	19 (2nd, 14:31)	3	1	L, 49-65
at Georgia	5 (2nd, 0:05)	8 (1st, 3:03)	6	8	W, 63-58
KENTUCKY	4 (1st, 14:13)	15 (2nd, 0:25)	11	10	L, 62-76
vs. Mississippi St.	11 (2nd, 10:31)	3 (2nd, 0:27)	2	1	L, 49-47

**Specialty Statistics (Auburn-Opponent)**

<b>Opponent</b>	<b>Bench Points</b>	<b>Points in the Paint</b>	<b>Points off Turnovers</b>	<b>Second Chance Points</b>	<b>Fast Break Points</b>
MERCER	33-12	36-10	27-8	23-18	9-2
FLORIDA STATE	7-15	22-32	29-16	11-18	2-0
DUKE	17-33	10-48	16-25	5-8	2-8
at South Florida	21-10	28-22	7-7	19-9	0-4
vs. Sacred Heart	22-14	26-26	22-21	7-9	8-8
vs. Seton Hall	47-25	40-14	36-7	12-15	10-2
SOUTH ALABAMA	33-14	32-30	17-7	16-10	8-4
TEMPLE	12-8	26-22	18-15	20-10	2-4
at George Washington	14-12	22-22	15-8	17-7	6-10
vs. Purdue	15-11	18-34	17-20	7-11	4-10
at Chicago State	25-17	32-26	13-12	13-6	12-4
ALABAMA A&M	27-23	44-24	39-18	17-7	12-0
JACKSONVILLE STATE	24-6	34-32	24-17	11-16	10-2
at Alabama	19-13	26-24	12-12	12-12	6-2
FLORIDA	27-21	18-30	24-7	14-8	2-0
at Vanderbilt	21-18	26-40	20-17	14-10	4-12
OLE MISS	22-27	28-28	16-19	18-6	2-10
LSU	20-20	28-24	11-9	9-9	6-2
at Mississippi State	11-5	12-20	19-13	8-11	4-4
TENNESSEE	6-26	20-38	13-16	11-15	2-18
SOUTH CAROLINA	6-24	26-20	17-16	12-11	2-2
at Kentucky	12-33	14-28	12-25	2-18	0-6
MISSISSIPPI STATE	10-5	12-12	16-17	8-12	0-6
at LSU	17-18	24-16	6-22	5-17	0-2
at Arkansas	16-9	12-38	15-11	9-14	0-8
ALABAMA	8-13	26-14	14-19	9-8	2-0
at South Carolina	22-20	26-32	4-24	12-20	2-10
at Georgia	9-4	32-20	20-13	6-9	8-4
KENTUCKY	2-21	20-34	15-29	18-11	2-4
vs. Mississippi St.	12-3	24-14	17-11	9-11	4-2

**Comparison Statistics (Auburn/Opponent)**

Opponent	1st	2nd	Score	Mar	Total FG	FG Pct	3-Pointers	3FG Pct	Free Throws	FT Pct	Reb.	Mar	Assist	TO	Bk	Stl	Fouls
MERCER	40/20	39/41	79-61	+18	28- <b>72</b> /21-62	.389/.339	6- <b>20</b> /9-23	.300/.391	17-27/10-17	.630/.588	<b>52</b> /41	+11	18/11	13/19	6/2	15/4	17/17
FLORIDA STATE	30/23	31/44	61-67	(6)	25-66/22-53	.379/.415	4-10/5-15	.400/.333	7-13/18-22	.538/.818	29/47	(18)	12/10	17/ <b>29</b>	6/2	12/6	19/18
DUKE	29/39	33/36	62-75	(13)	20-50/30-60	.400/.500	6-17/4-18	.353/.222	16-24/11-13	.667/.846	31/31	--	13/10	21/17	0/5	8/15	17/19
at South Florida	24/36	25/31	49-67	(18)	18-62/26-49	.290/.531	2-13/10-19	.154/.526	11-17/5-9	.647/.556	39/35	+4	9/21	10/11	2/7	1/4	16/15
vs. Sacred Heart	18/38	35/27	53-65	(12)	20-64/24- <b>47</b>	.313/.511	2-12/8-17	.167/.471	11-23/9-14	.478/.643	34/42	(8)	8/9	15/27	1/3	9/7	12/19
vs. Seton Hall	42/28	43/23	<b>85</b> -51	+34	<b>34</b> -64/16-51	<b>.531</b> /.314	4-12/7-18	.333/.389	13-24/12-18	.542/.667	36/38	(2)	16/7	17/31	2/ <b>1</b>	12/6	18/22
SOUTH ALABAMA	42/31	33/39	75-70	+5	27-62/27-53	.435/.509	2-7/7-12	.286/.583	19-28/9-13	.679/.692	33/36	(3)	13/14	<b>9</b> /17	6/2	<b>9</b> /0	19/20
TEMPLE	33/33	28/29	61-62	(1)	20-59/23-59	.339/.390	6-14/8-21	.429/.381	15-23/8-12	.652/.667	42/39	+3	13/11	15/14	3/4	5/6	15/22
at GWU	<b>25</b> / <b>15</b>	27/30	52-45	+7	19-64/18-54	.297/.333	6-13/3-13	.462/.231	8-16/6-6	.500/1.000	49/36	+13	14/12	11/15	7/6	9/6	<b>10</b> /17
vs. Purdue	29/40	27/36	56-76	(20)	19-62/24-48	.306/.500	<b>7</b> -16/5-13	.438/.385	11-17/23-28	.647/.821	33/42	(9)	8/12	15/19	4/5	11/7	21/19
at Chicago State	24/32	43/31	67-63	+4	22-61/21-54	.361/.389	2-10/5-8	.200/.625	<b>21</b> - <b>32</b> /16-25	.656/.640	42/39	+3	10/16	11/15	3/3	9/6	<b>20</b> / <b>25</b>
ALABAMA A&M	<b>43</b> /19	41/26	84-45	<b>+39</b>	33-70/ <b>15</b> -52	.471/.288	2-10/ <b>0</b> -7	.200/ <b>.000</b>	16-20/15-21	<b>.800</b> /.714	49/31	<b>+18</b>	17/9	21/ <b>29</b>	<b>8</b> /1	<b>18</b> /9	17/17
JACKSONVILLE ST.	34/29	45/31	79-60	+19	<b>34</b> -67/25-65	.507/.385	4-15/6-19	.267/.316	7-9/4- <b>5</b>	.778/.800	38-35	+3	<b>23</b> /8	15/19	7/ <b>1</b>	14/7	12/12
at Alabama	28/25	38/30	66-55	+11	27-59/20-71	.458/.282	3-10/3-20	.300/.150	9-14/12-16	.643/.750	45-42	+3	11/12	21/14	5/2	4/8	13/15
FLORIDA	28/33	45/23	73-56	+17	25-50/22-53	.500/.415	5-8/5-11	<b>.625</b> /.455	18-24/7-10	.750/.700	<b>34</b> - <b>25</b>	+9	16/13	15/17	4/1	9/10	13/21
at Vanderbilt	22/29	37/38	59-67	(8)	23-63/26-50	.365/.520	3-14/3-9	.214/.333	10-13/12-18	.769/.667	36-36	--	13/14	17/20	3/5	11/8	19/18
OLE MISS	36/33	<b>49</b> /40	<b>85</b> -73	+12	31-62/27-51	.500/.529	<b>7</b> -17/7-13	.412/.538	16-23/12-16	.696/.750	34-24	+10	20/15	12/18	2/ <b>1</b>	13/6	15/17
LSU	32/31	33/32	65-53	+12	27-60/19-52	.450/.365	2-8/3-13	.250/.231	9-13/12-16	.692/.750	35-37	(2)	16/11	12/20	5/2	10/3	14/11
at Mississippi St.	16/22	<b>29</b> / <b>19</b>	<b>45</b> - <b>41</b>	+4	17-50/19-62	.340/.306	3-8/1-14	.375/.071	8-15/ <b>2</b> -5	.533/.400	35-46	(11)	11/ <b>7</b>	17/20	5/4	8/6	<b>10</b> /13
TENNESSEE	19/34	34/39	53-73	(20)	23-67/28-65	.343/.431	4-19/6-16	.211/.375	3-5/11-14	.600/.786	33-49	(16)	15/14	20/19	1/7	8/12	13/13
SOUTH CAROLINA	26/19	28/28	54-47	+7	21-58/19-59	.362/.322	2-7/4-15	.286/.267	10-17/5-13	.588/ <b>.385</b>	42-42	--	9/10	16/18	4/2	10/7	16/21
at Kentucky	20/37	18/32	69-38	(31)	16-49/24-62	.327/.387	3-8/9-18	.375/.500	3-4/12-19	.750/.632	27-44	(17)	10/16	28/19	7/2	3/14	20/12
MISSISSIPPI ST.	28/29	17/28	45-57	(12)	17-51/22-58	.333/.379	4-11/8-15	.364/.533	7-10/5-7	.700/.714	37-38	(1)	10/15	23/20	2/5	9/13	11/13
at LSU	16/16	36/39	52-55	(3)	21-56/ <b>15</b> -55	.375/ <b>.273</b>	5-14/3-13	.357/.231	5-8/22-30	.625/.733	44-38	+6	11/9	22/13	5/3	4/13	22/12
at Arkansas	28/29	36/30	64-59	+5	24-64/22-63	.375/.349	5-10/2-13	.500/.154	11-17/13-17	.647/.765	40-43	(3)	18/13	13/16	5/3	3/6	17/15
ALABAMA	27/18	24/41	51-59	(8)	21-59/19-56	.356/.339	2-13/7-14	.154/.500	7-18/14-17	.389/.824	44-40	+4	13/14	20/19	4/4	3/11	14/16
at South Carolina	22/27	27/38	49-65	(16)	21-50/24-55	.420/.436	1-7/7-16	.143/.438	6-10/10-15	.600/.667	29-35	(6)	11/11	19/16	3/1	9/7	13/13
at Georgia	24/28	39/30	63-58	+5	24-49/21-59	.490/.356	2-7/6-24	.286/.250	13-20/10-14	.650/.714	33-36	(3)	9/9	19/17	3/2	13/6	16/16
KENTUCKY	33/30	29/46	62-76	(14)	22-55/23-51	.400/.451	6-19/4-14	.316/.286	12-16/26-34	.750/.765	36-32	+4	12/13	29/18	1/3	6/15	20/19
vs. Mississippi St.	22/15	25/34	47-49	(2)	20-58/18-50	.345/.360	0-8/6-20	.000/.300	7-16/7-10	.438/.700	40-35	+5	11/8	15/19	2/6	4/4	16/14

## 2010-11 Auburn Superlatives...

### First Half

Most points scored in the first half.....	43, vs. Alabama A&M (12-28-10)
Fewest points scored in the first half.....	16, at Mississippi State (1-20-11) and at LSU (2-10-11)
Fewest points allowed in the first half.....	15, at George Washington and vs. Mississippi State (3-3-11)
Most points allowed in the first half.....	40, vs. Purdue (12-18-10)
Best FG % in the first half.....	.545, vs. Seton Hall (11-27-10)
Worst FG % in the first half.....	.207, at Mississippi State (1-20-11)
Best FG % by an opponent in the first half.....	.632, at Vanderbilt (1-9-11)
Worst FG % by an opponent in the first half.....	.156 vs. Alabama (2-17-11)
Most rebounds in the first half.....	31, at George Washington (12-15-10)
Fewest rebounds in the first half.....	10, vs. Kentucky (2-3-11)
Most rebounds by an opponent in the first half.....	25, at Mississippi State (1-20-11)
Fewest rebounds by an opponent in the first half.....	12, vs. Ole Miss (1-13-11)

### Second Half

Most points scored in the second half.....	49, vs. Ole Miss (1-13-11)
Fewest points scored in the second half.....	17, vs. Mississippi State (2-6-11)
Fewest points allowed in the second half.....	19, at Mississippi State (1-20-11)
Most points allowed in the second half.....	46, vs. Kentucky (2-27-11)
Best FG % in the second half.....	.609, at Georgia (2-24-11)
Worst FG % in the second half.....	.269, vs. Temple (12-4-10) and vs. Mississippi State (2-6-11)
Best FG % by an opponent in the second half.....	.583, vs. Ole Miss (1-13-11) and vs. Alabama (2-17-11)
Worst FG % by an opponent in the second half.....	.208, vs. Seton Hall (11-27-10)
Most rebounds in the second half.....	26, vs. Mercer (11-12-10)
Fewest rebounds in the second half.....	11, vs. Florida State (11-15-10)
Most rebounds by an opponent in the second half.....	26, vs. Tennessee (1-23-11)
Fewest rebounds by an opponent in the second half.....	11, vs. Florida (1-6-11)

### Game

Most points scored.....	85, vs. Seton Hall (11-27-10) and Ole Miss (1-13-11)
Fewest points scored.....	38, at Kentucky (2-3-11)
Most points allowed.....	76, vs. Purdue (12-18-10) and Kentucky (2-27-11)
Fewest points allowed.....	41, at Mississippi State (1-20-11)
Best FG %.....	.531, vs. Seton Hall (11-27-10)
Worst FG %.....	.290, at South Florida (11-22-10)
Best FG % by an opponent.....	.531, at South Florida (11-22-10)
Worst FG % by an opponent.....	.273, at LSU (2-10-11)
Most rebounds.....	52, vs. Mercer (11-12-10)
Fewest rebounds.....	27, at Kentucky (2-3-10)
Most rebounds by an opponent.....	49, vs. Tennessee (1-23-11)
Fewest rebounds by an opponent.....	24, vs. Ole Miss (1-13-11)

### Miscellaneous

Largest margin of victory.....	39, vs. Alabama A&M (12-28-10)
Smallest margin of victory.....	4, at Mississippi State (1-20-11)
Largest margin of defeat.....	31, at Kentucky (2-3-11)
Smallest margin of defeat.....	1, vs. Temple (12-4-10)
Largest halftime lead.....	24, vs. Alabama A&M (12-28-10)
Smallest halftime lead.....	3, at Alabama (1-2-11), vs. Ole Miss (1-13-11) and vs. Kentucky (2-27-11)
Last time tied at halftime.....	at LSU (2-10-11)
Largest halftime deficit.....	20, vs. Sacred Heart (11-26-10)
Smallest halftime deficit.....	1, vs. Mississippi State (2-6-11) and at Arkansas (2-13-11)
Largest rebounding margin.....	18, vs. Alabama A&M (12-28-10)
Smallest rebounding margin.....	2, vs. Seton Hall (11-27-10)
Last time tied in rebounding.....	vs. South Carolina (1-30-11)
Opponent's largest rebounding margin.....	18, vs. Florida State (11-15-10)
Opponents smallest rebounding margin.....	1, vs. Mississippi State (2-6-11)

**2010-11 Auburn Individual Highs...****First Half**

Points.....	16, Blanche Alverson vs. Ole Miss (1-13-11)
Field Goals Made.....	7, Blanche Alverson vs. Ole Miss (1-13-11)
Field Goal Attempts.....	11, Smalley vs. Alabama A&M (12-28-10) and Alverson vs. Ole Miss (1-13-11)
Field Goal Percentage.....	.800 (4-of-5), Jassany Williams vs. South Alabama (12-2-10)
3-Point Field Goals Made.....	3, Blanche Alverson on three occasions
3-Point Field Goal Attempts.....	7, Blanche Alverson vs. Mercer (11-12-10)
3-Point Field Goal Percentage.....	.750 (3-of-4), Blanche Alverson vs. Florida (1-6-11)
Free Throws Made.....	5, Parrisha Simmons vs. South Alabama (12-2-10)
Free Throws Attempted.....	6, Parrisha Simmons vs. South Alabama (12-2-10)
Free Throw Percentage.....	1.000 (3-of-3), Alli Smalley at LSU (2-10-11) and vs. Kentucky (2-27-11)
Rebounds.....	8, Jordan Greenleaf at George Washington (12-15-10)
Assists.....	6, Morgan Toles vs. Jacksonville State (12-30-10)
Blocked Shots.....	3, Jordan Greenleaf vs. Alabama A&M (12-28-10)
Steals.....	3, on six occasions

**Second Half**

Points.....	16, Greenleaf vs. Mercer (11-12-10) and Smalley at Georgia (2-24-11)
Field Goals Made.....	6, Jordan Greenleaf vs. Mercer (11-12-10)
Field Goal Attempts.....	11, Alli Smalley vs. Mississippi State (3-3-11)
Field Goal Percentage.....	.833 (5-of-6), Alli Smalley at Arkansas (2-13-11)
3-Point Field Goals Made.....	3, on three occasions
3-Point Field Goal Attempts.....	6, Smalley vs. Kentucky (2-27-11)
3-Point Field Goal Percentage.....	.750 (3-of-4), Blanche Alverson vs. Ole Miss (1-13-11)
Free Throws Made.....	5, Hilliard vs. Florida (1-6-11) and Toles vs. South Carolina (1-30-11)
Free Throws Attempted.....	6, Smalley vs. Temple (12-4-10) and Hilliard vs. Florida (1-6-11)
Free Throw Percentage.....	1.000, on eight occasions
Rebounds.....	10, Jordan Greenleaf vs. Mercer (11-12-10)
Assists.....	5, Morgan Toles vs. Alabama A&M (12-28-10) and vs. Florida (1-6-11)
Blocked Shots.....	2, on eight occasions
Steals.....	3, on seven occasions

**Game**

Points.....	27, Blanche Alverson vs. Ole Miss (1-13-11)
Field Goals Made.....	11, Blanche Alverson vs. Ole Miss (1-13-11)
Field Goal Attempts.....	18, Alli Smalley vs. Mississippi State (3-3-11)
Field Goal Percentage.....	.857 (6-of-7), Jordan Greenleaf vs. Alabama A&M (11-22-10)
3-Point Field Goals Made.....	5, Blanche Alverson vs. Ole Miss (1-13-11)
3-Point Field Goal Attempts.....	9, Blanche Alverson vs. Mercer (11-12-10) and vs. Tenn. (1-23-11)
3-Point Field Goal Percentage.....	.750 (3-of-4), Smalley vs. SHU (11-27-10) and at Ark. (2-13-11)
Free Throws Made.....	7, Hilliard vs. Florida (1-6-11) and Toles vs. South Carolina (1-30-11)
Free Throws Attempted.....	8, Hilliard vs. Florida (1-6-11) and Toles vs. South Carolina (1-30-11)
Free Throw Percentage.....	1.000, on seven occasions
Rebounds.....	12, Jassany Williams vs. Alabama (2-17-11)
Assists.....	10, Morgan Toles vs. Jacksonville State (12-30-10)
Blocked Shots.....	4, Jordan Greenleaf at George Washington (12-15-10)
Steals.....	4, on eight occasions

Minimums: FG % (min. 5 attempts), 3FG % (min. 3 attempts), FT % (min 3 attempts)

**2010-11 Opponent Individual Highs...****First Half**

Points.....	20, Andrea Smith of South Florida (11-22-10)
Field Goals Made.....	7, Andrea Smith of South Florida (11-22-10)
Field Goal Attempts.....	11, Smith of South Florida (11-22-10) and Jenkins of Alabama (1-2-11)
Field Goal Percentage.....	1.000 (6-of-6), Tuomi of VU (1-9-11) and Daniels of Ark. (2-13-11)
3-Point Field Goals Made.....	5, Andrea Smith of South Florida (11-22-10)
3-Point Field Goal Attempts.....	7, Andrea Smith of South Florida (11-22-10)
3-Point Field Goal Percentage.....	.800 (4-of-5), Shae Nelson of Ole Miss (1-13-11)
Free Throws Made.....	5, Whiquitta Tobar of Alabama A&M (12-28-10)
Free Throws Attempted.....	7, Whiquitta Tobar of Alabama A&M (12-28-10)
Free Throw Percentage.....	1.000 (4-of-4), Barrett of LSU (1-16-11) and Phillips of UGA (2-24-11)
Rebounds.....	10, Kelley Cain of Tennessee (1-23-11)
Assists.....	6, Valencia McFarland of Ole Miss (1-13-11)
Blocked Shots.....	3, Porche Grant of South Florida and Catina Bett of Mississippi State(3-3-11)
Steals.....	3, on five occasions

**Second Half**

Points.....	21, Kayla Melson of Ole Miss (1-13-11)
Field Goals Made.....	7, Williams of Mercer (11-12-10) and Melson of Ole Miss (1-13-11)
Field Goal Attempts.....	13, Diamber Johnson of Mississippi State (3-3-11)
Field Goal Percentage.....	.857 (6-of-7), Varisia Raffington of Alabama (2-17-11)
3-Point Field Goals Made.....	5, Briana Williams of Mercer (11-12-10)
3-Point Field Goal Attempts.....	8, Williams of Mercer (11-12-10) and Miller of Georgia (2-24-11)
3-Point Field Goal Percentage.....	1.000 (3-of-3), on two occasions
Free Throws Made.....	10, Katherine Graham of LSU (2-10-11)
Free Throws Attempted.....	13, Katherine Graham of LSU (2-10-11)
Free Throw Percentage.....	1.000, on three occasions
Rebounds.....	9, Bett of Mississippi State (2-6-11) and Jones of LSU (2-10-11)
Assists.....	5, Sharnea Boykin of Mercer (11-12-10)
Blocked Shots.....	2, on four occasions
Steals.....	4, Jenkins of Alabama (1-2-11) and Mathies of Kentucky (2-27-11)

**Game**

Points.....	33, Andrea Smith of South Florida (11-22-10)
Field Goals Made.....	12, Smith of South Florida (11-22-10) and Jenkins of Alabama (1-2-11)
Field Goal Attempts.....	22, Andrea Smith of South Florida (11-22-10)
Field Goal Percentage.....	.750 (9-of-12), Ashley Daniels of Arkansas (2-13-11)
3-Point Field Goals Made.....	8, Andrea Smith of South Florida (11-22-10)
3-Point Field Goal Attempts.....	13, Andrea Smith of South Florida (11-22-10)
3-Point Field Goal Percentage.....	1.000 (3-of-3), Varisia Raffington of Alabama (2-17-11)
Free Throws Made.....	12, Katherine Graham of LSU (2-10-11)
Free Throws Attempted.....	15, Katherine Graham of LSU (2-10-11)
Free Throw Percentage.....	1.000 (9-of-9), Alexa Deluzio of Florida State (11-15-10)
Rebounds.....	15, Jenkins of Alabama (1-2-11) and Brown of Mississippi State (1-20-11)
Assists.....	10, Valencia McFarland of Ole Miss (1-13-11)
Blocked Shots.....	4, Porche Grant of South Florida and Catina Bett of Mississippi State(3-3-11)
Steals.....	5, Tierney Jenkins of Alabama (1-2-11)

Minimums: FG % (min. 5 attempts), 3FG % (min. 3 attempts), FT % (min 3 attempts)

## Auburn Career Records

### Games Played

Rk	Player	Years	G
1	Ruthie Bolton	85-89	132
	Linda Godby	86-90	132
3	Vickie Orr	85-89	131
4	Kendall Mago	88-92	130
5	Sharon Stewart	84-88	129
	Sherell Hobbs	05-09	129
7	Mae Ola Bolton	84-88	128
8	<b>Alli Smalley</b>	<b>07-pres</b>	<b>127</b>
9	DeWanna Bonner	05-09	126
10	Lori Monroe	79-83	124
	Jordan Greenleaf	06-11	124

### Games Started

Rk	Player	Years	GS
1	Vickie Orr	85-89	128
2	DeWanna Bonner	05-09	126
3	Debra Larkin	81-85	119
4	Kristen Mulligan	92-96	118
	Le'Coe Willingham	99-04	118
6	Tiffany Krantz	96-00	116
7	Jordan Greenleaf	06-11	113
	<b>Alli Smalley</b>	<b>07-pres</b>	<b>113</b>
9	Helene Baroody	83-87	110
10	Samantha Williams	91-96	108

### Field Goals

Rk	Player	Years	FG
1	Becky Jackson	80-84	864
2	Vickie Orr	85-89	864
3	Marianne Merritt	75-79	837
4	DeWanna Bonner	05-09	744
5	Angie Hannah	79-82	735
6	Mae Ola Bolton	84-88	697
7	Carolyn Jones	88-91	645
8	Natasha Brackett	01-05	641
9	Linda Godby	86-90	590
	<b>Alli Smalley</b>	<b>07-pres</b>	<b>590</b>

### Field Goal Attempts

Rk	Player	Years	FGA
1	Marianne Merritt	75-79	1,795
2	DeWanna Bonner	05-09	1,633
3	Vickie Orr	85-89	1,528
4	Natasha Brackett	01-05	1,514
5	Becky Jackson	80-84	1,435
6	<b>Alli Smalley</b>	<b>07-pres</b>	<b>1,426</b>
7	Angie Hannah	79-82	1,396
8	Mae Ola Bolton	84-88	1,371
9	Carolyn Jones	88-91	1,353
10	Lori Monroe	79-83	1,242

### Field Goal PCT. (200 att.)

Rk	Player	Years	PCT
1	Becky Jackson	80-84	.602 (864-1435)
2	Consweila Sparrow	97-00	.590 (451-764)
3	Vickie Orr	85-89	.565 (864-1528)
4	KeKe Carrier	05-10	.555 (417-751)
5	Lindy Godby	86-90	.550 (590-1072)
6	Sharon Stewart	84-88	.543 (458-843)
7	Charlene Thomas	83-87	.536 (428-799)
8	Angie Hannah	79-82	.527 (735-1396)
9	C. C. Hayden	89-92	.526 (533-1013)
10	Le'Coe Willingham	99-04	.526 (552-1050)

### 3-Point Field Goals

Rk	Player	Years	3FG
1	<b>Alli Smalley</b>	<b>07-pres</b>	<b>218</b>
2	Tiffany Krantz	96-00	184
3	Natasha Brackett	01-05	171
4	Samantha Williams	92-96	161
5	Kristen Mulligan	92-96	149
6	Carolyn Jones	88-91	103
7	Shana Askew	97-01	94
8	Tamela McCorvey	06-08	90
9	<b>Blanche Alverson</b>	<b>09-pres</b>	<b>89</b>
10	Lynn Stevenson	87-91	83

### 3-Point Field Goal Attempts

Rk	Player	Years	ATT
1	<b>Alli Smalley</b>	<b>07-pres</b>	<b>628</b>
2	Natasha Brackett	01-05	545
3	Tiffany Krantz	96-00	520
4	Samantha Williams	92-96	500
5	Kristen Mulligan	92-96	370
6	Shana Askew	97-01	332
7	<b>Blanche Alverson</b>	<b>09-pres</b>	<b>290</b>
8	Nitasha Brown	02-06	271
9	Tamela McCorvey	06-08	270
10	Carolyn Jones	88-91	248

### 3-Point Field Goals Pct. (100 Att.)

Rk	Player	Years	Pct.
1	Carolyn Jones	88-91	.415 (103-248)
2	Kristen Mulligan	92-96	.403 (149-370)
3	Suzette Sargeant	90-92	.388 (57-147)
4	Lynn Stevenson	86-91	.376 (83-221)
5	LaRita Spencer	99-01	.364 (59-162)
6	Louise Emeagi	02-05	.359 (78-217)
7	Tiffany Krantz	96-00	.354 (184-520)
8	<b>Alli Smalley</b>	<b>07-pres</b>	<b>.347 (218-628)</b>
9	Joanna Clayden	05-07	.337 (62-184)
10	Tamela McCorvey	06-08	.333 (90-270)

### Free Throws

Rk	Player	Years	FT
1	DeWanna Bonner	05-09	600
2	Carolyn Jones	88-91	438
3	Consweila Sparrow	97-00	346
	Le'Coe Willingham	99-04	346
5	Becky Jackson	80-84	340
6	Vickie Orr	85-89	307
	Marianne Merritt	75-79	305
8	Tasha Hamilton	97-01	296
9	Lori Monroe	79-83	291
10	Debra Larkin	81-85	278

### Free Throw Attempts

Rk	Player	Years	FT
1	DeWanna Bonner	05-09	755
2	Carolyn Jones	88-91	541
3	Becky Jackson	80-84	520
4	Consweila Sparrow	97-00	491
5	Marianna Merritt	75-79	488
6	Le'Coe Willingham	99-04	487
7	Lori Monroe	79-83	453
8	Tasha Hamilton	97-01	441
9	Vickie Orr	85-89	433
10	Sharon Stewart	84-88	385

### Free Throw Pct. (150 Att.)

Rk	Player	Years	Pct.
1	Carolyn Jones	88-91	.810 (438-541)
2	Kristen Mulligan	92-96	.796 (191-240)
3	DeWanna Bonner	05-09	.795 (600-777)
4	Laticia Morris	95-97	.787 (233-296)
5	Whitney Boddie	05-09	.777 (219-282)
6	Linda Godby	86-90	.774 (185-239)
7	Brenda Hill	82-83	.768 (208-271)
8	Helene Baroody	83-87	.767 (155-202)
9	Patrena Scruggs	87-89	.749 (128-171)
10	Tonia Trail	93-97	.741 (172-232)

### Scoring Average (30 games)

Rk	Player	Years	PPG
1	Marianne Merritt	75-79	20.4
2	Carolyn Jones	88-91	18.3
3	Becky Jackson	80-84	17.8
4	DeWanna Bonner	05-09	17.2
5	Vickie Orr	85-89	15.5
6	Consweila Sparrow	97-00	14.5
7	Natasha Brackett	01-05	14.0
8	C.C. Hayden	89-92	13.6
9	Angie Hannah	78-82	13.3
	Brenda Hill	81-85	13.3

## Auburn Career Records

### Points

Rk	Player	Years	Points
1	DeWanna Bonner	05-09	2,162
2	Becky Jackson	80-84	2,068
3	Vickie Orr	85-89	2,035
4	Marianne Merritt	75-79	1,979
5	Carolyn Jones	88-91	1,831
6	Natasha Brackett	01-05	1,716
7	Mae Ola Bolton	84-88	1,616
8	Angie Hannah	78-82	1,583
9	<b>Alli Smalley</b>	<b>07-pres</b>	<b>1,571</b>
10	Le'Coe Willingham	99-00, 01-03	1,475
11	Lori Monroe	79-83	1,415
12	Tasha Hamilton	97-01	1,402
13	Sherell Hobbs	05-09	1,372
14	Linda Godby	86-90	1,365
15	Debra Larkin	81-85	1,310
16	C. C. Hayden	89-92	1,306
17	Conswella Sparrow	97-00	1,249
18	Brenda Hill	81-85	1,222
19	M. Morehouse	92-96	1,191
20	Lauretta Freeman	89-93	1,188
21	Sharon Stewart	84-88	1,184
22	Ruthie Bolton	85-89	1,176
23	Tiffany Krantz	96-00	1,136
24	Samantha Williams	92-96	1,106
25	KeKe Carrier	05-10	1,017
26	Helene Baroody	83-87	1,011
27	Tara Williams	95-97	988
28	Diann McNeil	84-88	982
29	Laticia Morris	95-97	971
30	Charlene Thomas	83-87	963

### Rebounds

Rk	Player	Years	Points
1	Becky Jackson	80-84	1,118
2	DeWanna Bonner	05-09	1,047
3	Lori Monroe	79-83	1,015
4	Vickie Orr	85-89	1,006
5	Lauretta Freeman	89-93	976
6	Marianne Merritt	75-79	972
7	Le'Coe Willingham	99-00, 01-03	927
8	M. Morehouse	92-96	792
9	Jordan Greenleaf	06-11	761
	Charlene Thomas	84-87	761
11	Sharon Stewart	84-88	757
12	C.C. Hayden	89-92	749
	Kendall Mago	88-92	749
14	Tasha Hamilton	97-01	663
15	Mae Ola Bolton	84-88	653
16	Marita Payne	02-06	630
17	Sherell Hobbs	05-09	612
18	Brenda Hill	82-85	604
19	KeKe Carrier	05-10	600
20	Angie Hannah	78-82	588

### Rebounding Average (30 games)

Rk	Player	Years	RPG
1	Marianne Merritt	75-79	10.0
2	Becky Jackson	80-84	9.6
3	DeWanna Bonner	05-09	8.3
4	Lauretta Freeman	89-93	8.0
5	Lori Monroe	79-83	7.9
6	C.C. Hayden	89-92	7.8
7	Vickie Orr	85-89	7.7
	Le'Coe Willingham	99-00, 01-03	7.7
9	Mae Ola Bolton	84-88	6.8
10	M. Morehouse	92-96	6.8

### Assists

Rk	Player	Years	AST
1	Whitney Boddie	05-09	603
2	Renae Halbrooks	78-82	593
3	Helene Baroody	83-87	587
4	Kristen Mulligan	92-96	551
5	Ruthie Bolton	85-89	526
6	Martha Monk	79-81	525
7	Chantel Tremitiere	87-91	490
8	Tiffany Krantz	96-00	414
9	Debra Larkin	81-85	386
10	Samantha Williams	91-96	323

### Assist Average (30 games)

Rk	Player	Years	APG
1	Martha Monk	79-81	8.3
2	Whitney Boddie	05-09	5.9
3	Renae Halbrooks	78-82	5.5
4	Helene Baroody	83-87	5.1
5	<b>Morgan Toles</b>	<b>09-pres</b>	<b>4.8</b>
6	Kristen Mulligan	92-96	4.7
7	Ruthie Bolton	85-89	4.0
8	Chantel Tremitiere	87-91	4.0
9	LaRita Spencer	99-01	3.6
10	Tiffany Krantz	96-00	3.5
11	Debra Larkin	81-85	3.2

### Blocks

Rk	Player	Years	BLK
1	Marita Payne	02-06	377
2	KeKe Carrier	05-present	216
3	Linda Godby	86-90	199
4	Vickie Orr	85-89	191
5	Lori Monroe	79-83	141
6	DeWanna Bonner	05-09	139
	Jordan Greenleaf	06-11	139
8	Brenda Hill	81-85	126
9	Becky Jackson	80-84	120
10	Lauretta Freeman	89-93	114

### Steals

Rk	Player	Years	STL
1	Mae Ola Bolton	85-88	282
2	Kristen Mulligan	93-96	253
3	Ruthie Bolton	86-89	246
4	Debra Larkin	82-85	242
5	Helene Baroody	84-87	240
6	Sherell Hobbs	05-09	231
7	DeWanna Bonner	05-09	208
8	Natasha Brackett	01-05	202
9	Carolyn Jones	89-91	192
10	Whitney Boddie	05-09	183

## Auburn Single-Season Records

### Field Goals

Rk	Player	Year	FG
1	Tara Williams	96-97	259
	Angie Hannah	80-81	259
3	Becky Jackson	80-81	254
4	Vickie Orr	87-88	248
5	DeWanna Bonner	08-09	239
	Vickie Orr	86-87	239
7	Lauretta Freeman	92-93	237
	Marianne Merritt	75-76	237
9	Carolyn Jones	90-91	225
	Angie Hannah	79-80	225

### Field Goal Attempts

Rk	Player	Year	FGA
1	Tara Williams	96-97	544
2	Carolyn Jones	89-90	534
3	DeWanna Bonner	08-09	496
	Marianne Merritt	75-76	496
5	Angie Hannah	80-81	483
6	Marianne Merritt	77-78	476
7	Natasha Brackett	02-03	475
8	Lauretta Freeman	92-93	466
9	Vickie Orr	87-88	461
10	Becky Jackson	80-81	458

### 3-Point Field Goals

Rk	Player	Year	3FG
1	Tiffany Krantz	96-97	70
2	<b>Alli Smalley</b>	<b>08-09</b>	<b>68</b>
3	Natasha Brackett	02-03	62
4	<b>Alli Smalley</b>	<b>09-10</b>	<b>57</b>
5	Tiffany Krantz	97-98	56
6	Suzette Sargeant	91-92	55
7	Tamela McCorvey	06-07	53
8	Samantha Williams	92-93	51
9	Nitasha Brown	05-06	50
10	Blanche Alverson	10-11	49
--	<b>Alli Smalley</b>	<b>10-11</b>	<b>46</b>

### 3-Point Field Goal Attempts

Rk	Player	Year	3FGA
1	Natasha Brackett	02-03	193
2	Tiffany Krantz	96-97	178
3	<b>Alli Smalley</b>	<b>09-10</b>	<b>175</b>
4	<b>Alli Smalley</b>	<b>08-09</b>	<b>171</b>
5	<b>Alli Smalley</b>	<b>07-08</b>	<b>162</b>
	<b>Blanche Alverson</b>	<b>10-11</b>	<b>162</b>
7	Tamela McCorvey	06-07	159
8	Samantha Williams	93-94	152
	Tiffany Krantz	97-98	152
10	Samantha Williams	92-93	148

### Free Throws

Rk	Player	Year	FT
1	DeWanna Bonner	08-09	218
2	Carolyn Jones	89-90	195
3	DeWanna Bonner	07-08	168
4	Consweila Sparrow	97-98	152
5	Carolyn Jones	90-91	137
6	DeWanna Bonner	06-07	120
7	Laticia Morris	95-96	118
8	Le'Coie Willingham	03-04	117
9	Laticia Morris	96-97	115
	Tasha Hamilton	98-99	115

### Free Throw Attempts

Rk	Player	Year	FTA
1	DeWanna Bonner	08-09	258
2	Carolyn Jones	89-90	240
3	DeWanna Bonner	07-08	207
	Consweila Sparrow	97-98	207
5	Becky Jackson	80-81	187
6	Carolyn Jones	90-91	165
7	Tasha Hamilton	98-99	164
8	Danielette Coleman	92-93	162
9	Consweila Sparrow	98-99	156
	DeWanna Bonner	06-07	154

### Points

Rk	Player	Year	PTS
1	DeWanna Bonner	08-09	716
2	Carolyn Jones	89-90	703
3	Carolyn Jones	90-91	634
4	Becky Jackson	80-81	615
5	Tara Williams	96-97	578
6	DeWanna Bonner	07-08	571
7	Vickie Orr	87-88	565
8	Natasha Brackett	02-03	557
9	Vickie Orr	86-87	550
10	Angie Hannah	80-81	549

### Scoring Average

Rk	Player	Year	PPG
1	Marianne Merritt	75-76	21.9
2	DeWanna Bonner	08-09	21.1
3	Carolyn Jones	90-91	20.5
4	Marianne Merritt	77-78	20.4
5	Carolyn Jones	89-90	20.1
6	Consweila Sparrow	97-98	19.2
7	Lauretta Freeman	92-93	18.7
8	DeWanna Bonner	07-08	18.4
9	Laticia Morris	96-97	18.3
10	Becky Jackson	80-81	18.2

### Rebounds

Rk	Player	Year	REB
1	Lauretta Freeman	92-93	401
2	Marianne Merritt	75-76	382
3	Becky Jackson	80-81	359
4	Becky Jackson	80-81	349
5	DeWanna Bonner	07-08	311
	Lori Monroe	79-80	305
7	Sharon Stewart	87-88	300
8	DeWanna Bonner	08-09	289
9	Becky Jackson	91-92	283
10	Vickie Orr	88-89	284

### Assists

Rk	Player	Year	AST
1	Martha Monk	80-81	294
2	Whitney Boddie	08-09	262
3	Martha Monk	79-80	231
4	Renae Halbrooks	81-82	218
5	Ruthie Bolton	87-88	213
6	Chantel Tremiere	90-91	201
7	Helene Baroody	86-87	196
8	Ruthie Bolton	88-89	195
9	Helene Baroody	85-86	183
10	Chantel Tremiere	89-90	180

### Steals

Rk	Player	Year	STL
1	Marianne Merritt	75-76	114
2	Debra Larkin	81-82	80
3	Helene Baroody	84-85	79
4	Mae Ola Bolton	86-87	78
5	Carolyn Jones	90-91	77
	Kristen Mulligan	92-93	77
	Ruthie Bolton	88-89	77
	Mae Ola Bolton	87-88	77
	Sherell Hobbs	07-08	77
10	Chantel Tremiere	90-91	76

### Blocks

Rk	Player	Year	BLK
1	Marita Payne	04-05	141
2	Marita Payne	05-06	107
3	Marita Payne	03-04	82
4	Linda Godby	89-90	73
5	KeKe Carrier	09-10	72
6	Vickie Orr	86-87	57
7	KeKe Carrier	06-07	61
8	DeWanna Bonner	08-09	55
	Vickie Orr	88-89	55
	Lori Monroe	80-81	55



# Nell FORTNER

Head Coach

Seventh Season

Jackson, Miss • Texas, 1981

- Coached Auburn to its first SEC title in 20 years during 2008-09 season
- Produced Auburn's first SEC Player of the Year since 1988 in DeWanna Bonner
- Has an overall record of 148-99 for a .599 winning percentage
- Sports a 705-250 (.738) record as a head coach, assistant coach and player at all levels (college, professional, international)
- Coached teams to 11 NCAA Tournament appearances, eight as an assistant coach and three as a head coach
- 2000 USA Basketball Coach of the Year
- 1997 and 2009 Basketball Times National Coach of the Year
- 2009 Russell Athletic/WBCA Region III Coach of the Year
- 1997 Big Ten Coach of the Year
- 2009 SEC Coach of the Year
- Led the U.S. National Team to a gold medal in the 2000 Olympics
- Coached 10 different U.S. squads to a 101-14 (.878) record
- Served as an assistant coach for the U.S. National Team that won a gold medal at the 1996 Olympics
- Coached three players to State Farm/WBCA All-America honors
- Coached eight players to 10 all-conference honors
- Coached Auburn to three straight 20-win seasons, including a 30-win season in 2009 - Auburn's first in 20 years
- Produced two WNBA draft picks (DeWanna Bonner and Whitney Boddie) out of her first recruiting class at Auburn
- Spent three years as Head Coach and General Manager of the WNBA's Indiana Fever, leading the team to the playoffs in her second season
- As an assistant coach at Louisiana Tech, helped the team to the Elite Eight in 1993 and the National Championship game in 1994
- Spent four years as a studio analyst with ESPN (2001-04, 2005 WNBA Playoffs)

All-time record as player and coach at all levels:	705-250 (.738)	29 years
Record as a WNBA coach:	42-56 (.429)	3 seasons
Record as USA Head Coach:	101-14 (.878)	4 years
Record as a collegiate player:	127-26 (.830)	4 seasons
Record as a collegiate coach:	383-154 (.713)	16 seasons
Record as a collegiate assistant coach:	235-55 (.810)	9 seasons
Record as a collegiate head coach:	148-99 (.599)	8 seasons
Record at Auburn:	131-88 (.598)	7 seasons
SEC Record:	48-54 (.471)	7 seasons

## Fortner Year-by-Year

### Texas, Player (1977-81)

Year	Record	Conf.	Other Information
1977-78	29-10	--	5th AIAW
1978-79	37-4	--	3rd AIAW
1979-80	33-4	--	5th AIAW
1980-81	28-8	--	9th AIAW

### Stephen F. Austin, Graduate Assistant/Assistant (1986-90)

Year	Record	Conf.	Other Information
1986-87	25-6	9-1	WNIT Third Round
1987-88	29-5	13-1	Southland Champions NCAA Second Round
1988-89	30-4	13-1	Southland Champions NCAA Regional Finalist
1989-90	28-3	14-0	Southland Champions NCAA Regional Finalist

### Louisiana Tech, Assistant Coach (1990-95)

Year	Record	Conf.	Other Information
1990-91	18-12	9-3	American South Conference Runner-Up NCAA First Round
1991-92	20-10	12-4	NCAA First Round
1992-93	26-6	13-1	Sun Belt Conference Champion NCAA Elite Eight
1993-94	31-4	14-0	Sun Belt Conference Champion NCAA Runner-up
1994-95	28-5	13-1	Sun Belt Conference Champion NCAA Sweet 16

### USA Basketball, Assistant Coach (1995-96)

52-0 Overall Record (1.000)

### Purdue, Head Coach (1996-97)

Year	Record	Conf.	Other Information
1996-97	17-11	12-4	Big Ten Co-Champions NCAA Second Round

### USA Basketball, Head Coach (1997-2000)


101-14 Overall Record (.878)

### Indiana Fever (WNBA), Head Coach (2001-03)

Year	Record	Conf.	Other Information
2001	10-22	--	
2002	16-16	--	WNBA Playoffs First Round
2003	16-18	--	

### Auburn, Head Coach (2004-present)

Year	Record	Conf.	Other Information
2004-05	16-13	6-8	
2005-06	14-15	4-10	
2006-07	21-13	6-8	WNIT Quarterfinals
2007-08	20-12	7-7	NCAA First Round
2008-09	30-4	12-2	SEC Champions SEC Tournament Runner-Up NCAA Second Round
2009-10	15-16	5-11	
2010-11	15-15	8-8	



# Alli SMALLEY

# #5

Senior • Guard • 5-8

Arab, Ala.

Arab High School

## NOTES:

- All-SEC First Team Selection
- Coming off a season-high 24 points against Kentucky, her second game in a row with 20 or more points
- Did not start vs. Mississippi State, breaking her streak of 106 consecutive starts - the second-longest streak in school history
- Her 10 points vs. LSU moved her into 10th all-time in career scoring at Auburn; now ranks ninth with 1,557 career points
- Ranks 18th in the SEC in scoring with 12.1 points per game
- Has scored in double figures in 21 of 29 games this season
- Broke the Auburn career 3-point record with 1:22 left in the Temple game passing Tiffany Krantz for the record; became the first Tiger to record 200 3-pointers
- Named to Junkanoo Jam All-Tournament Team
- Selected to Preseason All-SEC First Team by league coaches and Preseason All-SEC Second Team by media

Opponent	Start	Min.	FG-A	3PT-A	FT-A	O-D-T	PF	Asst.	TO	Blk.	Stl.	Pts.
MERCER	*	26	6-15	1-5	3-4	1-3-4	2	1	4	1	2	16
FLORIDA STATE	*	33	2-15	1-6	1-2	0-2-2	2	3	4	1	1	6
DUKE	*	26	3-4	2-3	4-4	1-2-3	2	3	4	0	0	12
at South Florida	*	22	1-11	0-4	2-3	0-0-0	2	0	0	0	0	4
vs. Sacred Heart	*	28	5-13	2-5	0-0	1-4-5	1	1	2	0	2	12
vs. Seton Hall	*	19	6-10	3-4	0-0	0-0-0	0	4	2	0	1	15
SOUTH ALABAMA	*	26	5-15	1-3	4-4	0-1-1	2	1	1	0	2	15
TEMPLE	*	33	7-17	3-7	5-9	0-3-3	3	0	1	0	3	22
at George Washington	*	34	5-15	4-7	0-1	2-1-3	0	1	0	0	0	14
vs. Purdue	*	30	5-11	4-6	4-4	1-1-2	4	1	3	0	2	18
at Chicago State	*	29	3-12	0-4	1-2	3-1-4	3	2	2	0	2	7
ALABAMA A&M	*	21	5-14	0-2	2-3	1-4-5	1	2	2	0	1	12
JACKSONVILLE STATE	*	31	5-12	1-6	0-0	0-2-2	2	5	1	0	4	11
at Alabama	*	37	5-8	2-3	0-0	0-2-2	0	1	3	0	3	12
FLORIDA	*	33	4-9	1-2	1-2	1-3-4	2	4	2	0	1	10
at Vanderbilt	*	30	3-11	2-6	2-2	1-1-2	4	0	3	0	3	10
OLE MISS	*	26	2-7	2-5	0-0	1-4-5	3	3	3	1	0	6
LSU	*	30	4-6	1-1	1-2	0-5-5	2	2	3	0	3	10
at Mississippi State	*	37	4-8	1-2	2-2	1-4-5	1	5	5	0	4	11
TENNESSEE	*	38	6-14	1-4	0-0	0-3-3	2	2	3	0	2	13
SOUTH CAROLINA	*	35	5-15	1-3	0-0	0-3-3	3	2	2	0	4	11
at Kentucky	*	18	2-5	0-0	0-0	0-2-2	3	2	7	0	0	4
MISSISSIPPI STATE	*	19	2-7	1-2	0-1	2-0-2	2	1	5	0	2	5
at LSU	*	36	6-15	3-6	3-3	1-6-7	2	2	4	0	0	18
at Arkansas	*	37	7-11	3-4	2-3	1-4-5	3	3	3	0	0	19
ALABAMA	*	31	3-5	0-1	1-2	2-2-4	1	2	3	0	0	7
at South Carolina	*	25	2-5	0-2	0-0	0-2-2	5	1	3	1	2	4
at Georgia	*	36	8-14	2-3	4-4	0-2-2	3	5	7	0	4	22
KENTUCKY	*	38	7-15	4-8	6-6	1-4-5	3	2	6	0	0	24
vs. Mississippi State at Tennessee Tech	*	34	7-18	0-6	0-0	1-2-3	4	2	2	0	0	14

## SMALLEY CAREER STATISTICS

Year	GP-GS	FG-FGA	Pct	3FG-FGA	Pct	FT-FTA	Pct	O-D-T (Reb.)	Avg	PF	FO	Asst	TO	Blk	Stl	Pts	Avg
2007-08	32-19	133-333	.399	47-162	.290	28-42	.667	34-59-93	2.9	58	3	89	104	10	37	341	10.7
2008-09	34-34	141-310	.455	68-171	.398	28-37	.757	12-79-91	2.7	60	0	71	62	7	45	378	11.1
2009-10	31-31	181-446	.406	57-175	.326	69-96	.719	33-104-137	4.4	64	1	72	85	7	36	488	15.7
2010-11	30-29	135-337	.401	46-120	.383	48-63	.762	22-73-95	3.2	67	1	63	90	4	48	364	12.1
<b>TOTAL</b>	<b>128-114</b>	<b>593-1433</b>	<b>.414</b>	<b>220-632</b>	<b>.348</b>	<b>175-242</b>	<b>.723</b>	<b>102-316-418</b>	<b>3.3</b>	<b>252</b>	<b>5</b>	<b>296</b>	<b>345</b>	<b>28</b>	<b>167</b>	<b>1581</b>	<b>12.4</b>

## SEASON HIGHS

<b>Points</b>		
24	vs. Kentucky	(2/27/11)
<b>Rebounds</b>		
7	at LSU	(2/10/11)
<b>Assists</b>		
5	3 times, last at Georgia	(2/24/11)
<b>Blocks</b>		
1	3 times, last vs. Ole Miss	(1/13/11)
<b>Steals</b>		
4	4 times, last at Georgia	(2/24/11)
<b>Field Goals</b>		
8	at Georgia	(2/24/11)
<b>Field Goal Attempts</b>		
17	vs. Temple	(12/4/10)
<b>3-Point Field Goals</b>		
4	3 times, last vs. Kentucky	(2/27/11)
<b>3-Point FG Attempts</b>		
8	vs. Kentucky	(2/27/11)
<b>Free Throws</b>		
6	vs. Kentucky	(2/27/11)
<b>Free Throw Attempts</b>		
9	vs. Temple	(12/4/10)

## CAREER HIGHS

<b>Points</b>		
29	vs. Florida	(3/4/10)
<b>Rebounds</b>		
11	vs. Alabama	(2/7/10)
<b>Assists</b>		
6	3 times, last at SDSU	(12/30/09)
<b>Blocks</b>		
2	vs. Georgia	(1/13/08)
<b>Steals</b>		
4	6 times, last at Georgia	(2/24/11)
<b>Field Goals</b>		
10	3 times, last vs. Florida	(3/4/10)
<b>Field Goal Attempts</b>		
21	vs. Troy	(11/13/09)
<b>3-Point Field Goals</b>		
5	3 times, last vs. Florida	(3/4/10)
<b>3-Point FG Attempts</b>		
10	3 times, last at Ole Miss	(2/25/10)
<b>Free Throws</b>		
6	5 times, last vs. Kentucky	(2/27/11)
<b>Free Throw Attempts</b>		
9	vs. Temple	(12/4/10)



# Chantel HILLIARD

# #23

Junior • Forward/Center • 6-2

Biloxi, Miss.

St. Martin High School

## NOTES:

- Started for the second time this season vs. Mississippi State, scoring 12 points with 6 rebounds and 2 steals
- Set her career high with 17 points against Florida, leading Auburn in scoring for the second time in her career
- Is Auburn's most efficient shooter with a .521 field goal percentage
- Led Auburn in scoring for the first time in her career, coming off the bench for a career-high 16 points on 7-of-9 shooting at South Florida
- Has scored in double figures six times this season
- Saw limited action last season after starting the year as a starter
- Has already scored more points as a junior than she did as a sophomore
- Finished the year 3.5 points and 2.4 rebounds per game, seeing action in 27 games

Opponent	Start	Min.	FG-A	3PT-A	FT-A	O-D-T	PF	Asst.	TO	Blk.	St.	Pts.
MERCER		13	2-3	0-0	0-0	0-3-3	0	0	1	0	1	4
FLORIDA STATE		6	0-0	0-0	0-0	0-0-0	1	0	0	1	0	0
DUKE		12	1-5	0-0	2-2	3-1-4	1	1	0	0	1	4
at South Florida		23	7-9	0-0	2-2	4-3-7	1	0	0	0	0	16
vs. Sacred Heart	*	19	2-5	0-0	1-2	1-2-3	0	1	2	0	0	5
vs. Seton Hall		9	2-4	0-0	0-0	0-1-1	1	0	0	0	1	4
SOUTH ALABAMA		11	2-4	0-0	1-2	1-0-1	3	0	0	0	0	5
TEMPLE		23	3-5	0-0	4-4	1-3-4	3	0	3	0	0	10
at George Washington		12	2-5	0-0	1-2	1-1-2	3	0	1	1	0	5
vs. Purdue		11	2-6	0-0	0-1	0-1-1	3	1	1	1	0	4
at Chicago State		12	3-5	0-0	1-2	1-0-1	4	0	1	0	0	7
ALABAMA A&M		17	5-7	0-0	2-2	0-5-5	2	1	2	1	1	12
JACKSONVILLE STATE		13	2-3	0-0	0-0	2-2-4	0	0	2	0	1	4
at Alabama		4	1-1	0-0	0-0	0-2-2	0	0	3	0	0	2
FLORIDA		22	5-7	0-0	7-8	2-3-5	2	0	2	0	0	17
at Vanderbilt		13	2-4	0-0	1-3	2-2-4	1	0	2	0	0	5
OLE MISS		9	1-2	0-0	2-2	1-0-1	0	0	0	0	1	4
LSU		11	1-5	0-0	1-2	1-0-1	1	0	1	1	0	3
at Mississippi State		27	3-5	0-0	1-2	2-4-6	3	0	1	1	0	7
TENNESSEE		2	0-0	0-0	0-0	0-0-0	1	0	2	0	0	0
SOUTH CAROLINA		2	0-0	0-0	0-0	0-0-0	0	0	0	0	0	0
at Kentucky		14	0-1	0-0	0-0	1-1-2	3	0	1	1	0	0
MISSISSIPPI STATE	*	29	4-8	0-0	4-4	2-4-6	1	0	1	1	2	12
at LSU	*	29	1-4	0-1	0-0	2-3-5	4	1	6	0	2	2
at Arkansas	*	20	3-7	0-0	2-4	3-4-7	2	1	2	0	2	8
ALABAMA	*	27	3-7	0-0	0-0	1-6-7	4	1	2	2	2	6
at South Carolina		20	5-6	0-0	1-2	1-2-3	1	0	4	0	1	11
at Georgia	*	23	1-3	0-0	2-4	1-3-4	2	1	1	0	2	4
KENTUCKY	*	32	5-9	0-1	0-1	0-4-4	4	1	4	1	0	10
vs. Mississippi State	*	34	8-15	0-0	2-5	6-5-11	4	0	3	1	1	18
at Tennessee Tech												

## HILLIARD CAREER STATISTICS

Year	GP-GS	FG-FGA	Pct	3FG-FGA	Pct	FT-FTA	Pct	O-D-T (Reb.)	Avg	PF	FO	Asst	TO	Blk	Stl	Pts	Avg
2008-09	30-0	53-106	.500	0-2	.000	15-32	.469	29-56-85	2.8	50	0	7	26	12	13	121	4.0
2009-10	27-2	37-89	.416	0-0	.000	20-43	.465	31-35-66	2.4	49	1	6	35	13	11	94	3.5
2010-11	30-8	76-145	.524	0-2	.000	37-56	.661	39-65-104	3.5	55	0	9	48	12	18	189	6.3
<b>TOTAL</b>	<b>88-10</b>	<b>166-341</b>	<b>.487</b>	<b>0-4</b>	<b>.000</b>	<b>72-131</b>	<b>.550</b>	<b>99-156-255</b>	<b>2.9</b>	<b>157</b>	<b>1</b>	<b>22</b>	<b>113</b>	<b>37</b>	<b>42</b>	<b>404</b>	<b>4.6</b>

## SEASON HIGHS

<b>Points</b>		
18	vs. Mississippi State	(3/3/11)
<b>Rebounds</b>		
11	vs. Mississippi State	(3/3/11)
<b>Assists</b>		
1	9 times, last vs. Kentucky	(2/27/11)
<b>Blocks</b>		
2	vs. Alabama	(2/17/11)
<b>Steals</b>		
2	5 times, last at Georgia	(2/24/11)
<b>Field Goals</b>		
8	vs. Mississippi State	(3/3/11)
<b>Field Goal Attempts</b>		
15	vs. Mississippi State	(3/3/11)
<b>3-Point Field Goals</b>		N/A
<b>3-Point FG Attempts</b>		
1	vs. Kentucky	(2/27/11)
<b>Free Throws</b>		
7	vs. Florida	(1/6/11)
<b>Free Throw Attempts</b>		
8	vs. Florida	(1/6/11)

## CAREER HIGHS

<b>Points</b>		
18	vs. Mississippi State	(3/3/11)
<b>Rebounds</b>		
11	Twice, last vs. Mississippi	(3/3/11)
<b>Assists</b>		
2	twice, last at Kentucky	(1/24/10)
<b>Blocks</b>		
3	twice, last vs. Duquesne	(12/29/08)
<b>Steals</b>		
3	vs. Duquesne	(12/29/08)
<b>Field Goals</b>		
8	vs. Mississippi State	(3/3/11)
<b>Field Goal Attempts</b>		
15	vs. Mississippi State	(3/3/11)
<b>3-Point Field Goals</b>		N/A
<b>3-Point FG Attempts</b>		
1	4 times, last vs. Kentucky	(2/27/11)
<b>Free Throws</b>		
7	vs. Florida	(1/6/11)
<b>Free Throw Attempts</b>		
12	vs. Sam Houston State	(12/5/08)



# Morgan JENNINGS

# #2

Junior • Guard • 5-8

Atlanta, Ga.

Frederick Douglass High School

## NOTES:

- Has been starting in place of injured point guard Morgan Toles
- Scored career-high 16 points vs. Kentucky on Sunday, including career-high 6 free throws
- Coming off a 10-point outing in Auburn's win over #22 Georgia
- Earned first start in almost two months at USC; tallied 6 points, 4 rebounds, 3 steals while playing more minutes than she had in the last seven games combined
- Collected career-high 4 steals against Alabama A&M
- Tied her career highs with 5 rebounds, 6 assists and 3 steals at George Washington
- Came off the bench for 6 points and team-high 3 steals in season-opener vs. Mercer; had 5 points vs. Duke
- Saw action in 13 games last season after missing the first half of the season with an injury

Opponent	Start	Min.	FG-A	3PT-A	FT-A	O-D-T	PF	Asst.	TO	Blk.	Stl.	Pts.
MERCER		14	2-2	0-0	2-2	1-1-2	1	1	1	0	3	6
FLORIDA STATE		9	0-1	0-0	0-0	1-1-2	0	2	1	0	0	0
DUKE		16	1-3	0-0	3-4	0-2-2	2	1	3	0	1	5
at South Florida		16	0-4	0-0	1-2	2-1-3	1	2	1	0	0	1
vs. Sacred Heart		15	1-5	0-0	2-2	1-1-2	1	0	2	0	1	4
vs. Seton Hall		19	7-7	0-0	0-1	0-4-4	2	1	1	0	2	14
SOUTH ALABAMA	*	17	2-6	0-0	0-2	0-2-2	3	1	0	1	2	4
TEMPLE	*	27	4-7	0-0	0-1	3-2-5	1	1	2	1	0	8
at George Washington		19	1-3	0-0	1-3	3-2-5	1	6	0	0	3	3
vs. Purdue		12	0-6	0-0	1-3	1-0-1	1	0	1	0	0	1
at Chicago State		5	0-0	0-0	1-2	0-0-0	0	0	1	0	1	0
ALABAMA A&M		18	1-1	0-0	4-4	1-0-1	1	1	2	0	4	6
JACKSONVILLE STATE		8	0-1	0-0	0-0	0-1-1	1	2	0	0	0	0
at Alabama		3	0-0	0-0	0-0	0-1-1	0	0	0	0	0	0
FLORIDA		7	0-3	0-0	0-0	0-0-0	1	0	2	0	1	0
at Vanderbilt		13	1-3	0-0	0-0	0-2-2	0	2	1	0	2	2
OLE MISS		10	2-5	0-0	0-0	0-0-0	0	1	1	0	0	4
LSU		10	0-2	0-0	2-2	0-0-0	0	0	0	0	0	2
at Mississippi State		7	0-1	0-0	0-0	1-0-1	0	0	0	0	0	0
TENNESSEE		5	0-0	0-0	0-0	0-1-1	0	0	1	0	0	0
SOUTH CAROLINA		7	0-2	0-0	0-0	0-0-0	0	1	2	0	0	0
at Kentucky		12	0-2	0-0	1-2	0-1-1	0	0	1	0	0	1
MISSISSIPPI STATE		1	0-0	0-0	0-0	0-0-0	0	0	1	0	0	0
at LSU		1	0-0	0-0	0-0	0-0-0	1	0	0	0	0	0
at Arkansas						---						
ALABAMA		2	0-0	0-0	0-0	0-1-1	0	0	1	0	0	0
at South Carolina	*	33	2-5	0-0	2-2	3-1-4	3	0	2	0	3	6
at Georgia	*	31	4-8	0-0	2-2	0-3-3	1	3	6	0	2	10
KENTUCKY	*	33	5-8	0-1	6-7	0-0-0	3	4	4	0	1	16
vs. Mississippi State	*	30	0-4	0-0	1-2	0-4-4	3	3	6	0	0	1
at Tennessee Tech												

## JENNINGS CAREER STATISTICS


Year	GP-GS	FG-FGA	Pct	3FG-FGA	Pct	FT-FTA	Pct	O-D-T (Reb.)	Avg	PF	FO	Asst	TO	Blk	Stl	Pts	Avg
2008-09	30-4	30-77	.390	0-0	.000	11-24	.458	18-30-48	1.6	25	0	34	41	0	16	71	2.4
2009-10	13-0	9-32	.281	0-1	.000	1-4	.250	2-9-11	0.8	9	0	15	14	0	2	19	1.5
2010-11	29-6	33-89	.371	0-1	.000	29-43	.674	17-31-48	1.7	27	0	32	43	2	26	95	3.3
<b>TOTAL</b>	<b>72-10</b>	<b>72-198</b>	<b>.364</b>	<b>0-2</b>	<b>.000</b>	<b>41-71</b>	<b>.577</b>	<b>37-70-107</b>	<b>1.5</b>	<b>61</b>	<b>0</b>	<b>81</b>	<b>98</b>	<b>2</b>	<b>44</b>	<b>185</b>	<b>2.6</b>

## SEASON HIGHS

<b>Points</b>		
16	vs. Kentucky	(2/27/11)
<b>Rebounds</b>		
5	twice, last at GW	(12/15/10)
<b>Assists</b>		
6	at George Washington	(12/15/10)
<b>Blocks</b>		
1	twice, last vs. Temple	(12/4/10)
<b>Steals</b>		
4	vs. Alabama A&M	(12/28/10)
<b>Field Goals</b>		
7	vs. Seton Hall	(11/27/10)
<b>Field Goal Attempts</b>		
8	vs. Kentucky	(2/27/11)
<b>3-Point Field Goals</b>		N/A
<b>3-Point FG Attempts</b>		
1	vs. Kentucky	(2/27/11)
<b>Free Throws</b>		
6	vs. Kentucky	(2/27/11)
<b>Free Throw Attempts</b>		
7	vs. Kentucky	(2/27/11)

## CAREER HIGHS

<b>Points</b>		
16	vs. Kentucky	(2/27/11)
<b>Rebounds</b>		
5	twice, last vs. Temple	(12/4/08)
<b>Assists</b>		
6	twice, last at GW	(12/15/10)
<b>Blocks</b>		
1	twice, last vs. Temple	(12/4/10)
<b>Steals</b>		
4	vs. Alabama A&M	(12/28/10)
<b>Field Goals</b>		
7	at Seton Hall	(11/27/10)
<b>Field Goal Attempts</b>		
8	3 times, last vs. Kentucky	(2/27/11)
<b>3-Point Field Goals</b>		N/A
<b>3-Point FG Attempts</b>		
1	twice, last vs. Kentucky	(2/27/11)
<b>Free Throws</b>		
6	vs. Kentucky	(2/27/11)
<b>Free Throw Attempts</b>		
7	vs. Kentucky	(2/27/11)



# Parrisha SIMMONS

# #4

Junior • Guard • 6-0

Macon, Ga.

Southwest Macon High School

## NOTES:

- Scored season-high 6 points vs. Purdue; tied the mark against Florida and vs. Mississippi State
- Returned to the starting lineup at George Washington after coming off the bench the previous four games
- Snagged career-high 3 steals vs. Alabama A&M
- Started and totaled five rebounds and two steals in the season-opener vs. Mercer
- A defensive and rebounding specialist
- Started in 22 of 31 games last season, averaging 3.1 points and 5.1 rebounds per game
- Finished the season ninth in the SEC in offensive rebounding with 2.8 per game

Opponent	Start	Min.	FG-A	3PT-A	FT-A	O-D-T	PF	Ass.	TO	Blk.	St.	Pts.
MERCER	*	19	0-1	0-0	1-6	4-1-5	1	3	0	0	2	1
FLORIDA STATE	*	13	1-2	0-0	0-0	0-1-1	1	0	0	0	0	2
DUKE	*	12	1-3	0-0	2-4	1-0-1	1	1	1	0	2	4
at South Florida	*	12	0-0	0-0	0-2	0-1-1	2	0	0	0	0	0
vs. Sacred Heart		13	2-3	0-0	1-4	3-1-4	0	2	0	0	1	5
vs. Seton Hall		21	1-4	0-0	2-5	2-3-5	1	1	0	0	1	4
SOUTH ALABAMA		16	0-4	0-0	5-6	4-2-6	2	0	2	0	1	5
TEMPLE		9	0-1	0-0	2-2	2-0-2	1	1	2	0	0	2
at George Washington	*	13	1-1	0-0	0-0	3-2-5	1	0	1	0	0	2
vs. Purdue	*	8	2-4	0-0	2-2	0-0-0	1	0	0	0	0	6
at Chicago State	*	27	0-1	0-0	3-9	3-5-8	0	0	3	1	0	3
ALABAMA A&M	*	15	2-5	0-0	1-1	2-1-3	1	2	1	0	3	5
JACKSONVILLE STATE	*	16	1-3	0-0	0-0	1-1-2	0	2	1	1	1	2
at Alabama	*	14	0-0	0-0	1-2	0-4-4	2	0	1	0	0	1
FLORIDA	*	18	2-3	0-0	2-2	1-1-2	1	1	1	0	0	6
at Vanderbilt	*	13	1-2	0-0	0-0	3-1-4	1	1	0	0	0	2
OLE MISS	*	21	1-6	0-0	1-4	6-1-7	2	3	1	0	1	3
LSU	*	16	1-3	0-0	1-2	0-1-1	1	2	0	0	0	3
at Mississippi State	*	10	0-0	0-0	0-2	0-3-3	1	0	2	0	0	0
TENNESSEE	*	13	1-1	0-0	0-0	2-0-2	2	2	0	0	0	2
SOUTH CAROLINA	*	20	2-7	0-0	0-0	3-4-7	2	0	2	0	0	4
at Kentucky	*	11	1-1	0-0	0-0	0-2-2	2	1	1	0	0	2
MISSISSIPPI STATE	*	12	0-1	0-0	0-0	0-1-1	1	0	2	0	2	0
at LSU		10	0-2	0-0	0-0	3-4-7	1	1	1	0	0	0
at Arkansas		7	0-0	0-0	0-0	1-1-2	0	0	0	0	0	0
ALABAMA		2	0-0	0-0	0-0	0-1-1	0	0	0	0	0	0
at South Carolina		16	1-3	0-0	0-0	1-0-1	1	0	0	0	0	2
at Georgia		11	0-0	0-0	0-0	0-1-1	3	0	1	0	0	0
KENTUCKY		20	0-1	0-0	0-2	5-1-6	4	1	2	0	2	0
vs. Mississippi State at Tennessee Tech		23	2-3	0-0	2-3	2-1-3	0	3	1	0	1	6

## SIMMONS CAREER STATISTICS

Year	GP-GS	FG-FGA	Pct	3FG-FGA	Pct	FT-FTA	Pct	O-D-T (Reb.)	Avg	PF	FO	Ass	TO	Blk	Stl	Pts	Avg
2008-09	21-0	9-25	.360	0-0	.000	4-20	.200	20-36-56	2.7	13	0	12	14	4	6	22	1.0
2009-10	31-22	39-89	.435	0-0	.000	17-49	.347	88-71-159	5.1	51	0	34	43	1	16	95	3.1
2010-11	30-19	23-65	.354	0-0	.000	26-58	.448	52-45-97	3.2	36	0	27	26	2	17	72	2.4
<b>TOTAL</b>	<b>83-41</b>	<b>71-180</b>	<b>.394</b>	<b>0-0</b>	<b>.000</b>	<b>47-127</b>	<b>.370</b>	<b>163-152-315</b>	<b>3.8</b>	<b>103</b>	<b>0</b>	<b>74</b>	<b>84</b>	<b>7</b>	<b>39</b>	<b>189</b>	<b>2.3</b>

## SEASON HIGHS

<b>Points</b>		
6	twice, last vs. Florida	(1/6/11)
<b>Rebounds</b>		
8	at Chicago State	(12/21/10)
<b>Assists</b>		
3	twice, last vs. Ole Miss	(1/13/11)
<b>Blocks</b>		
1	twice, last vs. JSU	(12/30/10)
<b>Steals</b>		
3	vs. Alabama A&M	(12/28/10)
<b>Field Goals</b>		
2	5 times, last vs. USC	(1/30/11)
<b>Field Goal Attempts</b>		
7	vs. South Carolina	(1/30/11)
<b>3-Point Field Goals</b>		N/A
<b>3-Point FG Attempts</b>		N/A
<b>Free Throws</b>		
5	vs. South Alabama	(12/2/10)
<b>Free Throw Attempts</b>		
9	at Chicago State	(12/21/10)

## CAREER HIGHS

<b>Points</b>		
9	twice, last vs. Vanderbilt	(1/21/10)
<b>Rebounds</b>		
12	vs. George Washington	(12/5/09)
<b>Assists</b>		
4	vs. Valparaiso	(12/28/09)
<b>Blocks</b>		
1	7 times, last vs. JSU	(12/30/10)
<b>Steals</b>		
3	vs. Alabama A&M	(12/28/10)
<b>Field Goals</b>		
4	twice, last at N.C. A&T	(12/1/09)
<b>Field Goal Attempts</b>		
7	twice, last vs. USC	(1/30/11)
<b>3-Point Field Goals</b>		N/A
<b>3-Point FG Attempts</b>		N/A
<b>Free Throws</b>		
5	vs. South Alabama	(12/2/10)
<b>Free Throw Attempts</b>		
9	at Chicago State	(12/21/10)



# Blanche ALVERSON

# #14

Sophomore • Forward/Center • 6-3

Andalusia, Ala.

Buford (Ga.) High School

#### NOTES:

- Is 1 3-pointer away from tying Tamela McCorvey for 8th all-time at Auburn in career 3-pointers
- Had a career outing vs. Ole Miss with 27 points, including a career-high five 3-pointers
- Topped her career rebounding mark with 9 at Alabama, tied it vs. South Carolina and again at LSU
- Has scored in double figures in 15 of the last 23 games
- Is 25th in the SEC in scoring this season with 10.9 points per game; is also 11th with 1.7 3-pointers per game
- Has led Auburn in scoring seven times this season
- Scored Auburn's first field goal in the new Auburn Arena, a 3-pointer that came 56 seconds into the game against Mercer
- A deep shooting threat, she is also one of the most versatile players on the team because of her size and post skills

Opponent	Start	Min.	FG-A	3PT-A	FT-A	O-D-T	PF	Ass.	TO	Blk.	St.	Pts.
MERCER	*	25	3-10	3-9	2-2	1-2-3	0	3	2	0	1	11
FLORIDA STATE	*	31	7-12	2-3	0-0	2-0-2	4	0	0	0	1	16
DUKE	*	33	3-10	2-8	1-2	0-7-7	1	2	2	0	1	9
at South Florida	*	29	3-11	2-8	0-0	1-1-2	3	0	1	0	0	8
vs. Sacred Heart	*	18	1-5	0-2	0-0	0-1-1	1	0	2	0	0	2
vs. Seton Hall	*	17	4-8	0-3	4-5	2-1-3	1	2	3	0	0	12
SOUTH ALABAMA	*	21	3-4	1-2	0-0	0-2-2	2	3	2	1	0	7
TEMPLE	*	32	3-8	3-7	1-2	2-3-5	1	3	1	0	0	10
at George Washington	*	35	6-15	2-6	2-2	2-2-4	1	0	3	0	2	16
vs. Purdue	*	31	3-9	2-6	2-2	1-1-2	4	1	3	0	2	10
at Chicago State	*	33	4-12	1-4	4-5	2-4-6	2	1	1	0	1	13
ALABAMA A&M	*	23	6-10	2-6	0-0	1-6-7	1	1	1	3	0	14
JACKSONVILLE STATE	*	26	7-15	3-8	0-0	2-6-8	0	0	1	2	1	17
at Alabama	*	36	3-12	0-5	0-0	2-7-9	2	2	5	3	1	6
FLORIDA	*	26	6-12	3-5	0-0	1-3-4	3	0	1	0	2	15
at Vanderbilt	*	31	5-11	1-6	1-2	1-2-3	2	0	1	0	1	12
OLE MISS	*	34	11-17	5-8	0-0	1-3-4	1	1	0	0	3	27
LSU	*	27	4-12	1-6	0-0	1-5-6	2	1	2	2	4	9
at Mississippi State	*	33	3-10	2-6	3-4	0-2-2	2	0	2	1	0	11
TENNESSEE	*	29	3-11	3-9	0-0	1-0-1	2	1	3	0	2	9
SOUTH CAROLINA	*	33	3-7	1-3	0-2	0-9-9	0	0	2	1	0	7
at Kentucky	*	30	5-11	2-5	0-0	0-4-4	1	0	4	1	0	12
MISSISSIPPI STATE	*	38	8-17	3-7	0-0	0-4-4	0	0	2	0	1	19
at LSU	*	33	1-7	0-2	0-0	0-9-9	1	2	1	1	1	2
at Arkansas	*	32	2-12	2-5	3-4	1-3-4	3	3	0	1	1	9
ALABAMA	*	36	4-15	1-7	0-0	1-4-5	2	5	3	0	1	9
at South Carolina	*	29	2-7	0-3	0-0	0-4-4	0	0	2	1	1	4
at Georgia	*	31	4-8	0-2	2-3	1-4-5	2	0	1	0	1	10
KENTUCKY	*	36	4-14	2-9	0-0	3-5-8	1	2	9	0	0	10
vs. Mississippi State at Tennessee Tech	*	25	0-5	0-2	0-0	2-4-6	0	0	0	0	0	0

#### ALVERSON CAREER STATISTICS

Year	GP-GS	FG-FGA	Pct	3FG-FGA	Pct	FT-FTA	Pct	O-D-T (Reb.)	Avg	PF	FO	Ass	TO	Blk	Stl	Pts	Avg
2008-09	1-0	4-6	.667	4-5	.800	1-2	.500	1-4-5	5.0	1	0	2	1	0	0	13	13.0
2009-10	31-13	78-218	.358	40-128	.313	19-27	.704	26-92-118	3.8	39	1	51	44	17	15	215	6.9
2010-11	30-30	121-317	.382	49-162	.302	25-35	.714	31-108-139	4.6	43	0	32	58	17	26	316	10.5
<b>TOTAL</b>	<b>62-43</b>	<b>203-541</b>	<b>.375</b>	<b>93-295</b>	<b>.315</b>	<b>45-64</b>	<b>.703</b>	<b>58-204-262</b>	<b>4.2</b>	<b>83</b>	<b>1</b>	<b>85</b>	<b>103</b>	<b>34</b>	<b>41</b>	<b>544</b>	<b>8.8</b>

#### SEASON HIGHS

<b>Points</b>		
27	vs. Ole Miss	(1/13/11)
<b>Rebounds</b>		
9	3 times, last at LSU	(2/10/11)
<b>Assists</b>		
3	4 times, last at Arkansas	(2/13/11)
<b>Blocks</b>		
3	twice, last at Alabama	(1/2/11)
<b>Steals</b>		
4	vs. LSU	(1/16/11)
<b>Field Goals</b>		
11	vs. Ole Miss	(1/13/11)
<b>Field Goal Attempts</b>		
17	twice, last vs. Mississippi St.	(2/6/11)
<b>3-Point Field Goals</b>		
5	vs. Ole Miss	(1/13/11)
<b>3-Point FG Attempts</b>		
9	3 times, last vs. Kentucky	(2/27/11)
<b>Free Throws</b>		
4	twice, last at Chicago State	(12/21/10)
<b>Free Throw Attempts</b>		
5	twice, last at Chicago State	(12/21/10)

#### CAREER HIGHS

<b>Points</b>		
27	vs. Ole Miss	(1/13/11)
<b>Rebounds</b>		
9	3 times, last at LSU	(2/10/11)
<b>Assists</b>		
5	twice, last vs. Florida	(3/4/10)
<b>Blocks</b>		
3	twice, last at Alabama	(1/2/11)
<b>Steals</b>		
4	vs. LSU	(1/16/11)
<b>Field Goals</b>		
11	vs. Ole Miss	(1/13/11)
<b>Field Goal Attempts</b>		
17	twice, last vs. Mississippi St.	(2/6/11)
<b>3-Point Field Goals</b>		
5	vs. Ole Miss	(1/13/11)
<b>3-Point FG Attempts</b>		
9	twice, last vs. Tennessee	(1/23/11)
<b>Free Throws</b>		
4	twice, last vs. Seton Hall	(11/27/10)
<b>Free Throw Attempts</b>		
5	vs. Seton Hall	(11/27/10)



# Morgan TOLES

# #1

Sophomore • Guard • 5-9

Fayetteville, Ga.

Sandy Creek High School

## NOTES:

- Scored career-high 21 points, including the last 9 points of the game, to lead Auburn to a 54-47 win over South Carolina on Jan. 30
- Tied career high with 7 rebounds vs. Florida
- Recorded first career double-double with 10 points and 10 assists vs. Jacksonville State; tied career high with 10 assists
- Leads the SEC in assist-to-turnover ratio (2.4) and assists (5.1); also ranks 33rd in the nation in assists and 8th in assist-to-turnover ratio
- Has had at least 5 assists in 14 of the last 21 games she has played in
- Scored in doubles figures in 10 games this season, including the first 20-point game of her career
- Ranks 5th all-time at Auburn in career assists per game with 4.8
- Named to the SEC All-Freshman Team last season; her 128 assists last season tie for third all-time among Auburn freshmen

Opponent	Start	Min.	FG-A	3PT-A	FT-A	O-D-T	PF	Asst.	TO	Blk.	St.	Pts.
MERCER	*	27	1-5	0-0	0-0	1-5-6	1	6	1	0	0	2
FLORIDA STATE	*	34	7-14	0-0	1-4	1-2-3	1	7	4	0	3	15
DUKE	*	28	5-10	0-0	2-4	2-0-2	3	5	4	0	2	12
at South Florida	*	27	0-4	0-1	3-4	0-2-2	1	3	1	0	0	3
vs. Sacred Heart	*	22	4-7	0-0	0-0	3-1-4	2	0	2	0	0	8
vs. Seton Hall		17	5-7	0-0	2-3	0-0-0	2	4	0	0	4	12
SOUTH ALABAMA		27	4-7	0-0	2-2	0-0-0	0	5	0	0	0	10
TEMPLE		23	0-6	0-0	0-0	1-3-4	2	4	2	0	1	0
at George Washington	*	24	1-8	0-0	1-2	2-2-4	2	7	2	0	2	3
vs. Purdue	*	27	3-9	0-1	0-1	1-1-2	0	5	2	0	2	6
at Chicago State	*	33	6-14	0-0	2-2	1-3-4	1	7	1	0	1	14
ALABAMA A&M	*	26	5-9	0-0	1-3	2-5-7	1	6	0	0	3	11
JACKSONVILLE STATE	*	31	5-6	0-0	0-0	1-1-2	1	10	1	0	1	10
at Alabama	*	38	4-8	1-1	0-0	0-3-3	2	5	1	0	0	9
FLORIDA	*	33	2-6	0-0	0-2	2-5-7	0	7	3	1	1	4
at Vanderbilt	*	26	3-10	0-0	0-0	1-1-2	2	7	4	0	1	6
OLE MISS	*	31	5-9	0-0	2-2	0-5-5	1	8	2	0	0	12
LSU	*	30	5-10	0-0	1-2	0-3-3	1	6	2	0	1	11
at Mississippi State	*	33	4-12	0-0	0-1	0-5-5	0	3	2	0	2	8
TENNESSEE	*	29	6-13	0-0	1-1	0-1-1	0	7	3	0	1	13
SOUTH CAROLINA	*	36	7-15	0-0	7-8	3-2-5	3	3	3	0	1	21
at Kentucky	*	25	1-4	0-0	0-0	0-1-1	0	1	4	0	1	2
MISSISSIPPI STATE	*	25	0-5	0-0	0-0	0-1-1	5	2	4	0	1	0
at LSU	*	27	3-11	0-1	1-3	0-1-1	1	4	3	0	1	7
at Arkansas	*	31	3-17	0-0	2-2	1-2-3	0	7	2	0	0	8
ALABAMA	*	34	5-11	0-0	3-5	2-0-2	3	3	4	0	0	13
at South Carolina	*	28	4-8	0-0	3-4	0-2-2	2	7	2	0	1	11
at Georgia												---
KENTUCKY												---
vs. Mississippi State												---
vs. Tennessee Tech												---

## TOLES CAREER STATISTICS

Year	GP-GS	FG-FGA	Pct	3FG-FGA	Pct	FT-FTA	Pct	O-D-T (Reb.)	Avg	PF	FO	Asst	TO	Blk	Stl	Pts	Avg
2009-10	29-28	94-223	.422	1-6	.167	31-58	.534	23-66-89	3.1	51	0	128	101	2	28	220	7.6
2010-11	27-24	98-245	.400	1-4	.250	34-55	.618	24-56-80	3.0	37	1	139	59	1	30	231	8.6
<b>TOTAL</b>	<b>56-52</b>	<b>192-468</b>	<b>.410</b>	<b>2-10</b>	<b>.200</b>	<b>65-113</b>	<b>.575</b>	<b>47-122-169</b>	<b>3.0</b>	<b>88</b>	<b>1</b>	<b>267</b>	<b>160</b>	<b>3</b>	<b>58</b>	<b>451</b>	<b>8.1</b>

## SEASON HIGHS

<b>Points</b>		
21	vs. South Carolina	(1/30/11)
<b>Rebounds</b>		
7	twice, last vs. Florida	(1/6/11)
<b>Assists</b>		
10	vs. Jacksonville State	(12/30/10)
<b>Blocks</b>		
1	vs. Florida	(1/6/11)
<b>Steals</b>		
4	vs. Seton Hall	(11/27/10)
<b>Field Goals</b>		
7	twice, last vs. USC	(1/30/11)
<b>Field Goal Attempts</b>		
17	at Arkansas	(2/13/11)
<b>3-Point Field Goals</b>		
1	at Alabama	(1/2/11)
<b>3-Point FG Attempts</b>		
1	3 times, last at LSU	(2/10/11)
<b>Free Throws</b>		
7	vs. South Carolina	(1/30/11)
<b>Free Throw Attempts</b>		
8	vs. South Carolina	(1/30/11)

## CAREER HIGHS

<b>Points</b>		
21	vs. South Carolina	(1/30/11)
<b>Rebounds</b>		
7	vs. Alabama A&M	(12/28/10)
<b>Assists</b>		
10	twice, last vs. JSU	(12/30/10)
<b>Blocks</b>		
1	3 times, last vs. Florida	(1/6/11)
<b>Steals</b>		
3	twice, last vs. Florida State	(11/15/10)
<b>Field Goals</b>		
7	3 times, last vs. USC	(1/30/11)
<b>Field Goal Attempts</b>		
17	at Arkansas	(2/13/11)
<b>3-Point Field Goals</b>		
1	twice, last at Alabama	(1/2/11)
<b>3-Point FG Attempts</b>		
1	10 times, last at LSU	(2/10/11)
<b>Free Throws</b>		
7	vs. South Carolina	(1/30/11)
<b>Free Throw Attempts</b>		
8	vs. South Carolina	(1/30/11)



# Pascale WEST

# #20

Sophomore • Center • 6-8

LaGrange, Ga.

Troup County Comprehensive High School

## NOTES:

- Tied her career high again with 4 points at LSU
- Came off the bench in the season-opener vs. Mercer, tying her career high with 4 points
- Is the tallest player in the SEC
- Saw limited action in 24 games as a freshman, averaging 0.8 points and 1.3 rebounds per game
- Averaged 0.9 blocks per game as a freshman, ranking 12th in the SEC
- Her 22 blocks rank her ninth all-time among Auburn freshmen

Opponent	Start	Min.	FG-A	3PT-A	FT-A	O-D-T	PF	Ass.	TO	Blk.	St.	Pts.
MERCER	8	2-3	0-0	0-0	0-0	0-1-1	4	0	0	0	0	4
FLORIDA STATE	2	0-0	0-0	0-0	0-0	0-0-0	0	0	0	0	0	0
DUKE	3	1-1	0-0	0-0	0-0	0-0-0	0	0	0	0	0	2
at South Florida						--- DNP - COACHES' DECISION ---						
vs. Sacred Heart	5	0-1	0-0	0-0	0-2	0-0-0	1	0	0	0	0	0
vs. Seton Hall	7	0-0	0-0	0-0	1-2	0-0-0	1	0	1	0	0	1
SOUTH ALABAMA						--- DNP - COACHES' DECISION ---						
TEMPLE						--- DNP - COACHES' DECISION ---						
at George Washington						--- DNP - COACHES' DECISION ---						
vs. Purdue	8	0-0	0-0	0-0	0-0	1-2-3	4	0	1	0	1	0
at Chicago State						--- DNP - COACHES' DECISION ---						
ALABAMA A&M	8	0-0	0-0	0-0	0-0	0-0-0	1	1	4	0	0	0
JACKSONVILLE STATE						--- DNP - COACHES' DECISION ---						
at Alabama						--- DNP - COACHES' DECISION ---						
FLORIDA						--- DNP - COACHES' DECISION ---						
at Vanderbilt						--- DNP - COACHES' DECISION ---						
OLE MISS						--- DNP - COACHES' DECISION ---						
LSU	2	0-0	0-0	0-0	0-0	0-0-0	1	0	0	0	0	0
at Mississippi State						--- DNP - COACHES' DECISION ---						
TENNESSEE						--- DNP - COACHES' DECISION ---						
SOUTH CAROLINA						--- DNP - COACHES' DECISION ---						
at Kentucky	5	0-0	0-0	0-0	0-0	0-0-0	1	0	1	1	0	0
MISSISSIPPI STATE						--- DNP - COACHES' DECISION ---						
at LSU	13	2-2	0-0	0-0	0-0	0-1-1	1	0	2	1	0	4
at Arkansas	4	0-0	0-0	0-0	0-2	0-1-1	1	0	0	0	0	0
ALABAMA	3	0-0	0-0	0-0	0-0	0-0-0	0	0	0	0	0	0
at South Carolina						--- DNP - COACHES' DECISION ---						
at Georgia						--- DNP - COACHES' DECISION ---						
KENTUCKY						--- DNP - COACHES' DECISION ---						
vs. Mississippi State						--- DNP - COACHES' DECISION ---						
at Tennessee Tech						--- DNP - COACHES' DECISION ---						

## WEST CAREER STATISTICS

Year	GP-GS	FG-FGA	Pct	3FG-FGA	Pct	FT-FTA	Pct	O-D-T (Reb.)	Avg	PF	FO	Ass	TO	Blk	Stl	Pts	Avg
2009-10	24-0	7-15	.467	0-0	.000	4-11	.364	9-23-32	1.3	31	0	5	14	22	6	18	0.8
2010-11	12-0	5-7	.714	0-0	.000	1-6	.167	1-5-6	0.5	15	0	1	9	2	1	11	0.9
<b>TOTAL</b>	<b>36-0</b>	<b>12-22</b>	<b>.545</b>	<b>0-0</b>	<b>.000</b>	<b>5-17</b>	<b>.294</b>	<b>10-28-38</b>	<b>1.1</b>	<b>46</b>	<b>0</b>	<b>6</b>	<b>23</b>	<b>24</b>	<b>7</b>	<b>29</b>	<b>0.8</b>

## SEASON HIGHS

<b>Points</b>		
4	twice, last at LSU	(2/10/11)
<b>Rebounds</b>		
3	vs. Purdue	(12/18/10)
<b>Assists</b>		
1	vs. Alabama A&M	(12/28/10)
<b>Blocks</b>		
1	twice, last at LSU	(2/10/11)
<b>Steals</b>		
1	vs. Purdue	(12/18/10)
<b>Field Goals</b>		
2	twice, last at LSU	(2/10/11)
<b>Field Goal Attempts</b>		
3	vs. Mercer	(11/12/10)
<b>3-Point Field Goals</b>		
	N/A	
<b>3-Point FG Attempts</b>		
	N/A	
<b>Free Throws</b>		
1	vs. Seton Hall	(11/27/10)
<b>Free Throw Attempts</b>		
2	3 times, last at Arkansas	(2/13/10)

## CAREER HIGHS

<b>Points</b>		
4	4 times, last at LSU	(2/10/11)
<b>Rebounds</b>		
5	vs. Alabama A&M	(11/19/09)
<b>Assists</b>		
1	3 times, last vs. Ala. A&M	(12/28/10)
<b>Blocks</b>		
7	vs. Alabama A&M	(11/19/09)
<b>Steals</b>		
1	6 times, last vs. Kentucky	(2/28/10)
<b>Field Goals</b>		
2	4 times, last at LSU	(2/10/11)
<b>Field Goal Attempts</b>		
4	at North Carolina A&T	(12/1/09)
<b>3-Point Field Goals</b>		
	N/A	
<b>3-Point FG Attempts</b>		
	N/A	
<b>Free Throws</b>		
1	5 times, last vs. Seton Hall	(11/27/10)
<b>Free Throw Attempts</b>		
4	vs. Florida A&M	(11/28/09)



# Peyton DAVIS

# #34

Freshman • Center • 6-5

Birmingham, Ala.

Mortimer Jordan High School

## NOTES:

- Played season-high 21 minutes at Arkansas, tallying 4 points, 6 rebounds and a season-high 3 blocks
- Had a career outing at Vanderbilt, notching season highs in points (6), rebounds (7) and steals (2) in a season-high 15 minutes
- Led Auburn in rebounding for the first time with 7 at Vanderbilt
- Came off the bench, scoring 3 points with a block vs. Mercer in the season-opener
- A two-sport star athlete in high school, also fielded several NCAA Division I volleyball offers
- Ranked as the 27th-best post prospect in the nation by ESPN HoopGurlz
- Holds a black belt in Taekwondo
- Older brother Dylan is a sophomore at Auburn and competes on the crew team

Opponent	Start	Min.	FG-A	3PT-A	FT-A	O-D-T	PF	Ast.	TO	Blk.	St.	Pts.
MERCER		3	0-1	0-0	3-4	0-0-0	2	0	0	1	0	3
FLORIDA STATE		1	0-0	0-0	0-0	0-0-0	0	0	0	0	0	0
DUKE		2	0-0	0-0	0-0	0-0-0	2	0	0	0	0	0
at South Florida		4	0-1	0-0	0-0	1-2-3	1	0	1	0	0	0
vs. Sacred Heart		3	0-1	0-0	0-0	0-0-0	0	0	0	0	0	0
vs. Seton Hall		12	2-5	0-0	0-1	2-1-3	3	1	1	0	0	4
SOUTH ALABAMA					--- DNP - COACHES' DECISION ---							
TEMPLE					--- DNP - COACHES' DECISION ---							
at George Washington		3	0-1	0-0	1-2	1-0-1	1	0	0	0	0	1
vs. Purdue		3	0-1	0-0	0-0	0-0-0	0	0	0	0	0	0
at Chicago State		2	0-2	0-0	0-0	1-0-1	1	0	0	0	0	0
ALABAMA A&M		13	2-6	0-0	0-0	1-1-2	2	1	0	0	0	4
JACKSONVILLE STATE		9	1-2	0-0	0-0	0-0-0	0	0	1	0	1	2
at Alabama					--- DNP - COACHES' DECISION ---							
FLORIDA					--- DNP - COACHES' DECISION ---							
at Vanderbilt		15	2-4	0-0	2-2	5-2-7	3	1	0	1	2	6
OLE MISS					--- DNP - COACHES' DECISION ---							
LSU		5	1-2	0-0	1-1	0-0-0	2	0	0	0	0	3
at Mississippi State		2	0-0	0-0	2-2	0-0-0	0	0	1	0	0	2
TENNESSEE		13	0-2	0-0	0-1	0-0-0	3	0	0	0	0	0
SOUTH CAROLINA					--- DNP - COACHES' DECISION ---							
at Kentucky		7	0-0	0-0	0-0	0-1-1	2	1	0	0	0	0
MISSISSIPPI STATE		2	0-0	0-0	0-0	0-0-0	0	0	0	0	0	0
at LSU		3	0-0	0-0	0-0	0-0-0	1	0	2	1	0	0
at Arkansas		21	2-5	0-0	0-0	3-3-6	4	1	3	3	0	4
ALABAMA		4	0-0	0-0	0-2	1-1-2	1	0	1	0	0	0
at South Carolina		2	0-0	0-0	0-0	0-0-0	0	0	0	0	0	0
at Georgia		8	1-2	0-0	0-0	0-1-1	0	0	0	0	0	2
KENTUCKY		11	0-2	0-0	0-0	2-2-4	4	1	1	0	1	0
vs. Mississippi State		5	1-1	0-0	0-0	0-0-0	0	1	0	0	0	2
at Tennessee Tech												

## DAVIS CAREER STATISTICS

Year	GP-GS	FG-FGA	Pct	3FG-FGA	Pct	FT-FTA	Pct	O-D-T (Reb.)	Avg	PF	FO	Ast	TO	Blk	Stl	Pts	Avg
2010-11	24-0	12-38	.316	0-0	.000	9-15	.600	17-14-31	1.3	32	0	7	11	6	4	33	1.4
TOTAL	24-0	12-38	.316	0-0	.000	9-15	.600	17-14-31	1.3	32	0	7	11	6	4	33	1.4

## CAREER HIGHS

## Points

6 at Vanderbilt (1/9/11)

## Rebounds

7 at Vanderbilt (1/9/11)

## Assists

1 6 times, last vs. Kentucky (2/27/11)

## Blocks

3 at Arkansas (2/13/11)

## Steals

2 at Vanderbilt (1/9/11)

## Field Goals

2 4 times, last at Arkansas (2/13/11)

## Field Goal Attempts

6 vs. Alabama A&amp;M (12/28/10)

## 3-Point Field Goals

N/A

## 3-Point FG Attempts


N/A

## Free Throws

3 vs. Mercer (11/12/10)

## Free Throw Attempts

4 vs. Mercer (11/12/10)



# Camille GLYMPH

# #22

Freshman • Guard • 5-10

Greenville, S.C.

J.L. Mann High School

## NOTES:

- Tied season high with 5 points while playing against home-state team South Carolina
- Dished out season-high 3 assists vs. Mississippi State
- Made her collegiate and SEC debut on Jan. 13 against Ole Miss, recording 4 points and a steal
- Set career-highs in points (5) and rebounds (4) vs. Alabama on Feb. 17
- Ranked as the No. 52 overall prospect in the country and No. 13 guard prospect by ESPN HoopGurlz
- Led her high school to two state championships
- Nominated to McDonald's All-America High School game

Opponent	Start	Min.	FG-A	3PT-A	FT-A	O-D-T	PF	Asst.	TO	Blk.	Stl.	Pts.
MERCER						---	DNP - INJURED	---				
FLORIDA STATE						---	DNP - INJURED	---				
DUKE						---	DNP - INJURED	---				
at South Florida						---	DNP - INJURED	---				
vs. Sacred Heart						---	DNP - INJURED	---				
vs. Seton Hall						---	DNP - INJURED	---				
SOUTH ALABAMA						---	DNP - INJURED	---				
TEMPLE						---	DNP - INJURED	---				
at George Washington						---	DNP - INJURED	---				
vs. Purdue						---	DNP - INJURED	---				
at Chicago State						---	DNP - INJURED	---				
ALABAMA A&M						---	DNP - INJURED	---				
JACKSONVILLE STATE						---	DNP - INJURED	---				
at Alabama						---	DNP - INJURED	---				
FLORIDA						---	DNP - INJURED	---				
at Vanderbilt						---	DNP - INJURED	---				
OLE MISS	7		1-2	0-1	2-2	0-0-0	2	0	1	0	1	4
LSU	6		0-2	0-1	0-0	0-0-0	0	1	0	0	0	0
at Mississippi State	1		0-0	0-0	0-0	0-0-0	0	0	1	0	0	0
TENNESSEE	7		0-1	0-1	0-0	0-0-0	0	1	3	0	0	0
SOUTH CAROLINA						---	DNP - COACHES' DECISION	---				
at Kentucky	10		1-5	0-1	0-0	0-2-2	0	1	1	0	0	2
MISSISSIPPI STATE	13		0-2	0-0	0-0	0-1-1	0	3	2	1	0	0
at LSU	6		1-2	0-1	0-0	0-0-0	0	0	2	0	0	0
at Arkansas						---	DNP - COACHES' DECISION	---				
ALABAMA	10		2-4	1-1	0-0	1-3-4	0	0	1	0	0	5
at South Carolina	12		2-4	1-2	0-0	1-1-2	1	2	0	0	1	5
at Georgia	4		0-1	0-1	0-0	0-0-0	0	0	1	0	0	0
KENTUCKY	2		0-0	0-0	0-0	1-0-1	0	0	0	0	0	0
vs. Mississippi State						---	DNP - COACHES' DECISION	---				
at Tennessee Tech												

## GLYMPH CAREER STATISTICS

Year	GP-GS	FG-FGA	Pct	3FG-FGA	Pct	FT-FTA	Pct	O-D-T (Reb.)	Avg	PF	FO	Asst	TO	Blk	Stl	Pts	Avg
2010-11	11-0	7-23	.304	2-9	.222	2-2	1.000	2-7-9	0.8	3	0	8	12	1	2	18	1.6
TOTAL	11-0	7-23	.304	2-9	.222	2-2	1.000	2-7-9	0.8	3	0	8	12	1	2	18	1.6

## CAREER HIGHS

## Points

5 twice, last at South Carolina (2/20/11)

## Rebounds

4 vs. Alabama (2/17/11)

## Assists

3 vs. Mississippi State (2/6/11)

## Blocks

1 vs. Mississippi State (2/6/11)

## Steals

1 twice, last at South Carolina (2/20/11)

## Field Goals

2 twice, last at South Carolina (2/20/11)

## Field Goal Attempts

5 at Kentucky (2/3/11)

## 3-Point Field Goals

1 twice, last at South Carolina (2/20/11)

## 3-Point FG Attempts


2 at South Carolina (2/20/11)

## Free Throws

2 vs. Ole Miss (1/13/11)

## Free Throw Attempts

2 vs. Ole Miss (1/13/11)



# Courtney STRAIN

# #11

Freshman • Guard • 5-9

Woodland, Ala.

Woodland High School

## NOTES:

- Played season-high 22 minutes at Arkansas, setting season highs in points (12) and rebounds (4)
- Made her SEC debut against Ole Miss, scoring 5 points
- Earned first collegiate start vs. Seton Hall, scoring 7 points
- Scored 3 points with 2 rebounds in collegiate debut vs. Mercer
- Broke the Alabama state scoring record as a junior, finished her career with 5,283 points - more than 1,000 than her nearest competitor
- Twice led the nation in scoring in high school
- Was also a varsity cheerleader for six years, serving as captain as a senior
- Graduated as salutatorian of her graduating class


Opponent	Start	Min.	FG-A	3PT-A	FT-A	O-D-T	PF	Ass.	TO	Blk.	St.	Pts.
MERCER	7	1-3	1-1	0-0	0-0	1-1-2	0	0	1	0	1	3
FLORIDA STATE	4	1-1	0-0	0-0	0-0	0-1-1	1	0	1	0	0	2
DUKE	6	0-0	0-0	0-0	0-0	0-0-0	0	0	0	0	0	0
at South Florida						--- DNP - COACHES' DECISION ---						
vs. Sacred Heart	15	0-6	0-3	3-6	0-0-0	1	0	1	0	1	3	
vs. Seton Hall	* 20	2-6	1-3	2-2	0-1-1	1	0	3	0	1	7	
SOUTH ALABAMA	12	0-2	0-0	0-0	0-0-0	1	0	2	0	0	0	
TEMPLE	2	0-2	0-0	0-0	0-0-0	0	0	0	0	0	0	
at George Washington						--- DNP - COACHES' DECISION ---						
vs. Purdue	10	2-5	1-2	0-0	0-0-0	0	1	1	0	1	5	
at Chicago State	2	0-1	0-1	0-0	0-0-0	0	0	0	0	0	0	
ALABAMA A&M	13	0-7	0-1	0-0	0-1-1	0	1	0	0	0	0	
JACKSONVILLE STATE	3	0-1	0-0	0-0	0-0-0	1	0	1	0	1	0	
at Alabama						--- DNP - COACHES' DECISION ---						
FLORIDA						--- DNP - COACHES' DECISION ---						
at Vanderbilt						--- DNP - COACHES' DECISION ---						
OLE MISS	7	2-4	0-2	1-2	1-0-1	1	0	0	0	0	5	
LSU	3	0-0	0-0	0-0	0-0-0	0	0	1	0	0	0	
at Mississippi State						--- DNP - COACHES' DECISION ---						
TENNESSEE						--- DNP - COACHES' DECISION ---						
SOUTH CAROLINA						--- DNP - COACHES' DECISION ---						
at Kentucky	19	3-7	1-2	0-0	0-1-1	1	0	0	0	0	7	
MISSISSIPPI STATE	4	0-0	0-0	0-1	0-1-1	0	1	1	0	0	0	
at LSU	10	2-3	1-1	0-0	0-2-2	2	0	0	0	0	5	
at Arkansas	22	5-7	0-1	2-2	1-3-4	1	1	1	0	0	12	
ALABAMA	5	0-3	0-0	0-0	0-0-0	0	0	2	0	0	0	
at South Carolina	6	0-1	0-0	0-0	1-1-2	0	1	0	0	0	0	
at Georgia	10	1-2	0-0	0-0	0-0-0	1	0	0	0	1	2	
KENTUCKY	9	1-4	0-0	0-0	0-1-1	0	0	1	0	1	2	
vs. Mississippi State	11	0-0	0-0	0-0	1-0-1	0	1	0	0	0	0	
at Tennessee Tech												

## STRAIN CAREER STATISTICS

Year	GP-GS	FG-FGA	Pct	3FG-FGA	Pct	FT-FTA	Pct	O-D-T (Reb.)	Avg	PF	FO	Ass	TO	Blk	Stl	Pts	Avg
2010-11	22-1	20-65	.308	5-17	.294	8-13	.615	5-13-18	0.8	11	0	6	15	0	7	53	2.4
<b>TOTAL</b>	<b>22-1</b>	<b>20-65</b>	<b>.308</b>	<b>5-17</b>	<b>.294</b>	<b>8-13</b>	<b>.615</b>	<b>5-13-18</b>	<b>0.8</b>	<b>11</b>	<b>0</b>	<b>6</b>	<b>15</b>	<b>0</b>	<b>7</b>	<b>53</b>	<b>2.4</b>

## CAREER HIGHS

<b>Points</b>		
12	at Arkansas	(2/13/11)
<b>Rebounds</b>		
4	at Arkansas	(2/13/11)
<b>Assists</b>		
1	4 times, last at Arkansas	(2/13/11)
<b>Blocks</b>		
1	vs. Mercer	(11/12/10)
<b>Steals</b>		
1	7 times, last vs. Kentucky	(2/27/11)
<b>Field Goals</b>		
5	at Arkansas	(2/13/11)
<b>Field Goal Attempts</b>		
7	twice, last at Arkansas	(2/13/11)
<b>3-Point Field Goals</b>		
1	5 times, last at LSU	(2/10/11)
<b>3-Point FG Attempts</b>		
3	twice, last vs. Seton Hall	(11/27/10)
<b>Free Throws</b>		
3	vs. Sacred Heart	(11/26/10)
<b>Free Throw Attempts</b>		
6	vs. Sacred Heart	(11/26/10)



# Tyrese TANNER

# #32

Freshman • Forward • 6-2

Birmingham, Ala.

Hoover High School

## NOTES:

- Tied her career high with 15 points at Alabama, hitting four free throws in the final 20 seconds for the win
- Came off the bench to score career-high 15 points at Chicago State, leading Auburn to the come-from-behind victory
- Made first collegiate start vs. Seton Hall, went on to start the next two games
- Has scored in double figures in four games this season
- Named to Junkanoo Jam All-Tournament Team
- Scored 4 points with 3 rebounds in collegiate debut vs. Mercer
- Ranked as the No. 75 overall prospect and No. 13 wing prospect in the country by ESPN HoopGurlz
- Selected to McDonald's All-America game but sat out because of injury; Named Alabama 6A Player of the Year as a senior

Opponent	Start	Min.	FG-A	3PT-A	FT-A	O-D-T	PF	Ass.	TO	Blk.	St.	Pts.
MERCER		10	1-7	1-4	1-2	2-1-3	1	2	1	1	0	4
FLORIDA STATE		2	0-2	0-0	0-0	1-0-1	0	0	0	0	1	0
DUKE		8	2-4	2-4	0-0	0-1-1	1	0	1	0	0	6
at South Florida		19	1-3	0-0	0-0	1-2-3	4	3	1	1	0	2
vs. Sacred Heart		21	4-8	0-2	2-3	1-1-2	1	0	1	0	3	10
vs. Seton Hall		20	1-7	0-2	0-3	2-3-5	3	1	4	0	2	2
SOUTH ALABAMA	*	15	2-3	0-1	1-2	1-3-4	3	0	1	2	1	5
TEMPLE	*	8	0-1	0-0	0-0	1-1-2	1	0	1	0	0	0
at George Washington		14	0-2	0-0	0-0	3-2-5	0	0	2	1	0	0
vs. Purdue		12	1-4	0-1	2-2	2-0-2	0	0	0	1	0	4
at Chicago State		12	4-6	0-0	6-6	0-1-1	2	0	0	0	1	15
ALABAMA A&M		17	0-2	0-1	0-0	1-2-3	4	1	5	1	3	0
JACKSONVILLE STATE		19	4-8	0-1	3-4	0-4-4	3	2	3	1	1	11
at Alabama		26	5-11	0-1	5-6	2-4-6	3	0	2	1	0	15
FLORIDA		11	2-3	1-1	2-2	0-1-1	1	3	1	1	1	7
at Vanderbilt		16	1-7	0-2	2-2	0-1-1	1	1	2	2	0	4
OLE MISS		8	1-2	0-1	1-2	2-1-3	1	1	1	0	0	3
LSU		17	4-7	0-0	0-0	2-1-3	2	1	1	2	1	8
at Mississippi State		9	0-3	0-0	0-0	0-0-0	0	0	0	0	0	0
TENNESSEE		16	2-9	0-5	0-0	2-1-3	0	0	2	1	1	4
SOUTH CAROLINA		19	2-6	0-1	0-0	1-2-3	3	1	1	1	0	4
at Kentucky		14	1-5	0-0	0-0	2-0-2	3	1	1	2	0	2
MISSISSIPPI STATE		14	1-6	0-2	3-4	5-1-6	1	1	3	0	0	5
at LSU		13	2-6	1-2	1-2	3-1-4	5	1	1	0	0	6
at Arkansas		8	0-1	0-0	0-0	1-1-2	0	1	1	0	0	0
ALABAMA		17	1-7	0-4	1-2	1-3-4	3	1	2	1	0	3
at South Carolina		12	2-5	0-0	0-0	1-0-1	0	0	1	0	0	4
at Georgia		19	1-5	0-1	3-6	1-5-6	2	0	2	1	1	5
KENTUCKY		9	0-1	0-0	0-0	3-1-4	0	1	2	0	0	0
vs. Mississippi State		16	1-6	0-0	2-6	1-1-2	3	1	0	1	1	4
at Tennessee Tech												

## TANNER CAREER STATISTICS

Year	GP-GS	FG-FGA	Pct	3FG-FGA	Pct	FT-FTA	Pct	O-D-T (Reb.)	Avg	PF	FO	Ass	TO	Blk	Stl	Pts	Avg
2010-11	30-3	46-147	.313	6-37	.162	35-54	.648	42-45-87	2.9	51	1	23	43	21	17	133	4.4
<b>TOTAL</b>	<b>30-3</b>	<b>46-147</b>	<b>.313</b>	<b>6-37</b>	<b>.162</b>	<b>35-54</b>	<b>.648</b>	<b>42-45-87</b>	<b>2.9</b>	<b>51</b>	<b>1</b>	<b>23</b>	<b>43</b>	<b>21</b>	<b>17</b>	<b>133</b>	<b>4.4</b>

## CAREER HIGHS

## Points

15 twice, last at Alabama (1/2/11)

## Rebounds

6 3 times, last at Georgia (2/24/11)

## Assists

3 twice, last vs. Florida (1/6/11)

## Blocks

2 3 times, last vs. LSU (1/16/11)

## Steals

3 twice, last vs. Alabama A&amp;M (12/28/10)

## Field Goals

5 at Alabama (1/2/11)

## Field Goal Attempts

11 at Alabama (1/2/11)

## 3-Point Field Goals

2 vs. Duke (11/18/10)

## 3-Point FG Attempts

5 vs. Tennessee (1/23/11)

## Free Throws

6 at Chicago State (12/21/10)

## Free Throw Attempts

6 twice, last at Alabama (1/2/11)



# Jassany WILLIAMS

# #25

Freshman • Forward • 6-2

Davie, Fla.

Nova High School

## NOTES:

- Pulled down a career-high 12 rebounds against Alabama
- Earned her first career start at LSU, scoring 6 points with 2 rebounds and 2 blocked shots in 19 minutes
- Scored 2 points with 2 rebounds in 10 minutes in her SEC debut at Alabama
- Came off the bench to score career high 13 points vs. South Alabama
- Has played at least 10 minutes per game in all but three games this season, emerging as the first player off the bench
- Ranked as the No. 59 overall prospect and No. 7 post prospect in the country by ESPN HoopGurlz
- Led her high school to first-ever state championship appearance, finishing runner-up
- Runner-up for Florida 5A Player of the Year

Opponent	Start	Min.	FG-A	3PT-A	FT-A	O-D-T	PF	Asst.	TO	Blk.	St.	Pts.
MERCER		18	4-13	0-0	1-2	5-1-6	3	0	1	2	2	9
FLORIDA STATE		26	2-6	0-0	1-2	1-2-3	5	0	3	2	3	5
DUKE		16	0-2	0-0	0-0	1-1-2	1	0	2	0	0	0
at South Florida		10	1-6	0-0	0-0	2-1-3	1	0	2	0	0	2
vs. Sacred Heart		8	0-3	0-0	0-0	0-2-2	2	0	0	0	0	0
vs. Seton Hall		18	3-4	0-0	2-2	3-4-7	2	1	0	2	0	8
SOUTH ALABAMA		23	5-7	0-0	3-6	2-2-4	1	0	0	0	0	13
TEMPLE		5	0-2	0-0	0-0	0-0-0	1	0	1	0	1	0
at George Washington		12	2-6	0-0	1-2	2-2-4	0	0	2	1	1	5
vs. Purdue		17	1-3	0-0	0-2	2-3-5	2	0	0	1	2	2
at Chicago State		10	1-2	0-0	0-0	0-1-1	3	0	0	2	1	2
ALABAMA A&M		11	1-2	0-0	3-4	4-2-6	2	0	2	0	0	5
JACKSONVILLE STATE		20	2-4	0-0	3-4	3-5-8	2	1	4	2	1	7
at Alabama		10	1-3	0-0	0-2	0-2-2	1	0	0	0	0	2
FLORIDA		11	0-0	0-0	3-4	0-4-4	1	0	1	0	1	3
at Vanderbilt		10	2-3	0-0	0-0	1-0-1	0	0	1	0	0	4
OLE MISS		14	0-1	0-0	2-2	3-0-3	3	0	3	1	3	2
LSU		13	1-2	0-0	2-2	0-4-4	0	0	0	0	1	4
at Mississippi State		5	1-2	0-0	0-0	0-1-1	1	0	0	1	0	2
TENNESSEE		17	1-2	0-0	0-1	2-2-4	1	0	1	0	1	2
SOUTH CAROLINA		12	0-0	0-0	2-2	1-3-4	2	0	4	0	3	2
at Kentucky		10	0-0	0-0	0-0	0-1-1	3	0	1	0	1	0
MISSISSIPPI STATE		11	0-1	0-0	0-0	0-3-3	0	0	0	0	0	0
at LSU	*	19	3-4	0-0	0-0	1-1-2	3	0	0	2	0	6
at Arkansas	*	18	2-4	0-0	0-0	1-4-5	3	1	1	1	0	4
ALABAMA	*	29	3-7	0-0	2-7	6-6-12	0	1	1	1	0	8
at South Carolina	*	17	1-6	0-0	0-2	2-1-3	0	0	4	1	0	2
at Georgia	*	27	4-6	0-0	0-1	2-5-7	2	0	0	2	2	8
KENTUCKY	*	10	0-1	0-0	0-0	0-0-0	1	0	0	0	1	0
vs. Mississippi State	*	30	1-6	0-0	0-0	3-1-4	2	0	3	0	1	2
at Tennessee Tech												

## WILLIAMS CAREER STATISTICS

Year	GP-GS	FG-FGA	Pct	3FG-FGA	Pct	FT-FTA	Pct	O-D-T (Reb.)	Avg	PF	FO	Asst	TO	Blk	Stl	Pts	Avg
2010-11	30-7	42-108	.389	0-0	.000	25-47	.532	47-64-111	3.7	48	1	4	37	21	25	109	3.6
<b>TOTAL</b>	<b>30-7</b>	<b>42-108</b>	<b>.389</b>	<b>0-0</b>	<b>.000</b>	<b>25-47</b>	<b>.532</b>	<b>47-64-111</b>	<b>3.7</b>	<b>48</b>	<b>1</b>	<b>4</b>	<b>37</b>	<b>21</b>	<b>25</b>	<b>109</b>	<b>3.6</b>

## CAREER HIGHS

## Points

13 vs. South Alabama (12/2/10)

## Rebounds

12 vs. Alabama (2/17/11)

## Assists

1 4 times, last vs. Alabama (2/17/11)

## Blocks

2 7 times, last at Georgia (2/24/11)

## Steals

3 3 times, last vs. USC (1/30/11)

## Field Goals

5 vs. South Alabama (12/2/10)

## Field Goal Attempts

13 vs. Mercer (11/12/10)

## 3-Point Field Goals

N/A

## 3-Point FG Attempts

N/A

## Free Throws

3 4 times, last vs. Florida (1/6/11)

## Free Throw Attempts

7 vs. Alabama (2/17/11)

**Game 1: Nov. 12, 2010**  
**Auburn 79, Mercer 61**  
**Auburn Arena**  
**Auburn, Ala.**  
**First Game In Auburn Arena**

Official Basketball Box Score -- Game Totals -- Final Statistics

Mercer vs Auburn

11-12-10 5 p.m. at Auburn, Ala. - Auburn Arena

VISITORS: Mercer (0-1)

#	Player	fg-fga	3fg-fga	ft-fa	rebounds		pf	tp	a	to	blk	s	min
					of	de							
05	SMITH, Sharmesia*	1-3	0-0	2-2	1	6	7	2	4	0	0	1	0 27
14	PHILLIPS, Alex*	3-7	1-1	2-4	2	6	8	1	9	1	2	1	0 23
02	WILLIAMS, Briana*	7-17	5-10	4-7	1	1	2	1	23	1	2	0	0 27
21	GRANT, Kendra*	1-5	0-1	0-0	5	3	8	5	2	1	1	0	1 21
22	BOYKIN, Sharnae*	5-13	1-4	0-0	0	1	1	3	11	6	9	0	1 38
10	BARNES, Ariel	0-0	0-0	0-0	0	0	0	0	0	0	0	1	0 1
11	CLANTON, Rebecca	0-2	0-2	0-0	0	1	1	0	0	1	2	0	0 3
23	HAZEL, Brittnae	0-3	0-0	2-4	2	3	5	3	2	0	2	0	0 17
24	BLAKNEY, Keema	2-7	1-3	0-0	2	0	2	0	5	0	0	0	1 15
30	CARTER, Kourtney	0-1	0-0	0-0	2	2	4	1	0	0	0	0	0 12
31	CHATMON, Amber	2-4	1-2	0-0	0	2	2	1	5	1	0	0	1 16
TEAM						1	1						
Totals.....		21-62	9-23	10-17	15	26	41	17	61	11	19	2	4 200

HOME: Auburn (1-0)

#	Player	fg-fga	3fg-fga	ft-fa	rebounds		pf	tp	a	to	blk	s	min
					of	de							
14	Alverson, Blanche*	3-10	3-9	2-2	1	2	3	0	11	3	2	0	1 25
21	Greenleaf, Jordan*	6-9	0-1	4-5	5	7	12	2	16	2	1	1	3 30
01	Toles, Morgan*	1-5	0-0	0-0	1	5	6	1	2	6	1	0	0 27
04	Simmons, Parrisha*	0-1	0-0	1-6	4	1	5	1	1	3	0	0	2 19
05	Smalley, Alli*	6-15	1-5	3-4	1	3	4	2	16	1	4	1	2 26
02	Jennings, Morgan	2-2	0-0	2-2	1	1	2	1	6	1	0	3	1 14
11	Strain, Courtney	1-3	1-1	0-0	1	1	2	0	3	0	1	0	1 7
20	West, Pascale	2-3	0-0	0-0	0	1	1	4	4	0	0	0	0 8
23	Hilliard, Chantel	2-3	0-0	0-0	0	3	3	0	4	0	1	0	1 13
25	Williams, Jassany	4-13	0-0	1-2	5	1	6	3	9	0	1	2	2 18
32	Tanner, Tyrese	1-7	1-4	1-2	2	1	3	1	4	2	1	1	0 10
34	Davis, Peyton	0-1	0-0	3-4	0	0	0	2	3	0	0	1	0 3
TEAM						2	3	5					
Totals.....		28-72	6-20	17-27	23	29	52	17	79	18	13	6	15 200

Officials: Dock Sisk (R), Amy Bonner (U1), Barry Roberts (U2)

Technical fouls: Mercer-None. Auburn-None.

Attendance: 2459

Score by Periods	1st	2nd	Total
Mercer	20	41	61
Auburn	40	39	79

AUBURN - Senior Jordan Greenleaf led the Tigers with a double-double, scoring 16 points with 12 rebounds, as the Auburn women's basketball team opened the new Auburn Arena with a 79-61 win over Mercer. Senior Alli Smalley also scored 16 points with sophomore Blanche Alverson adding 11.

A crowd of nearly 2,500 came out for the inaugural game in the new facility. The Tigers took on Mercer as part of a doubleheader with the Auburn men's basketball team.

Alverson scored the first Auburn basket in the new facility, draining a three-pointer at the 19:04 mark. Her nine first-half points were a team-high as the Tigers took a 40-20 lead into the locker room.

The Tigers saw their largest lead of the day at the 15:38 mark of the second half as back-to-back jumpers from Greenleaf forced a Mercer timeout. The Bears' freshman Briana Williams then opened up on a hot streak to close the second half, scoring 20 points while shooting 7-of-10 from the field. She finished with a game-high 23 points.

All 12 active Tigers saw action and scored in the game with the freshman class combining for 19 points and 11 rebounds. Jassany Williams led the newcomers with nine points and six boards in 18 minutes of action. The Davie, Fla., native also led the Tigers in blocks with two.

The Tigers shot 28-of-72 from the field, 17-of-27 from the line and 6-of-20 from three-point land. Auburn also out-rebounded the Bears, 52-41.

**Game 2: Nov. 15, 2010**  
**Auburn 61, #16/14 Florida State 67**  
**Auburn Arena**  
**Auburn, Ala.**

Official Basketball Box Score -- Game Totals -- Final Statistics

Florida State vs Auburn

11-15-10 6 p.m. at Auburn, Ala. - Auburn Arena

VISITORS: #16/14 Florida State (2-0)

#	Player	fg-fga	3fg-fga	ft-fa	rebounds		pf	tp	a	to	blk	s	min
					of	de							
33	Natasha Howard*	6-9	2-3	0-0	3	6	9	4	14	2	9	2	0 29
54	Gerra Bravard*	3-6	0-0	6-8	3	7	10	4	12	1	2	0	0 23
03	Alexa Deluzio*	6-13	2-5	9-9	4	2	6	3	23	2	2	0	1 34
05	Christian Hunnicutt*	1-4	0-1	1-2	3	1	4	3	3	3	0	1	36
12	Courtney Ward*	0-6	0-4	0-0	1	2	3	1	0	2	7	0	3 34
00	Chasity Clayton	3-10	1-2	0-0	1	3	4	1	7	0	3	0	1 15
22	Olivia Bresnahan	0-1	0-0	0-0	0	2	2	1	0	0	0	0	0 9
34	Chelsea Davis	3-4	0-0	2-3	1	4	5	1	8	0	3	0	0 20
TEAM						1	3	4					
Totals.....		22-53	5-15	18-22	17	30	47	18	67	10	29	2	6 200

HOME: Auburn (1-1)

#	Player	fg-fga	3fg-fga	ft-fa	rebounds		pf	tp	a	to	blk	s	min
					of	de							
14	Alverson, Blanche*	7-12	2-3	0-0	2	0	2	4	16	0	0	1	31
21	Greenleaf, Jordan*	5-13	1-1	4-5	4	5	9	4	15	0	4	2	3 39
01	Toles, Morgan*	7-14	0-0	1-4	1	2	3	1	15	7	4	0	3 34
04	Simmons, Parrisha*	1-2	0-0	0-0	0	1	1	1	2	0	0	0	13
05	Smalley, Alli*	2-15	1-6	1-2	0	2	2	2	6	3	4	1	1 33
02	Jennings, Morgan	0-1	0-0	0-0	1	1	2	0	0	2	1	0	0 9
11	Strain, Courtney	1-1	0-0	0-0	0	1	1	2	0	1	0	0	4
20	West, Pascale	0-0	0-0	0-0	0	0	0	0	0	0	0	0	2
23	Hilliard, Chantel	0-0	0-0	0-0	0	0	1	0	0	0	1	0	6
25	Williams, Jassany	2-6	0-0	1-2	1	2	3	5	5	0	3	2	3 26
32	Tanner, Tyrese	0-2	0-0	0-0	1	0	1	0	0	0	0	0	1 2
34	Davis, Peyton	0-0	0-0	0-0	0	0	0	0	0	0	0	0	1
TEAM						2	3	5					
Totals.....		25-66	4-10	7-13	12	17	29	19	61	12	17	6	12 200

Officials: Dee Kantner (R), Bob Trammell (U1), Eric Brewton (U2)

Technical fouls: Florida State-None. Auburn-None.

Attendance: 2176

Score by Periods	1st	2nd	Total
Florida State	23	44	67
Auburn	30	31	61

AUBURN - After taking a seven-point lead at halftime, the Auburn women's basketball team could not hold off the second-half surge from No. 16/14 Florida State as the Seminoles pulled out the 67-61 win, handing the Tigers their first loss in Auburn Arena.

Sophomore Blanche Alverson led the Tigers in scoring with 16, shooting 7-of-12 from the field and connecting on 2-of-3 from beyond the arc. Senior Jordan Greenleaf and sophomore Morgan Toles each knocked down 15. Greenleaf led the team with nine rebounds.

The Tigers tallied 12 steals, forcing 29 Seminole turnovers. Auburn then turned those 29 turnovers into 29 points on the other end of the floor. Greenleaf, Toles and freshman Jassany Williams led Auburn with three steals each.

The Tigers found themselves down, 23-14, at 7:04 in the first half before opening up a 16-0 run to close the period. Williams, Smalley and Greenleaf combined for four blocks as the Tigers forced seven turnovers to take a 30-23 lead into the break. Toles closed the final 3:54 of the second half with four points and three assists.

The Seminoles answered with a surge of their own in the second half, using an early 10-0 run to re-take the lead. Florida State used a 12-4 run down the stretch, fueled by its free throw shooting, to come away with the win.

As a team, the Tigers were 25-of-66 from the field for 37.9 percent. Auburn shot 7-of-13 from the stripe and 4-of-10 from 3-point land. Florida State out-rebounded Auburn, 47-29.

**Game 3: Nov. 18, 2010**  
**Auburn 62, #6/6 Duke 75**  
**Auburn Arena**  
**Auburn, Ala.**

Official Basketball Box Score -- Game Totals -- Final Statistics

Duke vs Auburn

11-18-10 6 p.m. CT at Auburn, Ala. - Auburn Arena

VISITORS: Duke (3-0)

#	Player	fg-fga	3fg-fga	ft-fa	rebounds		pf	tp	a	to	blk	s	min
					of	de							
13	Christmas, Karima*	4-8	1-4	1-1	1	2	3	1	10	0	1	1	1 32
24	Scheer, Kathleen*	0-5	0-1	0-0	3	1	4	2	0	0	0	1	1 13
34	Thomas, Krystal*	5-6	0-0	1-2	4	3	7	3	11	0	3	0	2 26
04	Wells, Chloe*	2-6	1-3	0-0	0	0	1	5	1	2	0	3	22
05	Thomas, Jasmine*	7-13	1-4	1-2	0	2	2	3	16	5	3	1	3 35
03	Selby, Shay	1-1	0-0	0-0	0	2	2	2	2	2	2	0	0 12
12	Gray, Chelsea	3-6	1-3	6-6	0	2	2	0	13	1	3	0	3 14
15	Jackson, Richa	0-1	0-1	0-0	0	1	1	0	0	0	0	0	0 2
32	Liston, Tricia	2-4	0-2	0-0	0	0	0	0	4	0	0	0	0 4
33	Peters, Haley	5-9	0-0	0-0	2	4	6	5	10	1	2	0	1 20
43	Vernerey, Allison	1-1	0-0	2-2	2	1	3	2	4	0	1	2	1 20
TEAM						1	1						
Totals.....		30-60	4-18	11-13	12	19	31	19	75	10	17	5	15 200

HOME: Auburn (1-2)

#	Player	fg-fga	3fg-fga	ft-fa	of	de	tot	pf	tp	a	to	blk	s	min
14	Alverson, Blanche*	3-10	2-8	1-2	0	7	7	1	9	2	2	0	1	33
21	Greenleaf, Jordan*	3-8	0-2	2-4	3	6	3	8	0	4	0	1	38	
01	Toles, Morgan*	5-10	0-0	2-4	2	0	2	3	12	5	4	0	2	28
04	Simmons, Parrisha*	1-3	0-0	2-4	1	0	1	1	4	1	1	0	2	12
05	Smalley, Alli*	3-4	2-3	4-4	1	2	3	2	12	3	4	0	0	26
02	Jennings, Morgan	1-3	0-0	3-4	0	2	2	2	5	1	3	0	1	16
11	Strain, Courtney	0-0	0-0	0-0	0	0	0	0	0	0	0	0	0	6
20	West, Pascale	1-1	0-0	0-0	0	0	0	2	0	0	0	0	3	
23	Hilliard, Chantel	1-5	0-0	2-2	3	1	4	1	4	1	0	0	1	12
25	Williams, Jassony	0-2	0-0	0-0	1	1	2	1	0	0	2	0	0	16
32	Tanner, Tyesha	2-4	2-4	0-0	0	1	1	6	0	1	0	0	8	
34	Davis, Peyton	0-0	0-0	0-0	0	0	2	0	0	0	0	0	2	
	TEAM				2	1	3							
	Totals.....	20-50	6-17	16-24	13	18	31	17	62	13	21	0	8	200

**Game 4: Nov. 22, 2010**  
**Auburn 49, South Florida 67**  
**Sun Dome**  
**Tampa, Fla.**

Official Basketball Box Score -- Game Totals -- Final Statistics  
 Auburn vs South Florida  
 11-22-10 7 P.M. at USF Sun Dome, Tampa, Fla.

VISITORS: Auburn (1-3)

#	Player	fg-fga	3fg-fga	ft-fa	rebounds		pf	tp	a	to	blk	s	min
					of	de							
14	Alverson, Blanche*	3-11	2-8	0-0	1	1	2	3	8	0	1	0	29
21	Greenleaf, Jordan*	5-13	0-0	3-4	7	3	10	0	13	1	3	1	38
01	Toles, Morgan*	0-4	0-1	3-4	0	2	2	1	3	3	1	0	27
04	Simmons, Parrisha*	0-0	0-0	0-2	0	1	1	2	0	0	0	0	12
05	Smalley, Alli*	1-11	0-4	2-3	0	0	0	2	4	0	0	0	22
02	Jennings, Morgan	0-4	0-0	1-2	2	1	3	1	1	2	1	0	16
23	Hilliard, Chantel	7-9	0-0	2-2	4	3	7	1	16	0	0	0	23
25	Williams, Jassany	1-6	0-0	0-0	2	1	3	1	2	0	2	0	10
32	Tanner, Tyrese	1-3	0-0	0-0	1	2	3	4	2	3	1	1	19
34	Davis, Peyton	0-1	0-0	0-0	1	2	3	1	0	0	1	0	4
TEAM				4		1	5						
Totals.....		18-62	2-13	11-17	22	17	39	16	49	9	10	2	1 200

HOME: South Florida (3-2)

#	Player	fg-fga	3fg-fga	ft-fa	rebounds		pf	tp	a	to	blk	s	min
					of	de							
04	CONNER, Tiffany*	2-4	1-2	2-2	1	3	4	2	7	3	2	1	0 22
11	GRANT, Porche*	4-5	0-0	0-0	1	6	7	3	8	0	3	4	1 30
01	WYNNE, Jasmine*	1-2	0-0	2-3	1	4	5	3	4	3	2	1	1 30
03	SAUNDERS, Kanisha*	2-8	1-2	0-0	0	1	1	5	7	1	0	2	32
21	SMITH, Andrea*	12-22	8-13	1-2	2	3	5	2	33	2	1	0	0 38
02	DOOMES-STEPHENS, L.	0-1	0-1	0-0	1	0	1	2	0	0	0	0	12
12	SMITH, Andreell	0-2	0-1	0-1	0	2	2	1	0	4	0	0	15
22	FLOWERS, Aleshia	0-0	0-0	0-0	1	1	0	0	0	0	0	0	0+
30	EKSTROM, Salla	0-0	0-0	0-0	0	0	0	0	0	0	0	0	0+
32	MC DONALD, Akila	0-0	0-0	0-1	2	2	4	1	0	0	1	1	0 10
33	CARN, Daleisha	5-5	0-0	0-0	0	1	1	0	10	2	1	0	0 11
TEAM				1		3	4						
Totals.....		26-49	10-19	5-9	9	26	35	15	67	21	11	7	4 200

Officials: Dennis DeMayo, Luis Gonzalez, Amy Bonner

Technical fouls: Auburn-None. USF-None.

Attendance: 1106

Score by Periods	1st	2nd	Total
Auburn	24	25	49
South Florida	36	31	67

**TAMPA** - Playing on the road for the first time this season, the Auburn women's basketball team struggled from the field, shooting 29 percent, as South Florida pulled out the 67-49 win. Junior Chantel Hilliard scored 16 points off the bench to lead the Tigers in the loss.

South Florida scored 22 of the first 25 points of the game, taking a 22-3 lead with 12:01 to go in the first half. The Tigers were able to get back on their feet, out-scoring USF 21-14 during the rest of the period to cut the Bull lead to 12 at halftime, 36-24.

Auburn came out of the locker room on a mission, scoring the first eight points, four from Hilliard, to cut the lead to four in the first three minutes of the second half, forcing USF to call at timeout at the 17:23 mark. That would be as close as the Tigers would come, though, as the Bulls came out of the timeout scoring the next four points to put its lead back to eight.

Led by 10 second-half points each from Hilliard and senior Jordan Greenleaf, Auburn was able to keep the South Florida lead in single digits for most of the remainder of the half.

A Hilliard layup cut the lead to seven with 7:58 to play, but that is as close as Auburn would get in the final minutes as USF's Andrea Smith answered with a 3-pointer, one of her eight on the night, to build the lead back to 10 with 6:47 to go.

Smith's 3-pointer opened up a 16-5 USF run to finish the game, building the lead back to as much as 19 points as the Bulls cruised to the 67-49 win. Smith would go on to score a game-high 33 points.

**Game 5: Nov. 26, 2010**  
**Auburn 53, Sacred Heart 65**  
**St. Georges High School**  
**Freeport, Bahamas**  
**Junkanoo Jam**

Official Basketball Box Score -- Game Totals -- Final Statistics  
 Sacred Heart vs Auburn  
 11-26-10 1 p.m. at Freeport, Bahamas

VISITORS: Sacred Heart (2-2)

#	Player	fg-fga	3fg-fga	ft-fa	rebounds		pf	tp	a	to	blk	s	min
					of	de							
01	NORMAN, Ericka*	1-4	1-3	2-2	2	3	5	2	5	2	2	0	3 24
03	EVANS, Kiley*	4-8	0-0	5-9	3	3	6	2	13	0	7	1	1 33
15	MERRIMAN, Morgan*	2-3	0-0	1-1	1	1	2	4	5	1	4	1	0 32
20	TAYLOR, Callan*	5-10	3-6	0-0	6	6	5	13	2	5	0	2	24
35	APD, Aliso*	6-12	2-4	1-2	2	4	6	2	15	0	7	0	1 33
04	COSGROVE, Maggie	4-6	2-3	0-0	0	2	2	2	10	3	2	0	0 26
23	REILLY, Maureen	2-4	0-1	0-0	0	5	5	2	4	1	0	1	0 25
32	CAMPBELL, Alexis	0-0	0-0	0-0	0	1	0	0	0	0	0	0	0 3
TEAM				9		9							
Totals.....		24-47	8-17	9-14	8	34	42	19	65	9	27	3	7 200

HOME: Auburn (1-4)

#	Player	fg-fga	3fg-fga	ft-fa	rebounds		pf	tp	a	to	blk	s	min
					of	de							
01	Toles, Morgan*	4-7	0-0	0-0	3	1	4	2	8	0	2	0	0 22
05	Smalley, Alli*	5-13	2-5	0-0	1	4	5	1	12	1	2	0	2 28
14	Alverson, Blanche*	1-5	0-2	0-0	0	1	1	1	2	0	2	0	0 18
21	Greenleaf, Jordan*	1-7	0-0	2-4	6	1	7	2	4	4	3	1	1 32
23	Hilliard, Chantel*	2-5	0-0	1-2	1	2	3	0	5	1	2	0	0 19
02	Jennings, Morgan	1-5	0-0	2-2	1	1	2	1	4	0	2	0	1 15
04	Simmons, Parrisha	2-3	0-0	1-4	3	1	4	0	5	2	0	0	1 13
11	Strain, Courtney	0-6	0-3	3-6	0	0	0	1	3	0	1	0	1 15
20	West, Pascale	0-1	0-0	0-2	0	0	0	1	0	0	0	0	0 5
25	Williams, Jassany	0-3	0-0	0-0	0	2	2	2	0	0	0	0	0 9
32	Tanner, Tyrese	4-8	0-2	2-3	1	1	2	1	10	0	1	0	3 21
34	Davis, Peyton	0-1	0-0	0-0	0	0	0	0	0	0	0	0	0 3
TEAM				4		4							
Totals.....		20-64	2-12	11-23	16	18	34	12	53	8	15	1	9 200

Officials: Joanne Aldridge, Wesley Dean, Shelly Nakasone

Technical fouls: Sacred Heart-None. Auburn-None.

Attendance: 371

Score by Periods	1st	2nd	Total
Sacred Heart	38	27	65
Auburn	18	35	53

First Game of 2010 Junkanoo Jam

**FREEPORT, Bahamas** - The Auburn women's basketball team struggled from the field Nov. 26, shooting 31.3 percent as the Tigers fell to Sacred Heart, 65-53, in the first game of the 2010 Junkanoo Jam in Freeport, Bahamas.

Senior Alli Smalley led the Tigers in scoring with 12 points while freshman Tyrese Tanner came off the bench for 10 points and three steals. Jordan Greenleaf pulled down a team-high seven rebounds.

After playing only six minutes in the first half, Tanner came off the bench and played 15 of the 20 minutes in the second half, scoring all 10 of her points in the period. She was also big in the Auburn press, forcing three turnovers late in the game.

After taking a 38-18 lead at halftime, Sacred Heart came out on fire in the second half, extending its lead to 32 with 9:27 left thanks 23-11 run to open the half. Auburn responded by turning on its defense in the last nine minutes, forcing 12 turnovers while holding the Pioneers to only four points.

The run allowed Auburn to cut the Sacred Heart lead to 12, down from 32, by the end of the game, but it was cut short as the Tigers lost, 65-53.

For the game, Auburn forced 27 Pioneer turnovers, gathering nine steals, but the Tigers lost the rebounding battle, 42-34. Sacred Heart shot 51.1 percent for the game and 47.1 percent of its free throws.

**Game 6: Nov. 27, 2010**  
**Auburn 85, Seton Hall 51**  
**St. Georges High School**  
**Freeport, Bahamas**  
**Junkanoo Jam**

Official Basketball Box Score -- Game Totals -- Final Statistics  
 Auburn vs Seton Hall  
 11-27-10 1 p.m. at Freeport, Bahamas

VISITORS: Auburn (2-4)

#	Player	fg-fga	3fg-fga	ft-fa	rebounds		pf	tp	a	to	blk	s	min
					of	de							
05	Smalley, Alli*	6-10	3-4	0-0	0	0	0	15	4	2	0	1	19
11	Strain, Courtney*	2-6	1-3	2-2	0	1	1	7	0	3	0	1	20
14	Alverson, Blanche*	4-8	0-3	4-5	2	1	3	1	12	2	3	0	0 17
21	Greenleaf, Jordan*	1-2	0-0	0-0	1	1	2	1	2	1	1	0	0 21
32	Tanner, Tyrese*	1-7	0-2	0-3	2	3	5	3	2	1	4	0	2 20
01	Toles, Morgan	5-7	0-0	2-3	0	0	0	2	12	4	0	0	4 17
02	Jennings, Morgan	7-7	0-0	0-1	0	4	4	2	14	1	1	0	2 19
04	Simmons, Parrisha	1-4	0-0	2-5	2	3	5	1	4	1	0	0	1 21
20	West, Pascale	0-0	0-0	1-2	0	0	0	1	1	0	1	0	0 7
23	Hilliard, Chantel	2-4	0-0	0-0	0	1	1	1	4	0	0	0	1 9
25	Williams, Jassany	3-4	0-0	2-2	3	4	7	2	8	1	0	2	0 18
34	Davis, Peyton	2-5	0-0	0-1	2	1	3	3	4	1	1	0	0 12
TEAM				1		4	5						
Totals.....		34-64	4-12	13-24	13	23	36	18	85	16	17	2	12 200

HOME: Seton Hall (3-4)

#	Player	fg-fga	3fg-fga	ft-fa	of	de	tot	tp	a	to	blk	s	min
11	SIMMONS, Ka-Deirdre*	2-10	0-5	4-4	0	1	1	3	8	3	7	0	2 33
22	GREEN, Terry*	1-4	1-2	0-0	1	0	1	1	3	0	2	0	0 11
23	CREW, Jasmine*	1-8	1-2	0-0	0	7	7	2	3	2	7	0	2 30
25	WOOD, Whitney*	2-2	2-2	0-0	1	1	2	1	6	0	1	0	0 21
33	ASHMEADE, Tajay*	2-3	0-0	2-4	5	4	9	4	6	0	6	1	0 21
01	SWABY, Elaine	2-4	0-0	1-3	1	2	0	5	1	1	0	0	9
02	MORRIS, Brittany	1-6	1-4	1-2	1	0	1	4	4	1	1	0	1 13
13	MASEKO, Alexandra	2-5	0-0	4-4	2	1	3	2	8	0	2	0	0 24
15	JOHNSON, Jazzmine	2-4	2-3	0-0	2	0	2	2	6	0	1	0	0 16
21	BLACKMAN, Tiffani	1-1	0-0	0-1	0	0	0	0	2	0	0	0	0 6
34	HENRY, Nicosia	0-4	0-0	0-0	2	1	3	3	0	3	0	1	16
	TEAM				1	6	7						
	Totals.....	16-51	7-18	12-16	22	38	22	51	7	31	1	6	200

**Game 7: Dec. 2, 2010**  
**Auburn 75, South Alabama 70**  
**Auburn Arena**  
**Auburn, Ala.**

Official Basketball Box Score -- Game Totals -- Final Statistics

South Alabama vs Auburn

12-02-10 6 p.m. at Auburn, Ala. -- Auburn Arena

VISITORS: South Alabama (3-4)

		rebounds											
#	Player	fg-fga	3fg-fga	ft-fa	of	de	tot	pf	tp	a	to	blk	s min
21	Shelter, Christian*	4-8	1-2	2-2	0	2	2	5	11	0	1	0	20
24	Ammons, Taylor*	8-16	0-0	1-2	2	6	8	1	17	0	0	1	0 33
01	Peterson, Sarda*	4-5	2-2	0-1	0	1	1	2	10	4	2	0	0 27
10	Banks, Siedah*	3-6	0-1	3-4	0	3	3	1	9	4	3	0	0 32
15	Rutledge, Brittney*	3-6	3-5	0-0	0	3	3	4	9	3	3	0	0 19
03	Walker, Lauren	0-0	0-0	0-0	0	0	0	0	0	0	0	0	0 6
04	Simmons, Vanessa	0-1	0-0	0-0	0	0	0	1	0	0	2	0	0 8
05	Robertson, Ronneka	1-3	0-0	0-0	0	1	1	2	0	1	0	0	0 7
23	Nixon, Mary	2-4	0-0	1-2	6	2	8	3	5	1	4	0	0 21
25	Cherizol, Veronica	0-1	0-0	0-0	0	4	4	1	0	1	1	1	0 19
33	El, Mansa	2-3	1-2	2-2	0	0	0	1	7	1	0	0	0 8
TEAM		1 5 6											
Totals.....		27-53	7-12	9-13	9	27	36	20	70	14	17	2	0 200

HOME: Auburn (3-4)

		rebounds											
#	Player	fg-fga	3fg-fga	ft-fa	of	de	tot	pf	tp	a	to	blk	s min
14	Alverson, Blanche*	3-4	1-2	0-0	0	2	2	2	7	3	2	1	0 21
21	Greenleaf, Jordan*	4-10	0-1	3-4	4	5	9	2	11	3	2	2	3 32
32	Tanner, Tyrese*	2-3	0-1	1-2	1	3	4	3	5	0	1	2	1 15
02	Jennings, Morgan*	2-6	0-0	0-2	0	2	2	3	4	1	0	1	2 17
05	Smalley, Alli*	5-15	1-3	4-4	0	1	1	2	15	1	1	0	2 26
01	Toles, Morgan	4-7	0-0	2-2	0	0	0	10	5	0	0	0	0 27
04	Simmons, Parrisha	0-4	0-0	5-6	4	2	6	2	5	0	2	0	1 16
11	Strain, Courtney	0-2	0-0	0-0	0	0	0	1	0	0	1	0	0 12
23	Hilliard, Chantel	2-4	0-0	1-2	1	0	1	3	5	0	0	0	0 11
25	Williams, Jassany	5-7	0-0	3-6	2	2	4	1	13	0	0	0	0 23
TEAM		2 2 4											
Totals.....		27-62	2-7	19-28	14	19	33	19	75	13	9	6	9 200

Officials: Joe Cunningham (R), Eddie Novak (U1), Troy Winders (U2)

Technical fouls: South Alabama-None. Auburn-None.

Attendance: 2006

Score by Periods	1st	2nd	Total
South Alabama	31	39	70
Auburn	42	33	75

AUBURN - Senior Alli Smalley scored a team-high 15 points, followed by a career-high 13 from freshman Jassany Williams as the Auburn women's basketball team pulled out the 75-70 win over in-state rival South Alabama. The win was the 24th win in a row for the Tigers over the Jaguars.

Auburn led by 11 at the half, but saw the lead slip away with South Alabama taking the lead with 14:03 left in the game. The Tigers bounced back, building its lead back to 10 before taking the five-point win.

Auburn used a 10-player rotation with everyone that played accounting for at least 11 minutes of action. Only senior Jordan Greenleaf, who played 32 minutes, topped the 30-minute mark. With the rotation, Auburn was able to get use out of its bench, out-scoring the South Alabama bench, 33-14.

The Tigers again used their defense to pull out the win, using nine steals to force 17 South Alabama turnovers, scoring 17 points off the turnovers. The Tigers also blocked six shots.

Senior Jordan Greenleaf led Auburn on the blocks, pulling down a game-high nine rebounds with her 11 points. She also tallied two blocks and a team-high three steals.

South Alabama was led by Taylor Ammons with 17 points and eight rebounds. Christian Shelter added 11 for the Jaguars while Sarda Banks chipped in 10 with four assists.

**Game 8: Dec. 4, 2010**  
**Auburn 61, Temple 61**  
**Auburn Arena**  
**Auburn, Ala.**

Official Basketball Box Score -- Game Totals -- Final Statistics

Temple vs Auburn

12-04-10 1 p.m. at Auburn, Ala. -- Auburn Arena

VISITORS: Temple (4-4)

		rebounds											
#	Player	fg-fga	3fg-fga	ft-fa	of	de	tot	pf	tp	a	to	blk	s min
05	MCCARTHY, Kristen*	5-17	2-5	3-4	3	2	5	3	15	2	2	1	2 37
30	BENNETT, Marli*	2-4	0-2	0-0	1	5	6	2	4	0	0	1	0 29
32	THAMES, Natasha*	1-5	0-0	1-2	2	3	5	4	3	1	0	0	0 25
11	PEDDY, Shey*	7-12	3-4	0-0	3	6	9	4	17	4	3	0	3 36
13	WALLACE, Qwedia*	5-11	1-5	4-6	3	2	5	4	15	0	5	0	1 27
01	LEWIS, Brittany	1-3	1-2	0-0	0	2	2	1	3	2	0	0	0 16
03	WILLIAMS, BJ	0-3	0-2	0-0	0	0	0	1	0	2	2	0	0 14
04	BELL, Satoria	2-3	1-1	0-0	0	2	2	0	5	0	1	0	0 6
25	MACAULAY, Victoria	0-1	0-0	0-0	0	1	1	3	0	0	1	2	0 10
TEAM		4 4											
Totals.....		23-59	8-21	8-12	12	27	39	22	62	11	14	4	6 200

HOME: Auburn (3-5)

		rebounds											
#	Player	fg-fga	3fg-fga	ft-fa	of	de	tot	pf	tp	a	to	blk	s min
21	Greenleaf, Jordan*	3-10	0-0	3-5	6	6	12	2	9	4	1	2	0 38
44	Alverson, Blanche*	3-8	3-7	1-2	2	3	5	1	10	3	1	0	0 32
02	Jennings, Morgan*	4-7	0-0	0-1	3	2	5	1	8	1	2	1	0 27
05	Smalley, Alli*	7-17	3-7	5-9	0	3	3	3	22	0	1	0	3 33
32	Tanner, Tyrese*	0-1	0-0	0-0	1	1	2	1	0	0	1	0	0 8
01	Toles, Morgan	0-6	0-0	0-0	1	3	4	2	0	4	2	0	1 23
04	Simmons, Parrisha	0-1	0-0	2-2	2	0	2	1	2	1	2	0	0 9
11	Strain, Courtney	0-2	0-0	0-0	0	0	0	0	0	0	0	0	0 2
23	Hilliard, Chantel	3-5	0-0	4-4	1	3	4	3	10	0	3	0	0 23
25	Williams, Jassany	0-2	0-0	0-0	0	0	0	1	0	0	1	0	1 5
TEAM		1 4 5											
Totals.....		20-59	6-14	15-23	17	25	42	15	61	13	15	3	5 200

Officials: Lisa Mattingly (R), Tina Napier (U1), Amy Bonner (U2)

Technical fouls: Temple-None. Auburn-None.

Attendance: 3206

Score by Periods	1st	2nd	Total
Temple	33	29	62
Auburn	33	28	61

AUBURN - Temple's Brittany Lewis hit her only shot of the game, a 3-pointer from the right side with 1:22 left in the game, giving the Owls a lead it would not give up as Temple pulled out the 62-61 win against Auburn on Dec. 4. Senior Alli Smalley passed the 20-point mark for the first time this season, leading the Tigers with 22 points in the loss.

Auburn trailed during most of the first half, but came back to tie the game at 33 going into halftime. Back-to-back 3-pointers from Smalley and sophomore Blanche Alverson in the final three minutes tied the game up going into the locker room.

One of the bright spots of the game for Auburn was a Smalley 3-pointer with 8:37 left in the game. Not only did the trey give the Tigers a six-point lead, but was also 185th of Smalley's career, giving her the Auburn record for career 3-pointers.

Auburn eventually led by as many as seven points after a Hilliard layup with 6:27 to go, giving the Tigers a 54-47 lead. But Temple used its outside shooting, hitting four 3-pointers in the final five minutes, to out-score Auburn 15-7 down the stretch for the win.

Three Tigers scored in double figures, led by Smalley's 22 points. Alverson and Hilliard scored 10 points each while senior Jordan Greenleaf scored nine points along with her game-high 12 rebounds.

Temple was led by Shey Peddy, who was 3-of-4 from beyond the arc, with 17 points and nine rebounds. Kristen McCarthy and Qwed Wallace each added 15 for the Owls.

**Game 9: Dec. 15, 2010**  
**Auburn 52, George Washington 45**  
**Charles E. Smith Center**  
**Washington, D.C.**

Official Basketball Box Score -- Game Totals -- Final Statistics

Auburn vs George Washington

12-15-10 7 p.m. at Washington, D.C. - Smith Center

VISITORS: Auburn (4-5)

		rebounds											
#	Player	fg-fga	3fg-fga	ft-fa	of	de	tot	pf	tp	a	to	blk	s min
14	Alverson, Blanche*	6-15	2-6	2-2	2	2	4	1	16	0	3	0	2 35
21	Greenleaf, Jordan*	1-8	0-0	1-2	5	6	11	1	3	0	0	4	1 34
01	Toles, Morgan*	1-8	0-0	1-2	2	2	4	2	3	7	2	0	2 24
04	Simmons, Parrisha*	1-1	0-0	0-0	3	2	5	1	2	0	1	0	0 13
05	Smalley, Alli*	5-15	4-7	0-1	2	1	3	0	14	1	0	0	0 34
02	Jennings, Morgan	1-3	0-0	1-3	3	2	5	1	3	6	0	0	3 19
23	Hilliard, Chantel	2-5	0-0	1-2	1	1	2	3	5	0	1	1	0 12
25	Williams, Jassany	2-6	0-0	1-2	2	2	4	0	5	0	2	1	1 12
32	Tanner, Tyrese	0-2	0-0	0-0	3	2	5	0	0	0	2	1	0 14
34	Davis, Peyton	0-1	0-0	1-2	1	0	1	1	1	0	0	0	0 3
TEAM		3 2 5											
Totals.....		19-64	6-13	8-16	27	22	49	10	52	14	11	7	9 200

HOME: George Washington (5-5)

		rebounds											
#	Player	fg-fga	3fg-fga	ft-fa	of	de	tot	pf	tp	a	to	blk	s min
11	WILSON, Brooke*	2-7	1-2	0-0	3	4	7	2	5	0	1	1	1 27
31	BOOKER, Tara*	3-10	2-6	0-0	2	6	8	3	8	0	1	0	1 30
34	ABIONA, Ivy*	3-7	0-0	0-0	4	1	5	2	6	0	0	3	1 28
05	MYERS, Tiana*	4-8	0-2	4-4	0	3	3	2	12	3	4	0	0 21
12	JACKSON, Danni*	1-9	0-0	0-0	0	2	2	1	2	4	5	1	2 34
03	ALDRIDGE, Kristin	2-6	0-0	0-0	0	1	1	3	4	1	2	0	0 20
13	DAVIS, Janine	0-1	0-1	0-0	0	0	0	0	0	0	0	0	0 6
14	PAINTER, Chelisa	0-0	0-0	0-0	0	0	0	0	0	0	1	0	0 5
44	MOSTAFA, Sara	1-2	0-0	2-2	2	2	4	0	4	3	1	1	1 19
50	ALLUMS, Kye	2-4	0-2	0-0	0	1	1	4	0	0	0	0	0 10
TEAM		3 2 5											
Totals.....		18-54	3-13	6-6	14	22	36	17	45	12	15	6	6 200

Officials: Dee Kantner, Eric Brewton, Joseph Vaszily

Technical fouls: Auburn-None. George Washington-None.

Attendance: 320

Score by Periods	1st	2nd	Total
Auburn	25	27	52
George Washington	15	30	45

**Game 10: Dec. 18, 2010**  
**Auburn 56, Purdue 76**  
**Conseco Fieldhouse**  
**Indianapolis, Ind.**  
**Boilermaker Blockbuster**

Official Basketball Box Score -- Game Totals -- Final Statistics

Auburn vs Purdue

12-18-10 1:30 p.m. at Conseco Fieldhouse, Indianapolis, Ind.

VISITORS: Auburn (4-6)

#	Player	rebounds										pf	tp	a	to	blk	s	min
		fg	fga	ft	fta	of	de	tot	pf	tp	a							
01	Toles, Morgan*	3-9	0-1	0-1	1	1	2	0	6	5	2	0	2	27				
04	Simmons, Parrisha*	2-4	0-0	2-2	0	0	0	1	6	0	0	0	0	8				
05	Smalley, Alli*	5-11	4-6	4-4	1	1	2	4	18	1	3	0	2	30				
14	Alverson, Blanche*	3-9	2-6	2-2	1	1	2	2	10	0	1	0	0	31				
21	Greenleaf, Jordan*	0-4	0-0	0-0	4	0	4	4	0	0	2	1	3	31				
02	Jennings, Morgan	0-6	0-0	1-3	1	0	1	1	1	0	1	0	0	12				
11	Strain, Courtney	2-5	1-2	0-0	0	0	0	0	5	1	1	0	0	10				
20	West, Pascale	0-0	0-0	0-0	1	2	3	4	0	0	1	0	1	8				
23	Hilliard, Chantel	2-6	0-0	0-1	0	1	1	3	4	1	1	1	0	11				
25	Williams, Jassany	1-3	0-0	0-2	2	3	5	2	2	0	0	1	2	17				
32	Tanner, Tyrese	1-4	0-1	2-2	2	0	2	0	4	0	0	1	0	12				
34	Davis, Peyton	0-1	0-0	0-0	0	0	0	0	0	0	0	0	0	3				
TEAM		7 4 11												3				
Totals.....		19-62	7-16	11-17	20	13	33	21	56	8	15	4	11	200				

HOME: Purdue (6-3)

#	Player	rebounds										pf	tp	a	to	blk	s	min
		fg	fga	ft	fta	of	de	tot	pf	tp	a							
05	Rayburn, Brittany*	7-15	4-9	7-7	1	1	2	2	25	1	2	0	0	29				
15	Moses, Courtney*	5-9	1-3	1-1	0	3	3	12	4	4	0	2	35					
41	Guyton, Alex*	4-8	0-0	6-9	5	4	9	2	14	0	3	2	4	27				
43	Poston, Chantel*	2-3	0-0	1-2	1	4	5	3	5	2	2	0	0	24				
52	Wilson, Ashley*	3-4	0-0	3-4	1	4	5	0	9	1	0	1	0	20				
02	Howard, Antonette	2-4	0-0	1-1	0	2	2	0	5	1	4	0	0	16				
20	Williams, Dee Dee	0-1	0-0	2-2	2	2	4	1	2	1	2	0	0	17				
24	Mingo, Drey	0-0	0-0	2-2	0	1	1	1	2	0	0	0	0	2				
32	Ostarella, Sam	0-2	0-1	0-0	1	6	7	4	0	2	1	2	1	13				
40	Jones, Chelsea	1-1	0-0	0-0	1	1	2	0	2	0	1	0	0	11				
54	Woods, Samantha	0-1	0-0	0-0	0	0	0	3	0	0	0	0	0	6				
TEAM		2 2																
Totals.....		24-48	5-13	23-28	14	28	42	19	76	12	19	5	7	200				

Officials: Lisa Mattingly, Tina Napier, and Beverly Roberts

Technical fouls: Auburn-West, Pascale. Purdue-None.

Attendance: 7666

Score by Periods

	1st	2nd	Total
Auburn	29	27	56
Purdue	40	36	76

Boilermaker Blockbuster

INDIANAPOLIS, Ind. - A 14-3 Purdue run early in the first half put the Auburn women's basketball team in a hole it could not dig out of as Purdue went on to win the Boilermaker Blockbuster, 76-56, Dec. 18 at Conseco Fieldhouse in Indianapolis, Ind.

Senior Alli Smalley led the Tigers with 18 points, followed by Blanche Alverson with 10. Freshman Jassany Williams led the team in rebounding with five while also collecting a blocked shot and a pair of steals.

The Boilermakers shot 50.0 percent from the field and out-rebounded Auburn, 42-33. The Tigers shot just 30.6 percent from the field, but were able to force 19 Purdue turnovers, turning them into 17 points on the other end.

Purdue's early 14-3 run gave the Boilermakers an 11-point advantage halfway through the first half. Auburn cut the lead to five with 4:28 remaining after a pair of Smalley free throws, but Purdue closed out the period on an 8-2 run for a 40-29 halftime lead.

That would be the closest the Tigers would get as Purdue continued its run in the second half. The Boilermakers led by as many as 25 late in the game, but Auburn scored the final five points to cut it to 76-56 at the buzzer.

**Game 11: Dec. 21, 2010**  
**Auburn 67, Chicago State 63**  
**Jacoby Dickens Center**  
**Chicago, Ill.**

Official Basketball Box Score -- Game Totals -- Final Statistics

Auburn vs Chicago State

12-21-10 1 p.m. at Jacoby Dickens Center - Chicago, Ill.

VISITORS: Auburn (5-6)

#	Player	rebounds										pf	tp	a	to	blk	s	min
		fg	fga	ft	fta	of	de	tot	pf	tp	a							
14	Alverson, Blanche*	4-12	1-4	4-5	2	4	6	2	13	1	1	0	1	33				
21	Greenleaf, Jordan*	1-6	0-0	3-4	7	5	12	4	5	0	2	0	2	35				
01	Toles, Morgan*	6-14	0-0	2-2	1	3	4	1	14	7	1	0	1	33				
04	Simmons, Parrisha*	0-1	0-0	3-9	3	5	8	0	3	0	3	1	0	27				
05	Smalley, Alli*	3-12	0-4	1-2	3	1	4	3	7	2	2	0	2	29				
02	Jennings, Morgan	0-0	0-0	1-2	0	0	0	0	1	0	1	0	1	5				
11	Strain, Courtney	0-1	0-1	0-0	0	0	0	0	0	0	0	0	0	2				
23	Hilliard, Chantel	3-5	0-0	1-2	1	0	1	4	7	0	1	0	1	10				
25	Williams, Jassany	1-2	0-0	0-0	0	1	1	3	2	0	0	0	2	10				
32	Tanner, Tyrese	4-6	1-1	6-6	0	1	1	2	15	0	0	0	0	12				
34	Davis, Peyton	0-2	0-0	0-0	1	0	1	1	0	0	0	0	0	2				
TEAM		1 3 4																
Totals.....		22-61	2-10	21-32	19	23	42	20	67	10	11	3	9	200				

HOME: Chicago State (4-7)

#	Player	fg-fga	3fg-fga	ft-fa	of	de	tot	pf	tp	a	to	blk	s	min
03	BECKEL, Tressa*	4-10	0-0	8-10	4	7	11	4	16	2	6	2	2	38
22	WALDON, Courtney*	4-11	2-3	2-2	1	4	5	5	12	3	2	1	1	40-
44	WROTEEN, Elana*	2-4	0-0	0-2	2	1	3	5	4	1	0	0	0	16
14	MARLOWE, Natalie*	2-6	1-2	0-1	1	3	4	1	5	4	1	0	2	33
21	DOCKERY, Janay*	2-10	2-3	3-4	3	2	5	3	9	5	2	0	1	39
00	DESROCHES, Caile	6-12	0-0	3-6	4	8	4	15	0	3	0	0	0	21
10	DAVIS, Caneke	0-0	0-0	0-0	0	0	0	0	0	0	0	0	0	1
24	HARVEY, Jazmyn	1-1	0-0	0-0	0	0	0	3	2	1	1	0	0	12
TEAM		3 3												
Totals.....		21-54	5-8	16-25	15	24	39	25	63	16	15	3	6	200

Officials: Dave Stewart (R), Jeff Cross (U), Kim Hobbs (U)

Technical fouls: Auburn-None. Chicago State-None.

Attendance: 325

Score by Periods

	1st	2nd	Total
Auburn	24	43	67
Chicago State	32	31	63

CHICAGO - Freshman Tyrese Tanner scored 13 of her team-high 15 points in the second half, leading an Auburn rally for a 67-63 win at Chicago State.

She scored seven-straight points for the Tigers late in the game, including the 3-pointer that put Auburn up for good. Tanner set a new career high with her 15 points. She was 4-of-6 from the field, including a 3-pointer, and made all six of her free-throw attempts - many coming in crucial times down the stretch.

The game was the final for Auburn before the team breaks for the Holidays. It capped off an eight-day, three-game road trip for the Tigers.

Auburn took an early 7-2 lead, but saw it slip away after a pair of Cougar 3-pointers. Chicago State would go on to lead most of the first half, capping it off with a Tressa Beckel jumper with 14 seconds remaining that gave CSU its largest lead of the game at 32-24.

The Tigers responded early in the second half, opening up with an 8-2 run to cut the Cougar lead to two. Chicago State would build its lead back up to six with 6:28 left in the game, but Tanner sparked an Auburn charge that would have the Tigers out-scoring CSU 22-12 in the final minutes.

Auburn finished the game 21-of-32 from the free throw and was 11-of-13 in the final 52 seconds of the game.

Morgan Toles scored 14 points followed by Blanche Alverson with 13. Jordan Greenleaf led Auburn on the boards with 12.

**Game 12: Dec. 28, 2010**  
**Auburn 84, Alabama A&M 45**  
**Auburn Arena**  
**Auburn, Ala.**

Official Basketball Box Score -- Game Totals -- Final Statistics

Alabama A&amp;M vs Auburn

12-28-10 6 p.m. at Auburn, Ala. -- Auburn Arena

VISITORS: Alabama A&amp;M (4-6)

#	Player	fg	fga	ft	fta	of	de	tot	pf	tp	a	to	blk	s	min
34	MILLER, Shaurice*	1-2	0-0	0-0	0	2	2	1	2	0	3	0	0	18	
55	ROBERTSON, NaDra*	1-1	0-0	0-0	0	0	0	1	2	1	0	0	0	9	
05	STRICKLAND, Britney*	3-8	0-2	2-3	1	2	3	1	8	2	5	0	1	24	
14	WATKINS, Nesfayia*	1-3	0-0	0-0	1	2	3	3	2	0	0	0	2	16	
23	TOBAR, Whiquitta*	1-10	0-2	6-9	0	5	5	3	8	3	9	0	3	30	
03	STRICKLAND, Alyssa	1-4	0-1	1-2	1	0	1	1	3	1	1	0	1	20	
20	STOVER, Chasity	1-3	0-0	0-0	0	1	1	1	2	1	4	0	0	16	
22	MARSHALL, Chelsea	0-2	0-1	0-0	0	1	1	0	0	0	0	0	0	12	
24	SANDERS, Jasmine	0-1	0-0	0-0	0	1	1	0	0	1	0	0	0	4	
25	O'NEAL, Danielle	0-2	0-0	0-0	1	1	2	1	0	0	6	0	1	13	
32	MOORE, Clarissa	1-4	0-1	2-2	1	2	4	0	0	0	0	0	0	12	
33	WILLIAMS, Gabrielle	5-12	0-0	4-5	4	0	4	3	14	1	0	1	1	23	
50	BRANTLEY, Renee	0-0	0-0	0-0	0	1	1	0	0	0	0	0	0	3	
TEAM		3 2 5													
Totals.....		15-52	0-7	15-21	12	19	31	17	45	9	29	1	9	200	

**Game 13: Dec. 30, 2010**  
**Auburn 79, Jacksonville State 60**  
**Auburn Arena**  
**Auburn, Ala.**

Official Basketball Box Score -- Game Totals -- Final Statistics  
 Jacksonville State vs Auburn  
 12-30-10 6 p.m. at Auburn, Ala. -- Auburn Arena

VISITORS: Jacksonville State (4-9)

#	Player	fg-fga	3fg-fga	ft-fa	rebounds			pf	tp	a	to	blk	s	min
					of	de	tot							
20	MANNING, Brittany*	3-11	0-3	2-2	2	2	4	2	8	0	6	1	0	35
44	VAUGHN, Danielle*	4-9	0-0	2-3	7	6	13	2	10	1	3	0	1	35
25	WILEY, Brittany*	8-15	4-6	0-0	1	6	7	0	20	1	2	0	3	39
02	BENEY, Danielle*	1-8	0-2	0-0	0	3	3	1	2	4	1	0	1	38
10	PITTS, Zenobia*	6-14	2-5	0-0	2	0	2	1	14	2	4	0	2	31
03	MCCARTHY, Amanda	1-1	0-0	0-0	0	0	0	1	2	0	0	0	0	7
11	BROWN, Ariel	0-0	0-0	0-0	0	0	0	0	0	0	1	0	0	1
14	LANE, Destiny	1-4	0-3	0-0	0	0	0	2	2	0	2	0	0	9
21	HILL, JaDechia	0-0	0-0	0-0	0	1	1	0	0	0	0	0	0	2
23	CARMINE, Candice	1-3	0-0	0-0	0	1	1	2	2	0	0	0	0	3
TEAM					3	1	4							
Totals.....		25-65	6-19	4-5	15	20	35	12	60	8	19	1	7	200

HOME: Auburn (7-6)

#	Player	fg-fga	3fg-fga	ft-fa	rebounds			pf	tp	a	to	blk	s	min
					of	de	tot							
14	Alverson, Blanche*	7-15	3-8	0-0	2	6	8	0	17	0	1	2	1	26
21	Greenleaf, Jordan*	7-12	0-0	1-1	3	3	6	2	15	1	0	1	2	24
01	Toles, Morgan*	5-6	0-0	0-0	1	1	2	1	10	10	1	0	1	31
04	Simmons, Parrisha*	1-3	0-0	0-0	1	2	2	2	2	1	1	1	1	16
05	Smalley, Alli*	5-12	1-6	0-0	0	2	2	11	5	1	0	4	3	31
02	Jennings, Morgan	0-1	0-0	0-0	0	1	1	1	0	2	0	0	0	8
11	Strain, Courtney	0-1	0-0	0-0	0	0	0	1	0	0	1	0	1	3
23	Hilliard, Chantel	2-3	0-0	0-0	2	2	4	0	4	0	2	0	1	13
25	Williams, Jassany	2-4	0-0	3-4	3	5	8	2	7	1	4	2	1	20
32	Tanner, Tyrese	4-8	0-1	3-4	0	4	4	3	11	2	3	1	1	19
34	Davis, Peyton	1-2	0-0	0-0	0	0	0	2	0	1	0	1	0	9
TEAM					1	1								
Totals.....		34-67	4-15	7-9	13	25	38	12	79	23	15	7	14	200

Officials: Charlie Hust (R), Troy Winders (U1), Reid Brackett (U2)

Technical fouls: Jacksonville State-None. Auburn-None.

Attendance: 1965

Score by Periods	1st	2nd	Total
Jacksonville State	29	31	60
Auburn	34	45	79

**AUBURN** - Five players scored in double figures, led by a career-high 17 from Blanche Alverson, as the Auburn women's basketball team cruised by with the 79-60 win over in-state rival Jacksonville State Dec. 30 at Auburn Arena. Sophomore point guard Morgan Toles recorded the first double-double of her career in the win with 10 points and 10 assists.

After leading by just five points at the half, the Tigers came out on a 26-9 tear to start the second half and put the game away. Inside that start was a 14-0 Auburn run that included a pair of 3-pointers from Alverson.

Alverson coupled her career-high 17 points with a career-high eight rebounds. She also tallied two blocks and a steal in the win.

Senior Jordan Greenleaf was right behind Alverson with 15 points and six rebounds. Alli Smalley and Tyrese Tanner scored 11 points each while Toles added her 10. Freshman Jassany Williams led Auburn in rebounding along with Alverson, pulling down a career-high eight with her seven points.

Toles' double-double marked the first points-assists double-double for an Auburn player since Whitney Boddie had 15 points and 10 assists vs. Ole Miss in the 2009 SEC Tournament.

The Tigers used their defense to get the win, forcing 19 Gamecock turnovers and turning them into 24 points on the other end. Auburn also snagged 14 steals in the game, led by Smalley's four.

**Game 14: Jan. 2, 2011**  
**Auburn 66, Alabama 55**  
**Coleman Coliseum**  
**Tuscaloosa, Ala.**

Official Basketball Box Score -- Game Totals -- Final Statistics  
 Auburn vs Alabama  
 01-02-11 2 p.m. at Tuscaloosa, Ala. (Coleman Coliseum)

VISITORS: Auburn (8-6, 1-0 SEC)

#	Player	fg-fga	3fg-fga	ft-fa	rebounds			pf	tp	a	to	blk	s	min
					of	de	tot							
01	Toles, Morgan*	4-8	1-1	0-0	0	3	3	2	9	5	1	0	0	38
04	Simmons, Parrisha*	0-0	0-0	1-2	0	4	4	2	1	0	1	0	0	14
05	Smalley, Alli*	5-8	2-3	0-0	0	2	2	0	12	1	3	0	3	37
14	Alverson, Blanche*	3-12	0-5	0-0	2	7	9	2	6	2	5	3	1	36
21	Greenleaf, Jordan*	8-16	0-0	3-4	4	5	9	3	19	3	4	1	0	32
02	Jennings, Morgan	0-0	0-0	0-0	0	1	1	0	0	0	0	0	0	3
23	Hilliard, Chantel	1-1	0-0	0-0	0	2	2	0	2	0	3	0	0	4
25	Williams, Jassany	1-3	0-0	0-2	0	2	2	1	2	0	0	0	0	10
32	Tanner, Tyrese	5-11	0-1	5-6	2	4	6	3	15	0	2	1	0	26
TEAM					3	4	7							
Totals.....		27-59	3-10	9-14	11	34	45	13	66	11	21	5	4	200

HOME: Alabama (11-3, 0-1 SEC)

#	Player	fg-fga	3fg-fga	ft-fa	rebounds			pf	tp	a	to	blk	s	min
					of	de	tot							
10	King, LaToya*	0-1	0-0	0-0	0	1	1	2	0	3	4	0	1	24
21	Jenkins, Tierney*	12-21	0-0	7-10	9	6	15	2	31	1	0	1	5	38
23	Russell, Ericka*	0-14	0-9	0-0	2	1	3	2	0	2	2	0	0	34
31	Hancock, Katie*	0-3	0-1	3-4	3	0	3	1	3	2	1	0	0	16
40	Horn, Kaneisha*	3-8	0-0	2-2	1	10	11	5	8	0	3	1	2	31
03	Robinson, Jasmine	0-11	0-3	0-0	0	0	0	0	0	0	3	0	0	22
05	Farmer, Caliscia	1-2	0-0	0-0	0	0	0	1	2	0	0	0	0	3
12	Myers, Shafontaye	3-7	3-7	0-0	0	1	1	9	0	0	0	0	0	9
20	Raffington, Varisia	0-1	0-0	0-0	0	1	1	1	0	0	0	0	0	5
22	Lee, Kristin	0-0	0-0	0-0	1	0	1	0	0	1	3	0	0	9
30	McCoy, Carmen	0-0	0-0	0-0	0	1	1	0	0	0	0	0	0	1
32	MITCHEM, Alicia	1-3	0-0	0-0	1	2	3	0	2	0	1	0	0	8
TEAM					2	2								
Totals.....		20-71	3-20	12-16	19	23	42	15	55	12	14	2	8	200

Officials: Dee Kantner, Joe Cunningham, Ed Sidlasky

Technical fouls: Auburn-None. Alabama-None.

Attendance: 2906

Score by Periods	1st	2nd	Total
Auburn	28	38	66
Alabama	25	30	55

**TUSCALOOSA, Ala.** - The Tigers held Alabama without a field goal for more than 10 minutes in the second half, building up an 18-point lead that would help the Auburn women's basketball team hold on for the 66-55 win against the Crimson Tide in the teams' Southeastern Conference opener.

Senior Jordan Greenleaf scored a career-high 19 points along with nine rebounds in the win. Freshman Tyrese Tanner tied her career high with 15 points, scoring Auburn's final four points at the free throw line to preserve the win.

The teams traded the lead in the first half with neither team leading by more than four points. After Alabama's Tierney Jenkins hit a free throw to tie the game with 10 seconds left in the first half, but Auburn found senior Alli Smalley open for a 3-pointer as the buzzer sounded for a 28-25 halftime lead.

The Tigers were able to build their lead to seven early in the second half when a Jenkins jumper cut it to five with 17:04 remaining. That would be the last field goal for the Crimson Tide for more than 10 minutes as Auburn rallied off an 18-7 run for a 53-39 lead with 6:32 remaining. The Tigers led by as many as 18 points during the run.

Alabama would come back, cutting the Auburn lead to as few as six points with 1:20 left in the game. But, a 3-pointer with 47 seconds left as the shot clock was running out from Toles and four free throws from Tanner sealed the 66-55 Tiger win.

**Game 15: Jan. 6, 2011**  
**Auburn 73, Florida 56**  
**Auburn Arena**  
**Auburn, Ala.**

Official Basketball Box Score -- Game Totals -- Final Statistics  
 Florida vs Auburn  
 01-06-11 6 p.m. at Auburn, Ala. -- Auburn Arena

VISITORS: Florida (11-5, 1-1 SEC)

#	Player	fg-fga	3fg-fga	ft-fa	rebounds			pf	tp	a	to	blk	s	min
					of	de	tot							
14	Madu, Ndidi*	3-6	0-0	0-0	1	0	1	3	6	2	3	0	0	22
13	Stewart, Azania*	3-6	0-0	1-1	3	2	5	4	7	0	2	1	0	19
03	Bartley, Lanita*	1-4	0-1	3-4	2	0	2	4	5	2	2	0	2	22
10	Bonds, Jaterro*	3-9	1-4	2-2	1	1	2	2	9	4	4	0	1	34
33	Jones, Jordan*	3-8	2-4	0-0	0	2	2	1	8	0	0	0	3	31
12	Allen, Deana	2-5	2-2	1-3	0	1	1	1	7	2	1	0	2	19
23	Shine, Brittany	1-4	0-0	0-0	0	1	1	1	2	1	1	0	1	13
24	Young, Deoundra	1-3	0-0	0-0	0	3	3	1	2	2	0	0	0	21
31	Svette, Lily	0-0	0-0	0-0	0	0	0	1	0	0	0	0	0	2
32	George, Jennifer	5-8	0-0	0-0	2	2	4	3	10	0	4	0	1	17
TEAM					1	3	4							
Totals.....		22-53	5-11	7-10	10	15	25	21	56	13	17	1	10	200

HOME: Auburn (9-6, 2-0 SEC)

#	Player	fg-fga	3fg-fga	ft-fa	rebounds									
					of	de	tot	pf	tp	a	to	blk	s	min
14	Alverson, Blanche*	6-12	3-5	0-0	1	3	4	3	15	0	1	0	2	26
21	Greenleaf, Jordan*	4-7	0-0	3-4	3	2	5	2	11	1	2	2	2	39
01	Toles, Morgan*	2-6	0-0	0-2	2	5	7	0	4	7	3	1	1	33
04	Simmons, Parrisha*	2-3	0-0	2-2	1	2	1	6	1	1	0	0	1	18
05	Smalley, Alli*	4-9	1-2	1-2	1	3	4	2	10	4	2	0	1	33
02	Jennings, Morgan	0-3	0-0	0-0	0	0	0	1	0	0	2	0	1	7
23	Hilliard, Chantel	5-7	0-0	7-8	2	3	5	2	17	0	2	0	0	22
25	Williams, Jassany	0-0	0-0	3-4	0	4	4	1	3	0	1	0	1	11
32	Tanner, Tyrese	2-3	1-1	2-2	0	1	1	1	7	3	1	1	1	11
TEAM						1	1	2						
Totals.....		25-50	5-8	18-24	11	23	34	13	73	16	15	4	9	200

**Game 16: Jan. 9, 2011**  
**Auburn 59, Vanderbilt 67**  
**Memorial Gymnasium**  
**Nashville, Tenn.**

Official Basketball Box Score -- Game Totals -- Final Statistics

Auburn vs Vanderbilt

01-09-11 2 p.m. at Nashville, Tenn. (Memorial Gym)

VISITORS: Auburn (9-7, 2-1 SEC)

#	Player	rebounds										pf	tp	a	to	blk	s	min
		fg-fga	3fg-fga	ft-fa	of	de	tot	pf	tp	a	to	blk						
14	Alverson, Blanche*	5-11	1-6	1-2	1	2	3	2	12	0	1	0	1	31				
21	Greenleaf, Jordan*	3-8	0-0	2-2	3	2	5	5	8	1	2	0	2	33				
01	Toles, Morgan*	3-10	0-0	0-0	1	1	2	2	6	7	4	0	1	26				
04	Simmons, Parrisha*	1-2	0-0	0-0	3	1	4	1	2	1	0	0	0	13				
05	Smalley, Alli*	3-11	2-6	2-2	1	1	2	4	10	0	3	0	3	30				
02	Jennings, Morgan	1-3	0-0	0-0	0	2	2	0	2	2	1	0	2	13				
23	Hilliard, Chantel	2-4	0-0	1-3	2	2	4	1	5	0	2	0	0	13				
25	Williams, Jassany	2-3	0-0	0-0	1	0	1	0	4	0	1	0	0	10				
32	Tanner, Tyrese	1-7	0-2	2-2	0	1	1	1	4	1	2	2	0	16				
34	Davis, Peyton	2-4	0-0	2-2	5	2	7	3	6	1	0	1	2	15				
TEAM		3 2 5												1				
Totals.....		23-63	3-14	10-13	20	16	36	19	59	13	17	3	11	200				

HOME: Vanderbilt (11-5, 2-1 SEC)

#	Player	rebounds										pf	tp	a	to	blk	s	min
		fg-fga	3fg-fga	ft-fa	of	de	tot	pf	tp	a	to	blk						
12	COLEMAN, Jordan*	0-0	0-0	0-0	1	2	3	3	0	0	1	0	2	11				
15	TUOMI, Hannah*	8-14	0-0	6-6	4	1	5	4	22	0	1	1	0	35				
11	LISTER, Jasmine*	4-10	0-3	0-0	2	4	6	2	8	6	3	0	0	36				
22	RHOADS, Jence*	6-13	0-0	4-7	4	4	8	4	16	3	6	0	1	29				
32	SMITH, Gabby*	1-1	1-1	0-0	0	1	1	0	3	3	2	0	1	22				
04	PULEQ, Angela	3-7	2-5	0-0	0	2	2	0	8	1	3	0	0	33				
21	HOLZER, Stephanie	4-5	0-0	1-3	1	7	8	4	9	0	3	2	4	26				
30	BROWN, Elan	0-0	0-0	0-0	0	0	0	0	0	0	0	0	0	3				
34	CLARKE, Tiffany	0-0	0-0	1-2	0	2	2	1	1	1	0	2	0	5				
TEAM		1 1												1				
Totals.....		26-50	3-9	12-18	13	23	36	18	67	14	20	5	8	200				

Officials: Tina Napier, Wesley Dean, Roy Gulbeyan

Technical fouls: Auburn-None. Vanderbilt-None.

Attendance: 4146

Score by Periods	1st	2nd	Total
Auburn	22	37	59
Vanderbilt	29	38	67

**NASHVILLE** - Auburn battled from behind to tie Vanderbilt, 33-33, early in the second half, but a 17-4 Commodore run stifled a Tiger comeback as Vanderbilt went on to take the 67-59 victory on Jan. 9.

Sophomore Blanche Alverson led Auburn with 12 points, including six-straight to tie the game in the first five minutes of the second half. Senior Alli Smalley followed with 10 while freshman Peyton Davis led the Tigers in rebounding with seven boards along with her six points.

Vanderbilt took an early 10-2 lead in the game, but Auburn bounced back and trailed by just two points, 24-22, with a minute left in the first half. The Commodores didn't slow down in the final minute, scoring seven points on a Gabby Smith 3-pointer and a Hannah Tuomi jumper to take a 29-22 lead into the lockerroom.

Down seven to start the second half, it was Alverson that led the Auburn charge as she scored six points in an 11-4 Tiger run that tied the game at 33-33. Vanderbilt came back, though, with a 17-4 run that made use of six Tiger turnovers to build its lead to 13 at 50-37.

Vanderbilt would go on to lead by as many as 17 points before Auburn mounted its final push. After the Commodores took a 57-40, Auburn answered by out-scoring VU 22-17 in the final 9:07, cutting the lead to as few as five points with a minute left in the game.

Tuomi led Vanderbilt with 22 points, followed by Jence Rhoads with 16 and Stephanie Holzer with nine. Holzer and Rhoads also led the Commodores in rebounding with a game-highs of eight.

**Game 17: Jan. 13, 2011**  
**Auburn 85, Ole Miss 73**  
**Auburn Arena**  
**Auburn, Ala.**

Official Basketball Box Score -- Game Totals -- Final Statistics

Ole Miss vs Auburn

01-13-11 6 p.m. at Auburn, Ala. -- Auburn Arena

VISITORS: Ole Miss (8-7, 1-2 SEC)

#	Player	rebounds										pf	tp	a	to	blk	s	min
		fg-fga	3fg-fga	ft-fa	of	de	tot	pf	tp	a	to	blk						
22	Byrd, Nikki*	1-3	0-1	0-0	0	3	3	1	2	0	1	1	0	15				
25	Marbra, Courtney*	3-7	0-0	2-4	3	0	3	2	8	0	1	0	1	30				
03	McFarland, Valencia*	2-7	0-2	2-2	0	3	3	2	6	10	4	0	2	36				
20	Melson, Kayla*	11-16	0-0	7-8	1	1	2	3	29	4	4	0	1	40				
23	Laws, LaTasha*	0-2	0-0	1-2	1	1	2	1	1	1	3	0	1	14				
01	Nelson, Shae	7-9	7-9	0-0	0	3	3	21	0	1	0	0	0	30				
05	Trotter, Jasmine	0-0	0-0	0-0	0	0	0	0	0	0	0	0	0	1				
11	Jenkins, Kenya	0-0	0-0	0-0	0	0	0	0	0	0	0	0	0	1				
14	McFerrin, Maggie	0-0	0-0	0-0	0	0	0	0	0	0	0	0	0	2				
15	Hape, Po'Sonna	3-6	0-0	0-0	1	3	4	5	6	0	4	0	1	27				
42	Slusher, Tori	0-1	0-1	0-0	0	0	0	0	0	0	0	0	0	4				
TEAM		2 2 4												6				
Totals.....		27-51	7-13	12-16	8	16	24	17	73	15	18	1	6	200				

HOME: Auburn (10-7, 3-1 SEC)

#	Player	rebounds										pf	tp	a	to	blk	s	min
		fg-fga	3fg-fga	ft-fa	of	de	tot	pf	tp	a	to	blk						
14	Alverson, Blanche*	11-17	5-8	0-0	1	3	4	1	27	1	0	0	3	34				
21	Greenleaf, Jordan*	5-7	0-0	5-7	1	2	3	1	15	3	0	0	4	33				
01	Toles, Morgan*	5-9	0-0	2-2	0	5	5	1	12	8	2	0	0	31				
04	Simmons, Parrisha*	1-6	0-0	1-4	6	1	7	2	3	3	1	0	1	21				
05	Smalley, Alli*	2-7	2-5	0-0	1	4	5	3	6	3	3	1	0	26				
02	Jennings, Morgan	2-5	0-0	0-0	0	0	0	0	4	1	1	0	0	10				
11	Strain, Courtney	2-4	0-2	1-2	1	0	1	1	5	0	0	0	0	7				
22	Glymph, Camille	1-2	0-1	2-2	0	0	0	2	4	0	1	0	1	7				
23	Hilliard, Chantel	1-2	0-0	2-2	1	0	1	0	4	0	0	0	0	1				
25	Williams, Jassany	0-1	0-0	2-2	3	0	3	2	0	3	1	3	1	9				
32	Tanner, Tyrese	1-2	0-1	1-2	2	1	3	1	3	1	1	0	0	8				
TEAM		2 2												13				
Totals.....		31-62	7-17	16-23	16	18	34	15	85	20	12	2	13	200				

Officials: Scott Yarbrough, Bonita Spence, Metta Roberts

Technical fouls: Ole Miss-None. Auburn-None.

Attendance: 2277

Score by Periods	1st	2nd	Total
Ole Miss	33	40	73
Auburn	36	49	85

**AUBURN** - Blanche Alverson's career-high 27 points carried Auburn to its 10th win of the season as the Tigers defeated Ole Miss, 85-73, Jan. 13 at the Auburn Arena. The sophomore shot 11-for-17 from the floor, including a career-high five 3-pointers.

The Tigers started out slow in the opening half as Ole Miss capitalized off of eight Auburn turnovers, leading to 12 of the Rebels 33 first-half points. Down one with 3:18 to play, an Alverson jumper gave the Tigers momentum and Auburn outscored Ole Miss 6-2 in the remainder of the half to take a three-point lead going into the locker room.

After trailing by as many as seven points in the first half, the Tigers closed out the period on a 21-11 run. Alverson's hot hand carried the Tigers through the first 20 minutes, as she went 7-for-11 from the floor with two 3-pointers and 16 total points.

Ole Miss would never lead again as Auburn opened the second half on a 13-3 run to take a 13-point lead less than four minutes into the half. The Tigers would go on to lead by as many as 15 points, but was never able to pull away as Ole Miss' Kayla Melson scored 21 of her game-high 29 points in the second half to keep the Rebels around.

Morgan Toles had eight assists and went 5-for-9 from the floor for 12 points, adding five rebounds. Jordan Greenleaf added 15 points with three assists and four steals. Junior Parrisha Simmons led the Tigers in rebounding with a game-high seven.

**Game 18: Jan. 16, 2011**  
**Auburn 65, LSU 53**  
**Auburn Arena**  
**Auburn, Ala.**

Official Basketball Box Score -- Game Totals -- Final Statistics

LSU vs Auburn

01-16-11 2 p.m. at Auburn, Ala. -- Auburn Arena

VISITORS: LSU (12-7, 2-3 SEC)

#	Player	fg-fga	3fg-fga	ft-fa	of	de	tot	pf	tp	a	to	blk	s	min
35	TURNBOW, Taylor*	1-5	0-0	0-0	2	0	2	0	2	0	0	0	1	18
55	BARRETT, LaSondra*	2-6	0-0	5-6	1	7	8	0	9	0	2	0	0	21
01	GRAHAM, Katherine*	3-6	0-0	2-2	0	3	3	1	8	3	3	0	0	23
10	WEBB, Adrienne*	4-7	1-3	2-2	0	3	3	2	11	0	3	0	0	31
20	HUGHES, Destini*	1-4	0-2	1-3	0	5	5	1	3	2	2	0	0	23
05	KENNEY, Jeanne	2-8	1-6	0-0	0	2	2	3	5	3	1	0	1	23
15	LUTLEY, Bianca	2-4	0-0	0-0	0	0	0	1	4	1	4	0	0	17
22	JONES, Courtney	1-7	0-1	0-0	3	1	4	0	2	2	2	1	1	22
23	McKINNEY, Shonae	0-0	0-0	0-0	0	2	2	1	0	0	1	1	0	6
24	PLAISANCE, Theresa	3-3	1-1	0-0	0	2	0	7	0	7	0	0	0	5
25	BLACK, Swayze	0-2	0-0	2-3	1	2	3	2	2	0	2	0	0	11
TEAM		2					1	3						
Totals.....		19-52	3-13	12-16	9	28	37	11	53	11	20	2	3	200

**Game 19: Jan. 20, 2011**  
**Auburn 45, Mississippi State 41**  
**Humphrey Coliseum**  
**Starkville, Miss.**

Official Basketball Box Score -- Game Totals -- Final Statistics  
 Auburn vs Mississippi State  
 01-20-11 7 p.m. at Starkville, Miss. (Humphrey Coliseum)

VISITORS: Auburn (12-7, 5-1 SEC)

#	Player	rebounds										pf	tp	a	to	blk	s	min
		fg	3fg	ft	of	de	tot	pf	tp	a	to							
14	Alverson, Blanche*	3-10	2-6	3-4	0	2	2	2	11	0	2	1	0	33				
21	Greenleaf, Jordan*	2-9	0-0	0-2	6	4	10	2	4	3	3	2	2	36				
01	Toles, Morgan*	4-12	0-0	0-1	0	5	5	0	8	3	2	0	2	33				
04	Simmons, Parrisha*	0-0	0-0	0-2	0	3	3	1	0	0	2	0	0	10				
05	Smalley, Alli*	4-8	1-2	2-2	1	4	5	1	11	5	5	0	4	37				
02	Jennings, Morgan	0-1	0-0	0-0	1	0	1	0	0	0	0	0	0	7				
23	Hilliard, Chantel	3-5	0-0	1-2	2	4	6	3	7	0	1	1	0	27				
25	Williams, Jassany	1-2	0-0	0-0	0	1	1	2	0	0	0	1	0	5				
32	Tanner, Tyrese	0-3	0-0	0-0	0	0	0	0	0	0	0	0	0	9				
34	Davis, Peyton	0-0	0-0	2-2	0	0	0	0	2	0	1	0	0	2				
35	Glymph, Camille	0-0	0-0	0-0	0	0	0	0	0	0	1	0	0	1				
TEAM		1 1 2																
Totals.....		17-50	3-8	8-15	11	24	35	10	45	11	17	5	8	200				

HOME: Mississippi State (8-9, 0-5 SEC)

#	Player	rebounds										pf	tp	a	to	blk	s	min
		fg	3fg	ft	of	de	tot	pf	tp	a	to							
25	Ashley Brown*	1-6	0-0	1-2	7	8	15	1	3	0	2	1	3	35				
33	Mary Kathryn Govers*	1-9	0-2	0-0	1	2	3	4	2	1	2	0	1	28				
03	Diamber Johnson*	3-13	0-6	0-0	0	0	0	2	6	3	7	0	0	33				
04	Porsha Porter*	5-12	0-3	0-0	4	4	8	2	10	0	1	0	1	30				
34	Catrina Bett*	7-16	0-0	1-3	1	7	8	1	15	0	3	3	1	37				
01	Danielle Rector	0-1	0-0	0-0	0	1	1	0	0	0	0	0	0	3				
02	Dorriel Gaynor	2-5	1-3	0-0	4	0	4	3	5	3	4	0	0	22				
11	Katia May	0-0	0-0	0-0	0	0	0	0	0	0	0	0	0	6				
15	Brittany Young	0-0	0-0	0-0	0	0	0	0	0	0	0	0	0	7				
TEAM		3 4 7																
Totals.....		19-62	1-14	2-5	20	26	46	13	41	7	20	4	6	200				

Officials: Denise Brooks, Lawson Newton, Jules Gallien  
 Technical fouls: Auburn-None. Mississippi State-None.  
 Attendance: 850  
 Score by Periods

	1st	2nd	Total
Auburn	16	29	45
Mississippi State	22	19	41

STARKVILLE, Miss. - After trailing by six points at the half, Auburn's second-half defense kept the Tigers in the game as they defeated Mississippi State, 45-41, in Starkville, Miss., on Jan. 20. The win marked Auburn's fifth conference win of the season, tying last season's SEC total.

Alli Smalley and Blanche Alverson led the Tigers with 11 points each in the win. Jordan Greenleaf led the Auburn rebounding effort with 10.

The Tigers struggled offensively throughout the night, especially in the first half as they went into the locker room down six, having scored just 16 points on 6-of-29 shooting from the floor.

The Tigers caught a spark in the second half and relied on defense to get the job done. Auburn held Mississippi State to just two field goals in the last 7:35 of the game, both coming with less than 20 seconds left.

Smalley found a rhythm in the second half and was able to score 11 points for the Tigers, in addition to five rebounds, five assists and four steals. Mississippi native Chantel Hilliard also stepped up in the second half, scoring four of her seven points off the bench in the period. She also finished the game with six rebounds and a blocked shot.

Leading by just two points with less than 30 seconds left in the game, Smalley pulled up on the right side of the floor for her lone 3-pointer of the night, giving the Tigers a 42-37 lead. A pair of Smalley rebounds on the other end of the floor helped secure the win.

**Game 20: Jan. 23, 2011**  
**Auburn 53, #5/6 Tennessee 73**  
**Auburn Arena**  
**Auburn, Ala.**

Official Basketball Box Score -- Game Totals -- Final Statistics  
 Tennessee vs Auburn  
 01-23-11 2 p.m. at Auburn, Ala. -- Auburn Arena

VISITORS: Tennessee (19-2, 7-0 SEC)

#	Player	rebounds										pf	tp	a	to	blk	s	min
		fg	3fg	ft	of	de	tot	pf	tp	a	to							
05	BJORKLUND, Angie*	3-6	1-3	0-0	1	0	1	3	7	3	1	1	1	25				
40	STRICKLEN, Shekinna*	8-14	2-4	0-0	3	3	6	0	18	0	1	0	2	33				
52	CAIN, Kelley*	3-7	0-0	3-4	5	7	12	0	9	3	2	3	3	22				
10	SIMMONS, Meighan*	1-8	1-4	2-2	0	4	4	2	5	3	4	0	0	24				
13	SPANI, Taber*	3-8	2-4	0-0	1	2	3	2	8	1	2	0	2	18				
01	BASS, Briana	0-0	0-0	0-0	0	0	0	0	0	0	1	0	0	3				
04	WILLIAMS, Kamiko	0-4	0-1	1-2	1	2	3	0	1	4	2	0	1	20				
12	AVANT, Lauren	0-1	0-0	0-0	1	0	1	1	0	0	1	0	0	5				
15	MANNING, Alicia	0-0	0-0	0-0	0	0	0	0	2	0	0	1	0	6				
20	SMALLBONE, Sydney	0-0	0-0	0-0	0	0	0	0	0	0	0	0	0	1				
21	BAUGH, Vicki	3-4	0-0	3-4	2	0	2	1	9	0	1	0	0	7				
25	JOHNSON, Glory	7-12	0-0	2-2	4	9	13	1	16	0	2	2	1	26				
33	BREWER, Alyssia	0-1	0-0	0-0	0	3	3	1	0	0	1	1	0	9				
TEAM		1 1																
Totals.....		28-65	6-16	11-14	18	31	49	13	73	14	19	7	12	200				

HOME: Auburn (12-8, 5-2 SEC)

#	Player	rebounds										pf	tp	a	to	blk	s	min
		fg	3fg	ft	of	de	tot	pf	tp	a	to							
14	Alverson, Blanche*	3-11	3-9	0-0	1	0	1	2	9	1	3	0	2	29				
21	Greenleaf, Jordan*	4-14	0-0	2-2	3	6	9	2	10	2	2	0	1	31				
01	Toles, Morgan*	6-13	0-0	1-1	0	1	1	0	13	7	3	0	1	29				
04	Simmons, Parrisha*	1-1	0-0	0-0	2	0	2	2	2	2	0	0	0	13				
05	Smalley, Alli*	6-14	1-4	0-0	0	3	3	2	13	2	3	0	2	38				
02	Jennings, Morgan	0-0	0-0	0-0	0	1	1	0	0	0	1	0	0	5				
22	Glymph, Camille	0-1	0-1	0-0	0	0	0	0	1	3	0	0	0	7				
23	Hilliard, Chantel	0-0	0-0	0-0	0	0	0	0	1	0	2	0	0	2				
25	Williams, Jassany	1-2	0-0	0-1	2	2	4	1	2	0	1	0	1	17				
32	Tanner, Tyrese	2-9	0-5	0-0	2	1	3	0	4	0	2	1	1	16				
34	Davis, Peyton	0-2	0-0	0-1	0	0	0	3	0	0	0	0	0	13				
TEAM		4 5 9																
Totals.....		23-67	4-19	3-5	14	19	33	13	53	15	20	1	8	200				

Officials: Lisa Mattingly (R), Jesse Dickerson (U1), Dock Sisk (U2)  
 Technical fouls: Tennessee-None. Auburn-None.  
 Attendance: 7536  
 Score by Periods

	1st	2nd	Total
Tennessee	34	39	73
Auburn	19	34	53

AUBURN - Senior Alli Smalley and sophomore Morgan Toles led the Auburn women's basketball team with 13 points each as the Tigers fell to fifth-ranked Tennessee Jan. 23 in the Auburn Arena. A season-high crowd of 7,536 came out for the game, marking the third-largest crowd, men or women, in the new Arena.

The Lady Vols led by 20 early in the second half, but Auburn was able to chip away at the lead and cut it to 10 after a Blanche Alverson 3-pointer with 10:25 left in the game. Tennessee was able to hold off the Tiger run and went on to lead by as many as 25 late in the game before Auburn cut it back to 20 for the final, 73-53.

Senior Jordan Greenleaf led Auburn in rebounding with nine boards. She also scored 10 points in the game. Toles dished out a game-high seven assists along with her 13 points.

The Tigers shot 34.3 percent (23-of-67) from the field and just 21.1 percent (4-of-19) from 3-point range. Auburn also lost the rebounding battle, 49-34, but was able to score 13 points off Tennessee's 19 turnovers.

Shekinna Stricklen scored a game-high 18 points, leading Tennessee to the win. Glory Johnson grabbed a double-double with 16 points and 13 rebounds while Kelley Cain added nine points with 12 boards.

The Lady Vols shot 43.1 percent (28-of-65) from the field and 37.5 percent (6-of-16) from 3-point range.

**Game 21: Jan. 30, 2011**  
**Auburn 54, South Carolina 47**  
**Auburn Arena**  
**Auburn, Ala.**

Official Basketball Box Score -- Game Totals -- Final Statistics  
 South Carolina vs Auburn  
 01-30-11 2 p.m. at Auburn, Ala. -- Auburn Arena

VISITORS: South Carolina (12-10, 4-5 SEC)

#	Player	rebounds										pf	tp	a	to	blk	s	min
		fg-fga	3fg-fga	ft-ftf	of	de	tot	pf	tp	a	to							
03	WALKER, Ieasia*	5-16	2-4	0-3	1	5	6	4	12	0	3	0	3	34				
11	SUTTON, La'Keisha*	1-6	0-0	0-0	1	2	3	5	2	4	4	0	1	30				
22	NEWTON, Courtney*	2-5	0-3	1-2	1	2	3	1	5	1	0	0	1	30				
31	NAINIMA, Valerie*	1-4	0-3	0-0	0	1	1	1	2	2	2	0	1	24				
52	MAY, Jewel*	1-3	0-0	0-0	2	2	4	3	2	0	2	1	0	17				
01	WILSON, Ebony	0-0	0-0	0-0	1	0	1	0	0	0	0	0	0	2				
04	KENNEDY, Samone	0-1	0-1	0-0	0	0	0	0	0	0	0	2	0	8				
05	GRANT, Markeshia	2-9	2-4	2-2	1	4	5	3	8	1	1	0	1	25				
12	STEPHENS, Charenee	0-1	0-0	1-2	0	1	1	1	1	0	2	0	0	8				
21	BRUNER, Ashley	7-14	0-0	1-4	4	4	8	3	15	2	2	1	0	22				
TEAM							5	5	10									
Totals.....		19-59	4-15	5-13	16	26	42	21	47	10	18	2	7	200				

**Game 22: Feb. 3, 2011**  
**Auburn 38, #16/18 Kentucky 69**  
**Memorial Coliseum**  
**Lexington, Ky.**

Official Basketball Box Score -- Game Totals -- Final Statistics  
 Auburn vs Kentucky  
 02-03-11 7 p.m. at Lexington, Ky. (Memorial Coliseum)

VISITORS: Auburn (13-9, 6-3 SEC)

#	Player	fg-fga	3fg-fga	ft-fa	rebounds		pf	tp	a	to	blk	s	min
					of	de							
14	Alverson, Blanche*	5-11	2-5	0-0	0	4	4	1	12	0	4	1	0 30
21	Greenleaf, Jordan*	2-8	0-0	2-2	2	3	5	1	6	3	4	2	1 25
01	Toles, Morgan*	1-4	0-0	0-0	1	1	0	2	1	4	0	1	25
04	Simmons, Parrisha*	1-1	0-0	0-0	0	2	2	2	2	1	1	0	11
05	Smalley, Alli*	2-5	0-0	0-0	0	2	2	3	4	2	7	0	18
02	Jennings, Morgan	0-2	0-0	1-2	0	1	1	0	1	0	1	0	12
11	Strain, Courtney	3-7	1-2	0-0	0	1	1	1	7	0	0	0	19
20	West, Pascale	0-0	0-0	0-0	0	0	1	0	0	1	1	0	5
22	Glymph, Camille	1-5	0-1	0-0	0	2	2	0	2	1	1	0	10
23	Hilliard, Chantel	0-1	0-0	0-0	1	1	2	3	0	0	1	1	14
25	Williams, Jassany	0-0	0-0	0-0	0	1	1	3	0	0	1	0	10
32	Tanner, Tyrese	1-5	0-0	0-0	2	0	3	2	1	1	2	0	14
34	Davis, Peyton	0-0	0-0	0-0	0	1	1	2	0	1	0	0	7
TEAM					1	2	3			2			
Totals.....		16-49	3-8	3-4	6	21	27	20	38	10	28	7	3 200

HOME: Kentucky (18-4, 7-2 SEC)

#	Player	fg-fga	3fg-fga	ft-fa	rebounds		pf	tp	a	to	blk	s	min
					of	de							
34	DUNLAP, Victoria*	3-11	0-0	4-6	6	4	10	1	10	5	4	0	2 28
40	HENDERSON, Brittany*	5-9	0-0	3-7	4	3	7	1	13	0	2	0	24
01	MATHIES, A'dia*	3-10	1-3	2-2	2	2	4	2	9	2	4	1	4 31
05	MORROW, Carly*	1-5	0-4	0-0	0	3	3	0	2	0	2	0	14
32	EVANS, Kasline*	0-2	0-1	2-2	1	2	3	1	2	0	2	0	1 22
00	O'NEILL, Jennifer*	3-7	2-2	0-0	1	2	3	0	8	0	0	0	11
03	RILEY, Crystal*	1-3	0-0	0-0	0	0	1	2	4	1	0	0	9
04	SNOWDEN, Keyla*	4-7	2-3	1-2	1	2	0	1	11	1	1	0	3 15
10	PINKETT, Bernisha*	1-3	1-2	0-0	0	1	1	2	3	3	1	0	3 18
11	BARNETTE, Sarah Beth	3-3	3-3	0-0	1	3	4	3	9	0	1	1	1 15
20	CONWRIGHT, Maegan	0-2	0-0	0-0	0	1	1	1	0	1	1	0	11
31	DRAKE, Samantha	0-0	0-0	0-0	1	0	1	0	0	0	0	0	2
TEAM					1	4	5						
Totals.....		24-62	9-18	12-19	18	26	44	12	69	16	19	2	14 200

Officials: Dee Kantner, Bonita Spence, Dock Sisk  
 Technical fouls: Auburn-None. Kentucky-None.  
 Attendance: 6003

Score by Periods	1st	2nd	Total
Auburn	20	18	38
Kentucky	37	32	69

LEXINGTON, Ky. - The Auburn women's basketball team dropped a 69-38 decision at #16/18 Kentucky on Feb. 3. The Wildcats jumped out to an early lead, but Auburn was able to cut it to single digits before Kentucky made its push for the win.

Sophomore Blanche Alverson was the only Tiger to finish in double figures, leading the team with 12 points. Senior Jordan Greenleaf pulled down a team-high five rebounds along with her six points.

The Wildcats forced 28 Auburn turnovers, converting them into 25 points on the other end. Kentucky also won the rebounding battle, 44-27, including 18 offensive rebounds that turned into 18 second-chance points.

Kentucky opened the game with a 19-4 lead, but Auburn was able to come back and cut the lead to eight with 5:01 left. The Wildcats answered the Tigers' call, pushing the lead to 17 for a 37-20 halftime lead.

Auburn came out of the half with another run, scoring the first three field goals to cut the lead to 10 at 37-27 with 17:13 left in the game. But, a 15-2 Kentucky run put another comeback out of reach as the Wildcats took a 52-29 lead with 11:12 left in the game. Kentucky would out-score Auburn 32-18 in the second half to take the 69-38 win.

**Game 23: Feb. 6, 2011**  
**Auburn 45, Mississippi State 57**  
**Auburn Arena**  
**Auburn, Ala.**

Official Basketball Box Score -- Game Totals -- Final Statistics  
 Mississippi State vs Auburn  
 02-06-11 2 p.m. at Auburn, Ala. -- Auburn Arena

VISITORS: Mississippi State (9-13, 1-9 SEC)

#	Player	fg-fga	3fg-fga	ft-fa	rebounds		pf	tp	a	to	blk	s	min
					of	de							
25	Ashley Brown*	2-4	0-0	0-0	3	1	4	3	4	0	1	0	1 23
33	Mary Kathryn Govero*	5-10	2-4	0-0	1	2	3	3	12	3	3	1	4 37
34	Catrina Bett*	3-12	0-0	0-1	4	7	11	2	6	0	3	2	0 36
03	Diamba Johnson*	3-11	1-2	2-2	0	0	0	9	6	3	2	3	36
04	Parsha Porter*	8-16	5-6	0-0	2	3	5	2	21	4	6	0	4 38
01	Danielle Rector	1-3	0-2	2-2	1	2	3	1	4	1	1	0	1 14
02	Darriel Gaynor	0-1	0-1	0-0	0	2	2	0	0	0	1	0	0 8
05	Judith Tabala	0-0	0-0	1-2	1	1	2	1	1	0	0	0	0 3
11	Katia May	0-1	0-0	0-0	0	0	1	0	1	0	2	0	0 4
15	Brittany Young	0-0	0-0	0-0	0	0	0	0	0	0	0	0	0 1
TEAM					2	6	8						
Totals.....		22-58	8-15	5-7	14	24	38	13	57	15	20	5	13 200

HOME: Auburn (13-10, 6-4 SEC)

#	Player	fg-fga	3fg-fga	ft-fa	rebounds		pf	tp	a	to	blk	s	min
					of	de							
14	Alverson, Blanche*	8-17	3-7	0-0	0	4	4	0	19	0	2	0	1 38
21	Greenleaf, Jordan*	2-4	0-0	0-0	2	3	5	1	4	2	2	0	1 32
23	Hilliard, Chantel*	4-8	0-0	4-4	2	4	6	1	12	0	1	1	2 29
01	Toles, Morgan*	0-5	0-0	0-0	0	1	1	5	0	2	4	0	1 25
04	Simmons, Parrisha*	0-1	0-0	0-0	0	1	1	0	0	2	0	2	12
02	Jennings, Morgan	0-0	0-0	0-0	0	0	0	0	0	0	1	0	0 1
05	Smalley, Alli	2-7	1-2	0-1	2	0	2	2	5	1	5	0	2 19
11	Strain, Courtney	0-0	0-0	0-1	0	1	1	0	0	1	1	0	0 4
22	Glymph, Camille	0-2	0-0	0-0	0	1	1	0	0	3	2	1	0 13
25	Williams, Jassany	0-1	0-0	0-0	0	3	3	0	0	0	0	0	11
32	Tanner, Tyrese	1-6	0-2	3-4	5	1	6	1	5	1	3	0	0 14
34	Davis, Peyton	0-0	0-0	0-0	0	0	0	0	0	0	0	0	0 2
TEAM					2	5	7						
Totals.....		17-51	4-11	7-10	13	24	37	11	45	10	23	2	9 200

Officials: Eric Brewton (R), Kelly Johnson (U1), Eric Koch (U2)  
 Technical fouls: Mississippi State-None. Auburn-None.  
 Attendance: 3047

Score by Periods	1st	2nd	Total
Mississippi State	29	28	57
Auburn	28	17	45

AUBURN - The Auburn women's basketball team struggled to find an offensive rhythm Feb. 6 as the Tigers fell to Mississippi State, 57-45, at Auburn Arena. Sophomore Blanche Alverson led the Tigers in scoring with 19 points while Mississippi native Chantel Hilliard scored 12 with a team-high six rebounds in her second start of the season.

Hilliard was starting in place of senior Alli Smalley, who missed the last two days of practice with an illness. Smalley still made it into the game, scoring five points with two steals off the bench. The missed start ended a 106-game consecutive start run for Smalley, the second-longest in Auburn history behind Kristen Mulligan's 118 consecutive starts.

The game was also Auburn's Pink Zone Game to bring awareness to breast cancer. The Tigers teamed with Alfa Insurance to donate \$5,000 to the Montgomery-based Joy to Life Foundation.

Coming off a tough 69-38 loss at Kentucky on Thursday, the Tigers' offensive woes continued as Auburn shot 33.3 per cent from the field, including a season-low 17 points in the second half. As a team, the Bulldogs were 22-of-58 from the field, for 38 percent, and 5-of-7 from the line. Although entering the game last in the conference for 3-point shooting, State finished the day 8-of-15 from outside the arc.

Porter led the Bulldogs with 21 points followed by Mary Kathryn Govero with 12. Catina Bett pulled down a game-high 11 rebounds with her six points.

**Game 24: Feb. 10, 2011**  
**Auburn 52, LSU 55**  
**Pete Maravich Assembly Center**  
**Baton Rouge, La.**

Official Basketball Box Score -- Game Totals -- Final Statistics  
 Auburn vs LSU  
 02-10-11 7 p.m. at PMAAC (Baton Rouge, La.)

VISITORS: Auburn (13-11, 6-5 SEC)

#	Player	fg-fga	3fg-fga	ft-fa	rebounds		pf	tp	a	to	blk	s	min
					of	de							
14	Alverson, Blanche*	1-7	0-2	0-0	0	9	9	1	2	2	1	1	1 33
23	Hilliard, Chantel*	1-4	0-1	0-0	2	3	5	4	2	1	6	0	2 29
25	Williams, Jassany*	3-4	0-0	0-0	1	1	2	3	6	0	0	2	0 19
01	Toles, Morgan*	3-11	0-1	1-3	0	1	1	1	7	4	3	0	1 27
05	Smalley, Alli*	6-15	3-6	3-3	1	6	7	2	18	2	4	0	0 36
02	Jennings, Morgan	0-0	0-0	0-0	0	0	1	0	0	0	0	0	0 1
04	Simmons, Parrisha	0-2	0-0	0-0	3	4	7	1	0	1	1	0	0 10
11	Strain, Courtney	2-3	1-1	0-0	0	2	2	5	0	0	0	0	0 10
20	West, Pascale	2-2	0-0	0-0	0	1	1	4	0	2	1	0	0 13
22	Glymph, Camille	1-2	0-1	0-0	0	0	0	2	0	2	0	0	0 6
32	Tanner, Tyrese	2-6	1-2	1-2	3	1	4	5	6	1	1	0	0 13
34	Davis, Peyton	0-0	0-0	0-0	0	0	1	0	0	2	1	0	0 3
TEAM					3	3	6						
Totals.....		21-56	5-14	5-8	13	31	44	22	52	11	22	5	4 200

HOME: LSU (17-9, 7-5 SEC)

#	Player	rebounds											
		fg-fga	3fg-fga	ft-fa	of	tot	pf	tp	a	to	blk	s	min
35	TURNBOW, Taylor*	0-2	0-0	0-0	0	2	2	0	0	1	1	0	3 21
55	BARRETT, LaSondra*	3-14	0-1	3-4	3	6	3	9	0	3	0	0	0 33
01	GRAHAM, Katherine*	3-6	0-0	12-15	0	4	4	2	18	1	4	0	1 35
03	EASON, Latear*	0-2	0-1	0-0	0	4	4	0	0	1	1	0	1 13
10	WEBB, Adrienne*	3-9	2-4	2-3	0	1	1	3	10	0	0	1	1 28
05	KENNEY, Jeanne	2-6	1-4	0-1	0	2	2	1	5	0	1	0	2 17
15	LUTLEY, Bianca	0-1	0-1	0-0	0	0	0	0	0	1	0	0	0 2
20	HUGHES, Destini	0-3	0-1	2-2	0	1	3	3	2	3	1	1	4 24
22	JONES, Courtney	4-11	0-1	3-5	6	5	11	0	11	2	1	1	1 26
24	PLAISANCE, Thereso	0-1	0-0	0-0	0	0	0	0	0	0	0	0	0 1
TEAM						3	2	5					
Totals.....		15-55	3-13	22-30	14	24	38	12	55	9	13	3	13 200

**Game 25: Feb. 13, 2011**  
**Auburn 64, Arkansas 59**  
**Bud Walton Arena**  
**Fayetteville, Ark.**

Official Basketball Box Score -- Game Totals -- Final Statistics

Auburn vs Arkansas

02-13-11 4 p.m. at Fayetteville, Ark. (Bud Walton Arena)

VISITORS: Auburn (14-11, 7-5 SEC)

#	Player	rebounds												
		fg-fga	3fg-fga	ft-fa	of	de	tot	pf	tp	a	to	blk	s	min
14	Alverson, Blanche*	2-12	2-5	3-4	1	3	4	3	9	3	0	1	1	32
23	Hilliard, Chantel*	3-7	0-0	2-4	3	4	7	2	8	1	2	0	2	20
25	Williams, Jassony*	2-4	0-0	0-0	1	4	5	3	4	1	1	0	1	18
01	Toles, Morgan*	3-17	0-0	2-2	1	2	3	0	8	7	2	0	0	31
05	Smalley, Alli*	7-11	3-4	2-3	1	4	5	3	19	3	3	0	0	37
04	Simmons, Parrisha	0-0	0-0	0-0	1	1	2	0	0	0	0	0	0	7
11	Strain, Courtney	5-7	0-1	2-2	1	3	4	1	12	1	1	0	0	22
20	West, Pascale	0-0	0-0	0-2	0	1	1	0	0	0	0	0	0	4
32	Tanner, Tyrese	0-1	0-0	0-0	1	1	2	0	0	1	1	0	0	8
34	Davis, Peyton	2-5	0-0	0-0	3	3	6	4	4	1	3	3	0	21
TEAM		1				1								
Totals.....		24-64	5-10	11-17	14	26	40	17	64	18	13	5	3	200

HOME: Arkansas (16-8, 4-8 SEC)

#	Player	fg-fga	3fg-fga	ft-fa	of	de	tot	pf	tp	a	to	blk	s	min
03	TOWNSEND, Jamesha*	1-2	0-0	0-1	1	1	2	2	2	0	1	0	0	16
12	DANIELS, Ashley*	9-12	0-0	4-4	6	5	11	3	22	0	3	0	0	32
04	WATKINS, Sarah*	4-17	1-3	3-4	3	7	10	0	12	3	3	1	0	36
22	RICKETTS, C'aira*	2-10	0-1	3-4	0	6	6	2	7	4	2	0	1	25
33	HARRIS, Lyndsay*	2-12	1-7	2-3	0	3	3	7	0	4	0	2	3	38
01	PEAK, Keira	2-3	0-0	1-1	1	3	4	3	5	1	0	1	1	24
44	WILLIAMS, Quistelle	1-2	0-0	0-0	2	0	2	0	2	1	0	0	1	5
45	DELGADO, Yashira	1-5	0-2	0-0	0	2	2	2	2	4	3	1	1	24
TEAM						2	1	3						
Totals.....		22-63	2-13	13-17	15	28	43	15	59	13	16	3	6	200

Officials: Bob Trammell, Laura Morris, Eddie Novak

Technical fouls: Auburn-None. Arkansas-None.

Attendance: 1348

Score by Periods

1st 2nd Total

Auburn 28 36 64

Arkansas 29 30 59

Estimated Actual Attendance: 857

FAYETTEVILLE, Ark. - Blanche Alverson and Morgan Toles went 4-for-4 from the free-throw line in the final minute Feb. 13 at Arkansas, preserving Auburn's lead as the Tigers hung on for a 64-59 win over the Razorbacks. Senior Alli Smalley scored a team-high 19 points to lead the Tigers to the win while freshman Courtney Strain notched a career-high 12 points.

The teams traded the lead early in the first half, but Auburn was able to pull away by seven, 25-18, with 4:06 left. However, Arkansas finished the half on an 11-3 run to take a 29-28 lead into the locker room at halftime.

The teams traded the lead again early in the second half with neither team able to pull away by more than three points. Arkansas led by two after a Ricketts jumper gave the Razorbacks a 42-40 lead with 12:06 remaining when Smalley caught fire.

A Smalley basket and a subsequent 3-pointer gave Auburn the lead for good with 8:57 left. She scored again a minute later to give Auburn a four-point lead. The Tigers would go on to lead by as many as seven points with Arkansas getting no closer than three points the rest of the way. While Auburn's last field goal came with 1:46 left in the game, Auburn went 6-for-6 from the line the rest of the way to hold on to the lead and the win.

Ashley Daniels and Sarah Watkins each notched double-doubles to lead Arkansas. Watkins scored 12 points with 10 rebounds while Daniels tallied game-highs of 22 points and 11 rebounds.

**Game 26: Feb. 17, 2011**  
**Auburn 51, Alabama 59**  
**Auburn Arena**  
**Auburn, Ala.**

Official Basketball Box Score -- Game Totals -- Final Statistics

Alabama vs Auburn

02-17-11 6 p.m. at Auburn, Ala. -- Auburn Arena

VISITORS: Alabama (14-12, 3-10 SEC)

#	Player	fg-fga	3fg-fga	ft-fa	rebounds		pf	tp	a	to	blk	s	min
					of	de							
21	Jenkins, Tierney*	4-14	0-0	4-4	7	6	13	4	12	5	1	1	3 28
40	Horn, Kaneisha*	1-8	0-0	2-3	1	8	9	4	4	1	7	0	1 27
10	King, LaToya*	0-3	0-0	0-0	0	1	2	0	0	1	0	3	19
20	Raffington, Varisia*	6-7	3-3	3-4	0	2	2	0	18	0	2	0	0 24
23	Russell, Ericka*	4-8	4-8	0-0	0	2	2	1	12	4	0	0	1 35
03	Robinson, Jasmine	0-4	0-2	2-2	1	1	2	2	2	2	2	0	0 19
05	Farmer, Caliscia	1-3	0-0	2-2	2	1	3	0	4	0	2	0	1 9
12	Myers, Shafontay	0-1	0-1	0-0	0	0	0	0	0	0	0	0	2
22	Lee, Khristin	0-0	0-0	1-2	1	0	1	3	1	2	1	1	19
32	Mitcham, Alicia	3-5	0-0	0-0	0	3	3	0	6	1	2	2	1 18
TEAM				4		4							
Totals.....		19-56	7-14	14-17	12	28	40	16	59	14	19	4	11 200

HOME: Auburn (14-12, 7-6 SEC)

#	Player	rebounds												
		fg-fga	3fg-fga	ft-fa	of	de	tot	pf	tp	a	to	blk	s	min
14	Alverson, Blanche*	4-15	1-7	0-0	1	4	5	2	9	5	3	0	1	36
25	Williams, Jassany*	3-7	0-0	2-7	6	6	12	0	8	1	1	0	1	29
23	Hilliard, Chantel*	3-7	0-0	0-0	1	6	7	4	6	1	2	2	2	27
01	Toles, Morgan*	5-11	0-0	3-5	2	0	2	3	13	3	4	0	0	34
05	Smalley, Alli*	3-5	0-1	1-2	2	2	4	1	7	2	3	0	0	31
02	Jennings, Morgan	0-0	0-0	0-0	0	1	1	0	0	0	1	0	0	2
04	Simmons, Parrisha	0-0	0-0	0-0	0	1	1	0	0	0	0	0	0	2
11	Strain, Courtney	0-3	0-0	0-0	0	0	0	0	0	0	2	0	0	5
20	West, Pascale	0-0	0-0	0-0	0	0	0	0	0	0	0	0	0	3
22	Glymph, Camille	2-4	1-1	0-0	0	3	3	0	5	0	1	0	0	10
32	Tanner, Tyrese	1-7	0-4	1-2	1	3	4	3	3	1	2	1	0	17
34	Davis, Peyton	0-0	0-0	0-2	1	1	2	1	0	0	1	0	0	4
TEAM						2	1	3						
Totals.....		21-59	2-13	7-18	16	28	44	14	51	13	20	4	3	200

Officials: Scott Yarbrough, Cameron Inouye, Troy Winders

Technical fouls: Alabama-None. Auburn-None.

Attendance: 3735

Score by Periods

1st 2nd Total

Alabama 18 41 59

Auburn 27 24 51

AUBURN - Auburn sophomore Morgan Toles scored a team-high 13 points, but it was not enough as the Auburn women's basketball team fell to Alabama, 59-51, Feb. 17 at the Auburn Arena.

Auburn was outscored 41-24 in the second half after taking a nine-point lead at halftime.

Behind Toles' 13 points was sophomore Blanche Alverson with nine. Freshman Jassany Williams scored eight points along with a team-high 12 rebounds.

The Tigers owned the first half, shooting 42 percent from the field and carrying a 27-18 lead into the locker room. Alabama finished the first half shooting only 5-of-32 from the field.

The Crimson Tide, who shot only 15.6 percent from the floor in the first half, was good for 58 percent in the second. Auburn's lead was chipped away over the opening nine minutes of the second half, led by back-to-back Alabama 3-pointers from Varisia Raffington.

An Alabama layup from Alicia Mitchum at the 11:17 mark tied the game at 41-41. The Tigers never regained their lead as they were outscored 13-4 over the next five minutes. Auburn was able to cut the Alabama lead to five with 3:54 remaining, but were unable to find any points for the remainder of the contest.

Varisia Raffington led Alabama in scoring with 18 points while Tierney Jenkins and Ericka Russell each posted 12. Jenkins led the team in rebounding with 13.

**Game 27: Feb. 20, 2011**  
**Auburn 49, South Carolina 65**  
**Colonial Life Arena**  
**Columbia, S.C.**

Official Basketball Box Score -- Game Totals -- Final Statistics

Auburn vs South Carolina

02-20-11 2 p.m. at Columbia, S.C./Colonial Life Arena

VISITORS: Auburn (14-13, 7-7 SEC)

#	Player	fg-fga	3fg-fga	ft-fa	of	de	tot	pf	tp	a	to	blk	s	min	
14	Alverson, Blanche*	2-7	0-3	0-0	0	4	4	0	4	0	2	1	1	29	
25	Williams, Jassany*	1-6	0-0	0-2	2	1	3	0	2	0	4	1	0	17	
01	Toles, Morgan*	4-8	0-0	3-4	0	2	2	2	11	7	2	0	1	28	
02	Jennings, Morgan*	2-5	0-0	2-2	3	1	4	3	6	0	2	0	3	33	
05	Smalley, Alli*	2-5	0-2	0-0	0	2	2	5	4	1	3	1	2	25	
04	Simmons, Parrisha	1-3	0-0	0-0	1	0	1	1	2	0	0	0	0	16	
11	Strain, Courtney	0-1	0-0	0-0	1	1	2	0	0	1	0	0	0	6	
22	Glymph, Camille	2-4	1-2	0-0	1	1	2	1	5	2	0	0	1	12	
23	Hilliard, Chantel	5-6	0-0	1-2	1	2	3	1	11	0	4	0	1	20	
32	Tanner, Tyrese	2-5	0-0	0-0	1	0	1	0	4	0	1	0	0	12	
34	Davis, Peyton	0-0	0-0	0-0	0	0	0	0	0	0	0	0	0	2	
TEAM						3	2	5							
Totals.....		21-50	1-7	6-10	13	16	29	13	49	11	19	3	9	200	

HOME: South Carolina (16-11, 8-6 SEC)

#	Player	rebounds												
		fg-fga	3fg-fga	ft-fa	of	de	tot	pf	tp	a	to	blk	s	min
52	MAY, Jewel	0-2	0-0	0-0	0	2	3	5	5	0	0	2	0	1 11
03	WALKER, Ieasia	0-3	0-1	0-0	0	1	1	0	0	0	1	0	3 19	
11	SUTTON, La'Keisha	10-17	1-2	3-5	0	2	2	2	24	2	6	1	0 38	
22	NEWTON, Courtney	2-5	2-5	0-0	2	1	3	1	6	4	0	0	2 28	
31	NAINIMA, Valerie	4-9	3-4	4-4	0	1	1	0	15	3	0	0	0 29	
01	WILSON, Ebony	0-0	0-0	0-0	0	0	0	0	0	0	0	0	0 10	
05	GRANT, Markeshia	2-9	1-4	0-0	1	4	5	3	5	2	3	0	0 27	
12	STEPHENS, Charenee	0-1	0-0	1-2	1	3	2	1	0	1	0	1	0 16	
21	BRUNER, Ashley	6-9	0-0	2-4	5	1	6	0	14	0	3	0	0 22	
	TEAM				5	4	9							
	Totals.....	24-55	7-16	10-15	17	18	35	13	65	11	16	1	7 200	

**Game 28: Feb. 24, 2011**  
**Auburn 63, #22 Georgia 58**  
**Stegeman Coliseum**  
**Athens, Ga.**

Official Basketball Box Score -- Game Totals -- Final Statistics  
 Auburn vs Georgia  
 02-24-11 7 p.m. at Stegeman Coliseum -- Athens, Ga.

VISITORS: Auburn (15-13, 8-7 SEC)

#	Player	rebounds										pf	tp	a	to	blk	s	min
		fg-fga	3fg-fga	ft-fa	of	de	tot	pf	tp	a	to	blk						
02	Jennings, Morgan*	4-8	0-0	2-2	0	3	3	1	10	3	6	0	2	31				
05	Smalley, Alli*	8-14	2-3	4-4	0	2	2	3	22	5	7	0	4	36				
14	Alverson, Blanche*	4-8	0-2	2-3	1	4	5	2	10	0	1	0	1	31				
23	Hilliard, Chantel*	1-3	0-0	2-4	1	3	4	2	4	1	1	0	2	23				
25	Williams, Jassany*	4-6	0-0	0-1	2	5	7	2	8	0	0	2	2	27				
04	Simmons, Parrisha	0-0	0-0	0-0	0	1	1	3	0	0	1	0	0	11				
11	Strain, Courtney	1-2	0-0	0-0	0	0	0	1	2	0	0	0	1	10				
22	Glymph, Camille	0-1	0-1	0-0	0	0	0	0	0	0	1	0	0	4				
32	Tanner, Tyrese	1-5	0-1	3-6	1	5	6	2	5	0	2	1	1	19				
34	Davis, Peyton	1-2	0-0	0-0	0	1	1	0	2	0	0	0	0	8				
TEAM					1	3	4											
Totals.....		24-49	2-7	13-20	6	27	33	16	63	9	19	3	13	200				

HOME: Georgia (20-8, 10-5 SEC)

#	Player	rebounds										pf	tp	a	to	blk	s	min
		fg-fga	3fg-fga	ft-fa	of	de	tot	pf	tp	a	to	blk						
01	Khaalidah Miller*	7-14	6-12	0-0	2	3	5	2	20	1	1	0	1	40				
10	Jasmine James*	4-14	0-6	0-1	1	4	5	2	8	2	4	0	2	40				
11	Meredith Mitchell*	2-4	0-1	1-2	0	1	1	5	5	5	0	0	0	23				
12	Jasmine Hassell*	3-7	0-0	2-4	4	6	10	2	8	0	3	1	0	28				
21	Porsha Phillips*	4-13	0-1	5-5	3	9	12	2	13	0	5	0	2	35				
03	Anne Marie Armstrong	1-6	0-4	2-2	2	1	3	2	4	1	1	0	1	25				
23	Tamika Willis	0-1	0-0	0-0	0	0	0	1	0	0	2	1	0	9				
TEAM											1							
Totals.....		21-59	6-24	10-14	12	24	36	16	58	9	17	2	6	200				

Officials: Lisa Mattingly, Kim Thebo, Ken Droyton  
 Technical fouls: Auburn-None. Georgia-None.

Attendance: 3016

Score by Periods	1st	2nd	Total
Auburn	24	39	63
Georgia	28	30	58

**ATHENS, Ga.** - For the first time since Feb. 7, 1993, the Auburn women's basketball team will leave Athens, Ga., the victors as the Tigers defeated 22nd-ranked Georgia, 63-58, Feb. 24 in Stegeman Coliseum.

Senior Alli Smalley scored a game-high 22 points, including Auburn's last five points of the game. With the game tied 58-58, Smalley drove the baseline for a layup and a foul by Georgia's Khaalidah Miller. Smalley completed the old-fashioned three-point play to give Auburn the lead.

Georgia had three 3-point attempts the next time down the court, but the Tigers were able to contest each of the shots and get the ball back with six seconds remaining. After being fouled, Smalley hit a pair of free throws with five second left to seal the Auburn victory.

Smalley completed the all-around effort with game-highs of five assists and four steals. The steals were four of Auburn's 13 on the night, leading the Tigers to score 20 points off Georgia's 17 turnovers.

Behind Smalley was junior Morgan Jennings and sophomore Blanche Alverson with 10 points each. Freshman Jassany Williams scored eight points with a team-high seven rebounds.

Miller led the Bulldogs with 20 points, followed by Porsha Phillips with 13 points and a game-high 12 rebounds. Jasmine James and Jasmine Hassell scored eight points each with Hassell added 10 boards.

**Game 29: Feb. 27, 2011**  
**Auburn 62, #20/20 Kentucky 76**  
**Auburn Arena**  
**Auburn, Ala.**

Official Basketball Box Score -- Game Totals -- Final Statistics  
 Kentucky vs Auburn  
 02-27-11 11 p.m. at Auburn, Ala. -- Auburn Arena

VISITORS: Kentucky (22-7, 11-5 SEC)

#	Player	rebounds										pf	tp	a	to	blk	s	min
		fg-fga	3fg-fga	ft-fa	of	de	tot	pf	tp	a	to	blk						
34	DUNLAP, Victoria*	7-13	0-0	5-6	3	4	7	3	19	2	3	2	3	34				
40	HENDERSON, Brittany*	2-2	0-0	2-2	0	4	4	1	6	0	0	0	2	15				
01	MATHIES, A'dia*	2-6	1-1	8-12	3	0	3	4	13	4	1	1	4	32				
04	SNOWDEN, Keyla*	4-13	2-10	1-2	1	0	1	3	11	3	2	0	2	23				
10	PINKETT, Bernisha*	2-4	0-0	2-3	1	1	2	3	6	0	4	0	1	13				
00	O'NEILL, Jennifer	1-4	1-2	2-2	0	1	1	1	5	1	4	0	0	16				
03	RILEY, Crystal	1-2	0-0	2-2	0	0	0	0	4	0	1	0	2	18				
11	BARNETTE, Sarah Beth	0-0	0-0	0-0	0	0	0	1	0	0	0	0	0	1				
20	CONWRIGHT, Moegen	4-6	0-1	2-3	4	1	5	2	10	2	2	0	1	32				
32	EVANS, Kastine	0-1	0-0	2-2	0	2	2	1	2	1	1	0	0	16				
TEAM					3	4	7											
Totals.....		23-51	4-14	26-34	15	17	32	19	76	13	18	3	15	200				

HOME: Auburn (15-14, 8-8 SEC)

#	Player	rebounds										pf	tp	a	to	blk	s	min
		fg-fga	3fg-fga	ft-fa	of	de	tot	pf	tp	a	to	blk						
14	Alverson, Blanche*	4-14	2-9	0-0	3	5	8	1	10	2	9	0	0	36				
25	Williams, Jassany*	0-1	0-0	0-0	0	0	0	1	0	0	0	0	1	10				
23	Hilliard, Chantel*	5-9	0-1	0-1	0	4	4	4	10	1	4	1	0	32				
02	Jennings, Morgan*	5-8	0-1	6-7	0	0	0	3	16	4	4	0	1	33				
05	Smalley, Alli*	7-15	4-8	6-6	1	4	5	3	24	2	6	0	0	38				
04	Simmons, Parrisha	0-1	0-0	0-2	5	1	6	4	0	1	2	0	2	20				
11	Strain, Courtney	1-4	0-0	0-0	0	1	1	0	2	0	1	0	1	9				
22	Glymph, Camille	0-0	0-0	0-0	1	0	1	0	0	0	0	0	0	2				
32	Tanner, Tyrese	0-1	0-0	0-0	3	1	4	0	0	1	2	0	0	9				
34	Davis, Peyton	0-2	0-0	0-0	2	2	4	4	0	1	1	0	1	11				
TEAM					3	3												
Totals.....		22-55	6-19	12-16	18	18	36	20	62	12	29	1	6	200				

Officials: Mary Day (R), Wesley Dean (U1), Eric Baker (U2)

Technical fouls: Kentucky-None. Auburn-None.

Attendance: 3274

Score by Periods	1st	2nd	Total
Kentucky	30	46	76
Auburn	33	29	62

**AUBURN** - The Auburn women's basketball team was unable to hold off surging No. 20/20 Kentucky as the Tigers fell 76-62 to close out the regular season Feb. 27 at the Auburn Arena.

Senior Alli Smalley recorded a season-high 24 points in her final home game as a Tiger, followed by junior Morgan Jennings with a career-high 16. Junior Chantel Hilliard added 10 points while sophomore Blanche Alverson scored 10 and pulled down a team-high eight boards.

Auburn battled back-and-forth with the Wildcats in an opening half that saw seven ties and five lead changes. A pair of Kentucky free throws tied the game at 30 with 49 seconds left in the half. A Peyton Davis steal with just seconds remaining led into a 25-foot running buzzer-beater from Smalley, igniting the crowd and sending the Tigers into the half up, 33-30.

Although the Wildcat defense amped up the pressure in the second half, they were unable to slow Smalley who scored 15 second-half points. The Arab, Ala., native was 3-of-6 from outside the arc in the second half and connected on all four free-throw attempts.

The high-pressure Kentucky defense began to take its toll on the Auburn offense as the half wore on with the Wildcats slowly pulling away from the Tigers. A Victoria Dunlap layup with 4:57 left gave Kentucky its first double-digit lead of the game. The Tigers, however, could never bring the deficit back to single-digits as the Wildcats pulled away for the 76-62 win.

**Game 30: March 3, 2011**  
**Auburn 47, Mississippi State 49**  
**Bridgestone Arena**  
**Nashville, Tenn.**  
**SEC Tournament First Round**

Official Basketball Box Score -- Game Totals -- Final Statistics  
 Mississippi State vs Auburn  
 03-03-11 9 p.m. at Nashville, Tenn., (Bridgestone Arena)

VISITORS: Mississippi State (13-16)

#	Player	rebounds										pf	tp	a	to	blk	s	min
		fg-fga	3fg-fga	ft-fa	of	de	tot	pf	tp	a	to	blk						
25	Ashley Brown*	1-5	0-0	0-0	4	5	9	5	2	0	3	1	2	30				
34	Catrina Bett*	4-6	0-0	2-2	0	6	6	2	10	0	4	4	0	37				
03	Diember Johnson*	6-16	2-7	2-4	2	3	5	0	16	3	2	0	0	37				
04	Porsha Porter*	1-10	1-6	0-0	2	5	7	2	3	2	3	0	1	38				
33	Mary Kathryn Govers*	5-12	2-6	3-4	0	1	1	3	15	3	5	1	1	39				
01	Danielle Rector	1-1	1-1	0-0	0	0	0	0	1	3	0	1	0	13				
02	Darriel Gaynor	0-0	0-0	0-0	0	0	0	1	0	0	1	0	0	6				
TEAM					5	2	7											
Totals.....		18-50	6-20	7-10	13	22	35	14	49	8	19	6	4	200				

HOME: Auburn (15-15)

#	Player	rebounds										pf	tp	a	to	blk	s	min
		fg-fga	3fg-fga	ft-fa	of	de	tot	pf	tp	a	to	blk						
14	Alverson, Blanche*	0-5	0-2	0-0	2	4	6	0	0	0	0	0	0	25				
23	Hilliard, Chantel*	8-15	0-0	2-5	6	5	11	4	18	0	3	1	1	34				
25	Williams, Jassany*	1-6	0-0	0-0	3	1	4	2	2	0	3	0	1	22				
02	Jennings, Morgan*	0-4	0-0	1-2	0	4	4	3	1	3	6	0	0	30				
05	Smalley, Alli*	7-18	0-6	0-0	1	2	3	4	14	2	2	0	0	34				

**Neutral-Site Statistics**

<b>RECORD:</b>	<b>OVERALL</b>	<b>HOME</b>	<b>AWAY</b>	<b>NEUTRAL</b>
ALL GAMES	1-3	0-0	0-0	1-3
CONFERENCE	0-0	0-0	0-0	0-0
NON-CONFERENCE	1-3	0-0	0-0	1-3

#	Player	gp-gs	min	avg	Total		3-Point		F-Throw		Rebounds				pf	dq	a	to	blk	stl	pts	avg
					fg-fga	fg%	3fg-fga	3fg%	ft-fa	ft%	off	def	tot	avg								
05	Smalley, Alli	4-4	111	27.8	23-52	.442	9-21	.429	4-4	1.000	3	7	10	2.5	9	0	8	9	0	5	59	14.8
01	Toles, Morgan	3-2	66	22.0	12-23	.522	0-1	.000	2-4	.500	4	2	6	2.0	4	0	9	4	0	6	26	8.7
23	Hilliard, Chantel	4-2	73	18.3	14-30	.467	0-0	.000	3-8	.375	7	9	16	4.0	8	0	2	6	2	2	31	7.8
14	Alverson, Blanche	4-4	91	22.8	8-27	.296	2-13	.154	6-7	.857	5	7	12	3.0	4	0	2	6	0	0	24	6.0
04	Simmons, Parrisha	4-1	65	16.3	7-14	.500	0-0	.000	7-14	.500	7	5	12	3.0	2	0	6	1	0	3	21	5.3
02	Jennings, Morgan	4-1	76	19.0	8-22	.364	0-0	.000	4-8	.500	2	9	11	2.8	7	0	4	10	0	3	20	5.0
32	Tanner, Tyrese	4-1	69	17.3	7-25	.280	0-5	.000	6-14	.429	6	5	11	2.8	7	0	2	5	2	6	20	5.0
11	Strain, Courtney	4-1	56	14.0	4-17	.235	2-8	.250	5-8	.625	1	1	2	0.5	2	0	2	5	0	3	15	3.8
25	Williams, Jassany	4-1	66	16.5	5-16	.313	0-0	.000	2-4	.500	8	10	18	4.5	8	0	1	3	3	3	12	3.0
21	Greenleaf, Jordan	3-3	84	28.0	2-13	.154	0-0	.000	2-4	.500	11	2	13	4.3	7	0	5	6	2	4	6	2.0
34	Davis, Peyton	4-0	23	5.8	3-8	.375	0-0	.000	0-1	.000	2	1	3	0.8	3	0	2	1	0	0	6	1.5
20	West, Pascale	3-0	20	6.7	0-1	.000	0-0	.000	1-4	.250	1	2	3	1.0	6	0	0	2	0	1	1	0.3
Team											12	14	26					4				
Total.....		4	800		93-248	.375	13-48	.271	42-80	.525	69	74	143	35.8	67	0	43	62	9	36	241	60.2
Opponents.....		4	800		82-196	.418	26-68	.382	51-70	.729	51	106	157	39.2	74	2	36	96	15	24	241	60.2

<b>TEAM STATISTICS</b>	<b>AU</b>	<b>OPP</b>
SCORING	241	241
Points per game	60.2	60.2
Scoring margin	+0.0	-
FIELD GOALS-ATT	93-248	82-196
Field goal pct	.375	.418
3 POINT FG-ATT	13-48	26-68
3-point FG pct	.271	.382
3-pt FG made per game	3.3	6.5
FREE THROWS-ATT	42-80	51-70
Free throw pct	.525	.729
F-Throws made per game	10.5	12.8
REBOUNDS	143	157
Rebounds per game	35.8	39.2
Rebounding margin	-3.5	-
ASSISTS	43	36
Assists per game	10.8	9.0
TURNOVERS	62	96
Turnovers per game	15.5	24.0
Turnover margin	+8.5	-
Assist/turnover ratio	0.7	0.4
STEALS	36	24
Steals per game	9.0	6.0
BLOCKS	9	15
Blocks per game	2.3	3.8
ATTENDANCE	0	12111
Home games-Avg/Game	0-0	0-0
Neutral site-Avg/Game	-	4-3028

<b>Date</b>	<b>Opponent</b>	<b>Score</b>	<b>Att.</b>
# 11-26-10	vs Sacred Heart	L 53-65	371
# 11-27-10	vs Seton Hall	W 85-51	247
! 12-18-10	vs Purdue	L 56-76	7666
\$ 03-03-11	vs MISSISSIPPI STATE	L 47-49	3827

\* - Southeastern Conference game

# - Junkanoo Jam (Freeport, Bahamas)

\$ - Southeastern Conference Tournament (Nashville, Tenn.)

! - Boilermaker Blockbuster (Conseco Fieldhouse, Indianapolis, Ind.)

<b>Score by Periods</b>	<b>1st</b>	<b>2nd</b>	<b>Totals</b>
Auburn	111	130	241
Opponents	121	120	241

## SEC Statistics

RECORD:	OVERALL	HOME	AWAY	NEUTRAL
ALL GAMES	8-8	4-4	4-4	0-0
CONFERENCE	8-8	4-4	4-4	0-0
NON-CONFERENCE	0-0	0-0	0-0	0-0

#	Player	gp-gs	min	avg	Total		3-Point		F-Throw		Rebounds				pf	dq	a	to	blk	stl	pts	avg
					fg-fga	fg%	3fg-fga	3fg%	ft-fga	ft%	off	def	tot	avg								
05	Smalley, Alli	16-15	506	31.6	70-155	.452	24-52	.462	22-27	.815	11	47	58	3.6	39	1	37	62	2	28	186	11.6
14	Alverson, Blanche	16-16	514	32.1	68-183	.372	26-88	.295	9-15	.600	13	68	81	5.1	24	0	17	38	11	19	171	10.7
21	Greenleaf, Jordan	10-10	327	32.7	38-88	.432	0-0	.000	18-28	.643	31	35	66	6.6	22	1	23	21	9	15	94	9.4
01	Toles, Morgan	14-14	426	30.4	52-139	.374	1-2	.500	20-30	.667	9	31	40	2.9	20	1	70	39	1	11	125	8.9
23	Hilliard, Chantel	16-6	284	17.8	35-69	.507	0-2	.000	21-32	.656	19	38	57	3.6	29	0	5	32	7	12	91	5.7
32	Tanner, Tyrese	16-0	228	14.3	25-84	.298	2-20	.100	18-26	.692	26	23	49	3.1	25	1	13	23	12	4	70	4.4
11	Strain, Courtney	10-0	95	9.5	14-31	.452	2-6	.333	3-5	.600	3	9	12	1.2	6	0	3	6	0	2	33	3.3
25	Williams, Jassany	16-6	233	14.6	19-42	.452	0-0	.000	11-23	.478	19	37	56	3.5	21	0	2	17	9	13	49	3.1
02	Jennings, Morgan	15-3	175	11.7	14-39	.359	0-1	.000	13-15	.867	4	10	14	0.9	9	0	11	22	0	9	41	2.7
22	Glymph, Camille	11-0	78	7.1	7-23	.304	2-9	.222	2-2	1.000	2	7	9	0.8	3	0	8	12	1	2	18	1.6
04	Simmons, Parrisha	16-10	214	13.4	10-30	.333	0-0	.000	5-14	.357	25	26	51	3.2	24	0	12	14	0	5	25	1.6
34	Davis, Peyton	12-0	93	7.8	6-17	.353	0-0	.000	5-8	.625	11	10	21	1.8	20	0	4	8	5	3	17	1.4
20	West, Pascale	5-0	27	5.4	2-2	1.000	0-0	.000	0-2	.000	0	2	2	0.4	4	0	0	3	2	0	4	0.8
Team											31	37	68					6				
Total.....		16	3200		360-902	.399	57-180	.317	147-227	.648	204	380	584	36.5	246	4	205	303	59	123	924	57.8
Opponents.....		16	3200		350-922	.380	78-238	.328	185-261	.709	230	377	607	37.9	245	5	196	284	47	145	963	60.2

TEAM STATISTICS	AU	OPP	Date	Opponent	Score	Att.
SCORING	924	963	* 01-02-11	at Alabama	w 66-55	2906
Points per game	57.8	60.2	* 01-06-11	FLORIDA	w 73-56	1981
Scoring margin	-2.4	-	* 01-09-11	at Vanderbilt	L 59-67	4146
FIELD GOALS-ATT	360-902	350-922	* 01-13-11	OLE MISS	w 85-73	2277
Field goal pct	.399	.380	* 01-16-11	LSU	w 65-53	3088
3 POINT FG-ATT	57-180	78-238	* 01-20-11	at Mississippi State	w 45-41	850
3-point FG pct	.317	.328	* 01-23-11	TENNESSEE	L 53-73	7536
3-pt FG made per game	3.6	4.9	* 01-30-11	SOUTH CAROLINA	w 54-47	3110
FREE THROWS-ATT	147-227	185-261	* 02-03-11	at KENTUCKY	L 38-69	6003
Free throw pct	.648	.709	* 02-06-11	MISSISSIPPI STATE	L 45-57	3047
F-Throws made per game	9.2	11.6	* 02-10-11	at LSU	L 52-55	2517
REBOUNDS	584	607	* 02-13-11	at Arkansas	w 64-59	1348
Rebounds per game	36.5	37.9	* 02-17-11	ALABAMA	L 51-59	3735
Rebounding margin	-1.4	-	* 02-20-11	at South Carolina	L 49-65	4114
ASSISTS	205	196	* 02-24-11	at Georgia	w 63-58	3016
Assists per game	12.8	12.3	* 02-27-11	KENTUCKY	L 62-76	3274
TURNOVERS	303	284	* - Southeastern Conference game			
Turnovers per game	18.9	17.8	# - Junkanoo Jam (Freeport, Bahamas)			
Turnover margin	-1.2	-	! - Boilermaker Blockbuster (Conseco Fieldhouse, Indianapolis, Ind.)			
Assist/turnover ratio	0.7	0.7				
STEALS	123	145				
Steals per game	7.7	9.1				
BLOCKS	59	47				
Blocks per game	3.7	2.9				
ATTENDANCE	28048	24900				
Home games-Avg/Game	8-3506	8-3112				
Neutral site-Avg/Game	-	0-0				

Score by Periods	1st	2nd	Totals
Auburn	405	519	924
Opponents	430	533	963

## Season Statistics

RECORD:	OVERALL	HOME	AWAY	NEUTRAL
ALL GAMES	15-15	8-7	6-5	1-3
CONFERENCE	8-8	4-4	4-4	0-0
NON-CONFERENCE	7-7	4-3	2-1	1-3

##	Player	gp-gs	min	avg	Total		3-Point		F-Throw		Rebounds				pf	dq	a	to	blk	stl	pts	avg
					fg-fga	fg%	3fg-fga	3fg%	ft-fa	ft%	off	def	tot	avg								
05	Smalley, Alli	30-29	898	29.9	135-337	.401	46-120	.383	48-63	.762	22	73	95	3.2	67	1	63	90	4	48	364	12.1
14	Alverson, Blanche	30-30	893	29.8	121-317	.382	49-162	.302	25-35	.714	31	108	139	4.6	43	0	32	58	17	26	316	10.5
21	Greenleaf, Jordan	23-23	737	32.0	81-197	.411	1-5	.200	47-69	.681	90	81	171	7.4	50	1	39	46	27	38	210	9.1
01	Toles, Morgan	27-24	772	28.6	98-245	.400	1-4	.250	34-55	.618	24	56	80	3.0	37	1	139	59	1	30	231	8.6
23	Hilliard, Chantel	30-8	499	16.6	76-145	.524	0-2	.000	37-56	.661	39	65	104	3.5	55	0	9	48	12	18	189	6.3
32	Tanner, Tyrese	30-3	421	14.0	46-147	.313	6-37	.162	35-54	.648	42	45	87	2.9	51	1	23	43	21	17	133	4.4
25	Williams, Jassany	30-7	450	15.0	42-108	.389	0-0	.000	25-47	.532	47	64	111	3.7	48	1	4	37	21	25	109	3.6
02	Jennings, Morgan	29-6	400	13.8	33-89	.371	0-1	.000	29-43	.674	17	31	48	1.7	27	0	32	43	2	26	95	3.3
11	Strain, Courtney	22-1	200	9.1	20-65	.308	5-17	.294	8-13	.615	5	13	18	0.8	11	0	6	15	0	7	53	2.4
04	Simmons, Parrisha	30-19	431	14.4	23-65	.354	0-0	.000	26-58	.448	52	45	97	3.2	36	0	27	26	2	17	72	2.4
22	Glymph, Camille	11-0	78	7.1	7-23	.304	2-9	.222	2-2	1.000	2	7	9	0.8	3	0	8	12	1	2	18	1.6
34	Davis, Peyton	24-0	153	6.4	12-38	.316	0-0	.000	9-15	.600	17	14	31	1.3	32	0	7	11	6	4	33	1.4
20	West, Pascale	12-0	68	5.7	5-7	.714	0-0	.000	1-6	.167	1	5	6	0.5	15	0	1	9	2	1	11	0.9
Team											63	72	135				11					
Total.....		30	6000		699-1783	.392	110-357	.308	326-516	.632	452	679	1131	37.7	475	5	390	508	116	259	1834	61.1
Opponents.....		30	6000		660-1679	.393	161-461	.349	338-474	.713	411	723	1134	37.8	501	12	354	565	95	232	1819	60.6

TEAM STATISTICS	AU	OPP
SCORING	1834	1819
Points per game	61.1	60.6
Scoring margin	+0.5	-
FIELD GOALS-ATT	699-1783	660-1679
Field goal pct	.392	.393
3 POINT FG-ATT	110-357	161-461
3-point FG pct	.308	.349
3-pt FG made per game	3.7	5.4
FREE THROWS-ATT	326-516	338-474
Free throw pct	.632	.713
F-Throws made per game	10.9	11.3
REBOUNDS	1131	1134
Rebounds per game	37.7	37.8
Rebounding margin	-0.1	-
ASSISTS	390	354
Assists per game	13.0	11.8
TURNOVERS	508	565
Turnovers per game	16.9	18.8
Turnover margin	+1.9	-
Assist/turnover ratio	0.8	0.6
STEALS	259	232
Steals per game	8.6	7.7
BLOCKS	116	95
Blocks per game	3.9	3.2
ATTENDANCE	45087	38762
Home games-Avg/Game	15-3006	11-2423
Neutral site-Avg/Game	-	4-3028

Score by Periods	1st	2nd	Totals
Auburn	840	994	1834
Opponents	828	991	1819

Date	Opponent	Score	Att.
11-12-10	MERCER	W 79-61	2459
11-15-10	FLORIDA STATE	L 61-67	2176
11-18-10	DUKE	L 62-75	3188
11-22-10	at USF	L 49-67	1106
# 11-26-10	vs Sacred Heart	L 53-65	371
# 11-27-10	vs Seton Hall	W 85-51	247
12-02-10	SOUTH ALABAMA	W 75-70	2006
12-04-10	TEMPLE	L 61-62	3206
12-15-10	at George Washington	W 52-45	320
! 12-18-10	vs Purdue	L 56-76	7666
12-21-10	at Chicago State	W 67-63	325
12-28-10	ALABAMA A&M	W 84-45	2039
12-30-10	JACKSONVILLE STATE	W 79-60	1965
* 01-02-11	at Alabama	W 66-55	2906
* 01-06-11	FLORIDA	W 73-56	1981
* 01-09-11	at Vanderbilt	L 59-67	4146
* 01-13-11	OLE MISS	W 85-73	2277
* 01-16-11	LSU	W 65-53	3088
* 01-20-11	at Mississippi State	W 45-41	850
* 01-23-11	TENNESSEE	L 53-73	7536
* 01-30-11	SOUTH CAROLINA	W 54-47	3110
* 02-03-11	at KENTUCKY	L 38-69	6003
* 02-06-11	MISSISSIPPI STATE	L 45-57	3047
* 02-10-11	at LSU	L 52-55	2517
* 02-13-11	at Arkansas	W 64-59	1348
* 02-17-11	ALABAMA	L 51-59	3735
* 02-20-11	at South Carolina	L 49-65	4114
* 02-24-11	at Georgia	W 63-58	3016
* 02-27-11	KENTUCKY	L 62-76	3274
\$ 03-03-11	vs MISSISSIPPI STATE	L 47-49	3827

\* - Southeastern Conference game

# - Junkanoo Jam (Freeport, Bahamas)

\$ - Southeastern Conference Tournament (Nashville, Tenn.)

! - Boilermaker Blockbuster (Conseco Fieldhouse, Indianapolis, Ind.)

## 2011 WNIT Bracket

