



2019-20 AUBURN WOMEN'S BASKETBALL

AUBURN ATHLETICS COMMUNICATIONS: 392 SOUTH DONAHUE DRIVE || AUBURN, AL 36830 || AUBURNTIGERS.COM || @AUBURNWBB

2019-20 SCHEDULE/RESULTS 9-15, 3-10 SEC

DATE	OPPONENT	TIME/TV/RESULT
Nov. 6	WOFFORD	W 84-82
Nov. 14	OLD DOMINION	L 77-89
Nov. 21	at UAB	L 75-80
Nov. 24	ST. JOSEPH'S	W 66-62
Nov. 29	1-vs. Middle Tennessee	L 50-73
Nov. 30	1-vs. Dayton (OT)	W 76-74
Dec. 1	1-vs. Drake	L 82-83
Dec. 4	at South Alabama	W 82-62
Dec. 7	2-at TCU	L 65-80
Dec. 15	BETHUNE-COOKMAN	W 74-56
Dec. 28	JACKSONVILLE STATE	W 62-53
Jan. 2	*at Vanderbilt	L 55-77
Jan. 5	*#20 ARKANSAS	L 70-86
Jan. 9	*FLORIDA	L 63-83
Jan. 12	*ALABAMA	L 48-75
Jan. 19	*at Georgia	L 50-61
Jan. 23	*OLE MISS	W 59-43
Jan. 27	*at #13 Kentucky	L 61-68
Jan. 30	*at #9 Mississippi State	L 73-78
Feb. 2	*VANDERBILT	W 70-62
Feb. 9	*at Alabama	L 64-68
Feb. 13	*at #1 South Carolina	L 53-79
Feb. 16	*LSU	W 65-60
Feb. 20	*#9 MISSISSIPPI STATE (OT)	L 85-92
Feb. 23	*at #16 Texas A&M	ESPN2 3 pm
Feb. 27	*at Missouri	+ 7 pm
Mar. 1	*TENNESSEE	SECN 2 pm
Mar. 4-8	SEC Tournament	Greenville
M20-23	NCAA First-Second Rounds	TBD
M27-30	NCAA Regionals	TBD
Apr 3-5	Women's Final Four	New Orleans

All times Central. Home Games in **BOLD CAPS**.
 1 - Gulf Coast Showcase (Estero, Fla.)
 2 - SEC/Big 12 Challenge
 + = SEC Network+ / ESPN3.com

AUBURN ATHLETICS COMMUNICATIONS

KIRK SAMPSON..... Associate AD
 kirk@auburn.edu
 WES TODD Assistant Director/WBB Contact
 wlt0006@auburn.edu
 C: 334-750-5682

Web.....AuburnTigers.com
 Twitter.....@AuburnWBB
 Facebook...../AuburnWBB
 Instagram.....@AuburnWBB
 Office Phone.....(334) 844-9800



GAME 25

at #16 Texas A&M (21-5, 9-4)

Sunday, Feb. 23, 2020 • 3 p.m. CT



Site.....College Station, Texas
 Venue.....Reed Arena (12,989)
 TV.....ESPN2 (Pam Ward, Steffi Sorensen)
 Radio.....WTGZ 93.9 FM (Brit Bowen)
 Audio Webcast.....AuburnTigers.com/watch
 Live Stats.....12thMan.com
 Twitter.....@AuburnWBB
 Series Record.....Texas A&M leads 13-0
 at College Station.....Texas A&M leads 5-0
 Last Meeting.....#15 Texas A&M 64, Auburn 62 (March 8, 2019, at Greenville, S.C. [SEC])

GAMEDAY BREAKDOWN


AUBURN TIGERS

Rankings.....AP: NR | Coaches: NR
 2019-20 Record.....9-15
 SEC.....3-10
 Home.....7-5
 Away.....1-8
 Neutral.....1-2
 Streak.....L1
 Head Coach.....Terri Williams-Flournoy
 Record at AU (Yrs.).....133-116 (8th)
 Overall Record (Yrs.).....276-220 (16th)
 Record vs. Texas A&M.....0-11

TEXAS A&M AGGIES

Rankings.....AP: 16 | Coaches: 17
 2019-20 Record.....21-5
 SEC.....9-4
 Home.....13-1
 Away.....6-3
 Neutral.....2-1
 Streak.....W3
 Head Coach.....Gary Blair
 Record at TAMU (Yrs.).....404-164 (17th)
 Overall Record (Yrs.).....812-327 (35th)
 Record vs. Auburn.....17-7

AUBURN PROJECTED STARTERS (based on last game)



DAISA ALEXANDER
 G • SR • 5-8
 Decatur, Ga.

PPG: 13.2
 RPG: 3.5
 APG: 3.1




ROBYN BENTON
 G • SO • 5-9
 Atlanta, Ga.

PPG: 10.0
 RPG: 3.1
 APG: 1.5



LAUREN HANSEN
 G • SO • 5-7
 Atlanta, Ga.

PPG: 8.0
 RPG: 1.3
 APG: 1.6



UNIQUE THOMPSON
 F • JR • 6-3
 Theodore, Ala.

PPG: 17.0
 RPG: 11.7
 APG: 1.8



ERIN HOWARD
 F/G • SO • 6-2
 Madison, Wis.

PPG: 6.3
 RPG: 4.5
 APG: 0.9

OFF THE BENCH

No.	Pos.	Name	Ht.	Year	PPG	RPG	Hometown
2	G	Sania Wells	5-7	Fr.	1.7	0.9	Moss Point, Miss.
3	G	Annie Hughes	5-9	Fr.	3.1	1.4	Dutton, Ala.
5	G	Brooke Moore	5-7	So.	10.4	1.7	Atlanta, Ga.
10	F	Kiyae' White	6-2	R-So.	3.6	4.8	Macungie, Pa.
*14	F	Jala Jordan	6-2	So.	--	--	Philadelphia, Pa. (WVU)
*23	G	Honesty Scott-Grayson	5-9	So.	--	--	Brick, N.J. (Baylor)
30	G	Morgan Robinson-Nwagwu	5-8	Fr.	1.5	1.4	Norcross, Ga.
35	F	Natalie Kelly	6-3	So.	0.4	0.5	Albany, La.

*ineligible for 2019-20 season per NCAA transfer rules

Head Coach: Terri Williams-Flournoy

Assistants: Ty Evans, La'Keshia Frett Meredith, Clarisse Garcia

#WarEagle
#TeamOfExcellence



AuburnTigers.com



@AuburnWBB | @AuburnTigers
@AUCoachFlo



/AuburnWBB
/AuburnTigers

TEAM SCHEDULE AND MEDIA AVAILABILITY >> FEBRUARY 17-23 (times Central unless noted otherwise)

MONDAY February 17	TUESDAY February 18	WEDNESDAY February 19	THURSDAY February 20	FRIDAY February 21	SATURDAY February 22	SUNDAY February 23
OFF DAY	PRACTICE 2:30-5:30 p.m. Auburn Arena	PRACTICE 2:30-6 p.m. Auburn Arena	GAME 8:00 Auburn vs. Mississippi State	PRACTICE 2:30-5:30 p.m. Auburn Arena	PRACTICE 10 a.m.-1 p.m. Auburn Arena	GAME 3:00 Auburn at Texas AGM
	COACH FLO SHOW 6-7 p.m. Moe's BBQ - Bent Creek Rd		Interviews Postgame		TRAVEL to College Station, Texas	Interviews Postgame Return to Auburn

AUBURN ATHLETICS COMMUNICATIONS

QUICK FACTS

AUBURNTIGERS.COM

For updated game notes, statistics and all the latest information on Auburn basketball and gameday activities, go to AuburnTigers.com.

INTERVIEW POLICIES

- Coach Williams-Flournoy, assistant coaches and selected athletes are available for phone and personal interviews by contacting Wes Todd in the athletic communications office.
- Following home games, interviews with Coach Flo and selected players will be conducted in the media room following a 10-minute cooling-off period. Visiting coaches and players, if requested, will be available first.
- Interviews following road contests will be conducted in accordance with the home team's media policies.
- Practices are generally closed to the public, but media may cover practice with advance notice.**

CREDENTIALS

Anyone wishing to cover Auburn women's basketball should contact Wes Todd in the communications office at least one day in advance in order to make the proper arrangements. Game credentials will be held at media will call, located inside the scholarship entrance at Auburn Arena. Parking passes are not needed.

GAME DAY SERVICES

Notes for both teams and flip cards will be provided prior to the game. Stats will be distributed at halftime and after the game. Wireless internet is available in the Arena.

VIDEO SERVICES

FTP feeds of selected Auburn basketball highlights are available for the media. A number of studio and satellite services may be arranged for electronic media by calling War Eagle Productions at 334-750-4345.

COMMUNICATIONS STAFF

- Wes Todd Women's Basketball contact
cell: 334-750-5682
email: wlt0006@auburn.edu
- Grant Keith Student assistant/WBB
email: gak0005@auburn.edu
- Kirk Sampson Associate AD
cell: 334-750-1385
email: sampska@auburn.edu

GENERAL INFORMATION

Location..... Auburn, Ala.
Founded1856
Enrollment.....30,440
Nickname Tigers
Colors..... Burnt Orange and Navy Blue
Facility (Capacity) Auburn Arena (9,121)
Interim President..... Dr. Jay Gogue
Director of Athletics Allen Greene
Sr. Assoc. AD/SWA..... Monique Holland

WOMEN'S BASKETBALL HISTORY

First Year of Women's Basketball1971
All-Time Record (Years)..... 945-493 (49th)
All-Time SEC Record (since 1981) 239-245
All-Time Home Record 440-123
at Auburn Arena (since 2010)..... 93-52
NCAA Tournament Appearances..... 21
Last NCAA App./Result.....2019 - First Round
SEC Regular-Season Championships 5
..... 1981, 1987, 1988, 1989, 2009
SEC Tournament Championships..... 4
..... 1981, 1987, 1990, 1997

COACHING & SUPPORT STAFF

Head Coach..... Terri Williams-Flournoy
Alma Mater, Year Penn State, 1991
Overall Record 276-220 (.556) / 16th year
Auburn Record 133-116 (.534) / 8th year
Associate Head Coach (Year at Auburn) Ty Evans (8th)
Alma Mater, Year Wisconsin-Whitewater (1995)
Assistant Coach (Year) La'Keshia Frett Meredith (1st)
Alma Mater, Year Georgia (1997)
Assistant Coach (Year at Auburn) Clarisse Garcia (4th)
Alma Mater, Year Villanova (2007)
Strength & Conditioning Coach Lee Taylor
Director of Basketball Operations Bianca Webb
Director of Basketball Services Justin Peak
Special Asst. to the Head Coach Reneisha Hobbs
Athletic Trainer..... Catherine Gordon
Grad. Student Mgrs Anthony Evans, Rebecca Walthall

GAMEDAY EXPERIENCE: AUBURN ARENA

>> Auburn Arena is in its 10th season as home of Auburn Basketball. The Tigers are 93-52 since moving to the Arena in 2010-11. The facility seats 9,121 for basketball and also hosts Auburn volleyball and gymnastics.



TEAM INFORMATION

2018-19 Record 22-10
2018-19 SEC Record 9-7
SEC Finish..... T-6th
Starters Returning/Lost 3/2
Letterwinners Returning/Lost 7/4
Newcomers..... 6

AUBURN TIGERS

Overall: 9-15 SEC: 3-10

Head Coach: Terri Williams-Flournoy (8th Season)

PRONUNCIATION GUIDE

Daisa Alexander - DAY-zha
 Jala Jordan - JAY-lah
 Morgan Robinson-Nwagwu - wah-GOO

Sania Wells - sa-NYE-uh
 Kiyae' White - kye-YAY
 Terri Williams-Flournoy - FluH-NOY

Number	Name	Position	Height	Weight	Year	High School	Season High	Career High	PPG	RPG	SPG	APG	FG	3FG	FT	Blk	Stl	AST	Reb	Pts	LAST GAME (vs MSU):	PRESEASON ALL-SEC SECOND TEAM (COACHES/MEDIA):
0	DAISA ALEXANDER	G	5-8		Sr.	Decatur, Ga. • Southwest DeKalb HS	24	25	13.2	3.5	3.0	3.87	.288	.816	1	5	10	10	24	21 pts, 6 ast, 5 stl, 12-12 FT	<ul style="list-style-type: none"> • Preseason All-SEC Second Team (coaches) • Hit 12-of-12 FT vs. MSU, new Auburn record • Career-high 10 assists vs. LSU (2/16) • Career-high 25 pts at Indiana (12/3/17) 	
1	ROBYN BENTON	G	5-9		So.	Atlanta, Ga. • Greater Atlanta Christian	17	17	10.0	3.1	2.9	.347	.339	.879	2	6	3	7	17	14 pts, 3 reb, 2 ast, 2 stl, 2 blk	<ul style="list-style-type: none"> • Career-high 17 pts, 6 reb, 3 ast vs. Ole Miss (1/23) • 6 steals at MSU, vs. Vandy (career-high) • Would be 2nd in SEC in steals if met playing minimums • Missed first nine games of season with injury 	
2	SANIA WELLS	G	5-7		Fr.	Moss Point, Miss. • East Central HS	8	8	1.7	0.9	0.5	.314	.273	.667	2	3	3	3	8	8 pts, 3 reb, 2 ast, 2 stl, 2 blk	<ul style="list-style-type: none"> • Career-high 8 pts in 21 mins at Miss. State (1/30) • Scored 4 points in Auburn debut at UAB • Ranked as #27 PG nationally by ESPN • Avg. 27 pts, 5 rebs, 4 stls as HS senior 	
3	ANNIE HUGHES	G	5-9		Fr.	Dutton, Ala. • Pisgah HS	12	12	3.1	1.4	0.6	.403	.355	.545	3	4	3	7	12	3 pts, 1 reb, 1 ast	<ul style="list-style-type: none"> • Career-high 7 rebs vs. B-C (12/15) • 3rd AU frosh to start debut since '12 (Thompson, Frerking) • 2019 Alabama Miss Basketball; 1st at AU since W. Boddie • Avg. 21.4 pts, 7.0 rebs, 4.2 asts, 3.5 stls as HS senior 	
5	BROOKE MOORE	G	5-7		So.	Atlanta, Ga. • Henry County HS	20	23	10.4	1.7	1.2	.326	.261	.775	1	4	3	4	20	4 pts, 1 reb, 1 ast	<ul style="list-style-type: none"> • Missed last 6 games with injury • Season-high 20 points, 4-6 3FG at South Alabama (12/4) • Began career 21-of-21 FTs • Career-high 23 pts, 5 3FG vs. Alabama St. (12/29/18) 	
10	KIYAE' WHITE	F	6-2		R-So.	Macungie, Pa. • Emmaus HS	12	12	3.6	4.8	0.7	.517	.000	.500	1	4	3	11	12	5 reb, 3 ast, 2 stl	<ul style="list-style-type: none"> • Career-high 12 pts, 6-8 FT vs. St. Joseph's • Career-high 11 rebs, 4 asts in 1st career start vs. Wofford • Played in 29 games as redshirt freshman in '19 • Redshirted '17-18 while rehabbing knee injury 	
13	LAUREN HANSEN	G	5-8		Fr.	Long Island, N.Y. • Ward Melville HS	24	24	8.0	1.3	1.6	.360	.339	.864	4	4	4	6	24	13 pts, 1 ast, 2 stl, 3-6 3FG	<ul style="list-style-type: none"> • Career-hi 24 pts, 7-14 3FG vs. Drake • Scored SEC-best 18 pts vs. VU; hit 5-5 FT • 7 3FG vs. Drake most for AU player since 1/1/17 • Made Auburn debut vs. ODU; missed 1st game w/ injury 	
14	JALA JORDAN	F	6-2		So.	Philadelphia, Pa. • West Virginia														<ul style="list-style-type: none"> • Will redshirt this season after transfer from WVU • Appeared in 25 games as freshman at WVU • Ranked #14 wing in class of '18 by ESPN 		
20	UNIQUE THOMPSON	F	6-3		Jr.	Theodore, Ala. • Faith Academy	31	31	17.0	11.7	1.8	.580	-	.712	2	4	6	19	24 pts, 11 reb, 1 ast, 2 stl, 1 blk	<ul style="list-style-type: none"> • Preseason All-SEC Second Team (coaches/media) • 2nd in SEC in rebounds, 4th in scoring • 20 double-doubles this season; 40 career (11st AU history) • Scored 1,000th career point at Kentucky (1/27) 		
23	HONESTY SCOTT-GRAYSON	G	5-9		So.	Brick, N.J. • Baylor														<ul style="list-style-type: none"> • Will redshirt this season after transfer from Baylor • Appeared in 28 games as frosh at Baylor; avg. 2.5 ppg • 2018 McDonald's All-American • Bronze medal w/ USA Basketball U16 Team in '16 • Ranked as #20 overall prospect, #3 guard by ESPN 		
24	ERIN HOWARD	F/G	6-1		So.	Madison, Wis. • Madison East HS	15	15	6.3	4.5	1.5	.344	.296	.650	3	4	3	8	8 pts, 3 reb, 1 stl, 1 blk	<ul style="list-style-type: none"> • Career-high 15 pts at Alabama (2/9) • Had 14 pts, 7 reb at South Alabama (12/4) • Tip-in at buzzer vs. Dayton to force OT (11/30) • Appeared in 31 games as freshman, started 17 		
30	MORGAN ROBINSON-NWAGWU	G	5-8		Fr.	Norcross, Ga. • Norcross HS	6	6	1.5	1.4	1.6	.210	.200	.533	1	3	1	4	2 pts, 2 ast, 1 stl	<ul style="list-style-type: none"> • Career-high 6 points, 2 steals vs. Florida (1/9) • Scored first AU points at UAB (11/21) • Ranked as No. 28 guard by ESPN • 1st-team all-state; regional player of the year 		
35	NATALIE KELLY	F	6-3		So.	Albany, La. • Albany HS	3	3	0.4	0.5	0.1	1.000	-	.500	1	1	1	2	3 pts, 3 reb, 1 ast, 1 blk	<ul style="list-style-type: none"> • DNP • Scored career-high 3 pts vs. St. Joseph's • Appeared in 12 games as freshman • Scored first collegiate FG vs. UL-Lafayette (11/25/18) • Career-high 3 rebs vs. Samford, Alabama St. 		

Inside the Matchup

Auburn vs. Texas A&M 0-13 (.000)

In Auburn: 0-5
 --At Auburn Arena: 0-4
 In College Station: 0-5
 Neutral Sites: 0-3
 Trend: Texas A&M has won all 13 meetings

Dec. 15, 2007	L	60-62	College Station
Nov. 22, 2009	L	59-79	Auburn
Jan. 13, 2013	L	56-78	College Station
Jan. 30, 2014	L	54-71	Auburn
March 7, 2014	L	54-86	Duluth, Ga.*
Feb. 1, 2015	L	45-78	College Station
March 5, 2015	L	47-57	N. Little Rock, Ark.*
Feb. 25, 2016	L	49-57	Auburn
Feb. 5, 2017	L	61-66	College Station
Jan. 7, 2018	L	72-83	Auburn
Feb. 4, 2018	L	59-78	College Station
Jan. 24, 2019	L	67-69	Auburn
March 8, 2019	L	62-64	Greenville, S.C.

*SEC Tournament

Auburn Women's Basketball Quick Hitters

- This is the 14th meeting between Auburn and Texas A&M in women's basketball
- Texas A&M has won all 13 previous meetings
- The Aggies won two games by a combined four points last season, 69-67 in Auburn and 64-62 in the SEC Tournament
- Auburn is No. 108 in the latest NCAA RPI (as of 2/21) and has the third-highest RPI of any team with a losing record
- Auburn's strength of schedule ranks 7th nationally
- Auburn shot 50% on 3-pointers in two straight games (7-14 at South Carolina; 8-16 vs. LSU), then went 9-for-19 (47.4%) vs. Mississippi State
- Unique Thompson has 40 career double-doubles, which is tied for the Auburn career record (DeWanna Bonner) and leads all active SEC players
- Thompson has 20 double-doubles in 24 games this year, which leads NCAA Division I
- Thompson scored her 1,000th career point at Kentucky (1/27), becoming the 35th player in Auburn history to reach that milestone
- Thompson's 837 career rebounds rank 2nd among active SEC players and 8th in Auburn history
- Thompson's 31-point, 15-rebound effort at TCU (12/7) was Auburn's first 30-15 game since Dec. 19, 2008, when DeWanna Bonner had 30 points and 16 rebounds vs. George Washington
- Daisa Alexander is the SEC's third-leading free-throw shooter at 81.6% (62-of-76); in SEC play, she leads the league at 87.5% (35-40)
- Alexander set an Auburn record for single-game free throw shooting vs. Mississippi State (2/20), going 12-for-12
- Alexander had a career-high 10 assists vs. LSU, the first double-digit assist SEC game for an Auburn player since Jannah McKay had 13 vs. Ole Miss in 2017
- Alexander scored her 1,000th career point in Auburn's win over Jacksonville State (12/28); she was the 34th Tiger to reach that milestone
- Alexander missed the Florida and Alabama games with an ankle injury suffered vs. Arkansas; she returned with 17 points at Georgia, a career-high 10 rebounds vs. Ole Miss, and a season-high 7 assists vs. Kentucky
- Alexander's 212 career steals are tied for first among active SEC players with South Carolina's Tyasha Harris
- Auburn picked up its second SEC win of the season on Feb. 2, defeating Vanderbilt 70-62 at home to avenge a 22-point loss in Nashville earlier in the season
- Sophomore Robyn Benton scored a career-high 17 points and had a career-high 6 rebounds in the win over Ole Miss
- Benton had a career-high 6 steals at Mississippi State then matched that against Vandy; both mark the top steals total by an Auburn player this year
- Auburn's 55 rebounds vs. Ole Miss (1/23) were its most in a game since pulling down 57 in at Marquette in an overtime loss in 2015; it was the most in a regulation game since grabbing 61 vs. Stephen F. Austin (12/17/07)
- The Tigers' 55 rebounds were also their most in an SEC game since at least 2000
- The Tigers have employed eight different starting lineups this year; eight of 11 active players have drawn starts
- Freshman Lauren Hansen hit 7 3-pointers vs. Drake, one shy of the Auburn single-game record and the most by an Auburn player since Brandy Montgomery made 7 3-pointers at Florida on Jan. 1, 2017

Moving On Up (Auburn Career Milestone Watch) . . .

- **Unique Thompson** is tied for the Auburn career record in double-doubles with 40 (DeWanna Bonner)
- **Unique Thompson** is 8th in career rebounds with 837, needs 90 to tie for 7th (Le'Co'e Willingham, 927)
- **Unique Thompson** is 1st in career rebounding average at 10.1; Marianne Merritt (1975-79) is 2nd at 10.0
- **Unique Thompson** scored her 1,000th career point at Kentucky (1/27); needs 28 points to enter the Auburn top 30
- **Daisa Alexander** is 10th in career steals with 212; needs 11 to tie for 8th (Jannah McKay & Hasina Muhammad, 223)
- **Daisa Alexander** is 9th in career 3-point FG made with 125; needs 22 to tie for 8th (Katie Frenking, 147)
- **Daisa Alexander** is 8th in career 3-point attempts with 377; needs 123 to tie for 7th (Samantha Williams, 500)
- **Daisa Alexander** scored her 1,000th career point vs. Jacksonville State (12/28); needs 3 points to enter the Auburn top 30

INDIVIDUAL CATEGORY LEADERS

Auburn	Texas A&M
Unique Thompson - 17.0	Points.....Chennedy Carter - 21.9
Unique Thompson - 11.7	ReboundsN'dea Jones - 11.7
Daisa Alexander - 3.1.....	Assists.....Shambria Washington - 5.0
Robyn Benton - 2.9	Steals.....Chennedy Carter - 1.8
Erin Howard - 0.7.....	Blocks.....Ciera Johnson - 1.2
Unique Thompson - 32.6.....	Minutes PlayedShambria Washington - 33.5
Unique Thompson - .580	Field Goal Percentage.....Ciera Johnson - .534
Lauren Hansen - .339.....	3-Point Percentage.....Kayla Wells - .423
Daisa Alexander - .816	Free-Throw PercentageChennedy Carter - .739

OPENING TIP

» Auburn hits the road for its next two games, beginning with a trip to College Station, Texas, to face No. 16 Texas A&M. Game time is 3 p.m. CT Sunday at Reed Arena with a national broadcast on ESPN2.

» Auburn is 9-15 overall, 3-10 in SEC play, and coming off a heartbreaking 92-85 overtime loss at home to No. 9 Mississippi State Thursday.

» Texas A&M is 21-5 overall, 9-4 in SEC play. The Aggies defeated Georgia 64-47 Thursday night.

LAST TIME OUT

» Auburn got a career record-tying double-double from Unique Thompson, a school-record night at the free-throw line from Daisa Alexander, and took the No. 9 team in the country to overtime, but ultimately came up short in a 92-85 loss to Mississippi State Thursday night at Auburn Arena.

» The Tigers led for most of regulation, lost the lead late, and had the ball with a chance to win the game with 30 seconds left in the fourth quarter. But a 10-second backcourt violation by Auburn and a missed shot by MSU at the buzzer set the game to an extra period. In overtime, MSU's Rickea Jackson took over, scoring nine points as the Bulldogs pulled away for the win.

» After going three games on the precipice of tying Auburn's career double-double record, Thompson finally got the 40th of her career with a 24-point, 11-rebound night. She almost had it by halftime with 15 points and nine rebounds in the first half. Thompson also added two steals, a block and an assist, and was 8-for-9 at the free-throw line.

» Alexander went a perfect 12-for-12 at the free-throw line, setting a new Auburn record for free throws in a game without a miss. On the night, Alexander finished with 21 points, making it two times against Mississippi State this year that both Thompson and Alexander topped the 20-point mark. She also had six assists and a season-high five steals. Robyn Benton added 14 points, including 6-for-6 on free throws, and Lauren Hansen had 13 points, hitting three 3-pointers. Benton also had two blocks.

UP NEXT

» The Tigers play their final road game of the regular season Thursday night when they travel to Columbia, Mo., to face Missouri. Game time is 7 p.m. CT at Mizzou Arena.

AN AUBURN WIN WOULD...

- » Be the Tigers' first road SEC win of the year.
- » Be Auburn's first win over Texas A&M in women's basketball.
- » Be Auburn's first top-25 road victory since winning at No. 16 Vanderbilt 68-62 on Feb. 13, 2014.

AUBURN-TEXAS A&M SERIES

» Texas A&M is 13-0 all-time against Auburn in a series that dates back to 2007. The Aggies are 11-0 against Auburn since joining the SEC in 2012-13 and 4-0 at Reed Arena in league play.

LAST MEETING: March 8, 2019 (at Greenville)**#15 Texas A&M 64, Auburn 62 [SEC Quarterfinals]**

» For the second time this year, Auburn pushed Texas A&M to the brink. And for the second time, Texas A&M hit a jumper in the final seconds to claim a two-point victory, this one a 64-62

heartbreaker Friday night in the quarterfinals of the SEC Women's Basketball Tournament.

» In a game that saw 10 ties and nine lead changes, the teams were tied 62-62 with less than 30 seconds left. Texas A&M's Kayla Wells scored the final two of her game-high 28 points with a 12-foot jumper with 5.2 seconds left to give the Aggies a 64-62 lead. Auburn was unable to get a good look on its final possession, and A&M stole a second two-point victory from the Tigers this season.

» The Tigers (22-9) had opportunities to put the Aggies away multiple times during the game, forcing A&M (24-6) into 26 turnovers. But Auburn was only able to convert those into 21 points and turned the ball over 15 times themselves.

» Meanwhile, A&M shot 59.0 percent from the floor and opened both the first and third quarter hitting their first six shots to build early leads. Both times, though, Auburn fought its way back, taking a four-point lead at halftime and leading by as many as three late in the fourth quarter. But the Tigers scored just one bucket in the final four minutes, missing three of their final four shots to set up the Aggies' game-winner.

SCOUTING TEXAS A&M

» Texas A&M is 21-5 overall, 9-4 in SEC play and currently in a three-way tie for third place in the league.

» The Aggies average 70.3 points per game but give up just 57.5, second-best in the SEC. A&M averages 41.1 rebounds per game, fourth-best in the league.

» Chennedy Carter is the Aggies' leading scorer and second in the SEC with 21.9 points/game. N'dea Jones averages 11.7 rebounds/game to lead the SEC.

SCOUTING AUBURN

» The Tigers are among the most inexperienced teams in the country with just two upperclassmen on their 13-player roster. With four freshmen and seven sophomores, Auburn is one of just eight teams nationwide with three or fewer upperclassmen on its roster.

» Auburn averages 67.0 points per game but gives up 71.9; the Tigers lead the SEC with 10.8 steals per game, including 11.5/game in conference play.

» Junior forward Unique Thompson has 20 double-doubles through 24 games, averaging 17.0 points and 11.7 rebounds; she is the second-leading rebounder and fourth-leading scorer in the Southeastern Conference. She has 40 career double-doubles, first among active SEC players, and is tied with DeWanna Bonner for the Auburn career record. Thompson scored her 1,000th career point at Kentucky (1/27).

» Senior guard Daisa Alexander is the Tigers' second-leading scorer, averaging 13.2 points/game. She scored her 1,000th career point against Jacksonville State on Dec. 28, becoming the 34th Tiger to reach that milestone. Alexander also ranks fifth in the SEC in steals (2.2/game). Alexander missed two games with an ankle injury, but returned to the lineup with 17 points at Georgia (1/19) and a career-high 10 rebounds vs. Ole Miss (1/23). She is the top free-throw shooter in SEC play at 87.5%.

» Sophomore Robyn Benton made her season debut vs. Bethune-Cookman on Dec. 15, scoring 10 points along with two blocks. She missed the

SEC STANDINGS & SCHEDULE

	<i>(thru games of Feb. 20)</i>					
	SEC Games			All Games		
	W	L	Pct.	W	L	Pct.
South Carolina	13	0	1.000	26	1	.963
Mississippi St.	11	2	.846	23	4	.852
Arkansas	9	4	.692	21	5	.808
Kentucky	9	4	.692	20	5	.800
Texas A&M	9	4	.692	21	5	.808
LSU	8	5	.615	18	7	.720
Tennessee	7	6	.538	17	9	.654
Georgia	5	8	.385	14	12	.538
Alabama	5	8	.385	15	11	.577
Florida	5	8	.385	14	12	.538
Missouri	4	9	.308	7	19	.269
AUBURN	3	10	.231	9	15	.375
Vanderbilt	3	10	.231	13	13	.500
Ole Miss	0	13	.000	7	19	.269

Thursday, Feb. 20

*Arkansas 83, Tennessee 75

*Texas A&M 64, Georgia 47

*South Carolina 63, LSU 48

*Florida 69, Alabama 62

*Kentucky 94, Ole Miss 52

*Missouri 78, Vanderbilt 66

*Mississippi State 92, Auburn 85 (OT)

Sunday, Feb. 23

*Vanderbilt at Tennessee, 11 a.m. (ESPN2)

*South Carolina at Kentucky, 1 p.m. (ESPN2)

*Alabama at Mississippi State, 1 p.m. (SECN)

*Georgia at LSU, 2 p.m. (SEC+)

*Auburn at Texas A&M, 3 p.m. (ESPN2)

*Arkansas at Florida, 3 p.m. (SECN)

*Ole Miss at Missouri, 5 p.m. (SECN)

Thursday, Feb. 27

*South Carolina at Florida, 5 p.m. (SEC+)

*Alabama at Texas A&M, 6 p.m. (SECN)

*Georgia at Kentucky, 6 p.m. (SEC+)



*Ole Miss at Tennessee, 6 p.m. (SEC+)

*Vanderbilt at LSU, 6:30 p.m. (SEC+)

*Auburn at Missouri, 7 p.m. (SEC+)

*Arkansas at Mississippi State, 8 p.m. (SECN)

Inside the Numbers

CATEGORY		
	AUBURN	TEXAS A&M
Points Per Game	67.0	70.3
Scoring Margin	-4.9	+12.8
Field Goal %	40.0%	44.6%
Opp. Field Goal %	45.9%	38.0%
3 pt Field Goal %	30.4%	33.7%
Opp. 3FG %	35.5%	29.0%
Rebounds	35.6	41.1
Opp. Rebounds	34.1	33.2
Rebound Margin	+1.5	+7.9
Turnovers	17.8	13.5
Opp. Turnovers	17.5	15.5
Steals	10.8	7.7
Opp. Steals	9.0	6.0
Blocks	2.1	3.1
Opp. Blocks	2.6	3.2

Associated Press Top 25

(Week 15: Feb. 17)

Rk	Team	Record	Prev
1	South Carolina (27)	24-1	1
2	Baylor (2)	23-1	2
3	Oregon (1)	24-2	3
4	Stanford	23-3	3
5	Louisville	23-3	9
6	Connecticut	21-3	5
7	Maryland	22-4	10
8	UCLA	21-3	7
9	Mississippi State	22-4	6
10	NC State	22-3	4
11	Arizona	21-4	12
12	DePaul	24-3	13
13	Gonzaga	25-2	15
14	Kentucky	19-5	18
15	Oregon State	19-6	11
16	Texas A&M	20-5	16
17	Florida State	20-5	14
18	Northwestern	22-3	19
19	Iowa	21-5	17
20	South Dakota	24-2	21
21	Arizona State	18-8	22
22	Arkansas	20-5	23
23	Missouri State	21-3	24
24	Indiana	20-7	20
25	Princeton	19-1	NR

Also receiving votes: TCU, Florida Gulf Coast, LSU, Tennessee, Central Michigan, Stony Brook, Fresno State

USA TODAY Coaches' Top 25

(Week 15: Feb. 18)

Rk	Team	Record	Prev
1	South Carolina (20)	25-1	1
2	Baylor (8)	23-1	2
3	Oregon (3)	24-2	3
4	Stanford	23-3	7
5	Connecticut	21-3	6
6	Louisville	23-3	9
7	UCLA	22-3	8
8	Maryland	22-4	10
9	Mississippi State	22-4	5
10	NC State	22-3	4
11	Arizona	21-4	12
12	DePaul	24-3	13
13	Gonzaga	25-2	15
14	Oregon State	19-7	11
15	South Dakota	24-2	16
16	Kentucky	19-5	19
17	Texas A&M	20-5	18
18t	Florida State	20-5	14
18t	Missouri State	21-3	17
20	Northwestern	22-3	21
21	Iowa	21-5	20
22	Florida Gulf Coast	26-2	22
23	Princeton	19-1	25
24	Arizona State	18-8	24
25	Arkansas	20-5	NR

Also receiving votes: Indiana, TCU, Stony Brook, Old Dominion, Central Michigan, LSU, Ohio State, Fresno State, Tennessee, Troy.

season's first nine games with injury. Benton made her first career start at Georgia (1/19), scoring 12 points to go along with 5 rebounds and 3 steals. She added a career-high 17 points and 6 rebounds in the Tigers' win over Ole Miss (1/23), and she had 6 steals in each of two games vs. MSU and Vandy. Benton is averaging 2.9 steals, which would lead the SEC if she met playing minimums. In SEC play, she leads the league with 3.2 steals/game.

» Freshman Lauren Hansen earned her first career start at UAB on Nov. 21 in her second collegiate game. Hansen followed that up with an 18-point, 4-steal performance in a win over St. Joseph's, then a 24-point, 4-assist day against Drake where she made seven 3-pointers. She had her best game in SEC play with 18 points against Vanderbilt (2/2).

» Sophomore Erin Howard scored a career-high 15 points at Alabama (2/9); she has started 12 games in SEC play and is averaging 6.7 points and 4.4 rebounds in conference games.

SEEING DOUBLE

» Junior Unique Thompson has 40 career double-doubles, which is tied with DeWanna Bonner for the Auburn career record. She has 20 in 24 games this season.

» Thompson is the national leader with 20 double-doubles this year and had the longest streak of the season nationally with 12 in her first 12 games.

» From the final game of last season through the Arkansas game on Jan. 6, Thompson had double-doubles in 13 consecutive games, which is the second-longest streak in Auburn history (Lauretta Freeman, 18, 1992-93).

» Thompson is first among active SEC players in career double-doubles (as of Feb. 20):

Player (School)	19-20	Career
Unique Thompson (Auburn)	20	40
Ayana Mitchell (LSU)	9	36
Rennia Davis (Tennessee)	8	26
N'dea Jones (Texas A&M)	14	24
Ciera Johnson (Texas A&M)	6	18

MORE ABOUT UNIQUE

» Through games of Feb. 20, Unique Thompson is 3rd in the NCAA in offensive rebounds per game (4.9) and is 8th overall in rebounding (11.7). She leads the SEC in both categories. Thompson is also 18th nationally and 4th in the SEC in field goal percentage (58.0%).

» Thompson's 31-point, 16-rebound game at TCU (12/7) was her first 30-point effort and the first for Auburn since Katie Frerking scored 32 at Texas A&M in 2017. It was the first 30/15 game by an Auburn player since DeWanna Bonner vs. George Washington in 2008.

ACROSS THE DIVISIONS

» How does Unique Thompson's double-double prowess stack up across all divisions of college basketball? A comparison of the leaders in every NCAA division, men's and women's (as of 2/20):

Player (School)	Division	19-20
Jamiya Johnson (Davis & Elkins)	D2 Women	22
Nathan Knight (William & Mary)	D1 Men	22
Mike Rapoza (Anna Maria)	D3 Men	21
Unique Thompson (Auburn)	D1 Women	20
Sekou Sylla (Saint Rose)	D2 Men	19
Y. Ramirez-Tejada (Emmanuel)	D3 Women	19
Emily Mealey (Lebanon Valley)	D3 Women	19

WE'RE JUST FINE AT THE LINE

» Daisa Alexander set an Auburn record for single-game free-throw shooting in the Feb. 20 game vs. Mississippi State when she made 12-of-12 free throw attempts for the game. It surpassed five previous 11-for-11 efforts by Auburn players in the past.

» Heading into the Texas A&M game, Alexander has made 24 of her last 25 free throw attempts. For the season, she is shooting 81.6% (62-76) at the line, third-best in the SEC. She leads the league in conference play at 87.5% (35-40).

» As a team, Auburn shoots 71.1% from the line, but has bettered that in league play to 74.8%, third-best in the SEC. The best night of the season came against Mississippi State (2/20) when Auburn hit 28-of-31 attempts (90.3%).

A THOUSAND POINTS (AND COUNTING)

» Two Auburn players have topped the career 1,000-point mark so far this season.

» Senior Daisa Alexander scored her 1,000th point against Jacksonville State on Dec. 28, becoming the 34th player in Auburn history to reach that mark.

» Junior Unique Thompson joined Alexander in the 1,000-point club with a 27-point performance at Kentucky on Jan. 27. The last time Auburn had two players reach 1,000 points in the same season was the 2015-16 season when Tra'cee Tanner and Brandy Montgomery both reached the milestone.

AUBURN HONOR ROLL

» Auburn senior Daisa Alexander and junior Unique Thompson were selected to the Preseason All-SEC Second Team by the league's coaches.

» Thompson was also selected to the All-SEC Second Team by a panel of regional and national media.

» Thompson is on the Katrina McClain Award Watch List. The Katrina McClain Award is presented to the top power forward in the country by the WBCA and the Basketball Hall of Fame.

» Thompson was named SEC Player of the Week on Nov. 26 after her performances against UAB and St. Joseph's.

» Thompson earned a second SEC Player of the Week nod after a 20-point, 10-rebound effort against Jacksonville State on Dec. 28.

ON THIS DATE

» Auburn is 7-5 all-time on Feb. 23. The Tigers' last game on this date was a 54-49 win over LSU in 2017.

YOUTH WILL BE SERVED

» With just two upperclassmen on a roster of 13 players (11 of whom are eligible this season), Auburn has one of the youngest and most inexperienced teams in all of college basketball. In fact, Auburn is one of just two teams nationwide with two or fewer upperclassmen on their roster.

School	Upperclassmen	% of Active Roster
Auburn	2	18.2% (2/11)
Coppin State	2	18.2% (2/11)
Grand Canyon	3	20.0% (3/15)
Colorado	3	23.1% (3/13)
Ohio State	3	23.1% (3/13)
Oklahoma	3	25.0% (3/12)
South Carolina	3	25.0% (3/12)
Southern California	3	25.0% (3/12)

WORKING OVERTIME

» Auburn played its first overtime game of the season and the 42nd in program history on Nov. 30 when the Tigers defeated Dayton 76-74 in Estero, Fla., at the Gulf Coast Showcase. Erin Howard tipped in a shot at the buzzer to force the OT period after the Tigers had trailed by as many as 13 at halftime.

» The Tigers played another OT game on Feb. 20 when Auburn pushed No. 9 Mississippi State to the brink before falling 92-85 at Auburn Arena.

» Auburn is 22-21 all-time in overtime and has won three of their last four OT games. The Tigers are 6-5 in the Coach Flo era in overtime games.

OVERTIME GAMES UNDER COACH FLO

Date	Opponent	Location	Result
2/20/20	Mississippi State	Auburn	L 85-92
11/30/19	Dayton	Estero, Fla.	W 76-74
2/3/19	Georgia	Auburn	W 59-58
12/20/18	North Carolina	Myrtle Beach, S.C.	W 86-81
2/20/17	Alabama	Auburn	L 61-63
12/18/16	Virginia Tech	Auburn	L 87-92
1/24/16	Arkansas	Auburn	W 71-60
12/13/15	Marquette	Milwaukee, Wis.	L 69-70
11/28/15	Minnesota	Guaynabo, P.R.	W 81-79
3/2/14	Ole Miss	Oxford, Miss.	L 71-73
2/27/14	Alabama	Auburn	(2OT) W 70-65

STARTING ON DAY ONE

» Freshman Annie Hughes became the seventh Auburn freshman since 2005 to earn a start in her collegiate debut. She was the third under Terri Williams-Flournoy and the seventh since 2005 to be in the starting lineup on night one.

Year	Freshman Starter	Opponent	Stats
2019	Annie Hughes	Wofford	10 pts, 4 ast
2017	Unique Thompson	@Va. Tech	9 pts, 16 reb
2013	Katie Frerking	Ga. Southern	8 pts, 3 reb
2011	Hasina Muhammad	@Mercer	12 pts, 2 reb
2008	Morgan Jennings	@Ala. A&M	4 pts, 4 reb
2005	Sherell Hobbs	UT Pan-Am.	6 pts, 5 reb
2005	DeWanna Bonner	UT Pan-Am.	19 pts, 4 reb

NEW FACES

» Auburn welcomes six newcomers to the roster for 2019-20, four freshmen and two sophomore transfers.

» Joining the Tigers and eligible to play this season are Lauren Hansen (G, 5-8, Long Island, N.Y.); Annie Hughes (G, 5-9, Dutton, Ala.); Morgan Robinson-Nwagwu (G, 5-8, Norcross, Ga.) and Sania Wells (G, 5-7, Moss Point, Miss.)

» Two transfers will also be on the Tigers' roster but ineligible to play this season. Jala Jordan (F, 6-2, Philadelphia, Pa.), joined the Tigers this summer after transferring from West Virginia. And Honesty Scott-Grayson (G, 5-9, Brick, N.J.) enrolled in August after transferring from Baylor. Both players will have three years of eligibility beginning with the 2020-21 season.

TIGERS IN THE PROS

» DeWanna Bonner completed her 10th season in the WNBA in 2019, all with the Phoenix Mercury. Bonner was selected as an All-Star for the third time in her last four seasons, averaging 17.2 points, a career-best 7.6 rebounds, 2.7 assists and 1.3 steals per game while starting all 34 games for the Mercury. She is also playing overseas for Dynamo Kursk in Russia. Bonner was recently traded to the Connecticut Sun, where she will play the 2020

WNBA season.

» Brandy Montgomery is playing in Europe for her third season, currently on the roster of Pas Giannena WBC in Greece. Last year, she played in Luxembourg for Etzella Ettelbruck, averaging a team-best 21.4 points per game. In 2017-18, she played for Visby in Sweden, averaging 16.3 points, 5.1 rebounds and 1.8 assists while helping her team to the league semifinals.

AQUILA DI GUERRA

» Auburn's women's basketball team spent nine days in Italy in August, playing three exhibition games and touring sites across the country in Rome, Florence, Milan, Pisa, Bellagio and others. The Tigers dropped their first game to the Netherlands National Team and fell short in two other games against a professional European all-star team.

LEMME GET THEM (SINGLE) DIGITS

» Since women's college basketball went to a four-quarter game beginning with the 2015-16 season, Auburn has held opponents to single-digit scoring in a quarter 81 times, spanning 57 games. The Tigers are 47-10 in games when they hold teams to less than 10 points in a quarter.

» In games where Auburn holds an opponent to 5 points or less in a single quarter, the Tigers are 11-0.

» In games where Auburn is held to less than 10 points in a quarter, the Tigers have an 19-30 record. It has happened 62 times across 49 games.

» The largest margin in a single quarter was 26 points (30-4) in the fourth quarter of a win over Florida on Dec. 31, 2017.

OPPONENT QUARTERS WITH 5 POINTS OR LESS

Date	Opponent	Points	Qtr.	Result
1/23/20	Ole Miss	2	2	W 59-43
12/28/16	Jacksonville	2	2	W 53-41
2/25/18	Ole Miss	4	2	W 60-55
12/31/17	Florida	4	4	W 84-55
12/3/17	at Indiana	4	1	W 65-53
11/29/17	ULM	4	2	W 67-41
2/17/19	Alabama	5	1	W 77-38
12/29/18	Alabama State	5	1	W 83-50
11/6/18	Grambling	5	2	W 97-48
11/17/16	at NC A&T	5	2	W 68-36
2/14/16	Florida	5	3	W 80-58

AUBURN QUARTERS WITH 30+ POINTS

Date	Opponent	Points	Qtr.	Result
12/2/18	Oklahoma	32	4	W 95-79
11/27/16	Indiana	32	4	W 71-67
12/21/16	vs. Drake	31	3	W 85-80
12/21/16	vs. Drake	31	4	W 85-80
12/6/18	at St. Joseph's	30	1	W 81-70
12/31/17	Florida	30	4	W 84-55
12/9/17	Southern	30	4	W 65-47
11/19/17	Louisiana Tech	30	2	W 75-59
1/8/17	Ole Miss	30	1	W 83-60

Auburn in the SEC & NCAA Stats*(Thru games of 2/20/20)*

Category	Value	SEC	NCAA
Scoring Offense	67.0	9th	137th
Scoring Defense	71.9	14th	315th
Scoring Margin	-4.9	12th	260th
Field Goal Pct.	.400	13th	157th
Field Goal Pct. Def.	.459	14th	346th
3-pt FG Pct.	.304	10th	204th
3-pt FG Pct. Def.	.355	14th	335th
Free Throw Pct.	.711	4th	157th
Rebounds	35.6	12th	257th
Rebound Margin	+1.5	10th	144th
Off. Rebounds	13.2	6th	--
Def. Rebounds	22.4	13th	--
Assists	11.8	13th	253rd
Assist/Turnover	0.7	14th	277th
Blocks	2.1	13th	293rd
Turnover Margin	-0.2	7th	193rd
Turnovers Forced	17.5	4th	103rd
Steals	10.8	1st	20th

INDIVIDUALS (All Games)**Scoring**

Unique Thompson	17.0	4th	76th
Daisa Alexander	13.2	14th	--

Rebounding

Unique Thompson	11.7	2nd	8th
-----------------	------	-----	-----

Field Goal Pct.

Unique Thompson	.580	4th	18th
-----------------	------	-----	------

Free Throw Pct.

Daisa Alexander	.816	3rd	75th
Unique Thompson	.712	8th	--

Steals

Daisa Alexander	2.2	5th	73rd
Unique Thompson	1.7	7th	245th
Erin Howard	1.5	14th	--

3-Point FG Made

Lauren Hansen	1.6	9th	--
---------------	-----	-----	----

Offensive Rebounds

Unique Thompson	4.9	1st	3rd
-----------------	-----	-----	-----

Defensive Rebounds

Unique Thompson	6.8	2nd	--
-----------------	-----	-----	----

Double-Doubles

Unique Thompson	20	1st	1st
-----------------	----	-----	-----

Auburn Career & Season Record Updates

Auburn Career Scoring

No.	Player	Years	Points
1.	DeWanna Bonner	2005-09	2,162
2.	Becky Jackson	1980-84	2,068
3.	Vickie Orr	1985-89	2,035
4.	Marianne Merritt	1975-79	1,979
5.	Carolyn Jones	1988-91	1,831
6.	Natasha Brackett	2001-05	1,716
7.	Janiah McKay	2015-19	1,647
8.	Brandy Montgomery	2013-17	1,644
9.	Mae Ola Bolton	1984-88	1,616
10.	Alli Smalley	2007-11	1,601
11.	Angie Hannah	1978-82	1,583
12.	Tyrese Tanner	2010-14	1,515
13.	Le'Co'e Willingham	1999-03	1,475
14.	Lori Monroe	1979-83	1,415
15.	Tasha Hamilton	1997-01	1,402
16.	Sherell Hobbs	2005-09	1,372
17.	Linda Godby	1986-90	1,365
18.	Tra'Ce'e Tanner	2012-16	1,327
19.	Debra Larkin	1981-85	1,310
20.	C.C. Hayden	1989-92	1,306
21.	Katie Frerking	2013-17	1,271
22.	Conswella Sparrow	1997-00	1,249
23.	Blanche Alverson	2009-13	1,244
24.	Brenda Hill	1981-85	1,222
25.	Monique Morehouse	1992-96	1,191
26.	Lauretta Freeman	1989-93	1,188
27.	Hasina Muhammad	2001-15	1,184
	Sharon Stewart	1984-88	1,184
29.	Ruthie Bolton	1985-89	1,176
30.	Tiffany Krantz	1996-00	1,136
--	Daisa Alexander	2016-present	1,133
--	Unique Thompson	2017-present	1,108

Auburn Career Rebounding

No.	Player	Years	Rebounds
1.	Becky Jackson	1980-84	1,118
2.	DeWanna Bonner	2005-09	1,047
3.	Lori Monroe	1979-83	1,015
4.	Vickie Orr	1985-89	1,006
5.	Lauretta Freeman	1989-93	976
6.	Marianne Merritt	1975-79	972
7.	Le'Co'e Willingham	1999-03	927
8.	Unique Thompson	2017-present	837
9.	Monique Morehouse	1992-96	792
10.	Jordan Greenleaf	2006-11	761
	Charlene Thomas	1984-87	761
12.	Tra'Ce'e Tanner	2012-16	758
13.	Sharon Stewart	1984-88	757
14.	C.C. Hayden	1989-92	749
	Kendall Mago	1988-92	749
16.	Tasha Hamilton	1997-01	663
	Mae Ola Bolton	1984-88	653
18.	Marita Payne	2002-06	630
19.	Katie Frerking	2013-17	627
20.	Sherell Hobbs	2005-09	612
21.	Brenda Hill	1982-85	604
22.	Blanche Alverson	2009-13	602
23.	KeKe Carrier	2005-10	600
24.	Angie Hannah	1978-82	588
	Linda Godby	1986-90	580
26.	Tyrese Tanner	2010-14	572
	Conswella Sparrow	1997-00	572
28.	Diann McNeil	1984-88	498
29.	Samantha Williams	1991-96	495
	Hasina Muhammad	2011-15	494

Auburn Career Rebounding Average

No.	Player	Years	RPG
1.	Unique Thompson	2017-present	10.1
2.	Marianne Merritt	1975-79	10.0
3.	Becky Jackson	1980-84	9.6
4.	DeWanna Bonner	2005-09	8.3
5.	Lori Monroe	1979-83	7.9
6.	C.C. Hayden	1989-92	7.8
7.	Vickie Orr	1985-89	7.7
	Le'Co'e Willingham	1999-03	7.7
9.	Mae Ola Bolton	1984-88	6.8
10.	Monique Morehouse	1992-96	6.8

Auburn Career Double-Doubles

No.	Player	Years	D-Ds
1.	Unique Thompson	2017-present	40
	DeWanna Bonner	2005-09	40
3.	Lauretta Freeman	1989-93	38
4.	C.C. Hayden	1989-92	30
5.	Le'Co'e Willingham	1999-04	29
6.	Vickie Orr	1985-89	27
7.	Monique Morehouse	1992-96	24
8.	Becky Jackson	1980-84	19
9.	Conswella Sparrow	1997-00	15
10.	Tra'Ce'e Tanner	2012-16	14
11.	Tasha Hamilton	1997-01	13
	Sharon Stewart	1984-88	13
13.	Daniellette Coleman	1992-94	12
	Marita Payne	2002-06	12
15.	Whitney Boddie	2005-09	11
	KeKe Carrier	2005-10	11
17.	Tia Miller	2001-04	8
	Tara Williams	1995-97	8
19.	Katie Frerking	2013-17	7
	Linda Godby	1986-90	7
	Laticia Morris	1995-97	7
	Mandisa Stevenson	2002-04	7
	Tyrese Tanner	2010-14	7
24.	Justine Agbatan	1995-98	6
	Brenda Hill	1982-83	6
	Kendall Mago	1988-92	6
	Samantha Williams	1991-96	6
28.	Ruthie Bolton	1985-89	5
	Jordan Greenleaf	2006-11	5

Auburn Single-Season Double-Doubles

No.	Player	Season	D-Ds
1.	Lauretta Freeman	1992-93	26
2.	Unique Thompson	2019-20	20
3.	DeWanna Bonner	2007-08	15
4.	Monique Morehouse	1995-96	14
5.	Unique Thompson	2018-19	13
	C.C. Hayden	1991-92	13
	Vickie Orr	1988-89	13
8.	DeWanna Bonner	2006-07	12
	Le'Co'e Willingham	2003-04	12
	Sharon Stewart	1987-88	12

Auburn Career 3-Point Attempts

No.	Player	Years	3FGA
1.	Brandy Montgomery	2013-17	688
2.	Alli Smalley	2007-11	637
3.	Blanche Alverson	2009-13	618
4.	Natasha Brackett	2001-05	545
5.	Tiffany Krantz	1996-00	520
6.	Katie Frerking	2013-17	518
7.	Samantha Williams	1992-96	500
8.	Daisa Alexander	2016-present	378
9.	Kristen Mulligan	1992-96	370
10.	Shana Askew	1997-01	332

Auburn Career 3-Point FG Made

No.	Player	Years	3FGM
1.	Alli Smalley	2007-11	219
2.	Blanche Alverson	2009-13	213
3.	Brandy Montgomery	2013-17	205
4.	Tiffany Krantz	1996-00	184
5.	Natasha Brackett	2001-05	171
6.	Samantha Williams	1992-96	161
7.	Kristen Mulligan	1992-96	149
8.	Katie Frerking	2013-17	147
9.	Daisa Alexander	2016-present	125
10.	Carolyn Jones	1988-91	103

Auburn Career Steals

No.	Player	Years	Steals
1.	Mae Ola Bolton	1985-88	282
2.	Kristen Mulligan	1993-96	253
3.	Ruthie Bolton	1986-89	246
4.	Debra Larkin	1982-85	242
5.	Helene Baroody	1984-87	240
6.	Katie Frerking	2013-17	234
7.	Sherell Hobbs	2005-09	231
8.	Janiah McKay	2015-19	223
	Hasina Muhammad	2011-15	223
10.	Daisa Alexander	2016-present	212

TIGERS' RECORD WHEN...

	2019-20	Under Coach Flo
At Home.....	7-5	77-39
On the Road.....	1-8	36-60
At a Neutral Site.....	1-2	20-17
When wearing white.....	7-7	77-35
When wearing orange.....	0-0	7-10
When wearing blue.....	1-7	42-66
When wearing pink.....	1-1	7-5
Leading at the half.....	8-3	105-25
Trailing at the half.....	1-11	28-84
Tied at the half.....	0-1	0-7
Scores 100+ points.....	0-0	0-0
Scores 90-99 points.....	0-0	6-0
Scores 80-89 points.....	2-2	27-3
Scores 70-79 points.....	3-4	39-10
Scores 60-69 points.....	3-4	40-31
Scores fewer than 60 points.....	1-5	19-72
Holds opponent to 41-50 points.....	1-0	32-3
Holds opponent to 31-40 points.....	0-0	7-0
Holds opponent to under 30 points.....	0-0	2-0
Force 25 or more turnovers.....	1-1	52-10
Shoots 50% FG or better.....	2-1	33-3
Shoots 40-49% FG.....	4-6	67-33
Shoots 39.9% or under FG.....	3-8	32-81
Holds opponent under 30% FG.....	1-0	26-2
Shoots higher FG% than opponent.....	6-2	104-23
Shoots lower FG% than opponent.....	3-13	29-88
Shoots same FG% as opponent.....	0-0	0-3
Shoots higher FT% than opponent.....	5-5	58-41
Shoots lower FT% than opponent.....	3-10	72-74
Shoots same FT% as opponent.....	1-0	2-2
Out-rebounds opponent.....	6-5	82-32
Out-rebounded by opponent.....	3-10	45-83
Tied in rebounds.....	0-0	5-2
Versus ranked opponent.....	0-4	5-52
In overtime.....	1-1	6-5
Games decided by 3 points or less.....	2-1	14-17
Games decided by 4-5 points.....	2-3	14-16
Games decided by 6-10 points.....	2-2	31-31
Games decided by 11-20 points.....	3-4	37-31
Games decided by 21-30 points.....	0-5	23-15
Games decided by 30+ points.....	0-0	14-6
On Television/Digital.....	8-11	69-78
In November.....	3-3	33-16
In December.....	3-2	41-10
In January.....	1-7	18-44
In February.....	2-3	25-32
In March.....	0-0	13-13

2019-20 Auburn Superlatives...

First Half

Most points scored in the first quarter.....	25, at UAB (11/21/19)
Most points scored in the second quarter.....	25 at Mississippi State (1/30/20)
Most points scored in the first half.....	46 vs. Mississippi State (2/20/20)
Fewest points scored in the first half.....	18 at Vanderbilt (1/2/20)
Fewest points allowed in the first half.....	18 vs. Jacksonville State (12/28/19)
Most points allowed in the first half.....	47 at Vanderbilt (1/2/20)
Best FG % in the first half.....	.556 at Mississippi State (1/30/20)
Worst FG % in the first half.....	.212 vs. Ole Miss (1/23/20)
Best FG % by an opponent in the first half.....	.679 at Vanderbilt (1/2/20)
Worst FG % by an opponent in the first half.....	.258 vs. Ole Miss (1/23/20)
Most rebounds in the first half.....	32 vs. Ole Miss (1/23/20)
Fewest rebounds in the first half.....	10, 3x; last vs. Florida (1/9/20)
Most rebounds by an opponent in the first half.....	27 at TCU (12/7/19)
Fewest rebounds by an opponent in the first half.....	11, vs. Old Dominion (11/14/19) & at UAB (11/21/19)

Second Half

Most points scored in the third quarter.....	25, vs. Dayton (11/30/19)
Most points scored in the fourth quarter.....	26, vs. Wofford (11/6/19) & at South Alabama (12/4/19)
Most points scored in an overtime period.....	13, vs. Dayton (11/30/19)
Most points scored in the second half.....	49, vs. Wofford (11/6/19)
Fewest points scored in the second half.....	21 at Georgia (1/19/20)
Fewest points allowed in the second half.....	23 vs. Ole Miss (1/23/20)
Most points allowed in the second half.....	58, vs. Wofford (11/6/19)
Best FG % in the second half.....	.652 vs. Bethune-Cookman (12/15/19)
Worst FG % in the second half.....	.200 at Georgia (1/19/20)
Best FG % by an opponent in the second half.....	.692, vs. Old Dominion (11/14/19)
Worst FG % by an opponent in the second half.....	.241 vs. Bethune-Cookman (12/15/19)
Most rebounds in the second half.....	24 vs. Bethune-Cookman (12/15/19)
Fewest rebounds in the second half.....	8 vs. Mississippi State (2/20/20)
Most rebounds by an opponent in the second half.....	24 vs. LSU (2/16/20)
Fewest rebounds by an opponent in the second half.....	9 vs. Bethune-Cookman (12/15/19)

Game

Most points scored.....	85, vs. Mississippi State (2/20/20)
Fewest points scored.....	48 vs. Alabama (1/12/20)
Most points allowed.....	92 vs. Mississippi State (2/20/20)
Fewest points allowed.....	43 vs. Ole Miss (1/23/20)
Best FG %.....	.533 at South Alabama (12/4/19)
Worst FG %.....	.275 vs. Alabama (1/12/20)
Best FG % by an opponent.....	.615 vs. Florida (1/9/20)
Worst FG % by an opponent.....	.274 vs. Ole Miss (1/23/20)
Most rebounds.....	55 vs. Ole Miss (1/23/20)
Fewest rebounds.....	26 vs. Mississippi State (2/20/20)
Most rebounds by an opponent.....	49 at TCU (12/7/19)
Fewest rebounds by an opponent.....	24 vs. Drake (12/1/19)

Miscellaneous

Highest-scoring quarter.....	26, 4Q vs. Wofford (11/6/19) & 4Q at South Alabama (12/4/19)
Lowest-scoring quarter.....	4, 2Q vs. Ole Miss (1/23/20)
Highest-scoring opponent quarter.....	34, 4Q vs. Wofford (11/6/19)
Lowest-scoring opponent quarter.....	2, 2Q vs. Ole Miss (1/23/20)
Largest margin in a single quarter.....	+13 (25-12) 3Q vs. Dayton (11/30/19) & (26-13) 4Q at South Alabama (12/4/19)
Largest margin of victory.....	20, at South Alabama (12/4/19)
Smallest margin of victory.....	2, vs. Wofford (11/6/19) & vs. Dayton (11/30/19)
Largest margin of defeat.....	27 vs. Alabama (1/12/20)
Smallest margin of defeat.....	1 vs. Drake (12/1/19)
Largest halftime lead.....	11, vs. Wofford (11/6/19), vs. LSU (2/16/20), vs. Mississippi State (2/20/20)
Smallest halftime lead.....	1 vs. Ole Miss (1/23/20)
Times tied at halftime.....	1 - 28-28 at Alabama (2/9/20)
Largest halftime deficit.....	29 at Vanderbilt (1/2/20)
Smallest halftime deficit.....	1, at UAB (11/21/19)
Largest rebounding margin.....	+18 vs. Ole Miss (1/23/20)
Smallest rebounding margin.....	+5 vs. Drake (12/1/19)
Last time tied in rebounding.....	
Largest rebounding deficit.....	-12 vs. Mississippi State (2/20/20)
Smallest rebounding deficit.....	-1, vs. Arkansas (1/5/20), vs. Florida (1/9/20), vs. Alabama (1/12/20)
Largest deficit overcome to win game.....	13, vs. Dayton (11/30/19)
Largest lead lost.....	14 vs. Mississippi State (2/20/20)

MISCELLANEOUS STATISTICS

Double-Doubles	Season	Career
Unique Thompson	20	40

30+ Point Games	Season	Career
Unique Thompson	1	1

20+ Point Games	Season	Career
Unique Thompson	9	15
Daisa Alexander	6	17
Brooke Moore	1	2
Lauren Hansen	1	1

10+ Rebound Games	Season	Career
Unique Thompson	22	50
Daisa Alexander	1	1
Kiyae' White	1	1

10+ Assist Games	Season	Career
Daisa Alexander	1	1

5+ Steal Games	Season	Career
Robyn Benton	2	2
Daisa Alexander	1	3

5+ Block Games	Season	Career
Unique Thompson	0	1

GAMES LED AUBURN IN...

Scoring	Season	Career
Unique Thompson	12	25
Daisa Alexander	5	22
Brooke Moore	4	5
Robyn Benton	2	3
Lauren Hansen	2	2
Erin Howard	1	1

Rebounding	Season	Career
Unique Thompson	24	71
Daisa Alexander	1	5
Erin Howard	1	2

Assists	Season	Career
Daisa Alexander	13	20
Unique Thompson	6	10
Lauren Hansen	5	5
Morgan Robinson-Nwagwu	3	3
Erin Howard	2	3
Robyn Benton	2	2
Annie Hughes	2	2
Brooke Moore	2	2
Kiyae' White	1	1
Sania Wells	1	1

(includes games where lead was shared)

2019-20 DOUBLE-DOUBLES

Unique Thompson vs. Wofford (25 pts/11 reb)
Unique Thompson vs. ODU (13 pts/10 reb)
Unique Thompson at UAB (24 pts/19 reb)
Unique Thompson vs St. Joseph's (17 pts/12 reb)
Unique Thompson vs. MTSU (15 pts/10 reb)
Unique Thompson vs. Dayton (20 pts/11 reb)
Unique Thompson vs. Drake (12 pts/11 reb)
Unique Thompson at South Alabama (15 pts/10 reb)
Unique Thompson at TCU (31 pts/15 reb)
Unique Thompson vs. B-CU (16 pts/13 reb)
Unique Thompson vs. Jax St. (20 pts/10 reb)
Unique Thompson at Vanderbilt (14 pts/10 reb)
Unique Thompson vs. Florida (10 pts/10 reb)
Unique Thompson vs. Alabama (16 pts/14 reb)
Unique Thompson at Georgia (13 pts/11 reb)
Unique Thompson vs. Ole Miss (10 pts/13 reb)
Unique Thompson at Kentucky (27 pts/15 reb)
Unique Thompson at Miss. State (21 pts/11 reb)
Unique Thompson vs. Vanderbilt (15 pts/12 reb)
Unique Thompson vs. Miss. State (24 pts/11 reb)

Last Time an Auburn Team...

Scored 90 points	Auburn 96, Elon 44, in Elon, N.C. (Dec. 22, 2018)
Scored 100 points	Auburn 119, Sam Houston State 54, in Auburn, Ala. (Dec. 5, 2008)
Scored 100 points in an SEC game	Auburn 102, Tennessee 96, SEC Tournament in Albany, Ga. (Mar. 6, 1987)
Scored 100 at home	Auburn 119, Sam Houston State 54, in Auburn, Ala. (Dec. 5, 2008)
Scored 80 points and lost	Mississippi State 92, Auburn 85 [OT] in Auburn, Ala. (Feb. 20, 2020)
Scored 90 points and lost	Kentucky 91, Auburn 90 [2OT], in Auburn, Ala. (Feb. 2, 1986)
Scored 100 points and lost	Never
Scored 110+ points	Auburn 119, Sam Houston State 54, in Auburn, Ala. (Dec. 5, 2008)
Scored 50-59 points in a half	51 (1st half) at Elon in Elon, N.C. (Dec. 22, 2018)
Scored 60 or more points in a half	62 (2nd half) vs. Drake in New Orleans, La. (Dec. 21, 2016)
Scored 30 or more points in a quarter	30 (1st quarter) - at St. Joseph's in Philadelphia, Pa. (Dec. 6, 2018)
Scored 50 points or less in a game	50 - at Georgia in Athens, Ga. (Jan. 19, 2020)
Scored 50 points or less and won	Auburn 47, Missouri 45 [SEC] in Jacksonville, Fla. (March 3, 2016)
Scored 40 points or less in a game	Georgia 63, Auburn 30, in Athens, Ga. (Jan. 28, 2016)
Scored less than 10 points in a quarter	9 points (3rd quarter) vs. LSU in Auburn, Ala. (Feb. 16, 2020)
Scored less than 20 points in a 1st half	18 points at Vanderbilt in Nashville, Tenn. (Jan. 2, 2020)
Scored less than 20 points in a 2nd half	18 points vs. Missouri [SEC] in Jacksonville, Fla. (March 3, 2016)
Had 35+ rebound margin	36 - (52-16) vs. Alabama A&M in Normal, Ala. (Nov. 19, 2013)
Had 25+ rebound margin	33 - (53-26) vs. Grambling State in Auburn, Ala. (Nov. 6, 2018)
Had 20+ rebound margin	33 - (53-26) vs. Grambling State in Auburn, Ala. (Nov. 6, 2018)
Attempted 30 free throws	31 - vs. Mississippi State in Auburn, Ala. (Feb. 20, 2020)
Attempted 35 free throws	36 - vs. Alabama State in Auburn, Ala. (Dec. 29, 2018)
Attempted 40 free throws	41 - vs. Alabama State in Auburn, Ala. (Nov. 15, 2006)
Attempted 5 free throws or less	4 - at South Carolina in Columbia, S.C. (Feb. 13, 2020)
Did not attempt a free throw	Never
Made 20-24 free throws	20 - vs. Wofford in Auburn, Ala. (Nov. 6, 2019)
Made 25+ free throws	28 - vs. Mississippi State in Auburn, Ala. (28-31) (Feb. 20, 2020)
Made 30 free throws	31 - vs. Northwestern State (31-43) (Dec. 30, 2003)
Had 25 assists	25 - vs. Ole Miss in Auburn, Ala. (Jan. 8, 2017)
Had 25 turnovers	26 - at Kentucky in Lexington, Ky. (Jan. 27, 2020)
Had 10 turnovers or less	7 - at Alabama in Tuscaloosa, Ala. (Feb. 9, 2020)
Had 25+ steals	Never
Had 20-24 steals	21 - vs. Georgia in Auburn, Ala. (Feb. 3, 2019)
Had 15-19 steals	15 - vs. Mississippi State in Auburn, Ala. (Feb. 20, 2020)
Had 10-14 blocks	10 - vs. Louisiana Tech in Auburn, Ala. (Nov. 19, 2017)
Had 15+ blocks	15 - at Florida International in Miami, Fla. (Dec. 29, 2014)
Won an overtime game	Auburn 74, Dayton 72 [1OT] in Estero, Fla. (Nov. 30, 2019)
Lost an overtime game	Mississippi State 92, Auburn 85 [1OT] in Auburn, Ala. (Feb. 20, 2020)
Played a double overtime game	Auburn 70, Alabama 65 [2OT] in Auburn, Ala. (Feb. 27, 2014)
Played three or more overtimes	Never
Shot 70% for a half	70.4% (19-of-27), 2nd half at Elon in Elon, N.C. (Dec. 22, 2018)
Shot 60% for a game	63.3% (38-of-60) at Elon in Elon, N.C. (Dec. 22, 2018)
Shot less than 30% for a game	28.3% (15-of-53) at Georgia in Athens, Ga. (Jan. 19, 2020)
Shot 90-99.9% from the free throw line (min. 10 attempts)	90.3% (28-of-31) vs. Mississippi State in Auburn, Ala. (Feb. 20, 2020)
Shot 100% from the free throw line (min. 10 attempts)	100% (16-of-16) vs. Texas A&M in Auburn, Ala. (Jan. 7, 2018)
Shot 50% on 3-pointers (minimum 5 attempts)	50.0% (8-of-16) vs. LSU in Auburn, Ala. (Feb. 16, 2020)
Shot 20-30% in a half	29.4% (10-of-34), 1st half at South Carolina in Columbia, S.C. (Feb. 13, 2020)
Shot less than 20% in a half	18.4% (7-of-38), 1st half vs. Missouri in Auburn, Ala. (Feb. 15, 2018)
Shot 55% or better and lost	58.1% (25-of-43) vs. Tennessee (Jan. 20, 2005)
Made 10+ 3-point field goals	12-of-24 at South Alabama in Mobile, Ala. (Dec. 4, 2019)
Failed to make a 3-point field goal	0-of-5 vs. Southern in Auburn, Ala. (Dec. 9, 2017)
Had 60+ rebounds	61 - vs. Stephen F. Austin in Auburn, Ala. (Dec. 17, 2007)
Had 50-59 rebounds	55 vs. Ole Miss in Auburn, Ala. (Jan. 23, 2020)
Defeated a Top-25 opponent	Auburn 58, #25 Missouri 54, in Auburn, Ala. (Feb. 24, 2019)
Defeated a Top-10 opponent	Auburn 66, #7 Kentucky 61, in Auburn, Ala. (Jan. 3, 2016)
Defeated a Top-25 opponent on the road	Auburn 68, #16 Vanderbilt 62, in Nashville, Tenn. (Feb. 13, 2014)

Last Time an Auburn Player...

Scored 25-29 points	27 - Unique Thompson at Kentucky in Lexington, Ky. (Jan. 27, 2020)
Scored 30-34 points	31 - Unique Thompson at TCU in Fort Worth, Texas (Dec. 7, 2019)
Scored 35 points	35 - DeWanna Bonner vs. Tennessee in Auburn, Ala. (Jan. 25, 2009)
Scored 40 points	41 - Conswella Sparrow vs. South Alabama (Feb. 17, 1998)
Had 15+ rebounds	15 - Unique Thompson at Kentucky in Lexington, Ky. (Jan. 27, 2020)
Had 20 rebounds	20 - Monique Morehouse at LSU (Feb. 4, 1995)
Had 10 assists	10 - Daisa Alexander vs. LSU in Auburn, Ala. (Feb. 16, 2020)
Had 15 assists	18 - Martha Monk vs. Alabama State (Feb. 18, 1981)
Had 5 blocks	6 - Unique Thompson vs. Louisiana Tech in Auburn, Ala. (Nov. 19, 2017)
Had 7 blocks	7 - Jassany Williams vs. Duke (Nov. 18, 2011)
Had 10 blocks	13 - Marita Payne vs. Arkansas (Feb. 3, 2005)
Had 5 steals	5 - Daisa Alexander vs. Mississippi State in Auburn, Ala. (Feb. 20, 2020)
Had 8 steals	8 - Brandy Montgomery vs. East Carolina in Auburn, Ala. (Dec. 5, 2015)
Had 10 steals	10 - Kristen Mulligan vs. Northeast Illinois in Auburn, Ala. (Dec. 18, 1992)
Made 10 field goals	10 - Unique Thompson [10-13] vs. LSU in Auburn, Ala. (Feb. 16, 2020)
Made 15 field goals	15 - Conswella Sparrow (15-16) vs. South Alabama (Feb. 17, 1998)
Attempted 20 field goals	21 - Unique Thompson vs. Alabama in Auburn, Ala. (Jan. 12, 2020)
Attempted 25 field goals	28 - Brandy Montgomery (8-28) at Marquette in Milwaukee, Wis. (Dec. 13, 2015)
Made 5+ three-point field goals	7 - Lauren Hansen vs. Drake in Estero, Fla. (Dec. 1, 2019)
Made 8 three-point field goals	8 - Tiffany Krantz vs. Troy State in Auburn, Ala. (Nov. 21, 1997)
Attempted 10 three-point field goals	14 - Lauren Hansen vs. Drake in Estero, Fla. (Dec. 1, 2019)
Attempted 15 three-point field goals	16 - Brandy Montgomery at Marquette in Milwaukee, Wis. (Dec. 13, 2015)
Made 10 free throws	12 - Daisa Alexander vs. Mississippi State (Feb. 20, 2020)
Made 15 free throws	Never
Shot 100% at the free throw line (min. 10 attempts)	12-12 - Daisa Alexander vs. Mississippi State (Feb. 20, 2020)
Had a double-double	Unique Thompson (24 pts/11 reb) vs. Mississippi State in Auburn, Ala. (Feb. 20, 2020)

SEC PRESEASON POLL (Media Vote)**Order of Finish**

1. South Carolina
2. Texas A&M
3. Mississippi State
4. Kentucky
5. Arkansas
6. Tennessee
7. Auburn
8. LSU
9. Missouri
10. Georgia
11. Alabama
12. Florida
13. Ole Miss
14. Vanderbilt

Player of the Year

Chennedy Carter, Texas A&M

All-SEC First Team

Chennedy Carter, Texas A&M
 Chelsea Dungee, Arkansas
 Rhyme Howard, Kentucky
 Ayana Mitchell, LSU
 Tyasha Harris, South Carolina

All-SEC Second Team

Unique Thompson, Auburn
 Mikiah Herbert Harrigan, South Carolina
 Renna Davis, Tennessee
 Ciera Johnson, Texas A&M
 Mariella Fasoula, Vanderbilt

SEC PRESEASON POLL (Coaches' Vote)**Order of Finish**

1. Texas A&M
2. South Carolina
3. Mississippi State
4. Kentucky
5. Arkansas
6. LSU
7. Tennessee
8. Auburn
9. Missouri
10. Georgia
11. Alabama
12. Vanderbilt
13. Ole Miss
14. Florida

Player of the Year

Chennedy Carter, Texas A&M

All-SEC First Team

Chelsea Dungee, Arkansas
 Rhyme Howard, Kentucky
 Ayana Mitchell, LSU
 Jordan Danberry, Mississippi State
 Amber Smith, Missouri
 Tyasha Harris, South Carolina
 Renna Davis, Tennessee
 Chennedy Carter, Texas A&M

All-SEC Second Team

Cierra Johnson, Alabama
 Daisa Alexander, Auburn
 Unique Thompson, Auburn
 Gabby Connally, Georgia
 Chloe Bibby, Mississippi State
 Mikiah Herbert Harrigan, South Carolina
 Ciera Johnson, Texas A&M
 Kayla Wells, Texas A&M
 Mariella Fasoula, Vanderbilt

Had 2 consecutive double-doubles Unique Thompson: 21/11 at MSU, 15/12 vs. Vandy (Jan. 30-Feb. 2, 2020)
Had 3 consecutive double-doubles Unique Thompson: 27/15 at Kentucky, 21/11 at MSU, 15/12 vs. Vandy (Jan. 27-Feb. 2, 2020)
...Had 13 consecutive double-doubles Unique Thompson: First vs. BYU; last at Vandy (March 23, 2019-Jan. 2, 2020)
 ...Had 18 consecutive double-doubles (AU record) Lauretta Freeman: First vs. Furman, Last vs. Oral Roberts (Dec. 29, 1992-Feb. 23, 1993)
 Had a double-double at halftime Unique Thompson (16 pts/10 rebs) at Iowa State in Ames, Iowa (Nov. 13, 2018)
 Two players had a double-double Unique Thompson (14 p/13 r) & Janiah McKay (16 p/10 a) vs. Grambling State (Nov. 6, 2018)
 Recorded a double-double with points and assists Janiah McKay (16 pts/10 assists) vs. Grambling State (Nov. 6, 2018)
 Scored 20 points & had 20 rebounds Lauretta Freeman (30 pts/21 rebs.) vs. Alabama, (Feb. 17, 1993)
 Had a triple-double Whitney Boddie (24 pts./11 rebs./12 asst.) vs. Sam Houston State (Dec. 5, 2008)
Two players scored 20 points Unique Thompson (24), Daisa Alexander (21) vs. Mississippi State in Auburn, Ala. (Feb. 20, 2020)
 Two players scored 30 points Laticia Morris (33 points) & Tara Williams (30 points) vs. South Alabama (Jan. 14, 1997)
 Had 2 straight 25-point games Janiah McKay: 27 at South Carolina, 26 vs. Arkansas (Jan. 11-14, 2018)
 Had 3 straight 25-point games Janiah McKay: 25 pts vs. Texas A&M, 27 pts at South Carolina, 26 pts vs. Arkansas (Jan. 7-14, 2018)
 Zero players scored in double figures at Georgia in Athens, Ga. (Jan. 28, 2016)
Only one player scored in double figures Unique Thompson (27) at Kentucky in Lexington, Ky. (Jan. 27, 2020)
Five players scored in double figures Thompson (16), Howard (12), Alexander (11), Hansen/Benton (10) vs. Bethune-Cookman (Dec. 15, 2019)
 Six players scored in double figures McKay/Benton (16), Primm (15), Thompson (14), Alexander/Jones (13) vs. Grambling (Nov. 6, 2018)
 Seven players scored in double figures Carrier (19 pts.), Bonner (18 pts.), Smalley (16 pts.), Boddie (13 pts.), R. Hobbs (13 pts.), Hilliard (13 pts.) & S. Hobbs (10 pts.) vs. Sam Houston State (Dec. 5, 2008)
Two players had 10 rebounds Unique Thompson (13) and Daisa Alexander (10) vs. Ole Miss in Auburn, Ala. (Jan. 23, 2020)
 Three players had 10 rebounds J. Greenleaf (12 rebs.), D. Bonner (12 rebs.) & .oddie (10 rebs.) vs. Oakland (Nov. 21, 2007)
 Played every minute Jordan Greenleaf (40 mins.) vs. Florida in Duluth, Ga. [SEC] (Mar. 4, 2010)
 Played 40 or more minutes in OT game Unique Thompson (43 mins.) vs. Georgia in Auburn, Ala. (Feb. 3, 2019)
 Attempted a slam dunk Hasina Muhammad vs. St. John's in Auburn, Ala. (Dec. 6, 2013)
 Made a shot from half-court or beyond Brooke Moore (end 2nd quarter) vs. Alabama State in Auburn, Ala. (Dec. 29, 2018)

Last Time an Auburn Opponent...

Shot less than 30% in a game (SEC) Ole Miss - 27.4% (17-of-62) in Auburn, Ala. (Jan. 23, 2020)
 Shot less than 30% in a game (Non-conf) Alabama State - 29.8% (14-of-47) in Auburn, Ala. (Dec. 29, 2018)
Shot 60% or better in a game Florida - 61.5% (32-of-52) in Auburn, Ala. (Jan. 9, 2020)
Scored 90 points Mississippi State 92, Auburn 85 [OT] in Auburn, Ala. (Feb. 20, 2020)
 Scored 100 points Georgia 102, Auburn 72 in Athens, Ga. (Mar. 3, 1984)
 Scored 100 points at Auburn Tuskegee 105, Auburn 98 (2OT) (Feb. 12, 1979)
 Had 25+ rebound margin Never
 Had a 20+ rebound margin 20 - Alabama (56-36) in Auburn, Ala. (Feb. 20, 2017)
Scored less than 5 points in a quarter 2 - Ole Miss (2nd quarter) in Auburn, Ala. (Jan. 23, 2020)
Scored less than 10 points in a quarter 9 - LSU (2nd quarter) in Auburn, Ala. (Feb. 16, 2020)
 Scored less than 10 points in all four quarters Winthrop (9-8-8-8) in Auburn, Ala. (Dec. 16, 2015)
Scored 30 or more points in a quarter 34 - Wofford (4th quarter) in Auburn, Ala. (Nov. 6, 2019)
 Scored less than 10 points in a half 8 - Jacksonville (1st half) in Auburn, Ala. (Dec. 28, 2016)
Scored less than 20 points in a 1st half 18 - Jacksonville State in Auburn, Ala. (Dec. 28, 2019)
 Scored less than 20 points in a 2nd half 19 - Florida in Auburn, Ala. (Dec. 31, 2017)
 Had 50 rebounds 56 - Alabama in Auburn, Ala. (Feb. 20, 2017)
 Had 25 assists 25 - Florida International in Miami, Fla. (Dec. 19, 1993)
Had 25-29 turnovers 29 - Vanderbilt in Nashville, Tenn. (Jan. 2, 2020)
 Had 30-34 turnovers 30 - XULA in Auburn, Ala. (Dec. 28, 2017)
 Had 35+ turnovers 35 - ULM in Auburn, Ala. (Nov. 27, 2017)
 Had 15 steals 15 - East Carolina in Auburn, Ala. (Dec. 5, 2015)
Had 10 blocks 10 - Georgia in Athens, Ga. (Jan. 19, 2020)
 Failed to make a 3-point field goal LSU (0-6) in Baton Rouge, La. (Feb. 1, 2016)
 Attempted 35 free throws 35 - Florida in Gainesville, Fla. (Feb. 28, 2016)
 Made 30 free throws 30 - Arkansas (Jan. 22, 1995)
Made 10 three-point field goals 10 - South Carolina in Columbia, S.C. (Feb. 13, 2020)
 Made 15 three-point field goals 18 - Missouri in Columbia, Mo. (Jan. 6, 2013)
Scored 41-50 points in a game 43 - Ole Miss in Auburn, Ala. (Jan. 23, 2020)
 Scored 31-40 points in a game 38 - Alabama in Auburn, Ala. (Feb. 17, 2019)
 Scored 30 points or less 26 - Georgia in Athens, Ga. (Feb. 22, 2015)
 Scored 25 points or less 25 - Puerto Rico-Mayaguez (Dec. 17, 2000)

Last Time an Opposing Player...

Scored 30+ points (non-conference) 35 - Ajah Wayne of Old Dominion in Auburn, Ala. (Nov. 14, 2019)
Scored 30+ points (SEC) 34 - Rickea Jackson of Mississippi State in Auburn, Ala. (Feb. 20, 2020)
Scored 35+ points (all games) 35 - Ajah Wayne of Old Dominion in Auburn, Ala. (Nov. 14, 2019)
 Scored 40+ points (all games) 41 - Chelsea Dungee of Arkansas in Fayetteville, Ark. (Feb. 10, 2019)
 Attempted 25 field goals 27 - Jantel Lavender (9-27) of Ohio State (Nov. 23, 2008)
 Scored 20 points & had 20 rebounds Young of Baylor in the WNIT Championship Game, (20 pts./25 rebs.) (Apr. 4, 2003)
Two players scored 20 points Jaycee Bradley (24) and Lauren Heard (21) of TCU in Fort Worth, Texas (Dec. 7, 2019)
 Three players scored 20 points by LSU in Baton Rouge, Chatman (22 pts), Johnson (21 pts) & Lowery (20 pts) (Jan. 12, 1991)
Five players scored in double figures Cooke (13), Boston (13), Harris (12), Grissett (11), Herbert Harrigan (11) of S. Carolina (Feb. 13, 2020)
 Six players scored in double figures Williams (10), Lewis (13), Bonds (18), Peoples (10), Miller (12), Svetel (12) of Florida (Jan. 26, 2014)
Recorded a double-double Jessika Carter of Mississippi State (17 pts/10 rebs) in Auburn, Ala. (Feb. 20, 2020)
 Recorded a double-double with points and assists Tyasha Harris (12 pts/11 ast) of South Carolina in Columbia, S.C. (Jan. 11, 2018)
 Recorded a triple-double Ceira Ricketts (14 pts./13 rebs./12 ast.) of Arkansas (Jan. 18, 2009)
 Two players recorded a double-double C. Green (16 pts/11 reb) & Davis (15 pts/10 reb) of Tennessee in Knoxville, Tenn. (Feb. 14, 2019)
 Committed 10+ turnovers 10 - Shaquera Wade of Alabama in Greenville, S.C. (March 7, 2019)
 Had 15-19 rebounds 15 - by N' dea Jones of Texas A&M in Auburn, Ala. (Jan. 24, 2019)
 Had 20+ rebounds 21 - Ayana Mitchell of LSU in Baton Rouge, La. (March 3, 2019)
 Had 10 assists 10 - Tyasha Harris of South Carolina in Auburn, Ala. (Feb. 28, 2019)
 Had 15 assists 16 - Cindy McMahan of Alabama-Huntsville (Nov. 24, 1980)
 Had 5 blocks 5 - Ashley Knight of Alabama in Tuscaloosa, Ala. (Feb. 18, 2018)
 Had 10 blocks Never
Had 5 steals 5 - Kiara Smith of Florida in Auburn, Ala. (Jan. 9, 2020)
 Made 15 field goals 15 - Chamique Holdscraw (15-21) of Tennessee (Feb. 1, 1998)
 Made 10 3-point field goals 11 - Morgan Eye (11-18) of Missouri in Columbia, Mo. (Jan. 6, 2013)

2019-20 Auburn Individual Highs...**First Half**

Points..... 21, Unique Thompson at TCU (12/7/19)
 Field Goals Made..... 9, Unique Thompson at TCU (12/7/19)
 Field Goal Attempts..... 12, Unique Thompson vs. Alabama (1/12/20)
 3-Point Field Goals Made 5, Lauren Hansen vs. Drake (12/1/19)
 3-Point Field Goal Attempts 8, Lauren Hansen vs. Drake (12/1/19)
 Free Throws Made 7, Unique Thompson at Georgia (1/19/20)
 Free Throws Attempted 9, Unique Thompson at Georgia (1/19/20)
 Rebounds 11, Unique Thompson at UAB (11/21/19) & vs. Arkansas (1/5/20)
 Assists 6, Daisa Alexander vs. LSU (2/16/20)
 Blocked Shots..... 2, Erin Howard at TCU (12/7/19) & vs. Alabama (1/12/20)
 Steals 5, Robyn Benton at Mississippi State (1/30/20)

Second Half

Points..... 19, Daisa Alexander vs. Drake (12/1/19)
 Field Goals Made..... 7, Unique Thompson vs. LSU (2/16/20)
 Field Goal Attempts..... 12, Daisa Alexander vs. Dayton (11/30/19)
 3-Point Field Goals Made 4, Erin Howard at South Alabama (12/4/19)
 3-Point Field Goal Attempts 6, Lauren Hansen vs. Drake (12/1/19)
 Free Throws Made 10, Daisa Alexander vs. Mississippi State (2/20/20)
 Free Throws Attempted 10, 2x; last, Daisa Alexander vs. Mississippi State (2/20/20)
 Rebounds 9, 5x; last, Unique Thompson vs. Vanderbilt (2/2/20)
 Assists 5, Daisa Alexander at Kentucky (1/27/20)
 Blocked Shots..... 2, 2x; last, Erin Howard at South Carolina (2/13/20)
 Steals 4, Robyn Benton vs. Vanderbilt (2/2/20)

Game

Points..... 31, Unique Thompson at TCU (12/7/19)
 Field Goals Made..... 12, Unique Thompson at TCU (12/7/19)
 Field Goal Attempts..... 21, Unique Thompson vs. Alabama (1/12/20)
 3-Point Field Goals Made 7, Lauren Hansen vs. Drake (12/1/19)
 3-Point Field Goal Attempts 14, Lauren Hansen vs. Drake (12/1/19)
 Free Throws Made 12, Daisa Alexander vs. Mississippi State (2/20/20)
 Free Throws Attempted 15, Unique Thompson vs. Dayton (11/30/19)
 Rebounds 19, Unique Thompson at UAB (11/21/19)
 Assists 10, Daisa Alexander vs. LSU (2/16/20)
 Blocked Shots..... 3, Erin Howard at South Carolina (2/13/20)
 Steals 6, Robyn Benton at Mississippi State (1/30/20) & vs. Vanderbilt (2/2/20)

2019-20 Auburn Team Highs...**First Half**

Points..... 46 vs. Mississippi State (2/20/20)
 Field Goals Made..... 16 at UAB (11/21/19)
 Field Goal Attempts..... 41 vs. Alabama (1/12/20)
 3-Point Field Goals Made 8 vs. Drake (12/1/19)
 3-Point Field Goal Attempts 18 vs. Drake (12/1/19)
 Free Throws Made 13 vs. Mississippi State (2/20/20)
 Free Throws Attempted 19 vs. Old Dominion (11/14/19)
 Rebounds 25 vs. Wofford (11/6/19)
 Assists 10 at South Alabama (12/4/19)
 Blocked Shots..... 3 at TCU (12/7/19)
 Steals 10 at Mississippi State (1/30/20)

Second Half

Points..... 49 vs. Wofford (11/6/19)
 Field Goals Made..... 17, 3x; last vs. Arkansas (1/5/20)
 Field Goal Attempts..... 37 vs. Old Dominion (11/14/19)
 3-Point Field Goals Made 6 at South Alabama (12/4/19)
 3-Point Field Goal Attempts 14 vs. Florida (1/9/20)
 Free Throws Made 16 vs. Vanderbilt (2/2/20)
 Free Throws Attempted 19 vs. Wofford (11/6/19) & at Vanderbilt (1/2/20)
 Rebounds 24 vs. Bethune-Cookman (12/15/19)
 Assists 10 vs. Wofford (11/6/19)
 Blocked Shots..... 4 vs. LSU (2/16/20)
 Steals 14 at Vanderbilt (1/2/20)

Game

Points..... 85 vs. Mississippi State (2/20/20)
 Field Goals Made..... 32 at South Alabama (12/4/19)
 Field Goal Attempts..... 69 vs. Alabama (1/12/20)
 3-Point Field Goals Made 13 vs. Drake (12/1/19)
 3-Point Field Goal Attempts 29 vs. Drake (12/1/19) & vs. Florida (1/9/20)
 Free Throws Made 28 vs. Mississippi State (2/20/20)
 Free Throws Attempted 31 vs. Mississippi State (2/20/20)
 Rebounds 55 vs. Ole Miss (1/23/20)
 Assists 16, 3x; last vs. Mississippi State (2/20/20)
 Blocked Shots..... 4, 4x; last vs. Mississippi State (2/20/20)
 Steals 17 at Vanderbilt (1/2/20)
 Turnovers Forced..... 29 at Vanderbilt (1/2/20)

Specialty Statistics (Auburn-Opponent)

Opponent	Points in the Paint	Points off Turnovers	2nd-Chance Points	Fast-Break Points	Bench Points
Wofford	38 -18	12-19	24 -10	11-9	10-5
Old Dominion	28-30	14-13	22-11	4-13	15-16
at UAB	34-26	15-23	17-15	0-0	18-9
St. Joseph's	22-36	17-11	17-7	7-8	10-13
vs. Middle Tennessee	26-32	9-19	11-3	4-8	13-6
vs. Dayton	24-32	19-14	11-11	4-2	7-19
vs. Drake	27-44	24-24	7-6	4-6	11-27
at South Alabama	32-30	21-18	8-20	8-6	20-6
at TCU	32-34	9- 26	12-14	7- 25	10-22
vs. Bethune-Cookman	36-20	8-16	21-7	4-14	28 -16
vs. Jacksonville State	22-2	27 -11	22-5	6-3	12-14
at Vanderbilt	24-46	12-24	3-7	6-10	18-9
vs. Arkansas	24-36	12-24	15-10	9-18	20-10
vs. Florida	22-42	9- 26	17-2	10-16	20-16
vs. Alabama	24-28	10-17	13-10	0-10	24-17
at Georgia	16-28	9-19	9-12	4-19	4-34
vs. Ole Miss	16-14	14-15	8-11	12-3	12-21
at Kentucky	38 -20	16-25	13-9	12-7	5-25
at Mississippi State	34-48	21-24	14-11	14-16	13-49
vs. Vanderbilt	32-40	14-12	16-11	19 -16	9-3
at Alabama	20-26	8-7	11-15	7-0	7-16
at South Carolina	26-32	18-22	15-15	5-20	12-22
vs. LSU	24-32	11-17	2-12	6-14	5-8
vs. Mississippi State	22- 56	20-23	6-18	19 -13	5-19
Totals (Averages)	643 (26.8)-752 (31.3)	351 (14.6)-455 (19.0)	310 (12.9)-250 (10.4)	182 (7.6)-256 (10.7)	295 (12.3)-415 (17.3)

Lead-Deficit Comparison

Opponent	Largest Lead	Largest Deficit	Lead Changes	Ties	Result
Wofford	17 (3rd, 5:39)	4 (1st, 9:16)	7	5	W, 84-82
Old Dominion	2 (1st, 7:02)	16 (4th, 3:30)	6	3	L, 77-89
at UAB	5 (3rd, 5:34)	5 (4th, 1:10)	25	12	L, 75-80
St. Joseph's	6 (4th, 5:32)	6 (1st, 1:34)	10	11	W, 66-62
vs. Middle Tennessee	--	26 (4th, 6:37)	0	0	L, 50-73
vs. Dayton	6 (1st, 1:12)	13 (Half)	8	9	W, 76-74 (OT)
vs. Drake	11 (3rd, 1:29)	11 (1st, 2:34)	13	12	L, 82-83
at South Alabama	26 (4th, 3:02)	2 (3rd, 4:46)	4	0	W, 82-62
at TCU	--	25 (4th, 5:41)	0	3	L, 65-80
vs. Bethune-Cookman	19 (4th, 3:46)	5 (2nd, 7:25)	10	5	W, 74-56
vs. Jacksonville State	18 (4th, 4:03)	--	0	0	W, 62-53
at Vanderbilt	3 (1st, 8:56)	35 (3rd, 6:14)	1	0	L, 55-77
vs. Arkansas	7 (1st, 7:08)	27 (4th, 5:34)	1	1	L, 70-86
vs. Florida	2 (1st, 7:11)	24 (3rd, 6:50)	2	2	L, 63-83
vs. Alabama	8 (1st, 4:30)	32 (4th, 1:14)	3	4	L, 45-78
at Georgia	10 (1st, 5:13)	17 (4th, 5:48)	1	2	L, 50-61
vs. Ole Miss	19 (4th, 1:30)	6 (1st, 2:05)	5	1	W, 59-43
at Kentucky	1 (1st, 6:50)	20 (2nd, 3:02)	2	1	L, 61-68
at Mississippi State	9 (3rd, 9:29)	9 (3rd, 0:12)	23	12	L, 73-78
vs. Vanderbilt	13 (3rd, 3:42)	8 (1st, 6:18)	5	2	W, 70-62
at Alabama	6 (1st, 4:33)	5 (4th, 0:09)	13	12	L, 64-68
at South Carolina	--	30 (4th, 9:42)	0	0	L, 53-79
vs. LSU	15 (4th, 6:53)	--	0	1	W, 65-60
vs. Mississippi State	14 (3rd, 3:40)	7 (0:13, OT)	9	5	L, 85-92 (OT)

Scoring Breakdown

(Percentage of total points in parentheses)

Opponent	Front Court	Back Court	Sr.	Jr.	So.	Fr.	Starters	Bench
Wofford	37 (44.0)	47 (56.0)	22	30	17	15	74 (88.1)	10 (10.9)
Old Dominion	26 (33.8)	51 (66.2)	17	15	26	19	62 (80.5)	15 (19.5)
at UAB	38 (50.7)	37 (49.3)	20	24	20	11	57 (76.0)	18 (24.0)
St. Joseph's	32 (48.5)	34 (51.5)	8	17	16	25	56 (84.8)	10 (15.2)
vs. Middle Tennessee	27 (54.0)	23 (46.0)	6	15	23	6	37 (74.0)	13 (26.0)
vs. Dayton	26 (34.2)	50 (65.8)	22	20	24	10	69 (90.8)	7 (9.2)
vs. Drake	20 (24.3)	62 (75.7)	24	12	13	33	71 (86.6)	11 (13.4)
at South Alabama	32 (39.0)	50 (61.0)	14	15	37	16	62 (75.6)	20 (24.4)
at TCU	40 (61.5)	25 (38.5)	6	31	17	11	55 (84.6)	10 (15.4)
vs. Bethune-Cookman	32 (43.2)	42 (56.8)	11	16	26	21	46 (62.2)	28 (37.8)
vs. Jacksonville State	28 (45.1)	34 (54.9)	10	20	23	9	50 (80.0)	12 (20.0)
at Vanderbilt	29 (52.7)	24 (47.3)	2	14	32	7	37 (67.2)	18 (32.8)
vs. Arkansas	14 (20.0)	56 (80.0)	19	6	33	12	50 (71.4)	20 (28.6)
vs. Florida	27 (42.9)	36 (57.1)	-	10	33	20	43 (68.3)	20 (31.7)
vs. Alabama	30 (62.5)	18 (37.5)	-	16	21	11	31 (64.6)	17 (35.4)
at Georgia	19 (38.0)	31 (62.0)	17	13	20	0	46 (94.0)	4 (8.0)
vs. Ole Miss	18 (30.5)	41 (59.5)	7	10	35	7	47 (79.7)	12 (20.3)
at Kentucky	37 (60.7)	24 (29.3)	8	27	22	4	56 (91.8)	5 (8.2)
at Mississippi State	26 (35.6)	47 (64.4)	20	21	19	13	60 (82.2)	13 (17.8)
vs. Vanderbilt	18 (25.7)	52 (74.3)	18	15	16	21	67 (95.7)	3 (4.3)
at Alabama	24 (37.5)	40 (62.5)	10	9	29	16	57 (89.1)	7 (10.9)
at South Carolina	27 (50.9)	26 (49.1)	2	12	30	9	41 (77.4)	12 (22.6)
vs. LSU	28 (43.1)	37 (56.9)	7	23	16	19	60 (92.3)	5 (7.7)
vs. Mississippi State	32 (37.6)	53 (62.4)	21	24	22	18	80 (94.1)	5 (5.9)

Comparison Statistics (Auburn/Opponent)

Opponent	1st	2nd	Score	Mar	Total FG	FG Pct	3-Pointers	3FG Pct	Free Throws	FT Pct	Reb.	Mar	Assist	TO	Bk	Stl	Fouls
Wofford	35/24	49/58	84-82	+2	30-65/26-64	.462/.406	4-16/13-30	.250/.433	20-30/17-20	.667/.850	47/34	+13	15/13	14/15	2/3	12/6	19/26
Old Dominion	39/41	38/48	77-89	(12)	26-60/32-54	.433/.593	8-19/14-28	.421/.500	17-28/11-18	.607/.611	34/28	+6	9/16	14/15	2/3	9/7	19/21
UAB	40/41	35/39	75-80	(5)	30-60/26-53	.500/.491	3-15/10-23	.200/.435	12-17/18-21	.706/.857	37/27	+10	11/15	20/17	4/3	11/8	20/12
St. Joseph's	32/29	34/33	66-62	+4	21-58/24-54	.362/.444	5-14/4-15	.357/.267	19-30/10-15	.633/.667	40/34	+6	14/15	10/14	1/5	8/5	14/20
Middle Tenn.	19/40	31/33	50-73	(23)	18-53/26-60	.340/.433	4-20/10-29	.200/.345	10-18/11-21	.556/.524	29/36	(7)	8/12	23/16	1/3	8/12	22/14
Dayton	24/37	39/26	76-74	+2	26-64/28-63	.406/.444	6-23/9-25	.261/.360	18-26/9-14	.692/.643	33/35	(2)	6/15	13/20	2/2	14/5	22/20
Drake	42/44	40/39	82-83	(1)	28-62/32-61	.452/.525	13-29/7-25	.448/.280	13-16/12-13	.813/.923	29/24	+5	15/20	20/19	2/0	11/10	14/15
South Alabama	37/32	45/30	82-62	+20	32-60/25-59	.533/.424	12-24/10-31	.500/.323	6-12/2-4	.500/.500	36/30	+6	16/12	13/15	3/0	7/4	13/7
TCU	31/44	34/36	65-80	(15)	24-67/25-67	.358/.373	3-25/7-26	.120/.269	14-19/23-33	.737/.697	42/49	(7)	14/18	19/16	3/4	11/9	25/16
Beth.-Cookman	36/31	38/25	74-56	+18	30-59/19-56	.508/.339	8-25/5-24	.320/.208	6-7/13-24	.857/.542	43/26	+17	14/7	19/11	4/0	6/9	22/8
Jacksonville St.	27/18	35/35	62-53	+9	22-55/16-47	.400/.340	5-19/13-31	.263/.419	13-16/8-9	.813/.889	36/30	+6	8/13	21/27	2/2	14/8	12/14
Vanderbilt	18/47	37/30	55-77	(22)	17-60/31-52	.283/.596	3-23/1-3	.130/.333	18-23/14-22	.783/.636	30/39	(9)	10/21	27/29	1/2	17/13	20/19
Arkansas	27/44	43/42	70-86	(16)	27-66/32-62	.409/.516	9-26/12-27	.346/.444	7-13/10-11	.538/.909	35/36	(1)	16/16	19/18	1/1	11/13	15/12
Florida	31/42	32/41	63-83	(20)	24-61/32-52	.393/.615	7-29/10-17	.241/.588	8-11/9-11	.727/.818	29/30	(1)	12/13	16/17	1/1	13/12	16/8
Alabama	26/33	22/42	48-75	(27)	19-69/28-54	.275/.519	6-26/11-29	.231/.379	4-7/8-10	.571/.800	38/39	(1)	11/21	13/17	2/4	11/5	12/14
Georgia	29/25	21/36	50-61	(11)	15-53/25-58	.283/.431	2-12/4-23	.167/.174	18-25/7-11	.720/.636	35/41	(6)	5/16	17/18	2/10	12/11	15/20
Ole Miss	21/20	38/23	59-43	+16	20-66/17-62	.303/.274	7-27/7-29	.259/.241	12-15/2-4	.800/.500	55/37	+18	11/9	17/18	1/1	12/12	9/13
Kentucky	28/44	33/24	61-68	(7)	25-55/24-56	.455/.429	4-16/11-28	.250/.393	7-12/9-12	.583/.750	36/29	+7	15/16	26/20	2/3	8/12	15/16
Mississippi State	40/33	33/45	73-78	(5)	27-55/32-58	.491/.442	6-12/3-9	.500/.333	13-18/11-17	.722/.647	34/27	+7	9/16	24/18	2/0	13/12	21/19
Vanderbilt	33/28	37/34	70-62	+8	24-62/27-55	.387/.491	4-21/1-7	.190/.143	18-20/7-12	.900/.583	32/34	(2)	13/17	15/22	2/0	15/12	14/18
Alabama	28/28	36/40	64-68	(4)	22-61/22-54	.361/.407	6-20/7-23	.300/.304	14-20/17-19	.700/.895	34/41	(7)	9/15	7/11	0/2	6/3	18/18
South Carolina	23/42	30/37	53-79	(26)	22-65/29/59	.338/.492	7-14/10-19	.500/.526	2-4/11-16	.500/.688	34/39	(5)	12/18	15/11	3/8	6/9	15/6
LSU	33/22	31/38	65-60	+5	23-47/21-59	.489/.356	8-16/3-9	.500/.333	11-15/15-22	.733/.682	31/36	(5)	15/11	22/16	4/0	10/8	21/17
Mississippi State	46/35	33/44	85-92	(7)	24-56/36-65	.429/.554	9-19/3-11	.474/.273	28-31/17-22	.903/.773	26/38	(12)	16/13	22/21	4/5	15/10	17/23

Game-by-Game Leaders

	Points	Rebounds	Assists	Steals	Blocked Shots
Wofford	25-Unique Thompson	13-Unique Thompson	4-White/Hughes	3-Annie Hughes	1-Moore/Howard
Old Dominion	17-Daisa Alexander	10-Unique Thompson	2-(three plays)	4-Daisa Alexander	1-Jackson/Howard
at UAB	24-Unique Thompson	19-Unique Thompson	3-Hughes/Howard	4-Daisa Alexander	2-Unique Thompson
St. Joseph's	18-Lauren Hansen	12-Unique Thompson	5-Unique Thompson	4-Lauren Hansen	1-Kiyae' White
Middle Tennessee	15-Unique Thompson	10-Unique Thompson	3-Sania Wells	3-Alexander/Howard	1-Erin Howard
Dayton	22-Daisa Alexander	11-Unique Thompson	3-Daisa Alexander	4-Brooke Moore	1-White/Thompson
Drake	24-Alexander/Hansen	11-Unique Thompson	4-Alexander/Hansen	4-Unique Thompson	2-Erin Howard
at South Alabama	20-Brooke Moore	10-Unique Thompson	4-Lauren Hansen	4-Erin Howard	1-(three players)
at TCU	31-Unique Thompson	15-Unique Thompson	4-Alexander/Rob.-Nwagwu	3-White/Howard	2-Erin Howard
Bethune-Cookman	16-Unique Thompson	13-Unique Thompson	3-Hansen/Rob.-Nwagwu	4-Unique Thompson	2-Robyn Benton
Jacksonville State	20-Unique Thompson	10-Unique Thompson	2-Moore/Hansen	3-(three players)	1-Thompson/Howard
at Vanderbilt	17-Brooke Moore	10-Unique Thompson	4-Daisa Alexander	4-Robyn Benton	1-Kiyae' White
Arkansas	19-Alexander/Moore	13-Unique Thompson	6-Unique Thompson	4-Robyn Benton	1-Unique Thompson
Florida	14-Brooke Moore	10-Unique Thompson	3-Hansen/Rob.-Nwagwu	4-Erin Howard	1-Robyn Benton
Alabama	16-Unique Thompson	14-Unique Thompson	4-Lauren Hansen	3-Robyn Benton	2-Erin Howard
at Georgia	17-Daisa Alexander	11-Unique Thompson	2-Unique Thompson	3-Benton/Alexander	1-Benton/White
Ole Miss	17-Robyn Benton	13-Unique Thompson	3-Alexander/Benton	3-Lauren Hansen	1-Daisa Alexander
at Kentucky	27-Unique Thompson	15-Unique Thompson	7-Daisa Alexander	3-Unique Thompson	1-Thompson/White
at Mississippi State	21-Unique Thompson	11-Unique Thompson	2-(three players)	6-Robyn Benton	1-Thompson/White
Vanderbilt	18-Alexander/Hansen	12-Unique Thompson	4-Daisa Alexander	6-Robyn Benton	1-Thompson/Howard
at Alabama	15-Erin Howard	12-Unique Thompson	6-Daisa Alexander	2-Thompson/Howard	(none)
at South Carolina	15-Robyn Benton	8-Unique Thompson	3-(three players)	2-Robyn Benton	3-Erin Howard
LSU	23-Unique Thompson	6-(three players)	10-Daisa Alexander	4-Robyn Benton	1-(four players)
Mississippi State	24-Unique Thompson	11-Unique Thompson	6-Daisa Alexander	5-Daisa Alexander	2-Robyn Benton

2019-20 Starting Lineups

	Point Guard (1)	Wing (2)	Wing (3)	Wing (4)	Post (5)
Wofford	Daisa Alexander	Brooke Moore	Annie Hughes	Kiyae' White	Unique Thompson
Old Dominion	Daisa Alexander	Brooke Moore	Annie Hughes	Kiyae' White	Unique Thompson
at UAB	Lauren Hansen	Brooke Moore	Daisa Alexander	Annie Hughes	Unique Thompson
St. Joseph's	Lauren Hansen	Brooke Moore	Daisa Alexander	Kiyae' White	Unique Thompson
vs Middle Tennessee	Lauren Hansen	Brooke Moore	Daisa Alexander	Kiyae' White	Unique Thompson
vs Dayton	Lauren Hansen	Brooke Moore	Daisa Alexander	Kiyae' White	Unique Thompson
vs Drake	Lauren Hansen	Brooke Moore	Daisa Alexander	Kiyae' White	Unique Thompson
at South Alabama	Lauren Hansen	Brooke Moore	Daisa Alexander	Kiyae' White	Unique Thompson
at TCU	Lauren Hansen	Brooke Moore	Daisa Alexander	Kiyae' White	Unique Thompson
Bethune-Cookman	Lauren Hansen	Annie Hughes	Daisa Alexander	Kiyae' White	Unique Thompson
Jacksonville State	Lauren Hansen	Brooke Moore	Daisa Alexander	Kiyae' White	Unique Thompson
at Vanderbilt	Lauren Hansen	Brooke Moore	Daisa Alexander	Kiyae' White	Unique Thompson
Arkansas	Daisa Alexander	Brooke Moore	Annie Hughes	Erin Howard	Unique Thompson
Florida	Lauren Hansen	Brooke Moore	Annie Hughes	Erin Howard	Unique Thompson
Alabama	Lauren Hansen	Brooke Moore	Annie Hughes	Erin Howard	Unique Thompson
at Georgia	Daisa Alexander	Brooke Moore	Robyn Benton	Erin Howard	Unique Thompson
Ole Miss	Daisa Alexander	Brooke Moore	Robyn Benton	Erin Howard	Unique Thompson
at Kentucky	Daisa Alexander	Brooke Moore	Robyn Benton	Erin Howard	Unique Thompson
at Mississippi State	Daisa Alexander	Lauren Hansen	Robyn Benton	Erin Howard	Unique Thompson
Vanderbilt	Daisa Alexander	Lauren Hansen	Robyn Benton	Erin Howard	Unique Thompson
at Alabama	Daisa Alexander	Lauren Hansen	Robyn Benton	Erin Howard	Unique Thompson
at South Carolina	Daisa Alexander	Lauren Hansen	Robyn Benton	Erin Howard	Unique Thompson
LSU	Daisa Alexander	Lauren Hansen	Robyn Benton	Erin Howard	Unique Thompson
Mississippi State	Daisa Alexander	Lauren Hansen	Robyn Benton	Erin Howard	Unique Thompson

Record by Starting Lineup

Alexander, Moore, Hughes, White, Thompson	1-1 (.500)
Hansen, Moore, Alexander, Hughes, Thompson	0-1 (.000)
Hansen, Moore, Alexander, White, Thompson	4-4 (.500)
Alexander, Moore, Hughes, Howard, Thompson	1-0 (1.000)
Hansen, Moore, Hughes, Howard, Thompson	0-2 (.000)
Alexander, Moore, Benton, Howard, Thompson	1-2 (.333)
Alexander, Hansen, Benton, Howard, Thompson	2-4 (.333)



Terri

WILLIAMS-FLOURNOY

Head Coach

Seventh Season at Auburn • 15th as a Head Coach • 27th Season in coaching

Hampton, Va. • Penn State, 1991

• Has taken her teams to postseason appearances in nine of the last 11 years, including six NCAA Tournament appearances

- Led Auburn to 19 or more wins in four of her first seven years
- Has had six players selected to All-SEC teams
- Auburn has forced an average of 20.0+ turnovers per game under Coach Flo
- Led Auburn to the postseason in five of seven seasons, advancing to WNIT Quarterfinals in 2013 and Third Round in 2014, along with NCAA Tournament in 2016, 2017 and 2019
- Won her 100th game at Auburn on Feb. 8, 2018, defeating LSU 70-62
- Picked up her 200th career head coaching victory Dec. 5, 2015 at home vs. East Carolina
- Won 250th career game at Xavier (La.) on Nov. 28, 2018
- Recorded her 400th career win as a collegiate coach in Auburn's 68-58 win over Hofstra on Dec. 9, 2012
- Won her 500th game as a collegiate coach with victory over Louisiana-Lafayette on Nov. 25, 2018

2018

- Picked up first SEC win in 50-47 win over #23 Arkansas in 2013
- Earned second win over ranked opponent at Auburn and snapped 21-game skid to #16 Vanderbilt with 68-62 win in Nashville on Feb. 13, 2014
- Picked up first top-10 win with a 66-61 victory over #7 Kentucky on Jan. 3, 2016
- Has 276 wins as a head coach and 251 as an assistant for a .612 winning percentage over 28 years as a collegiate coach
- Has been part of six conference championships and 21 post-season appearances as an assistant and head coach
- 2010 Black Coaches Association Coach of the Year
- Served as an assistant coach for Team USA that won a gold medal at the 2011 World University Games in Shenzhen, China
- Coached teams to 15 NCAA Tournament appearances, nine as an assistant and six as a head coach
- Has coached 24 players that have gone on to the professional ranks, including seven in the WNBA
- As an assistant, helped coach Georgia to an NCAA Final Four appearance and two NCAA Elite Eight appearances
- Coached three Georgetown players to three all-conference honors and one All-America award
- Has a 615-371 record in 31 seasons as a head coach, assistant coach and player
- Helped coach Georgetown to a Big East title in 1992
- As an assistant coach at Southwest Missouri State, helped the team to two straight NCAA Tournaments and two consecutive Missouri Valley Conference Tournament titles

All-time record as player and coach: 615-371 (.624) 32 seasons

Record as collegiate player: 88-36 (.709) 4 seasons

Record as collegiate coach: 527-335 (.611) 28 seasons

Record as collegiate assistant coach: 251-117 (.683) 12 seasons

Record as collegiate head coach: 276-220 (.556) 16 seasons

Record as Auburn head coach: 133-116 (.534) 8 seasons

Williams-FLOURNOY Year-by-Year

Penn State, Player (1987-91)

Year	Record	Conf.	Other Information
1987-88	20-13	11-7	NCAA Second Round
1988-89	14-14	12-6	
1989-90	25-7	15-3	NCAA Second Round
1990-91	29-2	17-1	NCAA Second Round

Georgetown, Assistant Coach (1992-96)

Year	Record	Conf.	Other Information
1992-93	23-7	15-3	Big East Champions NCAA Sweet 16
1993-94	12-15	6-12	
1994-95	11-17	6-12	
1995-96	12-15	7-11	

Georgia, Assistant Coach (1996-2002)

Year	Record	Conf.	Other Information
1996-97	25-6	11-1	SEC Champions NCAA Elite Eight
1997-98	17-11	8-6	NCAA First Round
1998-99	27-7	9-5	NCAA Final Four
1999-2000	32-4	13-1	SEC Champions NCAA Elite Eight
2000-01	27-6	11-3	SEC Tournament Champions NCAA Second Round
2001-02	19-11	6-8	NCAA First Round

Southwest Missouri State, Assistant Coach (2002-04)

Year	Record	Conf.	Other Information
2002-03	18-13	11-7	MVC Tournament Champions NCAA First Round
2003-04	28-4	16-2	Missouri Valley Champions MVC Tournament Champions NCAA First Round

Georgetown, Head Coach (2004-12)

Year	Record	Conf.	Other Information
2004-05	12-16	7-9	
2005-06	10-17	3-13	
2006-07	13-16	3-13	
2007-08	15-14	5-11	
2008-09	20-14	7-9	WNIT Quarterfinals
2009-10	26-7	13-3	NCAA Second Round
2010-11	24-11	9-7	NCAA Sweet 16
2011-12	23-9	11-5	NCAA Second Round

Auburn, Head Coach (2012-present)

Year	Record	Conf.	Other Information
2012-13	19-15	5-11	WNIT Quarterfinals
2013-14	19-15	7-9	WNIT Third Round
2014-15	13-18	3-13	
2015-16	20-13	8-8	NCAA Second Round
2016-17	17-15	7-9	NCAA First Round
2017-18	14-15	5-11	
2018-19	22-10	9-7	NCAA First Round
2019-20	9-15	3-10	



Daisa ALEXANDER

#0

Senior • Guard • 5-8

Decatur, Ga.

****2018 SEC All-Defensive Team****

Southwest DeKalb HS

Named to 2019-20 Preseason All-SEC Second Team (coaches)

- Set Auburn record hitting 12-of-12 free throws vs. Mississippi State (2/20); finished with 21 points
- Dished out career-high 10 assists in win over LSU (2/16)
- Missed the Florida and Alabama games with ankle injury suffered vs. Arkansas (1/5); returned with 17 points vs Georgia (1/19)
- Scored 1,000th career point vs. Jacksonville State (12/28); 34th Auburn player to reach that milestone
- Opened season with 22-point, 6-rebound performance in win over Wofford (11/6)
- Auburn's leading returning scorer, averaged 12.6 points/game in 2018-19
- Top 2 in steals in SEC last two years; led league with 2.8/game in '18; 2nd in SEC with 2.3/game in '19
- Scored career-high 25 points on 9-14 shooting at Indiana while playing just 20 minutes off the bench (12/3); 12 points in 4th quarter

SEASON HIGHS

Points	24 vs. Drake	12/1/19
Rebounds	10 vs. Ole Miss	1/23/20
Assists	10 vs. LSU	2/16/20
Blocks	1 vs. Ole Miss	1/23/20
Steals	5 vs. Mississippi State	2/20/20
Field Goals	9 2x; last vs. Dayton	11/30/19
Field Goal Attempts	18 at Mississippi State	1/30/20
3-Point Field Goals	4 2x; last at Mississippi State	1/30/20
3-Point FG Attempts	9 vs. Drake	12/1/19
Free Throws	12 vs. Mississippi State	2/20/20
Free Throw Attempts	14 vs. Wofford	11/6/19

Opponent	Start	Min.	FG-A	3PT-A	FT-A	O-D-T	PF	Ast.	TO	Blk.	St.	Pts.
WOFFORD	*	33	6-12	1-3	9-14	1-5-6	3	2	3	0	2	22
OLD DOMINION	*	29	5-16	2-5	5-6	1-3-4	4	2	3	0	4	17
at UAB	*	30	9-14	2-3	0-1	0-2-2	4	1	2	0	4	20
ST. JOSEPH'S	*	33	3-13	0-1	2-4	0-2-2	2	3	0	0	2	8
vs Middle Tennessee	*	24	2-6	0-0	2-2	1-1-2	2	0	2	0	3	6
vs. Dayton	*	33	9-17	1-5	3-3	1-2-3	4	3	2	0	3	22
vs. Drake	*	31	7-17	4-9	6-6	1-2-3	1	4	3	0	3	24
at South Alabama	*	26	6-10	2-4	0-0	2-2-4	2	1	0	0	0	14
at TCU	*	21	3-11	0-5	0-0	0-2-2	5	4	1	0	2	6
BETHUNE-COOKMAN	*	28	5-10	1-5	0-0	0-4-4	3	2	2	0	1	11
JACKSONVILLE ST.	*	30	5-10	0-2	0-0	0-6-6	1	2	3	0	1	10
at Vanderbilt	*	26	0-7	0-4	2-2	2-3-5	2	4	1	0	1	2
ARKANSAS	*	23	7-12	3-5	2-2	0-1-1	3	1	3	0	2	19
FLORIDA						--DNP-Injured--						
ALABAMA						--DNP-Injured--						
at Georgia	*	33	6-14	0-1	5-8	1-2-3	1	1	4	0	3	17
OLE MISS	*	33	2-10	1-4	2-3	3-7-10	1	3	3	1	2	7
at Kentucky	*	33	4-14	0-3	0-0	1-2-3	2	7	6	0	1	8
at Mississippi State	*	36	8-18	4-6	0-0	0-4-4	4	1	2	0	2	20
VANDERBILT	*	38	5-14	1-6	7-7	0-0-0	2	4	5	0	3	18
at Alabama	*	38	5-14	0-5	0-0	0-4-4	2	6	1	0	1	10
at South Carolina	*	28	1-8	0-0	0-0	1-2-3	3	3	5	0	1	2
LSU	*	34	1-8	0-1	5-6	1-5-6	2	10	6	0	1	7
MISSISSIPPI STATE	*	33	4-11	1-3	12-12	0-0-0	3	6	5	0	5	21
at Texas A&M												
at Missouri												
TENNESSEE												

CAREER HIGHS

Points	25 at Indiana	12/3/17
Rebounds	10 vs. Ole Miss	1/23/20
Assists	10 vs. LSU	2/16/20
Blocks	2 at Kentucky	2/1/18
Steals	7 at LSU	1/18/18
Field Goals	9 7x; last vs. Dayton	11/30/19
Field Goal Attempts	23 at Tennessee	1/4/18
3-Point Field Goals	4 5x; last at Mississippi State	1/30/20
3-Point FG Attempts	11 vs. BYU	3/23/19
Free Throws	12 vs. Mississippi State	2/20/20
Free Throw Attempts	14 vs. Wofford	11/6/19

ALEXANDER'S CAREER STATISTICS

Season	gp-gs	min/avg	Total		3-Point		F-Throws		Rebounds				Scoring							
			fg-fga	pct	fg-fga	pct	ft-fta	pct	off	def	tot	avg	pf	fo	ast	to	blk	stl	pts	avg
2016-17	20-0	113/5.7	9-37	.243	1-10	.100	7-10	.700	9	8	17	0.9	18	0	1	10	0	9	26	1.3
2017-18	29-12	746/25.7	157-403	.390	41-122	.336	57-77	.740	17	59	76	2.6	73	0	39	79	3	80	412	14.2
2018-19	32-32	892/27.9	148-380	.389	60-166	.361	48-70	.686	22	79	101	3.2	73	2	56	57	3	74	404	12.6
2019-20	22-22	672/30.5	103-266	.387	23-80	.288	62-76	.816	16	61	77	3.5	56	1	68	64	1	49	291	13.2
TOTAL	103-66	2423/23.5	417-1086	.384	125-378	.331	174-233	.747	64	207	271	2.6	220	3	164	210	7	212	1133	11.0



Robyn BENTON

#1

Sophomore • Guard • 5-9

Conyers, Ga.

2019 SEC All-Freshman Team

Greater Atlanta Christian HS

• 2019 SEC All-Freshman Team

- Leads SEC with 3.2 steals/game in conference play; had career-high 6 steals at Mississippi State (1/30) and vs. Vanderbilt (2/2)
- Made first career start at Georgia (1/19); finished 12 points and 5 rebounds, along with 3 steals
- Since entering starting lineup at Georgia, averaging 13.4 points and 3.0 steals in 7 games
- Had career high 17 points, 6 rebounds and 3 assists in second career start vs. Ole Miss (1/23)
- Career-high 7 rebounds, 8-8 FT and scored 14 points at Alabama (2/9)
- Scored 10 points in season debut vs. Bethune-Cookman (12/15); missed first 9 games with injury
- Made game-winning shot + free throw with 8.6 seconds left to finish off 20-point comeback win at Vanderbilt (1/17); named SEC Freshman/Week
- Sister of former Tennessee football player Inky Johnson

SEASON HIGHS

Points	17	vs. Ole Miss	1/23/20
Rebounds	7	at Alabama	2/9/20
Assists	3	4x; last vs. Vanderbilt	2/2/20
Blocks	2	vs. Mississippi State	2/20/20
Steals	6	2x; last vs. Vanderbilt	2/2/20
Field Goals	5	3x; last vs. Vanderbilt	2/2/20
Field Goal Attempts	14	vs. Vanderbilt	2/2/20
3-Point Field Goals	3	vs. Ole Miss	1/23/20
3-Point FG Attempts	8	vs. Ole Miss	1/23/20
Free Throws	8	at Alabama	2/9/20
Free Throw Attempts	8	at Alabama	2/9/20

Opponent	Start	Min.	FG-A	3PT-A	FT-A	O-D-T	PF	Ast.	TO	Blk.	St.	Pts.
WOFFORD						--DNP-Injured--						
OLD DOMINION						--DNP-Injured--						
at UAB						--DNP-Injured--						
ST. JOSEPH'S						--DNP-Injured--						
vs Middle Tennessee						--DNP-Injured--						
vs. Dayton						--DNP-Injured--						
vs. Drake						--DNP-Injured--						
at South Alabama						--DNP-Injured--						
at TCU						--DNP-Injured--						
BETHUNE-COOKMAN	15		4-7	2-4	0-0	1-0-1	1	1	0	2	1	10
JACKSONVILLE ST.	18		2-5	0-1	0-0	1-1-2	1	1	0	0	1	4
at Vanderbilt	20		0-5	0-0	0-0	1-0-1	1	0	3	0	4	0
ARKANSAS	20		2-7	1-2	1-2	1-0-1	2	3	1	0	4	6
FLORIDA	24		1-6	0-3	0-0	0-1-1	2	3	1	1	3	2
ALABAMA	24		3-9	2-6	1-2	4-0-4	1	0	2	0	3	9
at Georgia	* 33		4-9	2-4	2-2	2-3-5	4	1	1	1	3	12
OLE MISS	* 30		5-13	3-8	4-4	4-2-6	1	3	1	0	2	17
at Kentucky	* 27		4-9	1-2	0-0	1-1-2	4	1	2	0	1	9
at Mississippi State	* 31		5-10	1-2	3-4	1-1-2	3	1	5	0	6	14
VANDERBILT	* 33		5-14	1-5	2-2	4-2-6	4	3	2	0	6	13
at Alabama	* 34		3-10	0-4	8-8	4-3-7	4	0	1	0	1	14
at South Carolina	* 23		6-17	2-3	1-1	4-0-4	2	2	1	0	2	15
LSU	* 28		4-11	2-6	1-2	1-1-2	4	1	5	1	4	11
MISSISSIPPI STATE	* 38		3-15	2-6	6-6	2-1-3	1	2	0	2	2	14
at Texas A&M												
at Missouri												
TENNESSEE												

CAREER HIGHS

Points	17	vs. Ole Miss	1/23/20
Rebounds	7	at Alabama	2/9/20
Assists	3	6x; last vs. Vanderbilt	2/2/20
Blocks	2	vs. Bethune-Cookman	12/15/19
Steals	6	2x; last vs. Vanderbilt	2/2/20
Field Goals	6	vs. Grambling	11/6/18
Field Goal Attempts	13	vs. Ole Miss	1/23/20
3-Point Field Goals	5	at Elon	12/22/18
3-Point FG Attempts	8	2x; last vs. Ole Miss	1/23/20
Free Throws	8	at Alabama	2/9/20
Free Throw Attempts	8	at Alabama	2/9/20

BENTON'S CAREER STATISTICS

Season	gp-gs	min/avg	Total		3-Point		F-Throws		Rebounds				Scoring							
			fg-fga	pct	fg-fga	pct	ft-fta	pct	off	def	tot	avg	pf	fo	ast	to	blk	stl	pts	avg
2018-19	32-0	457/14.3	64-167	.383	35-94	.372	24-34	.706	16	26	42	1.3	41	0	18	15	3	34	187	5.8
2019-20	15-9	388/25.9	51-147	.347	19-56	.339	29-33	.879	31	16	47	3.1	35	0	22	25	7	43	150	10.0
TOTAL	47-9	845/18.0	115-314	.366	54-150	.360	53-67	.791	47	42	89	1.9	76	0	40	40	10	77	337	7.2



Sania WELLS

#2

Freshman • Guard • 5-7

Moss Point, Miss.

East Central HS

- Scored season-high 8 points in career-high 21 minutes at Mississippi State (1/30)
- Scored 5 points on 2-5 shooting at South Carolina (2/13)
- Made collegiate debut at UAB; scored 4 points while playing 17 minutes
- Missed first two games with injury
- Ranked as No. 27 point guard nationally by ESPN HoopGurlz
- USA Today All-Mississippi team
- Averaged 27 points, 5 rebounds, 4 steals as a HS senior

SEASON/CAREER HIGHS

Points	8	at Mississippi State	1/30/20
Rebounds	3	3x; last at Alabama	2/9/20
Assists	3	vs. Middle Tenn.	11/29/19
Blocks			
Steals	2	vs. Alabama	1/12/20
Field Goals	3	at Mississippi State	1/30/20
Field Goal Attempts	6	at Mississippi State	1/30/20
3-Point Field Goals	1	3x; last at South Carolina	2/13/20
3-Point FG Attempts	3	vs. Alabama	1/12/20
Free Throws	2	3x; last at Mississippi State	1/30/20
Free Throw Attempts	4	at Mississippi State	1/30/20

Opponent	Start	Min.	FG-A	3PT-A	FT-A	O-D-T	PF	Ast.	TO	Blk.	St.	Pts.
WOFFORD						--DNP-Injured--						
OLD DOMINION						--DNP-Injured--						
at UAB	17		1-4	0-1	2-2	0-0-0	2	0	2	0	0	4
ST. JOSEPH'S	5		0-2	0-0	0-0	0-3-3	1	0	1	0	0	0
vs Middle Tennessee	13		1-1	0-0	1-2	0-1-1	2	3	1	0	0	3
vs. Dayton	4		0-0	0-0	0-0	0-0-0	1	0	0	0	1	0
vs. Drake	4		0-0	0-0	2-2	0-0-0	0	1	0	0	0	2
at South Alabama	3		0-1	0-0	0-0	0-1-1	0	2	0	0	0	0
at TCU	1		0-0	0-0	0-0	0-0-0	0	0	0	0	0	0
BETHUNE-COOKMAN	6		0-1	0-1	0-0	0-0-0	0	0	1	0	0	0
JACKSONVILLE ST.	3		0-0	0-0	0-0	0-0-0	0	0	1	0	0	0
at Vanderbilt						--DNP--						
ARKANSAS	1		0-0	0-0	0-0	0-0-0	0	1	0	0	0	0
FLORIDA	6		2-3	0-1	0-0	1-1-2	2	0	0	0	0	4
ALABAMA	10		1-3	1-3	0-0	1-0-1	0	1	0	0	2	3
at Georgia	3		0-0	0-0	0-0	0-0-0	0	0	0	0	0	0
OLE MISS	3		0-1	0-0	0-0	0-0-0	0	0	1	0	0	0
at Kentucky						--DNP--						
at Mississippi State	21		3-6	0-1	2-4	1-2-3	3	1	1	0	0	8
VANDERBILT	10		0-2	0-0	0-0	0-0-0	1	0	1	0	0	0
at Alabama	12		1-4	1-2	1-2	1-2-3	4	0	0	0	0	4
at South Carolina	17		2-5	1-1	0-0	0-2-2	1	0	2	0	0	5
LSU	5		0-1	0-1	0-0	0-1-1	2	0	0	0	0	0
MISSISSIPPI STATE	9		0-1	0-0	0-0	0-0-0	1	0	1	0	0	0
at Texas A&M												
at Missouri												
TENNESSEE												

WELLS' CAREER STATISTICS

Season	gp-gs	min/avg	Total		3-Point		F-Throws		Rebounds				Scoring							
			fg-fga	pct	fg-fga	pct	ft-fta	pct	off	def	tot	avg	pf	fo	ast	to	blk	stl	pts	avg
2019-20	20-0	154/7.7	11-35	.314	3-11	.273	8-12	.667	4	13	17	0.9	20	0	9	12	0	3	33	1.7
TOTAL	20-0	154/7.7	11-35	.314	3-11	.273	8-12	.667	4	13	17	0.9	20	0	9	12	0	3	33	1.7



Annie HUGHES

#3

Freshman • Guard • 5-9

Dutton, Ala.

Pisgah HS

- Scored 10 points and led Auburn with 4 assists & 3 steals in collegiate debut vs. Wofford (11/6)
- Was the third true freshman to start her first game under Williams-Flournoy (Unique Thompson in 2017, Katie Frerking in 2013)
- 2019 Alabama Miss Basketball, first to attend Auburn since Whitney Boddie in 2005
- Led Pisgah HS to 65-2 record and back-to-back 3A state titles in 2018 and 2019
- Averaged 21.4 points, 7.0 rebounds, 4.2 assists and 3.5 steals as a high school senior
- All-state first team in 2018 and 2019
- Also helped Pisgah HS to 2019 state softball championship

SEASON/CAREER HIGHS

Points	12	vs. Old Dominion	11/14/19
Rebounds	7	vs. Bethune-Cookman	12/15/19
Assists	4	vs. Wofford	11/6/19
Blocks			
Steals	3	vs. Wofford	11/6/19
Field Goals	5	vs. Old Dominion	11/14/19
Field Goal Attempts	7	vs. Old Dominion	11/14/19
3-Point Field Goals	1	11x; last vs. Mississippi State	2/20/20
3-Point FG Attempts	4	vs. Alabama	1/12/20
Free Throws	2	vs. Middle Tenn.	11/29/19
Free Throw Attempts	4	vs. Middle Tenn.	11/29/19

Opponent	Start	Min.	FG-A	3PT-A	FT-A	O-D-T	PF	Ast.	TO	Blk.	St.	Pts.
WOFFORD	*	30	4-5	1-1	1-1	2-0-2	3	4	0	0	3	10
OLD DOMINION	*	35	5-7	1-1	1-2	3-1-4	1	1	0	0	2	12
at UAB	*	29	1-4	0-1	0-0	0-1-1	3	3	0	0	1	2
ST. JOSEPH'S		18	2-4	1-2	0-0	1-3-4	1	0	0	0	0	5
vs Middle Tennessee		20	0-4	0-2	2-4	0-3-3	2	0	1	0	0	2
vs. Dayton		18	1-3	0-2	0-0	0-0-0	2	0	0	0	0	2
vs. Drake		11	2-3	1-1	0-0	0-0-0	0	0	3	0	0	5
at South Alabama		16	2-3	0-0	0-0	1-0-1	0	0	0	0	1	4
at TCU		22	0-4	0-2	0-0	2-0-2	1	2	1	0	0	0
BETHUNE-COOKMAN	*	31	2-5	1-3	0-0	4-3-7	2	2	2	0	0	5
JACKSONVILLE ST.		13	0-0	0-0	0-0	1-0-1	2	1	2	0	0	0
at Vanderbilt		14	0-3	0-1	1-2	2-0-2	2	0	0	0	1	1
ARKANSAS	*	19	1-6	0-1	0-0	1-1-2	1	0	1	0	0	2
FLORIDA	*	18	1-3	1-3	0-0	0-0-0	1	0	0	0	0	3
ALABAMA	*	20	2-5	1-4	0-0	1-2-3	0	0	1	0	1	5
at Georgia		6	0-0	0-0	0-0	0-0-0	3	0	1	0	1	0
OLE MISS		6	0-2	0-2	0-0	0-1-1	0	0	1	0	0	0
at Kentucky		12	1-1	0-0	0-0	0-0-0	0	1	1	0	1	2
at Mississippi State		9	1-1	0-0	0-0	0-0-0	0	0	1	0	0	2
VANDERBILT		7	1-3	1-2	0-0	0-0-0	0	0	1	0	0	3
at Alabama		6	1-3	1-1	0-0	0-0-0	0	0	0	0	0	3
at South Carolina		17	0-1	0-0	1-2	0-0-0	1	0	1	0	0	1
LSU		14	1-1	1-1	0-0	0-1-1	0	0	0	0	0	3
MISSISSIPPI STATE		7	1-1	1-1	0-0	0-0-0	0	1	0	0	0	3
at Texas A&M												
at Missouri												
TENNESSEE												

HUGHES' CAREER STATISTICS

Season	gp-gs	min/avg	Total		3-Point		F-Throws			Rebounds				Scoring						
			fg-fga	pct	fg-fga	pct	ft-fta	pct	off	def	tot	avg	pf	fo	ast	to	blk	stl	pts	avg
2019-20	24-7	411/17.1	29-72	.403	11-31	.355	6-11	.545	18	16	34	1.4	25	0	15	17	0	11	75	3.1
TOTAL	24-7	411/17.1	29-72	.403	11-31	.355	6-11	.545	18	16	34	1.4	25	0	15	17	0	11	75	3.1



Brooke MOORE

#5

Sophomore • Guard • 5-7

Atlanta, Ga.

Henry County HS

- Season-high 20 points on 7-12 FT (4-6 3FG) at South Alabama (12/4)
- Scored 15 points while playing career-high 35 minutes in first career start vs. Wofford (11/6); matched 15-point effort vs. ODU (11/14)
- Started career 21-for-21 at the free-throw line; is 31-40 this season
- Played in 25 games as a freshman; averaged 5.2 points in 12.0 minutes/game
- Led Auburn with career-high 23 points, hit five 3-pointers in win over Alabama State (12/29); also made half-court shot at halftime; named SEC Freshman of the Week
- Scored 14 points and hit 4 3-pointers in win at Elon (12/22); helped set single-game 3-point record for 2nd time in less than a month
- Georgia Class AAAA Player of the Year as a senior; 3-time AJC Player of the Year

SEASON HIGHS

Points	20	at South Alabama	12/4/19
Rebounds	4	2x; last vs. Ole Miss	1/23/20
Assists	3	at South Alabama	12/4/19
Blocks	1	vs. Wofford	11/6/19
Steals	4	vs. Dayton	11/30/19
Field Goals	8	vs. Arkansas	1/5/20
Field Goal Attempts	17	vs. Dayton	11/30/19
3-Point Field Goals	4	at South Alabama	12/4/19
3-Point FG Attempts	10	vs. Middle Tenn.	11/29/19
Free Throws	7	2x; last at Vanderbilt	1/2/20
Free Throw Attempts	10	at Vanderbilt	1/2/20

Opponent	Start	Min.	FG-A	3PT-A	FT-A	O-D-T	PF	Ast.	TO	Blk.	St.	Pts.
WOFFORD	*	35	6-16	1-7	2-2	1-1-2	1	1	1	1	2	15
OLD DOMINION	*	24	3-9	2-6	7-7	1-0-1	0	2	2	0	2	15
at UAB	*	23	3-8	0-4	2-2	0-1-1	2	1	1	0	1	8
ST. JOSEPH'S	*	19	0-8	0-4	1-4	2-2-4	2	2	1	0	0	1
vs Middle Tennessee	*	30	4-11	3-10	0-0	0-2-2	2	1	5	0	0	11
vs. Dayton	*	39	7-17	3-8	1-2	0-0-0	3	0	4	0	4	18
vs. Drake	*	25	2-10	1-4	0-0	3-0-3	2	2	5	0	1	5
at South Alabama	*	30	7-12	4-6	2-2	0-1-1	2	3	2	0	1	20
at TCU	*	27	3-12	1-6	1-1	2-0-2	4	0	2	0	0	8
BETHUNE-COOKMAN						--DNP-Illness--						
JACKSONVILLE ST.	*	26	2-8	1-5	6-6	1-1-2	2	2	2	0	3	11
at Vanderbilt	*	29	5-14	0-5	7-10	0-0-0	0	0	6	0	0	17
ARKANSAS	*	26	8-15	3-8	0-2	0-0-0	2	0	2	0	1	19
FLORIDA	*	32	6-12	2-6	0-0	0-1-1	0	1	3	0	1	14
ALABAMA	*	23	0-8	0-3	0-0	0-1-1	0	0	1	0	1	0
at Georgia	*	28	0-8	0-2	2-2	1-2-3	1	1	2	0	1	2
OLE MISS	*	23	4-12	2-4	0-0	3-1-4	0	1	0	0	2	10
at Kentucky	*	22	1-7	1-4	0-0	0-2-2	0	0	2	0	0	3
at Mississippi State						--DNP-Injured--						
VANDERBILT						--DNP-Injured--						
at Alabama						--DNP-Injured--						
at South Carolina						--DNP-Injured--						
LSU						--DNP-Injured--						
MISSISSIPPI STATE						--DNP-Injured--						
at Texas A&M												
at Missouri												
TENNESSEE												

CAREER HIGHS

Points	23	vs. Alabama State	12/29/18
Rebounds	4	3x; last vs. Ole Miss	1/23/20
Assists	3	3x; last at South Alabama	12/4/19
Blocks	1	vs. Mississippi State	1/14/19
Steals	4	vs. Dayton	11/30/19
Field Goals	8	vs. Arkansas	1/5/20
Field Goal Attempts	17	vs. Dayton	11/30/19
3-Point Field Goals	5	vs. Alabama State	12/29/18
3-Point FG Attempts	13	vs. Alabama State	12/29/18
Free Throws	7	2x; last at Vanderbilt	1/2/20
Free Throw Attempts	10	at Vanderbilt	1/2/20

MOORE'S CAREER STATISTICS

Season	gp-gs	min/avg	Total		3-Point		F-Throws			Rebounds				Scoring						
			fg-fga	pct	fg-fga	pct	ft-fta	pct	off	def	tot	avg	pf	fo	ast	to	blk	stl	pts	avg
2018-19	25-0	299/12.0	45-147	.306	31-105	.295	10-10	1.000	7	19	26	1.0	15	0	10	19	1	11	131	5.2
2019-20	17-17	464/27.3	61-187	.326	24-92	.261	31-40	.775	14	15	29	1.7	23	0	17	42	1	20	177	10.4
TOTAL	42-17	763/18.2	106-334	.317	55-197	.279	41-50	.820	21	34	55	1.3	38	0	27	61	2	31	308	7.3



Kiyae' WHITE

#10

Redshirt Sophomore • Forward • 6-2

Macungie, Pa.

Emmaus HS

- Career-high 12 points, including 6-8 on FTs, in win over St. Joseph's (11/24)
- Made first career start vs. Wofford (11/6); pulled down career-high 11 rebounds in just 17 minutes
- Played in 29 games as a redshirt freshman; averaging 6.9 minutes/game
- Made first collegiate appearance vs. Grambling (11/6/18); had 3 points, 4 rebounds in 12 minutes of action
- Redshirted 2017-18 season due to injury
- Ranked as No. 20 forward nationally out of high school
- Three brothers all played football at West Virginia; brother, Kevin White, plays for Chicago Bears

SEASON HIGHS

Points	12	vs. St. Joseph's	11/24/19
Rebounds	11	vs. Wofford	11/6/19
Assists	4	vs. Wofford	11/6/19
Blocks	1	8x; last at Mississippi State	1/30/20
Steals	3	at TCU	12/7/19
Field Goals	3	2x; last at South Carolina	2/13/20
Field Goal Attempts	7	vs. Middle Tenn.	11/29/19
3-Point Field Goals	0		
3-Point FG Attempts	0		
Free Throws	6	vs. St. Joseph's	11/24/19
Free Throw Attempts	8	vs. St. Joseph's	11/24/19

Opponent	Start	Min.	FG-A	3PT-A	FT-A	O-D-T	PF	Ast.	TO	Blk.	St.	Pts.
WOFFORD	*	17	1-4	0-0	0-2	2-9-11	1	4	2	0	1	2
OLD DOMINION	*	20	2-4	0-0	1-3	1-3-4	3	0	0	0	0	5
at UAB		10	1-1	0-0	1-2	3-1-4	2	0	3	1	0	3
ST. JOSEPH'S	*	26	3-4	0-0	6-8	0-3-3	2	1	0	1	1	12
vs Middle Tennessee	*	23	2-7	0-0	1-2	1-1-2	2	0	1	0	0	5
vs. Dayton	*	19	0-3	0-0	1-2	2-5-7	2	0	0	1	1	1
vs. Drake	*	16	2-2	0-0	2-2	1-2-3	3	0	1	0	0	6
at South Alabama	*	19	1-3	0-0	1-2	3-5-8	2	1	1	1	1	3
at TCU	*	12	1-3	0-0	0-2	1-3-4	4	0	0	0	3	2
BETHUNE-COOKMAN	*	14	1-1	0-0	2-2	1-5-6	3	0	4	1	0	4
JACKSONVILLE ST.	*	19	1-2	0-0	1-2	2-6-8	1	1	1	0	2	3
at Vanderbilt	*	22	1-2	0-0	0-1	3-1-4	4	1	3	1	2	2
ARKANSAS		18	1-3	0-0	2-4	3-3-6	1	0	2	0	0	4
FLORIDA		18	2-3	0-0	4-6	1-6-7	1	0	0	0	0	8
ALABAMA		17	2-2	0-0	1-2	1-1-2	2	1	1	0	0	5
at Georgia		15	2-3	0-0	0-0	0-1-1	1	0	2	0	1	4
OLE MISS		25	2-3	0-0	1-2	3-6-9	2	0	0	0	1	5
at Kentucky		17	0-0	0-0	1-4	1-5-6	2	1	2	1	1	1
at Mississippi State		22	1-1	0-0	1-2	1-4-5	4	0	2	1	1	3
VANDERBILT		12	0-0	0-0	0-0	0-1-1	1	0	1	0	0	0
at Alabama		12	0-0	0-0	0-0	0-2-2	2	0	0	0	0	0
at South Carolina		17	3-6	0-1	0-0	3-2-5	3	0	1	0	1	6
LSU		12	1-1	0-0	0-0	0-2-2	3	0	1	1	1	2
MISSISSIPPI STATE		23	0-0	0-0	0-2	0-5-5	2	3	2	0	2	0
at Texas A&M												
at Missouri												
TENNESSEE												

CAREER HIGHS

Points	12	vs. St. Joseph's	11/24/19
Rebounds	11	vs. Wofford	11/6/19
Assists	4	vs. Wofford	11/6/19
Blocks	1	8x; last at Mississippi State	1/30/20
Steals	3	at TCU	12/7/19
Field Goals	3	2x; last at South Carolina	2/13/20
Field Goal Attempts	7	vs. Middle Tenn.	11/29/19
3-Point Field Goals	0		
3-Point FG Attempts	0		
Free Throws	6	vs. St. Joseph's	11/24/19
Free Throw Attempts	8	vs. St. Joseph's	11/24/19

WHITE'S CAREER STATISTICS

Season	gp-gs	min/avg	Total		3-Point		F-Throws		Rebounds						Scoring					
			fg-fga	pct	fg-fga	pct	ft-fga	pct	off	def	tot	avg	pf	fo	ast	to	blk	stl	pts	avg
2018-19	29-0	199/6.9	15-39	.385	0-0	.000	8-14	.571	23	28	51	1.8	27	0	9	10	1	2	38	1.3
2019-20	24-11	423/17.6	30-58	.517	0-1	.000	26-52	.500	33	82	115	4.8	53	0	14	29	10	19	86	3.6
TOTAL	53-11	622/11.7	45-97	.464	0-1	.000	34-66	.515	56	110	166	3.1	80	0	23	39	11	21	124	2.3



Lauren HANSEN

#13

Freshman • Guard • 5-8

Setauket, N.Y.

Ward Melville HS

- Career-high 24 points, 7-14 3FG vs. Drake (12/1); most 3-pointers by Auburn player since 1/1/2017 (Brandy Montgomery vs. Florida)
- Had SEC-best 18 points on 6-12 shooting and 5-5 FT in win over Vanderbilt (2/2)
- Scored 18 points in second collegiate start vs. St. Joseph's; was 4-6 on 3FG and led team with 4 steals
- Made collegiate debut vs. Old Dominion (11/14); scored 7 points and added one assist and one steal
- Missed season's first game vs. Wofford with injury
- Ranked as No. 71 prospect nationally and No. 20 guard by ESPN
- USA Today First-Team All-State in New York as a senior
- All-conference and all-state selection at Ward Melville HS


SEASON/CAREER HIGHS

Points	24 vs. Drake	12/1/19
Rebounds	6 vs. Dayton	11/30/19
Assists	4 3x; last vs. Alabama	1/12/20
Blocks		
Steals	4 vs. St. Joseph's	11/24/19
Field Goals	8 vs. Drake	12/1/19
Field Goal Attempts	15 vs. Drake	12/1/19
3-Point Field Goals	7 vs. Drake	12/1/19
3-Point FG Attempts	14 vs. Drake	12/1/19
Free Throws	5 vs. Vanderbilt	2/2/20
Free Throw Attempts	5 vs. Vanderbilt	2/2/20

Opponent	Start	Min.	FG-A	3PT-A	FT-A	O-D-T	PF	Ast.	TO	Blk.	St.	Pts.
WOFFORD						--DNP-Injured--						
OLD DOMINION		21	3-7	1-3	0-0	0-0-0	5	1	4	0	1	7
at UAB	*	22	1-7	0-2	1-2	1-0-1	3	1	5	0	1	3
ST. JOSEPH'S	*	35	6-10	4-6	2-2	0-1-1	2	2	3	0	4	18
vs Middle Tennessee	*	12	0-0	0-0	0-0	0-0-0	5	0	5	0	1	0
vs. Dayton	*	28	2-11	2-7	2-2	2-4-6	3	1	2	0	1	8
vs. Drake	*	32	8-15	7-14	1-2	0-3-3	2	4	2	0	1	24
at South Alabama	*	26	4-12	2-7	0-0	0-1-1	1	4	1	0	0	10
at TCU	*	29	2-11	2-8	2-2	0-2-2	3	1	4	0	1	8
BETHUNE-COOKMAN	*	23	4-11	2-6	0-0	0-0-0	5	3	5	0	0	10
JACKSONVILLE ST.	*	26	2-9	2-7	0-0	0-2-2	1	2	3	0	1	6
at Vanderbilt	*	17	0-5	0-5	2-2	0-0-0	2	1	4	0	0	2
ARKANSAS		20	3-8	1-4	0-0	0-0-0	1	2	3	0	0	7
FLORIDA	*	24	3-8	1-5	0-0	1-1-2	2	2	5	0	1	7
ALABAMA	*	28	1-7	1-4	0-0	0-2-2	3	4	4	0	0	3
at Georgia		14	0-2	0-1	0-0	0-3-3	0	0	2	0	1	0
OLE MISS		17	3-8	1-5	0-0	0-1-1	2	1	3	0	3	7
at Kentucky		18	1-4	0-2	0-0	0-1-1	2	0	1	0	0	2
at Mississippi State	*	19	1-2	1-1	0-0	0-1-1	2	2	2	0	1	3
VANDERBILT	*	29	6-12	1-4	5-5	0-1-1	1	2	3	0	2	18
at Alabama	*	28	3-6	1-3	2-3	0-1-1	0	1	0	0	0	9
at South Carolina	*	24	1-5	1-3	0-0	0-1-1	0	1	1	0	0	3
LSU	*	32	5-8	4-6	2-2	0-1-1	1	0	3	0	0	16
MISSISSIPPI STATE	*	36	5-10	3-6	0-0	0-1-1	3	1	3	0	2	13
at Texas A&M												
at Missouri												
TENNESSEE												

HANSEN'S CAREER STATISTICS

Season	gp-gs	min/avg	Total		3-Point		F-Throws		Rebounds				Scoring							
			fg-fga	pct	fg-fga	pct	ft-fta	pct	off	def	tot	avg	pf	fo	ast	to	blk	stl	pts	avg
2019-20	23-18	559/24.3	64-178	.360	37-109	.339	19-22	.864	4	27	31	1.3	49	3	36	68	0	21	184	8.0
TOTAL	23-18	559/24.3	64-178	.360	37-109	.339	19-22	.864	4	27	31	1.3	49	3	36	68	0	21	184	8.0



Unique THOMPSON

#20

Junior • Forward • 6-3

Theodore, Ala.

****2018 SEC All-Freshman Team****

Faith Academy

• Named to 2019-20 Preseason All-SEC Second Team (media & coaches)

• Two-time SEC Player of the Week (11/25; 12/30)

• Leads NCAA with 20 double-doubles this season; has 40 career double-doubles, tied for 1st in Auburn history (DeWanna Bonner)

• Third in NCAA in offensive rebounds per game (4.9); eighth in total rebounds (11.7)

• Second in SEC in rebounding (11.7/game); fourth in SEC in scoring (17.0 ppg) (as of 2/20)

• Scored 1,000th career point at Kentucky (1/27); had 27 points, 15 rebounds in that game

• Had a streak of 13 consecutive double-doubles from March 23 (vs. BYU, NCAA Tournament) to Jan. 2 (at Vanderbilt), 2nd-longest in Auburn history

• Scored career-high 31 points at TCU along with 15 rebounds; first 30-15 game for Auburn since 2008 (DeWanna Bonner, 30/16 vs. Geo. Washington)

• Averaged a double-double in 2018-19 with 12.2 points, 10.3 rebounds; 5th player in Auburn history to do so, first since DeWanna Bonner in 2008

SEASON HIGHS

Points	31	at TCU	12/7/19
Rebounds	19	at UAB	11/21/19
Assists	6	vs. Arkansas	1/5/20
Blocks	2	at UAB	11/21/19
Steals	4	2x; last vs. Beth.-Cookman	12/15/19
Field Goals	12	at TCU	12/7/19
Field Goal Attempts	21	vs. Alabama	1/12/20
3-Point Field Goals			
3-Point FG Attempts			
Free Throws	10	vs. Dayton	11/30/19
Free Throw Attempts	12	vs. Dayton	11/30/19

CAREER HIGHS

Points	31	at TCU	12/7/19
Rebounds	19	3x; last at UAB	11/21/19
Assists	6	vs. Arkansas	1/5/20
Blocks	6	vs. Louisiana Tech	11/19/17
Steals	4	5x; last vs. Beth.-Cookman	12/15/19
Field Goals	12	at TCU	12/7/19
Field Goal Attempts	21	vs. Alabama	1/12/20
3-Point Field Goals			
3-Point FG Attempts			
Free Throws	10	at Ole Miss	1/31/19
Free Throw Attempts	12	at Ole Miss	1/31/19

Opponent	Start	Min.	FG-A	3PT-A	FT-A	O-D-T	PF	Ast.	TO	Blk.	St.	Pts.
WOFFORD	*	31	9-13	0-0	7-9	6-7-13	3	1	3	0	2	25
OLD DOMINION	*	30	5-6	0-0	3-8	7-3-10	2	2	2	0	0	13
at UAB	*	32	9-12	0-0	6-8	10-9-19	2	1	2	2	2	24
ST. JOSEPH'S	*	34	5-10	0-0	7-10	7-5-12	2	5	4	0	1	17
vs Middle Tennessee	*	28	6-9	0-0	3-4	6-4-10	2	0	4	0	0	15
vs. Dayton	*	37	5-9	0-0	10-15	3-8-11	3	1	5	1	2	20
vs. Drake	*	32	5-9	0-0	2-3	2-9-11	2	1	4	0	4	12
at South Alabama	*	32	7-7	0-0	1-4	3-7-10	1	1	2	1	0	15
at TCU	*	34	12-18	0-0	7-8	7-8-15	1	1	4	1	2	31
BETHUNE-COOKMAN	*	31	7-10	0-0	2-3	5-8-13	4	2	1	0	4	16
JACKSONVILLE ST.	*	30	7-13	0-0	6-8	6-4-10	2	1	5	1	3	20
at Vanderbilt	*	30	5-10	0-0	4-4	1-9-10	3	2	1	0	3	14
ARKANSAS	*	30	2-4	0-0	2-3	4-9-13	3	6	5	1	2	6
FLORIDA	*	28	4-8	0-0	2-2	7-3-10	3	2	2	0	1	10
ALABAMA	*	31	8-21	0-0	0-1	5-9-14	2	0	2	0	1	16
at Georgia	*	38	2-9	0-0	9-13	4-7-11	1	2	1	0	1	13
OLE MISS	*	27	3-10	0-0	4-4	5-8-13	1	1	2	0	0	10
at Kentucky	*	37	11-14	0-0	5-7	9-6-15	1	1	4	1	3	27
at Mississippi State	*	37	7-12	0-0	7-8	4-7-11	3	2	4	1	2	21
VANDERBILT	*	35	6-9	0-0	3-4	4-8-12	3	3	1	1	1	15
at Alabama	*	38	3-12	0-0	3-5	5-7-12	2	1	4	0	2	9
at South Carolina	*	33	6-11	0-0	0-1	4-4-8	1	3	0	0	1	12
LSU	*	33	10-13	0-0	3-5	1-5-6	3	2	3	1	2	23
MISSISSIPPI STATE	*	38	8-13	0-0	8-9	2-9-11	3	1	2	1	2	24
at Texas A&M												
at Missouri												
TENNESSEE												

THOMPSON'S CAREER STATISTICS

Season	gp-gs	min/avg	Total		3-Point		F-Throws		Rebounds				Scoring							
			fg-fga	pct	fg-fga	pct	ft-fga	pct	off	def	tot	avg	pf	fo	ast	to	blk	stl	pts	avg
2017-18	27-27	811/30.0	131-271	.483	0-0	.000	49-87	.563	112	115	227	8.4	63	0	28	66	21	32	311	11.5
2018-19	32-32	996/31.1	153-272	.563	0-0	.000	83-136	.610	143	187	330	10.3	71	1	35	63	20	57	389	12.2
2019-20	24-24	783/32.6	152-262	.580	0-0	.000	104-146	.712	117	163	280	11.7	53	0	42	68	12	41	408	17.0
TOTAL	83-83	2590/31.2	436-805	.542	0-0	.000	236-369	.640	372	465	837	10.1	187	1	105	197	53	130	1108	13.3



Erin HOWARD

#24

Sophomore • Guard/Forward • 6-1

Madison, Wis.

Madison East HS

- Career-high 15 points on 6-12 FG (3-5 3FG) at Alabama (2/9)
- Matched career-high with 3 blocked shots at South Carolina (2/13); also hit three 3-pointers, scored 9 points
- Had then-career best 14 points, 4 steals along with 6 rebounds in win at South Alabama; hit career-high 4 3-pointers (12/4)
- Game-tying tip-in at fourth quarter buzzer to force overtime vs. Dayton (11/30)
- Had 9 points, 7 rebounds, 3 assists in 29 minutes off the bench at UAB (11/21)
- Started 17 games, appeared in 29 as a freshman; averaged 3.5 points, 2.9 rebounds in 20.1 minutes/game
- Made first collegiate start vs. Tennessee (1/3); scored career-high 11 points in 33 minutes
- Hit record-setting 14th Auburn 3-pointer in win at Elon (12/22)
- First Auburn women's basketball player from state of Wisconsin

SEASON HIGHS

Points	15	at Alabama	2/9/20
Rebounds	7	3x; last vs. Arkansas	1/5/20
Assists	3	2x; last at Kentucky	1/27/20
Blocks	3	at South Carolina	2/13/20
Steals	4	2x; last vs. Florida	1/9/20
Field Goals	6	at Alabama	2/9/20
Field Goal Attempts	12	at Alabama	2/9/20
3-Point Field Goals	4	at South Alabama	12/4/19
3-Point FG Attempts	8	2x; last at Vanderbilt	1/2/20
Free Throws	2	3x; last vs. Alabama	1/12/20
Free Throw Attempts	2	6x; last at Alabama	2/9/20

Opponent	Start	Min.	FG-A	3PT-A	FT-A	O-D-T	PF	Ast.	TO	Blk.	St.	Pts.
WOFFORD		18	0-3	0-3	0-0	2-1-3	3	0	0	1	1	0
OLD DOMINION		18	2-5	2-4	0-0	0-3-3	2	1	1	1	0	6
at UAB		29	4-9	1-4	0-0	2-5-7	1	3	2	0	2	9
ST. JOSEPH'S		18	0-2	0-1	0-0	1-2-3	0	0	0	0	0	0
vs Middle Tennessee		28	3-11	1-8	0-0	0-6-6	1	2	0	1	3	7
vs. Dayton		34	2-3	0-1	1-2	2-4-6	1	0	0	0	1	5
vs. Drake		30	1-4	0-1	0-1	1-4-5	1	0	2	2	1	2
at South Alabama		26	5-10	4-7	0-0	1-5-6	1	2	1	1	4	14
at TCU		33	3-8	0-4	1-2	1-3-4	2	2	3	2	3	7
BETHUNE-COOKMAN		27	4-9	2-6	2-2	2-5-7	4	1	3	0	0	12
JACKSONVILLE ST.		22	1-5	1-3	0-0	0-0-0	1	0	0	1	0	3
at Vanderbilt		23	4-11	3-8	2-2	0-4-4	4	0	1	0	3	13
ARKANSAS	*	26	2-9	0-5	0-0	2-5-7	1	0	1	0	2	4
FLORIDA	*	32	3-6	3-6	0-0	0-0-0	2	1	1	0	4	9
ALABAMA	*	25	2-7	1-3	2-2	2-2-4	3	2	0	2	1	7
at Georgia	*	22	1-7	0-4	0-0	1-3-4	4	0	2	0	0	2
OLE MISS	*	29	1-6	0-4	1-2	1-4-5	2	1	3	0	2	3
at Kentucky	*	28	3-6	2-5	1-1	2-4-6	4	3	4	0	1	9
at Mississippi State	*	20	1-4	0-2	0-0	2-2-4	1	2	3	0	1	2
VANDERBILT	*	33	1-8	0-4	1-2	2-4-6	2	0	0	1	2	3
at Alabama	*	31	6-12	3-5	0-2	3-1-4	3	1	1	0	2	15
at South Carolina	*	28	3-8	3-6	0-0	1-3-4	3	0	2	3	0	9
LSU	*	36	1-3	1-1	0-0	0-6-6	4	1	2	1	2	3
MISSISSIPPI STATE	*	29	2-4	2-3	2-2	1-2-3	4	0	4	1	1	8
at Texas A&M												
at Missouri												
TENNESSEE												

CAREER HIGHS

Points	15	at Alabama	2/9/20
Rebounds	8	at Arkansas	2/10/19
Assists	5	at Alabama	1/10/19
Blocks	3	2x; last at South Carolina	2/13/20
Steals	4	at South Alabama	12/4/19
Field Goals	6	at Alabama	2/9/20
Field Goal Attempts	13	vs. Alabama State	12/29/18
3-Point Field Goals	4	at South Alabama	12/4/19
3-Point FG Attempts	9	vs. Alabama State	12/29/18
Free Throws	2	4x; last at Vanderbilt	1/2/20
Free Throw Attempts	2	7x; last at Alabama	2/9/20

HOWARD'S CAREER STATISTICS

Season	gp-gs	min/avg	Total		3-Point		F-Throws		Rebounds				Scoring							
			fg-fga	pct	fg-fga	pct	ft-fa	pct	off	def	tot	avg	pf	fo	ast	to	blk	stl	pts	avg
2018-19	31-17	624/20.1	42-128	.328	20-79	.253	5-6	.833	26	64	90	2.9	55	0	36	25	17	27	109	3.5
2019-20	24-12	642/26.8	55-160	.344	29-98	.296	13-20	.650	29	78	107	4.5	54	0	22	36	17	36	152	6.3
TOTAL	55-29	1266/23.0	97-288	.337	49-177	.277	18-26	.692	55	142	197	3.6	109	0	58	61	34	63	261	4.7



Morgan ROBINSON-NWAGWU

#30

Freshman • Guard • 5-8

Norcross, Ga.

Norcross HS

- Matched season-high with 6 points; also had 3 assists, 3 rebounds, 2 steals vs. Florida (1/9)
- Season-high 6 points along with 3 assists vs. Bethune-Cookman (12/15)
- Recorded 2 rebounds, 2 assists in collegiate debut vs. Wofford (11/6)
- Ranked as No. 28 guard nationally by ESPN
- Named first-team all-state and first-team all-metro by Atlanta Journal-Constitution
- Region 7A Player of the Year and All-Gwinnett County first team
- Averaged 15.3 points, 7.1 rebounds, 4.6 assists, 4.1 steals and 1.1 blocks as high school junior

SEASON/CAREER HIGHS

Points	6	2x; last vs. Florida	1/9/20
Rebounds	4	2x; last vs. Alabama	1/12/20
Assists	4	at TCU	12/7/19
Blocks	1	2x; last vs. Beth.-Cookman	12/15/19
Steals	3	at Vanderbilt	1/2/20
Field Goals	3	vs. Bethune-Cookman	12/15/19
Field Goal Attempts	12	vs. Florida	1/9/20
3-Point Field Goals	1	2x; last vs. Arkansas	1/5/20
3-Point FG Attempts	5	vs. Florida	1/9/20
Free Throws	3	at TCU	12/7/19
Free Throw Attempts	4	3x; last at TCU	12/7/19

Opponent	Start	Min.	FG-A	3PT-A	FT-A	O-D-T	PF	Ast.	TO	Blk.	St.	Pts.
WOFFORD		13	0-4	0-0	0-0	0-2-2	1	2	3	0	1	0
OLD DOMINION		7	0-4	0-0	0-0	2-2-4	0	0	2	0	0	0
at UAB		6	1-1	0-0	0-0	0-0-0	1	1	2	1	0	2
ST. JOSEPH'S		10	1-4	0-0	0-0	1-1-2	2	1	0	0	0	2
vs Middle Tennessee		18	0-4	0-0	1-4	0-3-3	2	2	4	0	1	1
vs. Dayton		13	0-1	0-0	0-0	0-0-0	3	1	0	0	1	0
vs. Drake		17	1-2	0-0	0-0	1-0-1	2	3	0	0	1	2
at South Alabama		19	0-2	0-0	2-4	0-1-1	3	2	4	0	0	2
at TCU		18	0-0	0-0	3-4	0-3-3	5	4	4	0	0	3
BETHUNE-COOKMAN		22	3-5	0-0	0-0	1-0-1	0	3	0	1	0	6
JACKSONVILLE ST.		14	1-2	1-1	0-0	0-1-1	1	0	3	0	1	3
at Vanderbilt		19	2-3	0-0	0-0	1-1-2	2	2	5	0	3	4
ARKANSAS		13	1-2	1-1	0-0	1-0-1	1	3	1	0	0	3
FLORIDA		18	2-12	0-5	2-3	2-1-3	3	3	3	0	2	6
ALABAMA		16	0-7	0-3	0-0	1-3-4	0	2	0	0	1	0
at Georgia		7	0-1	0-0	0-0	0-1-1	0	0	0	0	1	0
OLE MISS		7	0-1	0-0	0-0	0-1-1	0	1	2	0	0	0
at Kentucky		7	0-0	0-0	0-0	0-0-0	1	1	1	0	0	0
at Mississippi State		4	0-1	0-0	0-0	0-0-0	1	0	1	0	0	0
VANDERBILT		2	0-0	0-0	0-0	0-0-0	0	0	1	0	1	0
at Alabama		2	0-0	0-0	0-0	0-0-0	1	0	0	0	0	0
at South Carolina		11	0-4	0-0	0-0	1-0-1	0	3	1	0	1	0
LSU		6	0-1	0-0	0-0	0-2-2	2	1	2	0	0	0
MISSISSIPPI STATE		12	1-1	0-0	0-0	0-0-0	0	2	4	0	1	2
at Texas A&M												
at Missouri												
TENNESSEE												

ROBINSON-NWAGWU'S CAREER STATISTICS

Season	gp-gs	min/avg	Total		3-Point		F-Throws		Rebounds					Scoring						
			fg-fga	pct	fg-fga	pct	ft-fa	pct	off	def	tot	avg	pf	fo	ast	to	blk	stl	pts	avg
2019-20	24-0	277/11.5	13-62	.210	2-10	.200	8-15	.533	11	22	33	1.4	31	1	38	43	2	15	36	1.5
TOTAL	24-0	277/11.5	13-62	.210	2-10	.200	8-15	.533	11	22	33	1.4	31	1	38	43	2	15	36	1.5



Natalie KELLY

#35

Sophomore • Forward • 6-3

Albany, La.

Albany HS

- Scored career-high 3 points vs. St. Joseph's (11/24); made only shot attempt
- Has made both shots attempted so far this season (11/24 vs. SJU; 12/28 vs. JSU)
- Appeared in 12 games as a freshman
- Made first collegiate field goal vs. Louisiana-Lafayette (11/25)
- Made first SEC appearance at Missouri (1/27)
- Ranked as No. 38 post player in nation out of high school, according to ESPN HoopGurlz
- Averaged 17.1 points, 12.1 rebounds, 3.3 steals as high school senior
- Set school record for single-season rebounds with 379 as a junior

SEASON HIGHS

Points	3	vs. St. Joseph's	11/24/19
Rebounds	2	at TCU	12/7/19
Assists			
Blocks			
Steals	1	2x; last vs. Alabama	1/12/20
Field Goals	1	2x; last vs. Jacksonville St.	12/28/19
Field Goal Attempts	1	2x; last vs. Jacksonville St.	12/28/19
3-Point Field Goals			
3-Point FG Attempts			
Free Throws	1	vs. St. Joseph's	11/24/19
Free Throw Attempts	2	vs. St. Joseph's	11/24/19

Opponent	Start	Min.	FG-A	3PT-A	FT-A	O-D-T	PF	Ast.	TO	Blk.	St.	Pts.
WOFFORD		6	0-0	0-0	0-0	0-0-0	0	0	0	0	0	0
OLD DOMINION						--DNP--						
at UAB						--DNP--						
ST. JOSEPH'S	3		1-1	0-0	1-2	0-0-0	0	0	0	0	0	3
vs Middle Tennessee	4		0-0	0-0	0-0	0-0-0	2	0	0	0	0	0
vs. Dayton						--DNP--						
vs. Drake	2		0-0	0-0	0-0	0-0-0	1	0	0	0	0	0
at South Alabama	3		0-0	0-0	0-0	0-1-1	1	0	0	0	0	0
at TCU	4		0-0	0-0	0-0	0-2-2	0	0	0	0	0	0
BETHUNE-COOKMAN	3		0-0	0-0	0-0	0-1-1	0	0	0	0	0	0
JACKSONVILLE ST.	1		1-1	0-0	0-0	1-0-1	0	0	0	0	0	2
at Vanderbilt	1		0-0	0-0	0-0	0-0-0	0	0	0	0	0	0
ARKANSAS	2		0-0	0-0	0-0	0-0-0	0	0	0	0	0	0
FLORIDA	1		0-0	0-0	0-0	1-0-1	0	0	1	0	1	0
ALABAMA	6		0-0	0-0	0-0	0-0-0	1	0	1	0	1	0
at Georgia						--DNP--						
OLE MISS						--DNP--						
at Kentucky						--DNP--						
at Mississippi State	2		0-0	0-0	0-0	0-0-0	0	0	0	0	0	0
VANDERBILT						--DNP--						
at Alabama						--DNP--						
at South Carolina	2		0-0	0-0	0-0	0-1-1	1	0	0	0	0	0
LSU						--DNP--						
MISSISSIPPI STATE						--DNP--						
at Texas A&M												
at Missouri												
TENNESSEE												

SEASON/CAREER HIGHS

Points	3	vs. St. Joseph's	11/24/19
Rebounds	3	2x; last vs. Alabama State	12/29/18
Assists			
Blocks	1	2x; last vs. Alabama State	12/29/18
Steals	1	3x; last vs. Florida	1/9/20
Field Goals	1	2x; last vs. St. Joseph's	11/24/19
Field Goal Attempts	2	vs. UL-Lafayette	11/25/18
3-Point Field Goals			
3-Point FG Attempts			
Free Throws	1	4x; last vs. St. Joseph's	11/24/19
Free Throw Attempts	2	5x; last vs. St. Joseph's	11/24/19

KELLY'S CAREER STATISTICS

Season	gp-gs	min/avg	Total		3-Point		F-Throws		Rebounds				pf			Scoring				
			fg-fga	pct	fg-fga	pct	ft-fta	pct	off	def	tot	avg	pf	fo	ast	to	blk	stl	pts	avg
2018-19	12-0	49/4.1	1-5	.200	0-0	.000	3-8	.375	6	4	10	0.8	4	0	0	8	2	2	5	0.4
2019-20	14-0	41/2.9	2-2	1.000	0-0	.000	1-2	.500	2	5	7	0.5	6	0	0	2	0	2	5	0.4
TOTAL	26-0	90/3.5	3-7	.429	0-0	.000	4-10	.400	8	9	17	0.7	10	0	0	10	2	4	10	0.4

Game 1: Nov. 6, 2019 Auburn 84, Wofford 82 Auburn Arena Auburn, Ala.

Official Basketball Box Score -- Game Totals -- Final Statistics
Wofford vs Auburn
11/06/19 6:00 pm at Auburn Arena -- Auburn, Ala.

#	Player	Total		3-Pr		Rebounds		PF	TP	A	T	Bk	Stl	Min
		FG	FGA	FT	FTA	Off	Def							
12	Jamari McDavid	2	8	0	0	4	4	4	7	0	3	1	0	25
14	Lilly Hutton	1	6	0	0	2	2	2	4	4	0	0	2	20
01	Chloe Wankink	0	10	0	0	2	5	7	1	28	2	2	0	1
09	Cairo Booker	0	4	0	0	2	2	3	13	6	2	0	4	37
35	Da'Ja Green	0	9	1	5	2	1	2	25	3	2	0	0	33
02	Niyah Lutz	0	2	0	0	2	2	1	0	0	1	0	0	3
20	Elena Pulanco	0	0	0	0	0	0	0	0	1	0	0	0	3
21	Alexis Tomlin	0	2	0	0	1	2	3	5	0	1	0	0	15
23	Lawren Cook	0	1	0	0	0	0	0	4	5	0	0	1	14
25	Jamie Grob	0	0	0	0	0	0	0	2	0	0	1	0	5
Team														
Totals		26	64	13	30	17	20	12	22	34	82	13	5	6

1st FG %:	5.17	29.4%	2nd:	4.13	38.8%	3rd:	7.17	41.2%	4th:	10.17	58.8%	Game:	26.64	49.6%	Deadball
3Pt %:	1.8	12.3%	3-5:	3.6	59.0%	4-9:	44.4%	5-7:	71.4%	6-8:	33.8	43.3%	Rebounds		
FT %:	0.0	0.0%	2-2:	100.0%	6-8:	75.0%	9-10:	90.0%	17-20:	85.0%	9				

Auburn 84 • 1-0-0-0 SEC

#	Player	Total		3-Pr		Rebounds		PF	TP	A	T	Bk	Stl	Min
		FG	FGA	FT	FTA	Off	Def							
10	Kiyae' White	1	4	0	0	2	9	11	1	2	4	2	0	17
20	Unique Thompson	9	13	0	0	7	6	13	3	25	1	3	0	30
00	Daisa Alexander	6	12	1	3	1	5	6	3	22	2	3	0	33
03	Annie Hughes	4	5	1	1	1	2	0	2	10	4	0	0	30
05	Brooke Moore	6	16	1	2	1	2	1	2	11	1	1	2	36
04	Abigayle Jackson	2	5	0	1	1	2	3	5	0	1	0	0	7
12	Maliya Perry	2	3	1	1	0	1	0	1	5	1	0	0	11
24	Erin Howard	0	3	0	0	2	1	3	0	0	0	1	1	19
30	M. Robinson-Nwagwu	0	4	0	0	0	2	2	1	0	2	3	0	12
25	Natalie Kelly	0	0	0	0	0	0	0	0	0	0	0	0	6
Team														
Totals		30	65	4	16	20	30	19	28	47	84	15	4	121

1st FG %:	4.16	25.0%	2nd:	9.19	47.4%	3rd:	10.18	55.6%	4th:	12.18	58.8%	Game:	30.65	49.1%	Deadball
3Pt %:	0.5	6.0%	2-6:	33.3%	2-4:	50.0%	0-1:	0.0%	4-8:	25.0%	29.0%	Rebounds			
FT %:	1.4	75.0%	4-7:	57.1%	1-2:	50.0%	13-17:	70.6%	30-38:	66.7%	41				

Officials: Iyeyinna Seales,Kate Lukanch,Felicia Grinter
Technical fouls: Wofford-None. Auburn-None.
Attendance: 1618

Score by periods	1st	2nd	3rd	4th	Total
Wofford	11	13	24	34	82
Auburn	11	24	23	26	84

Last FG - Wofford 4th-00:00, AU 4th-01:19.
Largest lead - Wofford by 4, 1st-09:16, AU by 17 3rd-05:39.
Wofford led for 07:13, AU led for 27:38. Game was tied for 05:09.

AUBURN-- Junior Unique Thompson and senior Daisa Alexander combined for 47 points, and the Auburn women's basketball team held off a late rally to earn an 84-82 win over Wofford Wednesday night to open the 2019-20 season.

The Tigers (1-0) led by as many as 17 points midway through the third quarter but saw the Terriers (0-1) storm back to take the lead just nine minutes later. But strong rebounding and free-throw shooting down the stretch allowed Auburn to withstand a second-half 3-point barrage from Wofford.

Thompson picked up where she left off with her 21st career double-double, scoring 25 points and pulling down 11 rebounds. Alexander finished with 22 points and was 9-of-12 at the free-throw line, including a 7-of-8 mark in the fourth quarter.

Sophomore Brooke Moore scored 15 points in her first career start, and freshman Annie Hughes finished with 10 points, a team-high four assists and two steals. Sophomore Kiyae' White pulled down a career-high nine rebounds as she started for the first time.

Three freshmen made their Auburn debuts. Hughes started and played just under 30 minutes, and Maliya Perry and Morgan Robinson-Nwagwu saw 11 minutes each off the bench.

Auburn shot 46.9 percent for the game (30-of-64) and was 20-of-28 at the free-throw line. The Tigers out-rebounded the Terriers 43-32, including 17 offensive rebounds that led to 22 second-chance points. Auburn also controlled the paint, outscoring Wofford inside 38-18. The Terriers, shot 48.1 percent from 3-point range, hitting 13-of-27 attempts from long range, including 9-of-16 in the second half.

After the teams finished the first 10 minutes tied 11-11, Auburn outscored Wofford in the second quarter 24-13 to take a 35-24 lead at the break. An 11-4 run over the first 5:13 of the third quarter pushed the Tigers' advantage to as many as 17 at 51-34. Auburn saw its lead shrink a bit by the end of the quarter but still took a 58-48 lead to the final 10 minutes.

Game 2: Nov. 14, 2019 Old Dominion 89, Auburn 77 Auburn Arena Auburn, Ala.

Official Basketball Box Score -- Game Totals -- Final Statistics
Old Dominion vs Auburn
11/14/19 6:00 pm at Auburn Arena -- Auburn, Ala.

#	Player	Total		3-Pr		Rebounds		PF	TP	A	T	Bk	Stl	Min
		FG	FGA	FT	FTA	Off	Def							
23	Amari Young	2	5	0	1	2	4	0	5	2	6	0	4	22
25	Ashley Scott	0	0	0	0	0	0	0	2	0	2	0	0	21
03	Aljah Wayne	9	14	2	0	5	7	10	3	35	1	2	0	4
09	Victoria Morris	6	11	1	1	5	9	3	5	0	2	4	20	2
11	Victoria Adams	9	5	2	3	0	1	0	2	12	5	4	0	1
01	Maniah Edwards	0	1	0	0	0	2	2	0	0	6	1	1	27
04	Aziah Hudson	1	4	0	0	1	4	0	0	0	0	0	0	11
12	Amaya Register	2	3	0	1	5	6	0	2	2	1	9	1	2
14	Dejah Carter	0	0	0	0	0	0	0	0	1	0	0	0	14
31	Marie Reichert	2	3	0	1	0	1	0	1	3	4	1	0	21
Team														
Totals		32	54	14	28	11	18	6	22	28	89	16	15	3

1st FG %:	9.17	52.9%	2nd:	5.13	45.5%	3rd:	9.16	56.3%	4th:	9.10	90.0%	Game:	32.54	59.3%	Deadball
3Pt %:	0.12	41.3%	3-5:	3.5	48.8%	4-8:	50.0%	34-38:	86.8%	34-38:	89.0%	Rebounds			
FT %:	1.2	50.0%	4-4:	100.0%	0-1:	0.0%	6-11:	54.5%	11-18:	61.1%	9				

Auburn 77 • 1-1-0-0 SEC

#	Player	Total		3-Pr		Rebounds		PF	TP	A	T	Bk	Stl	Min
		FG	FGA	FT	FTA	Off	Def							
10	Kiyae' White	1	4	0	0	1	3	4	3	5	0	0	0	20
20	Unique Thompson	9	6	0	0	3	7	10	2	13	2	2	0	30
00	Daisa Alexander	5	16	2	5	5	6	3	4	17	2	3	0	4
03	Annie Hughes	9	5	1	1	1	2	3	4	12	1	0	0	28
05	Brooke Moore	3	9	2	6	7	7	1	0	15	2	0	2	24
04	Abigayle Jackson	1	1	0	0	0	1	1	2	0	0	0	0	10
12	Maliya Perry	0	1	0	0	0	2	1	1	0	0	0	0	7
13	Lauren Hansson	3	7	1	3	0	0	0	0	5	7	1	4	11
34	Erin Howard	2	5	2	4	0	0	3	2	6	1	1	1	0
30	M. Robinson-Nwagwu	0	4	0	0	0	2	2	4	0	0	2	0	18
Team														
Totals		26	60	8	19	17	28	16	18	34	19	7	9	200

1st FG %:	7.10	70.0%	2nd:	5.13	38.5%	3rd:	6.19	42.1%	4th:	6.18	33.3%	Game:	26.60	43.3%	Deadball
3Pt %:	1.3	33.3%	2-4:	50.0%	3-6:	50.0%	6-6:	100%	2-7:	28.6%	8-9:	42.1%	Rebounds		
FT %:	6.8	75.0%	6-11:	54.5%	2-2:	0.0%	6-11:	54.5%	11-18:	61.1%	9				

Officials: Karleena Tobin,Angel Stanton,Tina Napier
Technical fouls: Old Dominion-None. Auburn-None.
Attendance: 1635

Score by periods	1st	2nd	3rd	4th	Total
Old Dominion	24	17	19	29	89
Auburn	21	18	19	19	77

Last FG - ODU 4th-03:30, AU 4th-00:26.
Largest lead - ODU by 16 4th-03:30, AU by 2 1st-07:02.
ODU led for 37:13, AU led for 00:45. Game was tied for 01:44.

AUBURN-- Auburn had four players in double figures, but a fourth-quarter surge from Old Dominion led the Monarchs to an 89-77 win over the Tigers in women's basketball action at Auburn Arena Thursday night.

The Tigers (1-1) trailed by just two points at the end of the third quarter, but Old Dominion (2-0) could scarcely miss in the final 10 minutes, shooting 90 percent (9-of-10) in the fourth period and 5-of-5 on 3-pointers to break open what had been a tight game.

Senior Daisa Alexander finished with 17 points and four steals to lead the Tigers. Junior Unique Thompson picked up her second double-double in as many games with a 13-point, 10-rebound performance that saw her go 5-of-6 from the floor.

Sophomore Brooke Moore recorded her second straight 15-point game and remained perfect at the free-throw line for her career, going 7-for-7. And freshman Annie Hughes scored 12 points and had two steals.

As a team, the Tigers shot 43.3 percent from the field (26-60) and hit 8-of-19 3-point attempts (42.1%). Auburn also out-rebounded the Monarchs 34-28. But Old Dominion shot a blistering 59.3 percent from the field and 50 percent (14-of-28) from 3-point range.

The Monarchs, who were just 1-of-13 from 3-point range in their first game, hit 8-of-17 from long range in the first half alone to lead most of the opening half and take a 41-39 lead at the break. Auburn led briefly in the second quarter when Hughes put back a missed free throw to give the Tigers a 33-32 advantage with 6:01 to play.

ODU jumped back ahead by as many as 10 points midway through the third quarter, but the Tigers closed the period on an 8-0 run, punctuated by a pair of 3-pointers from Erin Howard, to head to the fourth quarter down by just two at 60-58. After an Alexander free throw got Auburn within one 16 seconds into the fourth, the Monarchs missed just one shot the entire period and went on a 25-10 run over the next six-plus minutes to build a 16-point lead and secure the road win.

Game 3: Nov. 21, 2019 UAB 80, Auburn 75 Bartow Arena Birmingham, Ala.

Official Basketball Box Score -- Game Totals -- Final Statistics
Auburn vs UAB
11/21/19 8:00 p.m. at Birmingham, Ala. Bartow Arena

#	Player	Total		3-Pr		Rebounds		PF	TP	A	T	Bk	Stl	Min
		FG	FGA	FT	FTA	Off	Def							
00	Daisa Alexander	9	14	2	3	0	2	2	4	20	1	2	0	30
03	Annie Hughes	1	4	0	1	0	1	1	3	2	3	0	0	1
05	Brooke Moore	3	8	0	2	2	0	1	1	2	8	1	0	1
13	Lauren Hansen	1	7	0	2	1	2	0	1	3	3	1	5	0
20	Unique Thompson	9	12	0	0	6	10	9	15	24	4	0	2	32
02	Sania Wells	1	4	0	1	0	2	0	0	2	4	0	0	17
10	Kiyae' White	1	1	0	0	1	2</							

Game 4: Nov. 24, 2019
Auburn 66, St. Joseph's 62
Auburn Arena
Auburn, Ala.

Official Basketball Box Score -- Game Totals -- Final Statistics
 Saint Joseph's vs Auburn
 11/24/19 6:30 pm at Auburn Arena -- Auburn, Ala.

Saint Joseph's 62 • 2-3-0-A-10

#	Player	Total		3-Ptr		Rebounds		PF	TP	A	TO	Bk	Stl	Min	
		FG	FGA	FT	FTA	Off	Def								
22	Gabby Smalls	1	9-10	0-0	1-2	4	4	8	3	19	0	2	0	1	25
33	Katie Mayock	1	3-7	0-0	0-2	1	2	3	5	6	1	1	2	1	26
13	Mary Sheehan	0	6-9	3-5	0-0	2	4	6	3	15	1	3	1	2	31
14	Katie Jecot	0	2-12	1-6	4-4	0	1	1	2	9	4	3	0	0	38
22	Devayne Newman	0	0-6	0-3	0-0	0	3	2	0	2	0	0	0	0	35
03	Nalaih Delinois	0	0-0	0-0	0-0	0	0	0	0	0	0	0	0	0	4
04	Kalilah Henderson	2	4-0	0-0	5-5	0	2	2	9	0	1	0	1	12	
15	Rachel Gartner	0	0-0	0-0	0-0	0	2	0	0	0	0	0	0	0	4
31	Claire Meila	2	2-6	0-1	0-1	0	6	6	3	4	7	2	2	0	25
Team															
Totals			24-54	4-15	10-15	8	26	34	20	62	15	14	5	5	200

1st FG %: 7.19 36.8% 2nd: 4.9 44.4% 3rd: 7.13 53.8% 4th: 6.13 45.2% Game: 24-54 44.4% Deadball
 3FG %: 2.5 40.0% 1-3 33.3% 1-3 33.3% 4-5 80.0% 4-5 80.0% Rebounds
 FT %: 2.2 100.0% 2-4 50.0% 4-5 80.0% 4-5 80.0% 4-5 80.0% 4-5 80.0%

Auburn 66 • 2-2-0-0-SEC

#	Player	Total		3-Ptr		Rebounds		PF	TP	A	TO	Bk	Stl	Min	
		FG	FGA	FT	FTA	Off	Def								
10	Kiyae White	1	3-4	0-0	0-8	0	3	2	12	1	0	1	1	26	
20	Unique Thompson	1	5-10	0-0	7-10	7	5	12	2	17	5	4	0	1	34
00	Daisa Alexander	0	3-13	0-1	2-4	0	2	2	8	3	0	0	0	23	
06	Brooke Moore	0	0-8	0-4	1-4	2	2	4	2	1	2	0	0	20	
13	Lauren Hansen	0	6-10	4-6	2-2	0	1	1	2	18	2	3	0	35	
02	Sania Wells	0	0-2	0-0	0	3	3	1	0	1	0	0	0	5	
03	Annie Hughes	2	2-4	1-2	0-0	1	3	4	1	5	0	0	0	19	
24	Erin Howard	0	0-2	0-1	0-0	1	2	3	0	0	0	0	0	17	
30	M. Robinson-Nwagwu	1	1-4	0-0	0-0	1	1	2	2	1	0	0	0	9	
35	Natalie Kelly	1	1-0	0-0	1-2	0	0	0	0	3	0	0	0	3	
Team															
Totals			21-58	5-14	19-30	15	25	40	14	66	14	1	1	8	200

1st FG %: 6.56 37.0% 2nd: 5.14 52.0% 3rd: 3.16 18.8% 4th: 7.12 58.3% Game: 21-58 36.2% Deadball
 3FG %: 3.5 40.0% 1-3 33.3% 1-3 33.3% 4-5 80.0% 4-5 80.0% Rebounds
 FT %: 2.4 100.0% 2-4 50.0% 4-5 80.0% 4-5 80.0% 4-5 80.0%

Officials: Natasha Camy, Dawn Marshall, Bill Laranca
 Technical fouls: Saint Joseph's-None, Auburn-None
 Attendance: 1796

Score by periods	1st	2nd	3rd	4th	Total
Saint Joseph's	13	11	17	16	62
Auburn	15	17	13	21	66

Last FG - SJU 4th-02:58, AU 4th-01:36.
 Largest lead - SJU by 6:35 @ 01:34, AU by 6:4th-05:32.
 SJU led for 06:35, AU led for 26:32. Game was tied for 06:27.

AUBURN-- Career nights from redshirt sophomore Kiyae White and freshman Lauren Hansen and a pair of late defensive stops led the Auburn women's basketball team to a 66-62 win over St. Joseph's at Auburn Arena Sunday night.

The Tigers (2-2) snapped a two-game skid with their best defensive effort of the season, turning 14 turnovers by St. Joseph's (2-3) into 17 turnovers and limiting the Hawks to just four 3-pointers on 15 attempts.

Hansen, making her second career start, led Auburn with a career-high 18 points on 6-of-10 shooting, including a 4-for-6 night from 3-point range. Hansen also led the Auburn defensive effort with a game-high four steals. White also shattered her previous career-high with a 12-point effort, going 3-for-4 from the floor and 6-of-8 at the free-throw line.

Junior Unique Thompson made it 4-for-4 this season on double-doubles with a 17-point, 12-rebound night. Dating back to the final game of last season, Thompson has five consecutive double-doubles, a feat not accomplished by an Auburn player since Le'Coie Willingham in 2004. Thompson also led the Tigers with five assists.

Senior Daisa Alexander had eight points, three assists and two steals, and freshman Annie Hughes added five points and four rebounds off the bench.

As a team, the Tigers shot a season-low 36.2 percent from the field but got to the free-throw line 30 times for the second time this season, making 19. Auburn also out-rebounded St. Joe's 40-34 and had just 10 turnovers, a season-low.

A tough offensive third period for both teams ended with St. Joseph's holding a 46-45 lead. But the Tigers used several defensive stops and got timely shots from Hansen, Hughes and Morgan Robinson-Nwagwu to build a six-point lead at 64-58 with 1:16 to play. A pair of trips to the free-throw line for St. Joe's allowed the Hawks to cut the advantage to two points inside of 30 seconds, but the Tigers forced a turnover on the Hawks' next possession before a pair of Thompson free throws sealed the win.

Game 5: Nov. 29, 2019
Middle Tennessee 73, Auburn 50
Hertz Arena
Estero, Fla.

Official Basketball Box Score -- Game Totals -- Final Statistics
 Middle Tennessee vs Auburn
 11/29/19 11:00 am at Estero, Fla. (Hertz Arena)

Middle Tennessee 73 • 5-1

#	Player	Total		3-Ptr		Rebounds		PF	TP	A	TO	Bk	Stl	Min	
		FG	FGA	FT	FTA	Off	Def								
23	Courtney Whitson	1	0-7	0-3	0-0	1	6	7	2	0	0	1	0	30	
01	Kristina Savage	1	4-8	0-1	1-2	3	10	13	3	9	1	0	1	25	
05	Anastasia Hayes	0	5-11	0-1	1-3	0	2	2	1	11	5	6	0	36	
02	Taylor Sutton	0	9-17	6-12	3-4	0	2	2	27	2	2	0	4	33	
11	Aislynn Hayes	0	6-12	4-10	4-8	2	4	6	20	2	4	1	2	38	
03	Taylor Lewis	0	0-0	0-0	0-0	0	0	0	0	0	0	0	0	2	
05	Kiya Turner	0	0-0	0-0	1-2	0	0	0	1	1	0	0	0	4	
23	Alexis Whittington	2	2-5	0-2	0-0	1	1	2	4	2	1	0	0	15	
24	Amanda Whittington	0	0-0	0-0	1-2	0	3	3	1	0	1	0	0	2	
45	Shayna Payne	0	0-0	0-0	0-0	0	1	1	2	0	1	0	0	5	
Team															
Totals			26-60	10-29	11-21	7	29	36	14	73	12	16	3	12	200

1st FG %: 10.18 55.6% 2nd: 6.17 35.3% 3rd: 5.13 38.5% 4th: 5.12 41.7% Game: 26-60 43.3% Deadball
 3FG %: 1.0 40.0% 2-3 66.7% 1-5 20.0% 3-7 42.9% 10-29 34.2% Rebounds
 FT %: 0.0 0.0% 2-4 50.0% 4-8 50.0% 5-9 55.6% 11-21 52.4% 11-1

Auburn 50 • 2-3

#	Player	Total		3-Ptr		Rebounds		PF	TP	A	TO	Bk	Stl	Min	
		FG	FGA	FT	FTA	Off	Def								
10	Kiyae White	1	2-7	0-0	1-2	1	1	2	2	5	0	1	0	23	
20	Unique Thompson	1	6-9	0-0	3-4	6	4	10	2	15	0	4	0	28	
00	Daisa Alexander	0	2-6	0-0	2-2	1	1	2	2	6	0	0	0	24	
06	Brooke Moore	0	4-11	3-10	0-0	0	2	2	11	1	5	0	0	30	
13	Lauren Hansen	0	0-0	0-0	0-0	0	0	5	0	5	0	0	0	12	
02	Sania Wells	0	1-1	0-0	1-2	0	1	1	2	3	3	1	0	13	
03	Annie Hughes	0	0-4	0-2	2-4	0	3	2	2	0	1	0	0	20	
24	Erin Howard	2	3-11	1-8	0-0	0	6	6	1	7	2	0	1	28	
30	M. Robinson-Nwagwu	0	0-4	0-0	1-4	0	3	2	1	2	4	0	0	18	
35	Natalie Kelly	0	0-0	0-0	0-0	0	0	0	2	0	0	0	0	4	
Team															
Totals			18-53	4-20	10-18	8	21	29	22	50	8	23	1	8	200

1st FG %: 8.10 30.0% 2nd: 5.13 38.5% 3rd: 4.12 33.3% 4th: 6.18 33.3% Game: 18-53 34.0% Deadball
 3FG %: 1.4 25.0% 1-4 25.0% 2-6 33.3% 4-4 100.0% 4-4 100.0% Rebounds
 FT %: 0.0 0.0% 1-2 50.0% 7-12 58.3% 2-4 50.0% 10-18 55.6% 9-5

Officials: Doug Knight, Kevin Pethel, Tiara Cruse
 Technical fouls: Middle Tennessee-None, Auburn-None
 Attendance: 313

Score by periods	1st	2nd	3rd	4th	Total
Middle Tennessee	24	15	15	19	73
Auburn	7	12	17	14	50

Last FG - MT 4th-05:39, AU 4th-00:07.
 Largest lead - MT by 26 4th-06:37, AU None.
 MT led for 38:57, AU led for 00:00. Game was tied for 00:50.

ESTERO, Fla.-- Junior Unique Thompson picked up her fifth double-double in as many games, but the Auburn women's basketball team could never get going in a 73-50 loss to Middle Tennessee Friday morning to open the Gulf Coast Showcase.

A sloppy start to the game put the Tigers (2-3) in a big early hole, and Auburn was never able to climb out. Middle Tennessee (5-1) took advantage of 15 first-half Auburn turnovers to build a 21-point halftime lead, and Auburn was unable to make enough headway in the second half to get within striking distance.

Thompson finished with 15 points and 10 rebounds to give her six straight double-doubles going back to last season. Sophomore Brooke Moore was the only other Tiger in double-figures with 11 points.

Auburn shot a season-low 34.0 percent from the field (18-53) and was 4-of-20 from 3-point range. The Tigers also turned the ball over 23 times, leading to 19 MTSU points. Auburn did get 11 second-chance points off eight offensive rebounds, but the Tigers were out-rebounded for the first time this season, 36-29. The Blue Raiders also hit 10 3-pointers.

Middle Tennessee forced nine Auburn turnovers in the first quarter, and the Tigers hit just 3-of-10 shots as the Blue Raiders jumped out to a 24-7 lead. Things got slightly better in the second quarter, but ball control still proved to be an issue as MTSU took advantage of 15 first-half turnovers to lead 40-19 at the half. Auburn would get no closer than 16 points the rest of the way.

Taylor Sutton led MTSU with 27 points, followed by Aislynn Hayes with 20.

Game 6: Nov. 30, 2019
Auburn 76, Dayton 74 (OT)
Hertz Arena
Estero, Fla.

Official Basketball Box Score -- Game Totals -- Final Statistics
 Dayton vs Auburn
 11/30/19 11:00 am at Estero, Fla. (Hertz Arena)

Dayton 74 • 3-5

#	Player	Total		3-Ptr		Rebounds		PF	TP	A	TO	Bk	Stl	Min	
		FG	FGA	FT	FTA	Off	Def								
05	Whitehead,Kyla	1	2-6	0-0	0-0	2	4	5	3	4	1	3	0	1	28
13	Chandler,Julia	1	6-9	0-1	1-2	5	5	10	5	13	0	0	2	28	
01	Bradshaw,Arion	0	1-4	0-3	1-2	2	1	3	1	3	1	3	0	2	18
04	Fowler,Shakeela	0	5-12	0-0	0-0	1	8	9	3	16	6	8	0	42	
42	Scalfie,Jayla	0	7-15	4-11	1-2	0	2	2	19	5	3	0	2	40	
03	Ward,Brittany	0	0-0	0-0	0-0	0	2	2	3	0	0	0	0	13	
12	Gascone,Jenna	0	0-3	0-1	0-0	0	0	0	0	0	0	0	0	14	
21	Whalen,Erin	7	7-14	5-9	0-2	4	4	3	19	0	1	0	0	37	
22	Wimmoth,Jordan	0	0-0	0-0	0-0	0	0	0	0	0	0	0	0	4	
23	Perez,Maniah	0	0-0	0-0	0-0	0	0	0	0	0	0	0	0	1	
Team															
Totals			28-63	9-25	9-14	9	26	35	20	74	15	20	5	225	

1st FG %: 46.15 40.0% 2nd: 6.15 53.3% 3rd: 5.1

**Game 7: Dec. 1, 2019
Drake 83, Auburn 82
Hertz Arena
Estero, Fla.**

Official Basketball Box Score -- Game Totals -- Final Statistics
Drake vs Auburn
12/1/19 1:30 pm at Estero, Fla. (Hertz Arena)

Drake 83 • 6-2

#	Player	Total			3-Pr			Rebounds			PF	TP	A	T	Bk	Stl	Min
		FG	FGA	FT	FTA	Off	Def	Total	Off	Def							
12	Rose,Brenni	3	6	0	2	3	0	1	1	1	9	8	1	0	2	27	
50	Rhine,Sara	8	12	1	6	6	0	5	6	0	22	0	1	0	0	28	
02	Monahan,Maddie	0	3	0	2	0	0	0	2	0	2	2	0	1	0	22	
05	Hittner,Becca	3	12	1	7	3	4	0	3	3	11	2	0	1	0	26	
11	Collier,Kierra	7	9	1	3	0	0	1	2	15	3	5	0	0	0	27	
15	Woodridge,Allie	2	3	1	1	0	0	1	1	2	5	4	0	1	0	16	
22	Fuiler,Hannah	0	0	0	0	0	0	0	0	0	0	1	0	1	8		
23	Negaard,Maggie	6	8	3	5	0	0	1	1	15	4	2	0	0	0	19	
31	Burch,Monica	2	4	0	0	2	5	7	2	4	0	0	0	0	3	17	
34	Guelidner,Sarah Beth	1	4	0	0	0	0	0	0	3	0	0	0	0	0	6	
42	Sain,Maggie	0	0	0	0	0	0	0	1	2	0	0	1	0	0	4	
Team		0	0	0	0	0	0	0	0	0	0	0	0	0	0	0	
Totals		32	61	7	25	12	13	4	20	24	15	83	20	19	0	200	
1st	FG %: 10.0	58.8%	2nd	FG %: 53.8%	3rd	FG %: 50.0%	4th	FG %: 46.2%	Game	52.6%	52.5%	Deadball					
3pt %:	1.5	20.0%	2nd	3pt %:	4.5	40.0%	3rd	3pt %:	2.9	22.2%	4th	3pt %:	7.5	28.0%	Rebounds		
FT %:	5.5	100.0%	2nd	FT %:	5.6	83.3%	3rd	FT %:	12.3	92.3%	4th	FT %:	4.5				

Auburn 82 • 3-4

#	Player	Total			3-Pr			Rebounds			PF	TP	A	T	Bk	Stl	Min
		FG	FGA	FT	FTA	Off	Def	Total	Off	Def							
10	Kiyae' White	2	2	0	2	2	3	0	1	0	0	1	0	0	0	16	
20	Unique Thompson	5	9	0	2	3	2	12	1	4	0	4	0	4	0	32	
02	Daisa Alexander	7	17	4	6	1	2	3	1	24	4	3	0	3	1	31	
05	Brooke Moore	2	10	1	4	0	3	0	2	5	2	5	0	1	0	25	
13	Lauren Hansen	8	15	7	14	1	2	0	3	3	2	4	2	0	0	32	
02	Sania Wells	0	0	0	0	0	0	0	0	0	0	0	0	0	0	4	
03	Annie Hughes	2	3	1	1	0	0	0	0	5	3	0	0	0	11		
24	Erin Howard	1	4	0	1	1	4	5	1	2	0	2	2	1	0	10	
30	M. Robinson-Nwagwu	1	2	0	0	0	1	0	1	2	3	0	0	0	1	17	
35	Natalie Kelly	0	0	0	0	0	0	0	0	0	0	0	0	0	0	2	
Team		0	0	0	0	0	0	0	0	0	0	0	0	0	0	0	
Totals		28	62	13	29	13	16	0	9	20	14	82	25	2	1	200	
1st	FG %:	7.1	43.8%	2nd	FG %:	47.1%	3rd	FG %:	66.7%	4th	FG %:	28.4%	45.2%	Deadball			
3pt %:	2.0	20.0%	2nd	3pt %:	1.0	10.0%	3rd	3pt %:	5.5	100.0%	4th	3pt %:	13.1	44.8%	Rebounds		
FT %:	2.5	40.0%	2nd	FT %:	4.4	100.0%	3rd	FT %:	13.1	81.3%	4th	FT %:	3.2				

Officials: Brian Hall, Tiara Cruise, Kylie Galloway
Technical fouls: Drake-None, Auburn-None.
Attendance: 457

Score by periods	1st	2nd	3rd	4th	Total
Drake	26	18	18	21	83
Auburn	18	24	24	16	82

Last FG - DU 4th-02:18, AU 4th-02:02.
Largest lead - DU by 11:02-03:26, AU by 11:3rd-01:29.
DU led for 22:44, AU led for 13:26, Game was tied for 03:41.

ESTERO, Fla.-- Auburn got huge offensive efforts from Daisa Alexander and Lauren Hansen, but the Tigers came up just short in a wild game with Drake Sunday afternoon, falling 83-82 in the fifth-place game of the Gulf Coast Showcase.

The Tigers (3-4) trailed by as many as 11, led by as many as 11, and saw 13 ties and 12 lead changes in an incredibly entertaining game. But a pair of free throws for Drake (6-2) with 7.8 seconds left, coupled with two misses at the other end, left Auburn behind as the clock expired.

Alexander and Hansen each scored 24 points, a career-high for Hansen and one shy of it for Alexander. Hansen made seven 3-pointers on the day, one shy of tying the Auburn single-game record. Both players also finished with four assists, and Alexander added three steals. Unique Thompson kept her double-double streak alive with a 12-point, 11-rebound effort that also included four steals.

Auburn shot 45.2 percent for the game (28-62) and hit 13-of-29 3-pointers (44.8%), coming up one short of the single-game team record. The Tigers were also stellar at the free-throw line, hitting 13-of-16 (81.3%). Auburn forced 19 Drake turnovers, turning those into 24 point.

Drake led 44-42 at the half. A slow start to the third quarter for both teams saw Auburn tie it up at 48-48, then go on a 10-0 run to build a 58-48 advantage on an Alexander 3-pointer with 3:36 left. But a flurry by the Bulldogs in the final 90 seconds cut the lead to four at 66-62 headed to the fourth.

The lead swung wildly in both directions throughout the fourth quarter with both teams leading by as many as 6. Auburn trailed 81-75 with 2:18 to play, but another 3-pointer plus two free throws from Alexander cut it to one at 81-80 with under a minute. Auburn got a stop, then Alexander drew a foul with 15 seconds left and made both free throws to put the Tigers back ahead 82-81. At the other end, Auburn forced a miss but was unable to get the rebound, and a foul with 7.8 seconds left led to two Bulldog free throws. The Tigers had two chances before the buzzer but could not get a shot to fall.

**Game 8: Dec. 4, 2019
Auburn 82, South Alabama 62
Mitchell Center
Mobile, Ala.**

Official Basketball Box Score -- Game Totals -- Final Statistics
Auburn vs South Alabama
12/04/19 7:00 pm at Mitchell Center, Mobile, Ala.

Auburn 82 • 4-4

#	Player	Total			3-Pr			Rebounds			PF	TP	A	T	Bk	Stl	Min
		FG	FGA	FT	FTA	Off	Def	Total	Off	Def							
10	Kiyae' White	1	3	0	1	2	3	5	8	2	3	1	1	1	1	19	
20	Unique Thompson	7	7	0	1	4	3	7	10	1	15	1	2	1	0	32	
02	Daisa Alexander	6	10	2	4	0	2	2	4	2	14	1	0	0	0	26	
05	Brooke Moore	7	12	4	6	2	0	1	1	20	3	2	0	1	0	30	
13	Lauren Hansen	4	12	2	7	0	0	1	1	10	4	0	0	0	0	26	
02	Sania Wells	0	1	0	0	0	0	0	0	0	0	0	0	0	0	2	
03	Annie Hughes	2	3	0	0	0	1	0	1	0	4	0	0	0	1	16	
24	Erin Howard	5	10	4	7	0	0	1	5	6	14	2	1	4	2	26	
30	Morgan Robinson-Nwagwu	0	0	2	4	0	1	1	3	2	2	4	0	0	0	19	
35	Natalie Kelly	0	0	0	0	0	0	0	0	0	0	0	0	0	0	3	
Team		0	0	0	0	0	0	0	0	0	0	0	0	0	0	0	
Totals		32	60	12	24	6	12	24	36	13	82	16	13	3	7	200	
1st	FG %:	8.1	50.0%	2nd	FG %:	46.7%	3rd	FG %:	71.3	53.8%	4th	FG %:	32.6	53.3%	Deadball		
3pt %:	1.6	16.7%	2nd	3pt %:	0.0	0.0%	3rd	3pt %:	4.4	46.2%	4th	3pt %:	12.4	50.0%	Rebounds		
FT %:	1.3	33.3%	2nd	FT %:	8.8	50.0%	3rd	FT %:	3.6	66.7%	4th	FT %:	6.2	50.0%			

South Alabama 62 • 3-5

#	Player	Total			3-Pr			Rebounds			PF	TP	A	T	Bk	Stl	Min
		FG	FGA	FT	FTA	Off	Def	Total	Off	Def							
22	Buster, Jala	1	3	0	2	0	0	2	2	2	0	4	1	0	0	26	
35	Lewis, Antoinette	5	8	0	0	0	5	6	11	3	10	0	2	0	1	33	
02	Kines, Shatoria	7	16	4	11	0	2	1	3	18	2	2	0	1	0	36	
12	Telemague, Damaya	6	11	1	2	4	0	1	1	15	1	4	0	2	0	29	
14	Jones, Savannah	5	7	1	1	0	0	3	6	0	13	0	0	0	0	30	
03	Morrow, Jayla	0	1	0	0	0	0	1	1	0	2	0	0	0	0	16	
22	Mallard, Jaylen	0	0	0	0	0	0	0	0	0	0	0	0	0	0	3	
25	Centers, Kennedi	0	1	0	0	0	0	3	3	0	2	0	0	0	0	18	
45	Lowme, Devyn	2	4	2	4	0	0	1	1	0	6	1	3	0	0	9	
Team		0	0	0	0	0	0	0	0	0	0	0	0	0	0	0	
Totals		25	59	10	31	2	4	12	18	30	7	62	12	15	0	4	
1st	FG %:	6.1	31.0%	2nd	FG %:	53.8%	3rd	FG %:	53.8%	4th	FG %:	25.9	42.4%	Deadball			
3pt %:	1.3	33.3%	2nd	3pt %:	2.7	50.0%	3rd	3pt %:	1.2	50.0%	4th	3pt %:	2.4	50.0%	Rebounds		
FT %:	0.0	0.0%	2nd	FT %:	5.5	100.0%	3rd	FT %:	1.2	50.0%	4th	FT %:	2.4	50.0%			

Officials: Katie Lukanich, Eric Baker, Staci Jefferson
Technical fouls: Auburn-None, South Alabama-None.
Attendance: 1106

Score by periods	1st	2nd	3rd	4th	Total
Auburn	19	18	19	26	82
South Alabama	15	17	17	13	62

Last FG - Auburn 4th-01:11, USA 4th-02:02.
Largest lead - Auburn by 26:40-03:02, USA by 2:3rd-04:46.
Auburn led for 39:58, USA led for 00:32, Game was tied for 00:20.

MOBILE-- Five players scored in double figures, and an offensive flurry early in the fourth quarter broke the game open as Auburn earned an 82-62 road win at South Alabama Wednesday night.

The Tigers (4-4) used a 16-0 run that spanned the end of the third and start of the fourth quarters to break open what had been a close game throughout. Auburn's long-range shooting was effective for the second straight game as the Tigers hit 12 3-pointers, giving them 25 over their last two contests.

Sophomore Brooke Moore led the Tigers' offensive attack with a season-high 20 points on 7-of-12 shooting, including 4-of-6 beyond the 3-point arc. Erin Howard and Daisa Alexander had 14 points apiece; Howard made a career-high four 3-pointers and also had a career-best four steals.

Unique Thompson grabbed three rebounds in the fourth quarter to extend her double-double streak to nine straight, dating back to last season. She finished with 15 points and 10 rebounds and was 7-of-7 from the floor. Lauren Hansen was Auburn's fifth player in double-figures with 10 points and a team-leading four assists. Kiyae' White added eight rebounds.

As a team, Auburn shot a season-high 53.3 percent from the field (32-60) and was 50 percent (12-24) from 3-point range. The Tigers out-rebounded the Jaguars 36-30 and scored 21 points off 15 USA turnovers.

South Alabama (3-5) led 47-45 with 4:46 to play in the third quarter. But the Tigers' defense held the Jaguars to just one basket over the next eight-plus minutes, out-scoring them 23-2 in that stretch to build a 19-point lead with 7:47 to play. From there, the Tigers cruised, pushing the advantage to as many as 26 before a couple of late defensive lapses let USA cut the final margin to 20.

Auburn never trailed in the first half, taking a 37-32 lead at the break. Moore hit four 3-pointers in the first half with three of those coming in the second quarter as the Tigers extended their lead to as many as eight points. But the Jaguars stayed in the game thanks to 10 second-chance points off eight offensive rebounds in the opening half.

**Game 9: Dec. 7, 2019
TCU 80, Auburn 65
Schollmaier Arena
Fort Worth, Texas**

Official Basketball Box Score -- Game Totals -- Final Statistics
Auburn vs TCU
12/07/19 2:00 pm at

Auburn 65 • 4-5-0 SEC

#	Player	Total			3-Pr			Rebounds			PF	TP	A	T	Bk	Stl	Min
		FG	FGA	FT	FTA	Off	Def	Total	Off	Def							

Game 10: Dec. 15, 2019

Auburn 74, Bethune-Cookman 56

Auburn Arena
Auburn, Ala.

Official Basketball Box Score -- Game Totals -- Final Statistics
Bethune-Cookman vs Auburn
12/15/19 2:00 pm at Auburn Arena -- Auburn, Ala.

Bethune-Cookman 56 • 6-2,0-0 MEAC																		
##	Player	F	Total			3-Pr			Rebounds			PF	TP	A	To	Blk	Stl	Min
			FG	FGA	FT	FTA	FG	FGA	FT	FTA	Off							
2-5	0-0	0-0	0	1	1	0	4	0	2	0	0	2	0	0	0	0	2	28
23	Ciara Thompson	f	6-13	0-2	0-2	5	3	8	12	1	1	0	1	0	0	0	1	28
05	Armani Walker	g	0-1	0-0	0-0	0	1	1	0	2	1	0	0	0	0	0	17	
11	Ashanti Hunt	g	1-2	0-1	6-9	0	1	1	8	1	1	0	0	0	0	0	28	
20	Daniella Hatcher	g	5-12	2-5	4-7	2	1	3	16	1	1	0	1	0	0	4	30	
01	Camry Harris	g	3-10	2-8	0-0	1	2	3	0	8	0	0	0	0	0	0	24	
03	Kiana Williams	g	1-3	0-0	2-2	0	1	0	4	2	2	0	1	0	0	0	12	
1-3	Morgan Beacham	g	1-1	1-1	1-2	0	0	0	1	4	0	0	0	0	0	0	9	
10	Tania White	g	0-0	0-0	0-0	0	1	1	0	0	1	0	0	0	0	0	2	
12	Tatum Hayes	g	0-3	0-3	0-0	0	0	1	0	0	0	0	0	0	0	0	3	
15	Armani Ball	g	0-3	0-3	0-2	0	0	0	0	1	0	0	0	0	0	0	11	
22	Imani Reid	g	0-1	0-0	0-0	0	0	0	0	0	0	0	0	0	0	0	3	
25	Ashlie Howell	g	0-0	0-0	0-0	0	1	2	1	0	0	0	0	0	0	0	11	
Team						4			5									
Totals			19-56	5-24	13-24	13	13	24	8	56	7	11	0	9	200			
1st FG %:			41.3	33.3	2nd:	41.2	33.3	3rd:	41.2	33.3	4th:	31.7	17.6	Game:	19.56	33.9%	Deadball	
1st 3P %:			0.0	0.0	2nd:	17.4	14.3	3rd:	14.3	14.3	4th:	15.0	15.0	Game:	15.4	20.8%	Rebounds	
1st FT %:			1.0	100.0	2nd:	3.3	43.8	3rd:	5.2	43.8	4th:	6.6	66.7	Game:	13.24	56.2%	Rebounds	

Auburn 74 • 5-5,0-0 SEC																		
##	Player	F	Total			3-Pr			Rebounds			PF	TP	A	To	Blk	Stl	Min
			FG	FGA	FT	FTA	FG	FGA	FT	FTA	Off							
10	Kiyae' White	f	1-1	0-0	2-2	1	5	6	3	4	0	4	1	0	0	0	14	
20	Unique Thompson	f	7-10	0-0	2-3	5	8	13	4	16	2	1	0	0	0	0	31	
00	Daisa Alexander	g	5-10	1-5	0-0	4	3	7	3	11	2	2	0	0	0	0	28	
03	Annie Hughes	g	2-5	1-3	0-0	4	3	7	2	5	2	2	0	0	0	0	31	
13	Lauren Hansen	g	4-11	1-6	0-0	0	0	0	5	10	3	5	0	0	0	0	23	
01	Robyn Benton	g	4-7	2-4	0-0	1	0	1	10	1	10	1	0	2	1	15		
02	Sania Wells	g	0-1	0-0	0-0	0	0	0	0	0	0	0	0	0	0	6		
24	Erin Howard	g	2-6	2-6	2-2	2	7	4	12	1	3	0	0	0	0	0	27	
30	M. Robinson-Nwaquu	g	3-5	0-0	0-0	1	0	1	0	6	3	0	0	0	0	0	22	
25	Natalie Kelly	g	0-0	0-0	0-0	0	1	1	0	0	0	0	0	0	0	0	3	
Team						2			1									
Totals			30-59	8-25	6-7	16	17	43	22	74	14	19	4	6	200			
1st FG %:			41.3	47.4	2nd:	61.7	35.3	3rd:	51.3	50.0	4th:	31.0	50.0	Game:	30.59	50.8%	Deadball	
1st 3P %:			1.7	14.3	2nd:	2.2	24.3	3rd:	2.2	24.3	4th:	3.3	33.3	Game:	3.25	33.3%	Rebounds	
1st FT %:			0.0	0.0	2nd:	3.3	100.0	3rd:	5.0	66.7	4th:	6.7	85.7	Game:	6.7	85.7%	Rebounds	

Officials: Kristen Bell, Stephanie Barksdale, Cameron Inouye
Technical Fouls: Bethune-Cookman-None, Auburn-None.
Attendance: 1588

Score by periods	1st	2nd	3rd	4th	Total
Bethune-Cookman	19	12	14	11	56
Auburn	19	17	23	15	74

Last FG - BCU 4th-03:08, AU 4th-02:09
Largest lead - BCU by 5-2nd-07:25, AU by 19-4th-03:46.
BCU led for 06:10, AU led for 29:19. Game was tied for 04:31.

AUBURN-- Five Tigers scored in double-figures as the Auburn women's basketball team pulled away in the second half for a 74-56 win over Bethune-Cookman Sunday afternoon at Auburn Arena.

Auburn (5-5) shot over 65 percent in the second half and overcame a tenacious press by Bethune-Cookman (6-2) to turn a five-point halftime lead into as much as a 19-point advantage to head into the holiday break with a victory.

Junior Unique Thompson led the way with a 16-point, 13-rebound effort that also included a team-leading four steals. She was just one rebound shy of a double-double by halftime; as such, she picked up her NCAA-leading 10th double-double in 10 games and extended her streak to 11 straight games, which leads all active players nationwide.

Erin Howard added 12 points and seven rebounds off the bench, and Daisa Alexander scored 11, bringing her within four points of 1,000 for her career. Lauren Hansen scored 10 points and shared the team lead with three assists. And Robyn Benton, who missed the season's first nine games with injury, scored 10 points and added two blocks in her return to action. Annie Hughes moved back into the starting lineup for Sunday's game and pulled down a season-high seven rebounds along with five points.

For the game, Auburn shot 50.8 percent from the floor (30-59) and held the Wildcats to a 33.9 percent night (19-56), the lowest by an Auburn opponent this year. The Tigers out-rebounded BCU 43-26, their biggest margin of the year, and scored 36 points in the paint to BCU's 20.

Auburn found an offensive rhythm late in the second quarter to turn a five-point deficit into a five-point lead at 36-31 headed to the locker room. The Tigers then started the third quarter on a 16-4 run, extending the advantage to 52-35 with 4:15 to play. A turnover- and foul-plagued cold spell to begin the fourth quarter allowed the Wildcats to cut the Auburn lead to as few as 10 points, but a Hughes 3-pointer with just under six minutes left sparked a 9-0 run to put the game out of reach.

AUBURN-- Auburn senior Daisa Alexander scored her 1,000th career point as the Tigers closed out non-conference play with a 62-53 win over Jacksonville State Saturday afternoon at Auburn Arena.

The Tigers (6-5) scored a season-high 27 turnovers, turning those into 27 points, and controlled the paint throughout. Auburn never trailed and led by as many as 18 in the fourth quarter before a late 3-point barrage from the Gamecocks (4-7) cut the final margin to single digits.

Alexander's fadeaway jumper with 39 seconds to play in the third quarter gave her 1,000 career points, making her the 34th Auburn player to reach the milestone. She finished with 10 points, six rebounds and three steals on the day.

Junior Unique Thompson kept her nation-leading double-double streak alive with a 20-point, 10-rebound effort, grabbing her final rebound with less than two minutes to play. She is now 11-for-11 this season and has 12 straight double-doubles, dating back to the final game of last season. Brooke Moore added 11 points and Kiyae' White pulled down eight rebounds to aid the Tiger effort.

Auburn shot 40 percent for the game (22-55) and held JSU to 34 percent (16-47) from the floor, but 13 of JSU's 16 made field goals came from 3-point range, including all seven of their made shots in the fourth quarter. The Tigers outrebounded the Gamecocks 36-30 and outscored JSU in the paint 22-2.

Auburn jumped out to an early double-digit lead, forcing seven first-quarter turnovers to lead 14-4 late in the period and 16-7 at the end of one. The Gamecocks hit back-to-back 3s to open the second quarter, but Auburn held JSU without a field goal for the next seven minutes, taking a 27-18 lead to the break.

The Gamecocks got as close as six points at 30-24 early in the third, but Auburn finished the quarter on a 15-5 run to take a 45-29 lead at the end of three. Two straight Thompson buckets midway through the final period gave Auburn its largest lead at 56-38 with 4:03 to play, but Jacksonville State hit four 3-pointers in the final 3:11 to cut the final margin to single digits.

NASHVILLE-- Auburn got off to a slow start and never recovered in a 77-55 loss to Vanderbilt Thursday night at Memorial Gym to open SEC play.

The Tigers (6-6, 0-1 SEC) had their worst shooting night of the season and saw Vanderbilt (11-3, 1-0) shoot a blistering 60 percent as the Commodores opened a big early lead and never looked back.

Unique Thompson kept her nation-leading double-double streak alive with a 14-point, 10 rebound performance. She also tallied three steals and a pair of assists. Brooke Moore led the Tigers with 17 points, and Erin Howard added 13.

Vanderbilt shot 59.6 percent from the field (31-52) and outscored Auburn in the paint 46-24. The Tigers finished at 28.3 percent (17-60). Auburn had a strong night at the free-throw line, hitting 18-of-23 (78.3%).

Auburn took a 1-0 lead before the ball was even tossed on an administrative technical due to a malfunctioning shot clock at Memorial Gym, and Moore made a layup to open the in-game scoring and give the Tigers a 3-0 lead. But it was downhill from there. The Commodores went on an 8-0 run over the next two minutes and never trailed again. A 68-percent first half gave Vanderbilt a 47-18 lead at the break. The Tigers outscored Vandy 37-30 in the second half.

Mariella Fasoula led Vanderbilt with 21 points and Demi Washington added 17.

Last FG - AU 4th-00:12, VU 4th-03:15.
Largest lead - AU by 3 1st-08:56, VU by 25 3rd-06:14.
AU led for 02:13, VU led for 37:47. Game was tied for 00:00.

Game 11: Dec. 28, 2019

Auburn 62, Jacksonville State 53

Auburn Arena
Auburn, Ala.

Official Basketball Box Score -- Game Totals -- Final Statistics
Jacksonville St. vs Auburn
12/28/19 2:00 pm at Auburn Arena -- Auburn, Ala.

Jacksonville St. 53 • 4-7,0-0 OVC																		
##	Player	F	Total			3-Pr			Rebounds			PF	TP	A	To	Blk	Stl	Min
			FG	FGA	FT	FTA	FG	FGA	FT	FTA	Off							
33	Destiny Elliott	f	6-13	6-11	3-3	2	4	6	3	21	1	4	0	0	0	0	30	
15	Chloe Long	f	0-1	0-0	0-0	0	2	2	0	0	3	4	1	1	0	26		
40	Brittany Webster	f	0-1	0-0	0-0	0	1	2	0	0	0	1	0	0	0	16		
00	Taylor Hawks	g	3-10	3-6	3-4	1	3	4	3	12	4	4	0	3	0	26		
11	Kiana Johnson	g	3-5	0-0	0-0	1	1	2	1	6	1	2	0	2	0	36		
05	Nekiyah Thompson	g	0-2	0-1	2-2	0	1	1	0	2	1	2	0	0	0	14		
14	McKenna Lawrence	g	0-1	0-1	0-0	1	2	3	0	1	0	1	0	0	0	6		
22	Jayla Walker	g	0-4	0-4	0-0	0	3	3	0	0	1	0	0	0	0	16		
23	Jessie Day	g	2-5	2-4	0-0	0	2	2	6	0	1	0	1	1	0	17		
24	Yarnia Johnson	g	2-4	2-4	0-0	0	0	0	0	6	1	4	1	1	0	8		
34	Winnie Kumi	g	0-1	0-0	0-0	0	1	1	2	0	0	0	0	0	0	5		
Team						1			3									
Totals			16-47	13-31	8-9	7	23	30	14	53	13	27	2	8	200			
1st FG %:			31.0	36.0%	2nd:	31.3	33.0%	3rd:	31.0	36.0%	4th:	31.4	50.0%	Game:	16-47	34.0%	Deadball	
1st 3P %:			1.4	25.0%	2nd:	3.0	13.3%	3rd:	2.6	40.0%	4th:	3.3	53.8%	Game:	13.30	40.9%	Rebounds	
1st FT %:			0.0	0.0%	2nd:	2.0	100.0%	3rd:	3.4	75.0%	4th:	3.3	100.0%	Game:	8-9	88.9%	Rebounds	

Auburn 62 • 6-3,0-0 SEC																		
##	Player	F	Total			3-Pr			Rebounds			PF	TP	A	To	Blk	Stl	Min
			FG	FGA	FT	FTA	FG	FGA	FT	FTA	Off							
10	Kiyae' White	f	1-2	0-0	1-2	2	6	8	1	3	1	1	0	2	1	18		
20	Unique Thompson	f	7-13	0-0	6-8	6	4	10	2	15	1	5	1	3	0	30		
00	Daisa Alexander	g	5-10	0-2	0-0	0	6	6	1	10	0	4	0	3	0	30		
05	Brooke Moore	g	2-8	1-5	6-6	1	2	2	11	2	2	0	3	0	25			
13	Lauren Hansen	g	2-9	2-7	0-0	0	2	2	1	6	2	3	0	1	26			
01	Robyn Benton	g	2-5	0-1	0-0	1	2	1	4	1	0	1	0	1	19			
02	Sania Wells	g	2-0	0-0	0-0	0	0	0	0	0	1	0	0	0	3			
03	Annie Hughes	g	0-0	0-0	0-0	1	0	1	2	0	1	2	0	0	13			
24	Erin Howard	g	1-5	1-3	0-0	0	0	0	1	3	0	1	0	1	21			
30	M. Robinson-Nwaquu	g	1-2	1-1	0-0	0	1	1	3	0	3	0	1	1	14			
25	Natalie Kelly	g	1-1	0-0	0-0	0	1	1	0	2	0	0	0	0	1			
Team						0			3									

Game 13: Jan. 5, 2020 #20 Arkansas 86, Auburn 70 Auburn Arena Auburn, Ala.

Official Basketball Box Score -- Game Totals -- Final Statistics
Arkansas vs Auburn
01/05/20 1:00 pm at Auburn Arena -- Auburn, Ala.

Arkansas 86 • 13-2,1 SEC

#	Player	r	Total			3-Pr			Rebounds			PF	TP	A	T	Bk	Stl	Min
			FG	FGA	FT	FTA	FG	FGA	FT	FTA	Off							
24	Taylah Thomas	f	4-4	0-0	0-0	0	1	1	2	8	1	2	0	1	0	1	21	
02	Alexis Toireff	g	4-13	2-8	1-2	2	6	8	2	11	1	4	0	3	3	31		
23	Amber Ramirez	g	9-18	7-14	0-0	0	4	1	25	1	1	0	1	0	1	34		
31	Chelsea Dungee	g	6-10	2-2	5-5	1	3	4	0	19	3	3	0	4	3	33		
43	Makayla Daniels	g	4-6	1-2	4-4	0	2	2	4	13	4	2	0	1	27			
00	A'Tayanna Gaudin	g	0-2	0-1	0-0	0	0	0	1	0	5	2	0	1	1	13		
01	Marquesha Davis	g	0-0	0-0	0-0	1	0	1	0	0	2	0	0	0	5			
04	Eryn Barnum	g	0-2	0-0	0-0	1	4	5	0	0	0	0	0	0	7			
10	Kiera Williams	g	4-4	0-0	0-0	2	1	3	8	0	0	0	0	0	12			
13	Gracey Spangler	g	0-1	0-0	0-0	0	0	0	0	0	0	0	0	0	2			
25	Destinee Oberg	g	0-0	0-0	0-0	0	0	0	0	0	0	0	0	0	3			
52	Rokia Dumbia	g	1-2	0-0	0-0	0	0	0	2	1	0	1	1	1	12			
Team						3			5			8			1			
Totals			32-62	12-27	10-11	10	26	36	12	86	16	19	1	13	200			

1st FG %:	9.4	64.3%	2nd:	5.6	33.3%	3rd:	12.0	63.9%	4th:	5.4	46.2%	Game:	32.0	54.6%	Deadbll:	
3Pt %:	5.4	83.3%	1st:	1.6	16.7%	2nd:	4.0	40.0%	3rd:	5.5	40.0%	4th:	12.7	44.4%	Rebounds:	
FT %:	3.3	100.0%	1st:	7.8	87.5%	2nd:	8.0	93.8%	3rd:	9.0	90.9%	4th:	10.1	99.9%		1

Auburn 70 • 6-7,0-2 SEC

#	Player	r	Total			3-Pr			Rebounds			PF	TP	A	T	Bk	Stl	Min
			FG	FGA	FT	FTA	FG	FGA	FT	FTA	Off							
20	Unique Thompson	f	7-12	0-0	2-3	4	9	13	3	6	6	5	1	2	30			
24	Erin Howard	f	2-9	0-5	0-0	2	5	7	1	4	0	1	0	2	26			
00	Daisa Alexander	f	1-4	3-5	2-2	0	1	1	3	19	1	3	0	2	23			
03	Annie Hughes	g	1-6	0-1	0-0	1	1	2	1	2	0	0	0	19				
05	Brooke Moore	g	8-15	3-8	0-2	0	0	2	19	0	2	0	1	27				
01	Robyn Benton	g	2-7	1-2	1-2	1	0	1	2	6	3	1	0	4	20			
02	Sania Wells	g	0-0	0-0	0-0	0	0	0	0	1	0	0	0	1				
10	Kiyae' White	g	1-3	0-0	2-4	3	3	6	1	4	0	2	0	0	18			
13	Lauren Hansen	g	3-8	1-4	0-0	0	0	1	7	2	3	0	0	21				
30	M. Robinson-Nwagwu	g	2-2	1-1	0-0	0	0	1	3	3	1	0	0	13				
35	Natalie Kelly	g	0-0	0-0	0-0	0	0	0	0	0	0	0	0	2				
Team						4			14			4			1			
Totals			27-66	9-26	7-13	13	20	33	15	70	16	19	1	11	200			

1st FG %:	4.3	30.8%	2nd:	6.2	31.5%	3rd:	8.5	53.9%	4th:	5.4	50.0%	Game:	27.6	41.4%	Deadbll:	
3Pt %:	3.7	42.9%	1st:	1.6	16.7%	2nd:	1.5	20.0%	3rd:	2.6	34.4%	4th:	9.2	34.4%	Rebounds:	
FT %:	2.2	100.0%	1st:	2.8	40.0%	2nd:	3.4	75.0%	3rd:	9.2	50.0%	4th:	7.1	53.8%		4

Officials: Kevin Pethel, Eric Brewton, Dee Kanter
Technical fouls: Arkansas=None, Auburn=None.
Attendance: 1702

Score by periods

Period	1st	2nd	3rd	4th	Total
Arkansas	26	15	28	18	86
Auburn	12	15	20	23	70

Last FG - AR 4th-00:38, AU 4th-00:11.
Largest lead - AR by 27 4th-05:34, AU by 7 1st-07:08.
AR led for 35:10, AU led for 03:29. Game was tied for 01:13.

Score tied - 1 time.
Lead changed - 1 time.

Points In Off 2nd Fast
AR 36 24 10 18 10
AU 24 12 16 9 20

Chance Break Bench
AR 36 24 10 18 10
AU 24 12 16 9 20

Points In Off 2nd Fast
AR 36 24 10 18 10
AU 24 12 16 9 20

Chance Break Bench
AR 36 24 10 18 10
AU 24 12 16 9 20

Points In Off 2nd Fast
AR 36 24 10 18 10
AU 24 12 16 9 20

Chance Break Bench
AR 36 24 10 18 10
AU 24 12 16 9 20

Points In Off 2nd Fast
AR 36 24 10 18 10
AU 24 12 16 9 20

Chance Break Bench
AR 36 24 10 18 10
AU 24 12 16 9 20

Points In Off 2nd Fast
AR 36 24 10 18 10
AU 24 12 16 9 20

Chance Break Bench
AR 36 24 10 18 10
AU 24 12 16 9 20

Points In Off 2nd Fast
AR 36 24 10 18 10
AU 24 12 16 9 20

Chance Break Bench
AR 36 24 10 18 10
AU 24 12 16 9 20

Points In Off 2nd Fast
AR 36 24 10 18 10
AU 24 12 16 9 20

Chance Break Bench
AR 36 24 10 18 10
AU 24 12 16 9 20

Points In Off 2nd Fast
AR 36 24 10 18 10
AU 24 12 16 9 20

Chance Break Bench
AR 36 24 10 18 10
AU 24 12 16 9 20

Points In Off 2nd Fast
AR 36 24 10 18 10
AU 24 12 16 9 20

Chance Break Bench
AR 36 24 10 18 10
AU 24 12 16 9 20

Points In Off 2nd Fast
AR 36 24 10 18 10
AU 24 12 16 9 20

Chance Break Bench
AR 36 24 10 18 10
AU 24 12 16 9 20

Points In Off 2nd Fast
AR 36 24 10 18 10
AU 24 12 16 9 20

Chance Break Bench
AR 36 24 10 18 10
AU 24 12 16 9 20

Points In Off 2nd Fast
AR 36 24 10 18 10
AU 24 12 16 9 20

Chance Break Bench
AR 36 24 10 18 10
AU 24 12 16 9 20

Points In Off 2nd Fast
AR 36 24 10 18 10
AU 24 12 16 9 20

Chance Break Bench
AR 36 24 10 18 10
AU 24 12 16 9 20

Points In Off 2nd Fast
AR 36 24 10 18 10
AU 24 12 16 9 20

Chance Break Bench
AR 36 24 10 18 10
AU 24 12 16 9 20

Points In Off 2nd Fast
AR 36 24 10 18 10
AU 24 12 16 9 20

Chance Break Bench
AR 36 24 10 18 10
AU 24 12 16 9 20

Points In Off 2nd Fast
AR 36 24 10 18 10
AU 24 12 16 9 20

Chance Break Bench
AR 36 24 10 18 10
AU 24 12 16 9 20

Points In Off 2nd Fast
AR 36 24 10 18 10
AU 24 12 16 9 20

Chance Break Bench
AR 36 24 10 18 10
AU 24 12 16 9 20

Points In Off 2nd Fast
AR 36 24 10 18 10
AU 24 12 16 9 20

Chance Break Bench
AR 36 24 10 18 10
AU 24 12 16 9 20

Points In Off 2nd Fast
AR 36 24 10 18 10
AU 24 12 16 9 20

Chance Break Bench
AR 36 24 10 18 10
AU 24 12 16 9 20

Points In Off 2nd Fast
AR 36 24 10 18 10
AU 24 12 16 9 20

Chance Break Bench
AR 36 24 10 18 10
AU 24 12 16 9 20

Points In Off 2nd Fast
AR 36 24 10 18 10
AU 24 12 16 9 20

Chance Break Bench
AR 36 24 10 18 10
AU 24 12 16 9 20

Points In Off 2nd Fast
AR 36 24 10 18 10
AU 24 12 16 9 20

Chance Break Bench
AR 36 24 10 18 10
AU 24 12 16 9 20

Points In Off 2nd Fast
AR 36 24 10 18 10
AU 24 12 16 9 20

Chance Break Bench
AR 36 24 10 18 10
AU 24 12 16 9 20

Points In Off 2nd Fast
AR 36 24 10 18 10
AU 24 12 16 9 20

Chance Break Bench
AR 36 24 10 18 10
AU 24 12 16 9 20

Points In Off 2nd Fast
AR 36 24 10 18 10
AU 24 12 16 9 20

Chance Break Bench
AR 36 24 10 18 10
AU 24 12 16 9 20

Points In Off 2nd Fast
AR 36 24 10 18 10
AU 24 12 16 9 20

Chance Break Bench
AR 36 24 10 18 10
AU 24 12 16 9 20

Points In Off 2nd Fast
AR 36 24 10 18 10
AU 24 12 16 9 20

Chance Break Bench
AR 36 24 10 18 10
AU 24 12 16 9 20

Points In Off 2nd Fast
AR 36 24 10 18 10
AU 24 12 16 9 20

Chance Break Bench
AR 36 24 10 18 10
AU 24 12 16 9 20

Points In Off 2nd Fast
AR 36 24 10 18 10
AU 24 12 16 9 20

Chance Break Bench
AR 36 24 10 18 10
AU 24 12 16 9 20

Points In Off 2nd Fast
AR 36 24 10 18 10
AU 24 12 16 9 20

Chance Break Bench
AR 36 24 10 18 10
AU 24 12 16 9 20

Points In Off 2nd Fast
AR 36 24 10 18 10
AU 24 12 16 9 20

Chance Break Bench
AR 36 24 10 18 10
AU 24 12 16 9 20

Game 14: Jan. 9, 2020 Florida 83, Auburn 63 Auburn Arena Auburn, Ala.

Official Basketball Box Score -- Game Totals -- Final Statistics
Florida vs Auburn
01/09/20 6:00 pm at Auburn Arena -- Auburn, Ala.

Florida 83 • 11-5,2-1 SEC

#	Player	r	Total			3-Pr			Rebounds			PF	TP	A	T	Bk	Stl	Min
			FG	FGA	FT	FTA	FG	FGA	FT	FTA	Off							
22	Zaria Williams	f	4-7	0-0	0-0	0	1	3	4	1	8	0	1	1	0	29		
01	Kiera Smith	g	6-10	1-3	2-2	1	3	4	0	15	3	5	0	5	38			
03	Lavender Brooks	g	7-10	3-5	2-3	0	2	2	0	19	3	2	0	0	30			
24	Kristina Moore	g	5-6	1-1	1-2	0	2	2	1	12	1	2	0	0	22			
15	Nina Rickards	g	4-6	3-4	2-2	0	3	2	0	3	1	1	3	0	4	24		
01	Emanuelly de Oliveira	g	0-2	0-0	0-0	1	1	2	1	0	1	1	0	0	13			
22	Brylee Bartram	g	2-3	2-3	0-0	0	0	0	0	6	1	2	0	0	15			
25	Faith Dut	g	0-0	0-0	0-0	0	0	0	0	0	0	0	0	0	1			
32	Ariel Johnson	g	4-5	0-1	2-2	0	4	4	2	10	1	2	0	0	18			
44	Paige Robinson	g	0-3	0-0	0-0	2	2	4	2	0	0	0	0	1	10			
Team						2												

Game 16: Jan. 19, 2020
Georgia 61, Auburn 50
Stegeman Coliseum
Athens, Ga.

Official Basketball Box Score -- Game Totals -- Final Statistics
Auburn vs Georgia
01/19/20 2:00 pm at Athens, GA

Auburn 50 • 6-10, 0-5 SEC		Total		3-Ptr		Rebounds		PF		TP		A TO Bk Stl		Min
##	Player	FG	FGA	FT	FTA	Off	Def	PF	TP	A	TO	Bk	Stl	Min
20	Unique Thompson	2-9	0-0	9-13	4	7	11	13	2	1	0	1	3	28
24	Erin Howard	1-7	0-4	0-0	1	3	4	2	0	2	0	0	0	22
00	Daisa Alexander	6-14	0-1	5-8	1	2	3	1	17	1	4	0	3	34
01	Robyn Benton	4-9	2-4	2-2	2	3	5	4	12	1	1	1	3	33
05	Brooke Moore	0-8	0-2	2-2	1	2	3	1	2	1	2	0	1	29
02	Sania Wells	0-0	0-0	0-0	0	0	0	0	0	0	0	0	0	3
03	Annie Hughes	0-0	0-0	0-0	0	0	0	0	0	0	0	0	0	7
10	Kiyae White	2-3	0-0	0-0	0	1	1	4	0	2	0	1	1	15
13	Lauren Hansen	0-2	0-1	0-0	0	3	3	0	0	2	0	0	1	13
30	M. Robinson-Nwagwu	0-1	0-0	0-0	0	1	1	0	0	0	0	0	1	6
Team														
Totals		15-53	2-12	18-25	12	23	35	15	50	5	17	2	12	200

1st FG %:	5-14	35.7%	2nd:	5-14	35.7%	3rd:	3-11	27.3%	4th:	2-14	14.3%	Game:	15-53	28.3%	Deatball
3PT %:	0-0	0.0%	FT %:	9-13	69.2%	Reb %:	2-12	16.7%	Off %:	18-25	72.0%	Def %:	15-53	28.3%	Rebounds

Georgia 61 • 11-7, 2-3 SEC

Georgia 61 • 11-7, 2-3 SEC		Total		3-Ptr		Rebounds		PF		TP		A TO Bk Stl		Min
##	Player	FG	FGA	FT	FTA	Off	Def	PF	TP	A	TO	Bk	Stl	Min
03	Stephanie Paul	1-2	0-0	3-4	2	4	6	4	7	0	2	1	1	29
14	Jenna Staiti	1-3	0-0	0-0	1	2	3	0	2	1	2	2	1	15
02	Gabby Connolly	1-5	1-4	0-0	0	3	4	3	0	4	1	1	1	22
11	Maya Caldwell	3-9	0-5	3-4	2	1	3	2	9	0	2	0	1	14
07	Que Morrison	3-7	0-2	0-0	2	6	8	2	6	2	0	0	3	34
01	Chloe Chapman	1-2	0-0	0-0	0	4	4	2	2	2	2	0	1	17
10	Camille Hise	1-6	0-3	0-0	0	0	2	2	1	1	1	0	0	12
20	Jordan Isaacs	2-3	0-0	1-1	4	4	1	5	0	0	0	0	0	9
21	Shanyia Jones	9-15	3-9	0-2	0	0	0	1	21	1	2	0	1	21
22	Malury Bates	2-2	0-0	3-3	6	2	4	0	2	0	3	1	1	16
35	Jaymyn Nicholson	0-0	0-0	0-0	1	3	2	0	1	0	0	1	0	11
Team														
Totals		25-58	4-23	7-11	11	30	41	20	61	16	18	10	11	200

1st FG %:	3-13	23.1%	2nd:	7-14	50.0%	3rd:	10-18	55.6%	4th:	5-13	38.5%	Game:	25-58	43.1%	Deatball
3PT %:	0-0	0.0%	FT %:	3-4	75.0%	Reb %:	0-0	0.0%	Off %:	4-23	17.4%	Def %:	11-30	36.9%	Rebounds

Officials: Metta Christensen, Felicia Grinter, Tina Napier
 Technical fouls: Auburn-None, Georgia-None.
 Attendance: 4888

Score by periods	1st	2nd	3rd	4th	Total
Auburn	17	12	10	11	50
Georgia	9	16	23	13	61

ATHENS, Ga.-- Auburn played its best first half of basketball in SEC play but was unable to sustain its strong play for 40 minutes as Georgia pulled away late for a 61-50 win Sunday afternoon at Stegeman Coliseum.

After leading at the half for the first time in SEC play, the Tigers went ice cold in the second half, shooting just 20 percent in the final 20 minutes as Georgia went on a 19-3 run spanning the third and fourth quarters to put the game away.

Unique Thompson recorded her 15th double-double in 16 games with a 13-point, 11-rebound performance that saw most of her scoring come at the free-throw line; she made 9-of-13 attempts. Daisa Alexander made her return from an ankle injury that sidelined her the last two games, leading Auburn with 17 points. And Robyn Benton added a season-high 12 after making her first career start.

For the game, Auburn shot 28.3 percent, tying for their second-lowest percentage of the season. But it was the second half that was the difference - Auburn made just 5 of 25 shots from the field (20%) while Georgia hit 10-of-18 in the third quarter and 15-of-31 (48.3%) for the half.

The Tigers forced 18 Georgia turnovers but converted those into just nine points, all in the first half. Georgia scored 19 points off 17 Auburn turnovers and outscored the Tigers on fast breaks 19-4.

Auburn led 29-25 at the half; it was the Tigers' first halftime lead in SEC play. It was as much as a 10-point lead for the Tigers at two different points in the first half. Auburn sprinted to a 14-4 lead in the first five minutes but saw Georgia close to 17-9 at the end of the first. The lead was back to 10 at 21-11 on a pair of Thompson free throws with 7:30 left in the second, but the Bulldogs went on an 11-4 run to get within as few as two.

Georgia took its first lead with 6:35 to play at 34-33. After the Bulldogs extended it to four at 38-34, Benton hit a 3-pointer with 4:33 left in the quarter to pull within one at 38-37. From there, Auburn missed its next 13 shots while Georgia made 8-of-10 to build a lead it would not relinquish.

Game 17: Jan. 23, 2020
Auburn 59, Ole Miss 43
Auburn Arena
Auburn, Ala.

Official Basketball Box Score -- Game Totals -- Final Statistics
Ole Miss vs Auburn
01/23/20 6:00 pm at Auburn Arena -- Auburn, Ala.

Ole Miss 43 • 7-12, 0-6 SEC		Total		3-Ptr		Rebounds		PF		TP		A TO Bk Stl		Min
##	Player	FG	FGA	FT	FTA	Off	Def	PF	TP	A	TO	Bk	Stl	Min
20	Iyanla Kitchens	2-4	0-0	0-0	3	3	6	4	4	0	4	1	1	27
02	Mimi Reid	1-6	0-3	1-2	1	3	4	2	3	6	1	0	2	34
11	Tobbe Rankin	2-5	0-0	0-0	2	1	3	2	4	1	1	0	0	22
200	Jayla Alexander	3-10	2-6	0-0	1	5	6	2	8	1	1	0	2	32
44	Torri Lewis	1-7	1-7	0-0	1	3	4	0	3	1	1	0	1	14
13	Dominique Banks	1-4	0-0	0-0	2	4	6	3	2	0	2	0	1	13
21	Taylor Smith	3-11	0-2	1-2	0	3	3	0	7	0	2	0	3	31
25	Bryn Parker	0-1	0-0	0-0	0	0	0	0	0	0	2	0	0	8
31	Deja Caece	4-14	4-11	0-0	0	1	0	12	0	3	0	2	0	19
Team														
Totals		17-62	7-29	2-4	10	27	37	13	43	9	18	1	12	200

1st FG %:	7-17	41.2%	2nd:	5-14	35.7%	3rd:	5-16	31.3%	4th:	4-15	26.7%	Game:	17-62	27.4%	Deatball
3PT %:	0-0	0.0%	FT %:	2-4	50.0%	Reb %:	3-6	50.0%	Off %:	7-29	24.1%	Def %:	17-62	27.4%	Rebounds

Auburn 59 • 7-10, 1-5 SEC

Auburn 59 • 7-10, 1-5 SEC		Total		3-Ptr		Rebounds		PF		TP		A TO Bk Stl		Min
##	Player	FG	FGA	FT	FTA	Off	Def	PF	TP	A	TO	Bk	Stl	Min
20	Unique Thompson	3-10	0-0	4-4	5	8	13	1	10	1	2	0	0	27
24	Erin Howard	1-6	0-4	1-2	1	4	5	2	3	1	3	0	2	29
00	Daisa Alexander	2-10	1-4	2-3	3	7	10	1	7	3	3	1	2	33
01	Robyn Benton	5-13	3-8	4-4	4	2	6	1	17	3	1	0	2	29
05	Brooke Moore	4-12	2-4	0-0	3	1	4	0	1	0	1	0	2	24
02	Sania Wells	0-0	0-0	0-0	0	0	0	0	0	0	1	0	0	3
03	Annie Hughes	0-2	0-2	0-0	0	1	1	0	0	0	0	0	0	6
10	Kiyae White	2-3	0-0	1-2	3	6	9	2	5	0	0	0	1	25
13	Lauren Hansen	1-4	0-1	0-0	0	1	1	2	7	1	3	0	3	17
30	M. Robinson-Nwagwu	0-1	0-0	0-0	0	1	0	0	1	2	0	0	0	7
Team														
Totals		20-66	7-27	12-15	19	36	55	9	59	11	17	1	12	200

1st FG %:	5-15	33.3%	2nd:	2-8	25.0%	3rd:	5-14	35.7%	4th:	7-19	36.8%	Game:	20-66	30.3%	Deatball
3PT %:	0-0	0.0%	FT %:	3-4	75.0%	Reb %:	3-6	50.0%	Off %:	12-15	80.0%	Def %:	20-66	30.3%	Rebounds

Officials: Laura Morris, Amy Bonner, Beverly Roberts
 Technical fouls: Ole Miss-None, Auburn-None.
 Attendance: 1483

Score by periods	1st	2nd	3rd	4th	Total
Ole Miss	19	2	14	9	43
Auburn	17	4	17	21	59

AUBURN-- Auburn put together one of its best defensive efforts of the season and pulled away in the fourth quarter as the Tigers defeated Ole Miss 59-43 Thursday night at Auburn Arena.

The Tigers (7-10, 1-5 SEC) earned their first SEC win of the year and snapped a five-game losing streak as a four-point lead at the end of the third quarter ballooned to as much as 19 in the fourth as Auburn outscored Ole Miss (7-12, 0-6) 21-9 in the final period.

Sophomore Robyn Benton led the Tigers with a career-high 17 points along with a career-best six rebounds, hitting three 3-pointers and going 4-for-4 at the free-throw line. She also shared the team lead with three assists and had a pair of steals in her second career start.

Unique Thompson made a pair of late free throws to secure her NCAA-leading 16th double-double in 17 games, racking up 10 points and 13 rebounds. Brooke Moore scored 10 points, all in the second half, to give the Tigers three players in double figures. And Daisa Alexander had a career-high 10 rebounds along with seven points, three assists and two steals.

Auburn had another rough night from the floor, shooting 30.3 percent, but knocked down seven 3-pointers and was 12-of-15 at the free-throw line. The Tigers held Ole Miss to 27.4 percent from the floor, the lowest by an Auburn opponent this season, and were able to keep the Rebels away from the foul line as they attempted just four free throws.

The Tigers grabbed a season-high 55 rebounds, their most since pulling down 57 in an overtime game at Marquette in 2015. Auburn also scored a season-high 12 points on fast breaks.

The Tigers grabbed a season-high 55 rebounds, their most since pulling down 57 in an overtime game at Marquette in 2015. Auburn also scored a season-high 12 points on fast breaks.

Game 18: Jan. 27, 2020
No. 12 Kentucky 68, Auburn 61
Memorial Coliseum
Lexington, Ky.

Official Basketball Box Score -- Game Totals -- Final Statistics
Auburn vs Kentucky
01/27/20 7:00 pm at Lexington, KY

Auburn 61 • 7-11, 1-6 SEC		Total		3-Ptr		Rebounds		PF		TP		A TO Bk Stl		Min
##	Player	FG	FGA	FT	FTA	Off	Def	PF	TP	A	TO	Bk	Stl	Min
20	Unique Thompson	11-14	0-0	5-7	9	6	15	1	27	1	4	1	3	36
24	Erin Howard	3-6	2-5	1-1	2	4	6	4	9	3	4	0	1	28
00	Daisa Alexander	4-14	0-3	0-0	1	2	3	2	8	7	6	0	1	33
01	Robyn Benton	4-9	1-2	0-0	1	1	2	4	9	1	2	0	1	28
05	Brooke Moore	1-7	1-4	0-0	0	2	2	0	3	0	3	0	0	22
03	Annie Hughes	1-1	0-0	0-0	0	0	0	0	2	1	1	0	1	11
10	Kiyae White	0-0	0-0	0-0	0	0	0	0	0	0	0	0	0	17
13	Lauren Hansen	1-4	0-2	0-0	0	1	2	0	1	2	0			

Game 19: Jan. 30, 2020

#9 Mississippi State 78, Auburn 73

Humphrey Coliseum
Starkville, Miss.

Official Basketball Box Score -- Game Totals -- Final Statistics
Auburn vs Mississippi St.
01/30/20 7:00 pm at Starkville, MS

Auburn 73 • 7-12, 1-7 SEC

#	Player	Total		3-Ptr		Rebounds		PF	TP	A	TO	Bk	Stl	Min	
		FG	FGA	FG	FGA	FT	FTA								Off
20	Unique Thompson	7	12	0-0	7-8	4	7	11	3	21	2	4	1	2	37
24	Erin Howard	1	4	0-2	0-0	2	2	4	1	2	2	3	0	1	19
00	Daisa Alexander	8	18	4-5	0-0	0	4	4	4	20	1	3	0	2	36
01	Robyn Benton	5	10	1-2	3-4	1	1	2	3	14	1	5	0	6	31
13	Lauren Hansen	0	2	1-1	0-0	0	1	1	2	3	2	2	0	0	19
12	Sania Wells	3	6	0-1	2-4	1	2	3	3	8	1	1	0	0	21
03	Annie Hughes	1	1	0-0	0-0	0	0	0	0	2	0	1	0	0	9
10	Kiyae' White	1	1	0-0	1-2	1	4	5	4	3	0	2	1	1	22
30	M. Robinson-Nwagwu	0	1	0-0	0-0	0	0	0	0	1	0	0	0	0	4
35	Natalie Kelly	0	0	0-0	0-0	0	0	0	0	0	0	0	0	0	2
Team		3	4	0	2	0	0	0	0	0	0	0	0	0	2
Totals		27-55	6-12	13-18	12-22	34	21	73	9	24	2	13	200		

1st FG %: 5.0 50.0% 2nd: 10-17 58.8% 3rd: 5-10 50.0% 4th: 7-18 38.9% Game: 27-55 49.1% Deadball
3Pt %: 0.0 0.0% 3-5 60.0% 2-2 100.0% 0-0 0.0% 0-1 0.0% 1-7 14.3% 1-2 50.0% Rebounds
FT %: 3-5 60.0%

Mississippi St. 78 • 19-3, 7-1 SEC

#	Player	Total		3-Ptr		Rebounds		PF	TP	A	TO	Bk	Stl	Min	
		FG	FGA	FG	FGA	FT	FTA								Off
04	Jessica Carter	5	7	0-0	3-5	2	1	3	5	13	0	1	0	1	28
55	Chloe Bibby	4	10	0-3	0-0	0	2	2	2	8	1	3	0	1	26
01	Myah Taylor	0	1	0-1	2-4	0	1	1	3	2	2	4	0	4	27
10	Jah'ya Hingo-Young	1	5	0-0	2-2	2	2	4	1	4	3	0	1	1	17
11	Yaria Wiggins	0	2	0-1	0-0	0	1	1	0	2	3	1	0	0	12
02	Andra Espinoza-Hunte	1	3	1-2	0-0	1	0	1	0	3	2	2	0	0	10
03	Alyah Matharu	1	1	1-1	0-0	0	1	1	1	5	0	1	0	1	7
05	Ricka Jackson	10	14	0-0	2-2	1	3	4	1	22	0	3	0	1	32
20	Yernyah Morris	4	8	0-0	0-0	2	2	3	3	8	0	0	0	1	12
24	Jordan Danberry	5	7	1-1	2-4	1	5	6	3	13	5	1	0	2	29
Team		0	2	0	2	0	2	2	0	0	0	0	0	0	2
Totals		32-58	3-9	11-17	9	18	27	19	78	16	18	0	12	200	

1st FG %: 7.6 43.8% 2nd: 6-15 53.3% 3rd: 10-15 66.7% 4th: 7-12 58.3% Game: 32-58 55.2% Deadball
3Pt %: 0.0 0.0% 2-4 50.0% 0-0 0.0% 0-0 0.0% 1-7 14.3% 1-2 50.0% Rebounds
FT %: 0.0 0.0%

Officials: Metta Christensen, Carri Fountain, Scott Varborough
Technical fouls: Auburn-None, Mississippi St.-None.
Attendance: 7249

Score by periods	1st	2nd	3rd	4th	Total
Auburn	15	25	13	20	73
Mississippi St.	15	18	27	18	78

Points	In	Off	2nd	Fast	Bench
Auburn	48	26	11	16	13
MS	48	26	11	16	49

Last FG - AU 4th-00:24, MS 4th-00:38.
Largest lead - AU by 9 3rd-09:29, MS by 9 3rd-00:12.
AU led for 12:56, MS led for 21:48. Game was tied for 00:16.

Score tied - 12 times.
Lead changed - 23 times.

STARKVILLE, Miss.-- One of the best all-around efforts of the season from the Auburn women's basketball team came up just short Thursday night as the Tigers dropped a 78-73 decision at No. 9 Mississippi State.

The Tigers had their best shooting night and scoring output in SEC play so far and led by as many as nine points early in the second half, but a string of Auburn turnovers late in the third quarter allowed the Bulldogs to pull ahead and stay there.

For just the second time this season, Auburn had two players top the 20-point mark. Unique Thompson led the way with a 21-point, 11-rebound effort, picking up her 18th double-double of the season and 38th of her career, moving her into a tie for second on the all-time Auburn list.

Daisa Alexander added 20 points, her fifth effort of 20 or more points this year, and matched her career-high with four 3-pointers on the night. Robyn Benton added 14 points to give Auburn three players in double-figures, and freshman Sania Wells, a Mississippi native, added a career-high eight points in a return to her home state.

The Tigers shot 49.1 percent from the field, their best in SEC play so far this year, hitting 27-of-55 attempts from the floor. Auburn was also 6-of-12 on 3-point attempts and out-rebounded a much taller Mississippi State team 34-27. But the Bulldogs shot 32-for-58 (55.2%) from the floor and forced Auburn into 24 turnovers, which turned into 24 MSU points. Auburn had one of its better nights scoring points off turnovers this year, though, scoring 21 off 18 MSU giveaways.

Auburn -- Four players scored in double-figures, and the Auburn women's basketball team held off a late Vanderbilt rally and had their best free-throw shooting day of the season in a 70-61 win Sunday at Auburn Arena.

The Tigers (8-12, 2-7 SEC) avenged a 22-point loss a month ago in Nashville by forcing the Commodores (12-10, 2-7) into 22 turnovers and taking advantage of opportunities at the line, hitting 18-of-20 free throws on the day.

Senior Daisa Alexander and freshman Lauren Hansen tied for the Auburn lead with 18 points apiece. Alexander added four assists and three steals, and Hansen had two assists, two steals and a rebound. The two combined to go 12-of-12 at the charity stripe, with five of those coming in the closing second to seal the win.

Unique Thompson moved within one double-double of DeWanna Bonner's Auburn record with the 39th of her career and 19th of the season, scoring 15 points along with 12 rebounds. She also had three assists, a steal and a block. Robyn Benton gave the Tigers four players in double figures with a 13-point effort that included six rebounds and matched a career-high with six steals for the second straight game.

Auburn's 90-percent free-throw day was its best since shooting 92.3 percent (12-of-13) in a win over Nicholls State last season. Despite Vanderbilt out-shooting the Tigers 49.1 percent to 38.7 percent, Auburn held the Commodores at bay from long range, allowing Vandy to hit just one 3-pointer on the night; 40 of Vandy's 62 points came in the paint. The 'Dores had two more rebounds than Auburn, but the Tigers had 16 second-chance points off 14 offensive rebounds and scored 19 fast-break points.

The Tigers led by as many as 13 in the third quarter at 53-40 with 2:38 to play. But Vandy would not go away, getting as close as three points in the final minute of the game. But with 45 seconds to play and Auburn coming out of a timeout with two seconds to shoot, the Tigers got the ball in Hansen's hands who drew a foul shooting a 3-pointer. She made all three free throws to make it 66-60, and two more free throws apiece from Alexander and Benton put the game out of reach.

TUSCALOOSA - Auburn's Erin Howard scored a career-high 15 points and three Tigers finished in double figures, but a back-and-forth game went Alabama's way Sunday afternoon as Auburn fell 68-64 at Coleman Coliseum.

In a game that featured 12 ties and 13 lead changes, Auburn led 61-60 with 1:24 to play. But Alabama, which had missed 11 straight 3-pointers, hit one from the corner to take a 63-61 lead with under a minute to play. Auburn came up empty on its next possession, and Alabama sank 5-of-6 free throws down the stretch to earn the win.

Howard's 15 points led the Tigers on a tough shooting day; she was 3-of-5 from 3-point range. Howard also contributed four rebounds, two steals and an assist. Robyn Benton added 14 points, including an 8-for-8 day at the free-throw line, and a career-high seven rebounds. And Daisa Alexander finished with 10 points, six assists and four rebounds.

Unique Thompson missed a double-double for just the second time this season by one point, finishing with nine points and 12 rebounds along with two steals. Lauren Hansen also added nine points.

The Tigers shot 36.1 percent (22-of-61) while Alabama was slightly better at 40.7 percent. Both teams made 22 shots, but Alabama made one more 3-pointer and three more free throws. Auburn committed just seven turnovers, a season-low, but also forced Alabama into only 11, also a season-low. Alabama out-rebounded Auburn 41-34.

Auburn led 13-12 at the end of one quarter, and the game was tied 28-28 at the half as Alabama hit a layup at the buzzer to pull back even. The Tigers took advantage of opportunities at the free throw line in the third quarter to pull ahead by as many as six points at 45-39 with just over three minutes to play; Benton was a perfect 7-for-7 at the line in the period. Alabama cut the lead to three at 50-47 headed to the fourth.

Game 20: Feb. 2, 2020
Auburn 70, Vanderbilt 62
Auburn Arena
Auburn, Ala.

Official Basketball Box Score -- Game Totals -- Final Statistics
Vanderbilt vs Auburn
02/02/20 2:00 pm at Auburn Arena -- Auburn, Ala.

Vanderbilt 62 • 12-10, 2-7 SEC

#	Player	Total		3-Ptr		Rebounds		PF	TP	A	TO	Bk	Stl	Min	
		FG	FGA	FG	FGA	FT	FTA								Off
23	Koi Love	9	21	0-0	4-6	4	7	11	3	22	1	9	0	1	36
24	Auburn Newby	0	0	0-0	1-2	1	3	4	1	1	4	0	0	4	32
24	Mariella Fasoulas	1	8	1-3	0-0	1-2	2	3	5	2	17	0	0	0	31
02	Cheslie Hall	5	8	1-2	0-0	1	3	4	3	11	6	1	0	2	37
03	Jordyn Cambridge	0	1-5	0-2	0-0	0	4	4	3	2	8	4	0	4	29
12	Demi Washington	0	1-1	0-0	0-0	0	0	0	0	0	0	1	0	11	
30	Leasia Carter	3	4	0-0	1-2	1	1	0	1	0	7	1	0	17	
33	Kiyae' White	0	2	0-2	0-0	0	1	1	2	0	0	0	0	4	
50	Kaylon Smith	1	1	0-0	0-0	0	0	0	0	1	2	0	0	0	8
Team		2	2	0	0	0	0	0	0	0	0	0	0	0	2
Totals		27-55	1-7	7-12	11	23	34	18	62	17	22	0	12	200	

1st FG %: 7.6 43.8% 2nd: 5-14 42.9% 3rd: 8-12 66.7% 4th: 6-14 42.9% Game: 27-55 49.1% Deadball
3Pt %: 0.0 0.0% 0-2 50.0% 0-0 0.0% 0-1 0.0% 1-7 14.3% 1-2 50.0% Rebounds
FT %: 0.0 0.0%

Auburn 70 • 8-12, 2-7 SEC

#	Player	Total		3-Ptr		Rebounds		PF	TP	A	TO	Bk	Stl	Min	
		FG	FGA	FG	FGA	FT	FTA								Off
20	Unique Thompson	6	9	0-0	3-4	4	8	12	3	15	3	1	1	35	
24	Erin Howard	1	8	0-4	1-2	2	4	6	2	3	0	0	1	2	33
00	Daisa Alexander	5	14	1-6	7-7	0	0	0	2	18	4	5	0	3	38
01	Robyn Benton	9	5-14	1-5	2-2	4	2	6	4	13	3	2	0	6	32
13	Lauren Hansen	0	2-4	0-0	1-4	5	0	1	1	18	2	3	0	2	30
02	Sania Wells	0	2-0	0-0	0-0	0	0	0	0	0	0	0	0	9	
03	Annie Hughes	1-3	1-2	0-0	0	0	0	0	0	3	0	1	0	0	8
10	Kiyae' White	0	1-4	0-0	0-0	1	1	1	0	1	0	0	0	13	
30	M. Robinson-Nwagwu	0	0-0	0-0	0-0	0	0	0	0	0	1	0	1	2	
Team		4	2	0	0	0	0	0	0	0	0	0	0	0	2
Totals		24-62	4-21	18-20	14	18	32	14	70	13	15	2	15	200	

1st FG %: 7.17 41.2% 2nd: 7-13 53.8% 3rd: 6-18 33.3% 4th: 6-14 42.9% Game: 24-62 38.7% Deadball
3Pt %: 0.0 0.0% 2-2 100.0% 1-4 25.0% 0-1 0.0% 9-9 100.0% Rebounds
FT %: 0.0 0.0%

Officials: Eric Koch,Angelica Suffern,Cameron Inouye
Technical fouls: Vanderbilt-None, Auburn-None.
Attendance: 1728

Score by periods	1st	2nd	3rd	4th	Total
Vanderbilt	15	13	18	16	62
Auburn	15	17	20	17	70

Points	In	Off	2nd	Fast	Bench
VU	40	12	13	16	9
AU	32	14	14	19	3

Last FG - VU 4th-00:32, AU 4th-03:22.
Largest lead - VU by 8 1st-05:18, AU by 13 3rd-03:47.
VU led for 10:18, AU led for 28:39. Game was tied for 00:58.

Score tied - 2 times.
Lead changed - 5 times.

Game 21: Feb. 9, 2020
Alabama 68, Auburn 64
Coleman Coliseum
Tuscaloosa, Ala.

Official Basketball Box Score -- Game Totals -- Final Statistics
Auburn vs Alabama
02/09/20 2:00 pm at Tuscaloosa, AL

Auburn 64 • 8-13, 2-8 SEC

#	Player	Total		3-Ptr		Rebounds		PF	TP	A	TO	Bk	Stl	Min	
		FG	FGA	FG	FGA	FT	FTA								Off
20	Unique Thompson	3	12	0-0	3-5	5	7	12	2	9	1	4	0	2	37
24	Erin Howard	6	12	3-5	0-2	3	1	4	3	15	1	1	0	2	37
00	Daisa Alexander	5	14	0-5	0-0	0	4	4	2	10	6	1	0	1	38
01	Robyn Benton	6	3	1-0	0-4	8	4	3	7	4	14	0	1	1	34
13	Lauren Hansen	9	3-6	1-3	2-3	0	1	1	0	9	1	0	0	0	27
02	Sania Wells	1-4	1-2	1-2	1	2	3	4	4	0	0				

Game 22: Feb. 13, 2020 #1 South Carolina 79, Auburn 53 Colonial Life Arena Columbia, S.C.

Official Basketball Box Score - Game Totals - Final Statistics
LSU vs #1/1 South Carolina
02/13/20 7 p.m. at Columbia, S.C./Colonial Life Arena

Auburn 53 • 8-14, 2-9 SEC

#	Player	Total			Rebounds			PF	TP	A	TO	Bk	Stl	Min
		FG	FGA	FT-FTA	Off	Def	Total							
00	Daisa Alexander	1-8	0-0	0-0	1	2	3	2	3	5	0	1	28	
01	Robyn Benton	6-17	2-3	1-1	4	0	4	2	15	2	1	0	23	
13	Lauren Hansen	1-5	1-3	0-0	0	1	1	3	1	0	0	0	24	
20	Unique Thompson	6-11	0-0	0-1	4	4	8	1	12	3	0	1	33	
24	Erin Howard	3-8	3-6	0-0	1	3	4	3	9	0	2	0	28	
02	Sania Wells	2-5	1-1	0-0	0	2	2	1	5	0	2	0	17	
03	Annie Hughes	0-1	0-0	1-2	0	0	1	1	0	1	0	0	17	
10	Kiyae White	3-6	0-1	0-0	3	2	5	3	6	0	1	1	17	
30	M. Robinson-Nwagwu	0-4	0-0	0-0	1	0	1	0	3	1	0	1	11	
35	Natalie Kelly	0-0	0-0	0-0	1	1	1	0	0	0	0	0	2	
	Team				2	3	5							
	Totals	22-65	7-14	2-4	16	18	34	15	53	12	5	3	6	200

1st FG %:	6-18	33.3%	2nd:	4-16	25.0%	3rd:	7-17	41.2%	4th:	5-14	35.7%	Game:	22-65	33.8%	Deadball
3FG %:	1-3	33.3%	2nd:	0-0	0.0%	3rd:	1-2	50.0%	4th:	1-4	25.0%	Game:	1-4	25.0%	Rebounds
FT %:	0-0	0.0%	2nd:	0-0	0.0%	3rd:	1-2	50.0%	4th:	1-2	50.0%	Game:	2-4	50.0%	Rebounds

#1/1 South Carolina 79 • 24-1, 11-0 SEC

#	Player	Total			Rebounds			PF	TP	A	TO	Bk	Stl	Min
		FG	FGA	FT-FTA	Off	Def	Total							
01	COOKE, Zia	4-7	4-4	1-4	0	2	2	0	13	4	5	1	0	28
04	BOSTON, Aliyah	6-8	0-0	1-2	2	1	3	2	13	0	1	2	16	
12	BEAL, Brea	2-2	2-2	2-2	1	0	1	2	8	0	0	1	20	
21	HERBERT HARRIGAN, H	4-9	1-2	2-2	1	5	6	0	11	3	0	1	23	
02	HARRIS, Tyasha	5-9	2-4	0-0	1	2	3	0	12	5	0	0	25	
00	THOMPSON, Olivia	1-1	0-1	0-0	0	0	0	0	0	0	0	0	3	
03	HENDERSON, Destanni	1-9	1-6	0-0	1	3	4	0	3	5	1	0	25	
05	SAXTON, Victoria	1-3	0-0	2-3	2	0	2	0	4	0	4	3	22	
15	AMHERST, Laetia	1-5	0-0	2-2	1	3	4	0	4	0	3	1	15	
24	GRISSETT, LeLe	5-6	0-0	1-1	3	1	4	1	11	1	2	0	21	
32	WISOLEK, Elysa	0-0	0-0	0-0	0	2	2	0	0	0	0	0	2	
	Team				0	2	2							
	Totals	29-59	10-19	11-16	12	27	39	6	79	18	11	8	9	200

1st FG %:	6-18	44.4%	2nd:	7-12	58.3%	3rd:	11-16	68.8%	4th:	3-13	23.1%	Game:	29-59	49.2%	Deadball
3FG %:	0-0	0.0%	2nd:	0-0	0.0%	3rd:	1-2	50.0%	4th:	1-4	25.0%	Game:	1-4	25.0%	Rebounds
FT %:	0-0	0.0%	2nd:	4-7	57.1%	3rd:	2-2	100.0%	4th:	5-7	71.4%	Game:	11-16	68.8%	Rebounds

Officials: Kevin Petteit, Brian Garland, Katie Lukachik
Technical fouls: Auburn-None. #1/1 South Carolina-None.
Attendance: 11417
Game time: 1:40

Score by periods	Total				Points	In	Off	2nd	Fast
	1st	2nd	3rd	4th					
Auburn	13	10	17	13	53	26	18	15	5
#1/1 South Carolina	22	20	26	11	79	32	22	15	20

Last FG - MSU 40:03:07, AU 40:01:04.
Largest lead - AU None, SC by 30 40:49:42.
AU led for 00:00. SC led for 39:44. Game was tied for 00:16.

Game 23: Feb. 16, 2020 Auburn 65, LSU 60 Auburn Arena Auburn, Ala.

Official Basketball Box Score - Game Totals - Final Statistics
LSU vs Auburn
02/16/20 6:00 pm at Auburn Arena -- Auburn, Ala.

LSU 60 • 18-6, 8-4 SEC

#	Player	Total			Rebounds			PF	TP	A	TO	Bk	Stl	Min
		FG	FGA	FT-FTA	Off	Def	Total							
00	Awa Trasi	1-6	1-1	0-0	1	4	5	3	0	2	0	0	0	27
04	Faustine Aifuwa	6-10	0-0	0-2	5	5	10	2	20	0	4	0	1	39
01	Jalyn Cherry	2-9	0-1	0-0	3	0	3	2	4	0	1	0	1	20
03	Khayla Pointer	4-14	1-5	9-11	2	5	7	3	18	7	2	0	2	37
13	Jordan Richard-Harri	2-6	1-2	3-3	0	3	3	1	7	1	1	0	1	33
02	Tiera Young	1-4	0-0	2-2	0	1	1	0	4	2	1	0	22	
12	Mercedes Brooks	1-2	0-0	1-2	1	1	2	0	3	1	4	0	11	
23	Karli Seay	0-0	0-0	0-0	0	0	0	0	0	0	0	0	4	
25	Rakel Spencer	0-0	0-0	1-2	1	0	1	4	1	0	0	0	7	
	Team				2	4								
	Totals	21-59	3-9	15-22	15	21	36	17	60	11	16	0	8	200

1st FG %:	5-13	38.5%	2nd:	4-8	50.0%	3rd:	5-18	27.8%	4th:	7-20	35.0%	Game:	21-59	35.6%	Deadball
3FG %:	1-1	100.0%	2nd:	1-2	50.0%	3rd:	0-3	0.0%	4th:	3-9	33.3%	Game:	3-9	33.3%	Rebounds
FT %:	2-3	66.7%	2nd:	0-0	0.0%	3rd:	1-4	25.0%	4th:	13-18	72.2%	Game:	14-22	63.6%	Rebounds

Auburn 65 • 9-14, 3-9 SEC

#	Player	Total			Rebounds			PF	TP	A	TO	Bk	Stl	Min
		FG	FGA	FT-FTA	Off	Def	Total							
20	Unique Thompson	10-13	0-0	3-5	1	5	6	3	23	2	3	1	2	33
24	Erin Howard	1-3	1-1	0-0	0	6	6	4	3	1	2	1	2	36
00	Daisa Alexander	1-8	0-1	5-6	1	5	6	2	7	10	6	0	1	35
01	Robyn Benton	4-11	2-6	1-2	1	1	2	4	11	1	5	1	4	19
13	Lauren Hansen	1-5	0-1	1-2	0	1	1	1	16	0	3	0	0	32
02	Sania Wells	0-1	0-0	0-0	0	1	1	2	0	0	0	0	5	
03	Annie Hughes	1-1	1-1	0-0	0	1	1	0	3	0	0	0	24	
10	Kiyae White	1-1	0-0	0-0	0	2	2	3	2	0	1	1	11	
30	M. Robinson-Nwagwu	0-1	0-0	0-0	0	2	2	0	1	2	0	0	5	
	Team				2	2								
	Totals	23-47	8-16	11-15	5	26	31	21	65	15	22	4	10	200

1st FG %:	7-13	53.8%	2nd:	6-13	46.2%	3rd:	4-12	33.3%	4th:	6-9	66.7%	Game:	23-47	48.9%	Deadball
3FG %:	0-0	0.0%	2nd:	1-2	50.0%	3rd:	0-0	0.0%	4th:	1-3	33.3%	Game:	1-3	33.3%	Rebounds
FT %:	0-0	0.0%	2nd:	1-2	50.0%	3rd:	0-0	0.0%	4th:	10-13	76.9%	Game:	11-15	73.3%	Rebounds

Officials: Troy Winders, Amy Bonner, Billy Smith
Technical fouls: LSU-None, Auburn-None.
Attendance: 2057

Score by periods	Total				Points	In	Off	2nd	Fast
	1st	2nd	3rd	4th					
LSU	13	9	12	26	60	24	18	12	6
Auburn	17	16	9	23	65	24	11	2	6

Last FG - LSU 40:01:12, AU 40:02:35.
Largest lead - LSU None, AU by 15 40:06:53.
LSU led for 00:00. AU led for 38:49. Game was tied for 01:11.

Game 24: Feb. 20, 2020 #9 Mississippi State 92, Auburn 85 (OT) Auburn Arena Auburn, Ala.

Official Basketball Box Score - Game Totals - Final Statistics
Mississippi St. vs Auburn
02/20/20 8:00 pm at Auburn, AL

Mississippi St. 92 • 23-4, 11-2 SEC

#	Player	Total			Rebounds			PF	TP	A	TO	Bk	Stl	Min
		FG	FGA	FT-FTA	Off	Def	Total							
04	Jessica Carter	7-14	0-0	3-4	3	7	10	4	17	0	3	2	3	41
05	Rickeya Jackson	14-22	1-2	5-6	4	3	7	2	34	3	6	0	0	45
55	Chloe Bibby	2-5	0-2	2-2	0	1	1	0	6	0	0	0	1	22
01	Myah Taylor	6-9	0-0	1-2	0	1	1	5	7	6	5	0	3	29
24	Jordan Danberry	4-7	0-0	1-2	0	5	5	9	2	3	1	1	30	
00	Jayla Hemingway	0-2	0-1	0-0	0	0	0	0	1	0	1	0	0	2
02	Andra Espinoza-Hunte	0-3	0-0	0-1	0	1	1	2	0	1	0	0	0	12
03	Alyiah Matharu	0-0	0-0	0-0	0	0	0	0	2	0	0	0	0	1
10	Ja'Mya Mingo-Young	3-3	0-0	4-4	1	4	5	1	10	1	1	0	2	16
11	Xania Wiggins	2-3	2-3	0-0	2	2	4	1	6	0	2	2	0	23
20	Yemiyah Morris	1-1	0-0	1-2	1	0	1	0	3	0	0	0	0	4
	Team				2	3								
	Totals	36-65	3-11	17-22	11	27	38	23	92	13	21	5	10	225

1st FG %:	9-16	56.3%	2nd:	5-16	31.3%	3rd:	10-13	76.9%	4th:	6-14	57.1%	Game:	36-65	55.4%	Deadball
3FG %:	0-0	0.0%	2nd:	0-0	0.0%	3rd:	0-1</								

2019-20 Auburn Women's Basketball
Auburn Combined Team Statistics (as of Feb 21, 2020)
All games

RECORD:	OVERALL	HOME	AWAY	NEUTRAL
ALL GAMES	9-15	7-5	1-8	1-2
CONFERENCE	3-10	3-4	0-6	0-0
NON-CONFERENCE	6-5	4-1	1-2	1-2

##	Player	gp-gs	min	avg	Total		3-Point		F-Throw		Rebounds				pf	dq	a	to	blk	stl	pts	avg
					fg-fga	fg%	3fg-fga	3fg%	ft-fa	ft%	off	def	tot	avg								
20	Unique Thompson	24-24	783	32.6	152-262	.580	0-0	.000	104-146	.712	117	163	280	11.7	53	0	42	68	12	41	408	17.0
00	Daisa Alexander	22-22	672	30.5	103-266	.387	23-80	.288	62-76	.816	16	61	77	3.5	56	1	68	64	1	49	291	13.2
05	Brooke Moore	17-17	464	27.3	61-187	.326	24-92	.261	31-40	.775	14	15	29	1.7	23	0	17	42	1	20	177	10.4
01	Robyn Benton	15-9	388	25.9	51-147	.347	19-56	.339	29-33	.879	31	16	47	3.1	35	0	22	25	7	43	150	10.0
13	Lauren Hansen	23-18	559	24.3	64-178	.360	37-109	.339	19-22	.864	4	27	31	1.3	49	3	36	68	0	21	184	8.0
24	Erin Howard	24-12	642	26.8	55-160	.344	29-98	.296	13-20	.650	29	78	107	4.5	54	0	22	36	17	36	152	6.3
10	Kiyae' White	24-11	423	17.6	30-58	.517	0-1	.000	26-52	.500	33	82	115	4.8	53	0	14	29	10	19	86	3.6
03	Annie Hughes	24-7	411	17.1	29-72	.403	11-31	.355	6-11	.545	18	16	34	1.4	25	0	15	17	0	11	75	3.1
02	Sania Wells	20-0	154	7.7	11-35	.314	3-11	.273	8-12	.667	4	13	17	0.9	20	0	9	12	0	3	33	1.7
30	M. Robinson-Nwagwu	24-0	277	11.5	13-62	.210	2-10	.200	8-15	.533	11	22	33	1.4	31	1	38	43	2	15	36	1.5
35	Natalie Kelly	14-0	41	2.9	2-2	1.000	0-0	.000	1-2	.500	2	5	7	0.5	6	0	0	2	0	2	5	0.4
Team											36	37	73				19					
Total.....		24	4853		576-1439	.400	149-490	.304	308-433	.711	317	538	855	35.6	411	5	284	426	51	260	1609	67.0
Opponents.....		24	4850		635-1384	.459	185-521	.355	271-381	.711	237	582	819	34.1	372	-	358	421	62	215	1726	71.9

TEAM STATISTICS	AU	OPP	Date	Opponent	Score	Att.	
SCORING	1609	1726	11/06/19	WOFFORD	W	84-82	1618
Points per game	67.0	71.9	11/14/19	OLD DOMINION	L	77-89	1635
Scoring margin	-4.9	-	11/21/19	at UAB	L	75-80	1081
FIELD GOALS-ATT	576-1439	635-1384	11/24/19	SAINT JOSEPH'S	W	66-62	1796
Field goal pct	.400	.459	11/29/19	vs Middle Tennessee	L	50-73	313
3 POINT FG-ATT	149-490	185-521	11/30/19	vs Dayton	Wot	76-74	317
3-point FG pct	.304	.355	12/1/19	vs Drake	L	82-83	457
3-pt FG made per game	6.2	7.7	12/04/19	at South Alabama	W	82-62	1106
FREE THROWS-ATT	308-433	271-381	12/07/19	at TCU	L	65-80	2259
Free throw pct	.711	.711	12/15/19	BETHUNE-COOKMAN	W	74-56	1588
F-Throws made per game	12.8	11.3	12/28/19	JACKSONVILLE ST.	W	62-53	1827
REBOUNDS	855	819	* 01/02/20	at Vanderbilt	L	55-77	2255
Rebounds per game	35.6	34.1	* 01/05/20	ARKANSAS	L	70-86	1702
Rebounding margin	+1.5	-	* 01/09/20	FLORIDA	L	63-83	1621
ASSISTS	284	358	* 01/12/20	ALABAMA	L	48-75	2833
Assists per game	11.8	14.9	* 01/19/20	at Georgia	L	50-61	4888
TURNOVERS	426	421	* 01/23/20	OLE MISS	W	59-43	1483
Turnovers per game	17.8	17.5	* 01/27/20	at Kentucky	L	61-68	3803
Turnover margin	-0.2	-	* 01/30/20	at Mississippi St.	L	73-78	7249
Assist/turnover ratio	0.7	0.9	* 02/02/20	VANDERBILT	W	70-62	1728
STEALS	260	215	* 02/09/20	at Alabama	L	64-68	3188
Steals per game	10.8	9.0	* 02/13/20	at #1/1 South Carolina	L	53-79	11417
BLOCKS	51	62	* 02/16/20	LSU	W	65-60	2057
Blocks per game	2.1	2.6	* 02/20/20	MISSISSIPPI ST.	Lot	85-92	1656
ATTENDANCE	21544	38333					
Home games-Avg/Game	12-1795	9-4138					
Neutral site-Avg/Game	-	3-362					

1 = Gulf Coast Showcase (Esterov, Fla.)

* = Conference game

Score by Periods	1st	2nd	3rd	4th	OT	Totals
Auburn	375	370	416	429	19	1609
Opponents	432	392	441	437	24	1726

2019-20 Auburn Women's Basketball
Auburn Combined Team Statistics (as of Feb 21, 2020)
Conference games only

RECORD:	OVERALL	HOME	AWAY	NEUTRAL
ALL GAMES	3-10	3-4	0-6	0-0
CONFERENCE	3-10	3-4	0-6	0-0
NON-CONFERENCE	0-0	0-0	0-0	0-0

#	Player	gp-gs	min	avg	Total		3-Point		F-Throw		Rebounds				a	to	blk	stl	pts	avg		
					fg-fga	fg%	3fg-fga	3fg%	ft-fa	ft%	off	def	tot	avg							pf	dq
20	Unique Thompson	13-13	434	33.4	75-146	.514	0-0	.000	50-66	.758	55	91	146	11.2	29	0	26	32	6	21	200	15.4
00	Daisa Alexander	11-11	357	32.5	43-130	.331	10-38	.263	35-40	.875	9	30	39	3.5	25	0	46	42	1	22	131	11.9
01	Robyn Benton	13-9	354	27.2	45-135	.333	17-51	.333	29-33	.879	29	15	44	3.4	33	0	20	25	5	41	136	10.5
05	Brooke Moore	7-7	186	26.6	24-76	.316	8-32	.250	9-14	.643	4	7	11	1.6	3	0	3	17	0	6	65	9.3
13	Lauren Hansen	13-9	305	23.5	32-85	.376	15-49	.306	11-12	.917	1	14	15	1.2	19	0	17	34	0	10	90	6.9
24	Erin Howard	13-12	360	27.7	30-91	.330	18-56	.321	9-13	.692	17	40	57	4.4	37	0	11	24	8	21	87	6.7
10	Kiyae' White	13-1	229	17.6	15-24	.625	0-1	.000	10-23	.435	16	39	55	4.2	28	0	7	16	5	10	40	3.1
02	Sania Wells	11-0	98	8.9	9-26	.346	3-9	.333	3-6	.500	4	8	12	1.1	14	0	3	6	0	2	24	2.2
03	Annie Hughes	13-3	166	12.8	10-30	.333	6-16	.375	2-4	.500	4	5	9	0.7	8	0	2	8	0	4	28	2.2
30	M. Robinson-Nwagwu	13-0	122	9.4	6-33	.182	1-9	.111	2-3	.667	6	9	15	1.2	11	0	19	21	0	10	15	1.2
35	Natalie Kelly	6-0	14	2.3	0-0	.000	0-0	.000	0-0	.000	1	1	2	0.3	2	0	0	2	0	2	0	0.0
Team											24	20	44	13								
Total.....		13	2625		289-776	.372	78-261	.299	160-214	.748	170	279	449	34.5	209	0	154	240	25	149	816	62.8
Opponents.....		13	2625		356-746	.477	83-234	.355	137-189	.725	132	334	466	35.8	199	-	202	236	37	132	932	71.7

TEAM STATISTICS	AU	OPP	Date	Opponent	Score	Att.
SCORING	816	932	* 01/02/20	at Vanderbilt	L 55-77	2255
Points per game	62.8	71.7	* 01/05/20	ARKANSAS	L 70-86	1702
Scoring margin	-8.9	-	* 01/09/20	FLORIDA	L 63-83	1621
FIELD GOALS-ATT	289-776	356-746	* 01/12/20	ALABAMA	L 48-75	2833
Field goal pct	.372	.477	* 01/19/20	at Georgia	L 50-61	4888
3 POINT FG-ATT	78-261	83-234	* 01/23/20	OLE MISS	w 59-43	1483
3-point FG pct	.299	.355	* 01/27/20	at Kentucky	L 61-68	3803
3-pt FG made per game	6.0	6.4	* 01/30/20	at Mississippi St.	L 73-78	7249
FREE THROWS-ATT	160-214	137-189	* 02/02/20	VANDERBILT	w 70-62	1728
Free throw pct	.748	.725	* 02/09/20	at Alabama	L 64-68	3188
F-Throws made per game	12.3	10.5	* 02/13/20	at #1/1 South Carolina	L 53-79	11417
REBOUNDS	449	466	* 02/16/20	LSU	w 65-60	2057
Rebounds per game	34.5	35.8	* 02/20/20	MISSISSIPPI ST.	Lot 85-92	1656
Rebounding margin	-1.3	-				
ASSISTS	154	202				
Assists per game	11.8	15.5				
TURNOVERS	240	236				
Turnovers per game	18.5	18.2				
Turnover margin	-0.3	-				
Assist/turnover ratio	0.6	0.9				
STEALS	149	132				
Steals per game	11.5	10.2				
BLOCKS	25	37				
Blocks per game	1.9	2.8				
ATTENDANCE	13080	32800				
Home games-Avg/Game	7-1869	6-5467				
Neutral site-Avg/Game	-	0-0				

1 = Gulf Coast Showcase (Estero, Fla.)

* = Conference game

Score by Periods	1st	2nd	3rd	4th	OT	Totals
Auburn	197	186	201	226	6	816
Opponents	231	212	257	219	13	932




Daisa Alexander
Senior • G • 5-8
Decatur, Ga.
Southwest DeKalb HS



Robyn Benton
Sophomore • G • 5-9
Atlanta, Ga.
Greater Atlanta Christian School



Sania Wells
Freshman • G • 5-7
Moss Point, Miss.
East Central HS



Annie Hughes
Freshman • G • 5-9
Dutton, Ala.
Pisgah HS



Brooke Moore
Sophomore • G • 5-7
Atlanta, Ga.
Henry County HS




Kiyae' White
RS Sophomore • F • 6-2
Macungie, Pa.
Emmaus HS



Lauren Hansen
Freshman • G • 5-8
Long Island, N.Y.
Ward Melville HS



Jala Jordan
Sophomore • F • 6-2
Philadelphia, Pa.
West Virginia




Unique Thompson
Junior • F • 6-3
Theodore, Ala.
Faith Academy



Honesty Scott-Grayson
Sophomore • G • 5-9
Brick, N.J.
Baylor



Erin Howard
Sophomore • G/F • 6-1
Madison, Wis.
Madison East HS



Morgan Robinson-Nwagwu
Freshman • G • 5-8
Norcross, Ga.
Norcross HS



Natalie Kelly
Freshman • F • 6-3
Albany, La.
Albany HS



Terri Williams-Flournoy
Head Coach
Penn State (1991)
Eighth Season



Ty Evans
Associate Head Coach
Wisconsin-Whitewater (1995)
Eighth Season



Clarisse Garcia
Assistant Coach
Villanova (2007)
Fourth Season



La'Keshia Frett Meredith
Assistant Coach
Georgia (1997)
First Season