



# 2018-19 AUBURN WOMEN'S BASKETBALL

AUBURN ATHLETICS COMMUNICATIONS: 392 SOUTH DONAHUE DRIVE || AUBURN, AL 36830 || AUBURNTIGERS.COM || @AUBURNWBB

## 2018-19 SCHEDULE/RESULTS

18-7, 6-6 SEC

DATE	OPPONENT	TIME/TV/RESULT
Nov. 6	GRAMBLING STATE	W 97-48
Nov. 9	1-NICHOLLS STATE	W 80-59
Nov. 11	1-at New Mexico	W 79-76
Nov. 13	1-at Iowa State	L 64-67
Nov. 25	LOUISIANA-LAFAYETTE	W 71-59
Nov. 28	at Xavier (La.)	W 77-58
Dec. 2	2-OKLAHOMA	W 95-79
Dec. 6	at St. Joseph's	W 81-70
Dec. 16	SAMFORD	W 73-46
Dec. 18	3-vs. Coastal Carolina	W 84-78
Dec. 20	3-vs. North Carolina	W (OT) 86-81
Dec. 22	at Elon	W 96-44
Dec. 29	ALABAMA STATE	W 83-50
Jan. 3	*#10 TENNESSEE	L 69-78
Jan. 6	*at Florida	W 64-56
Jan. 10	*at Alabama	W 66-56
Jan. 14	*#7 MISSISSIPPI STATE	L 59-85
Jan. 17	*at Vanderbilt	W 72-70
Jan. 24	*#24 TEXAS A&M	L 67-69
Jan. 27	*at #25 Missouri	L 65-74
Jan. 31	*at Ole Miss	W 64-51
Feb. 3	*GEORGIA	W (OT) 59-58
Feb. 7	*#19 KENTUCKY	L 68-78
Feb. 10	*at Arkansas	W 75-72
Feb. 14	*at Tennessee	L 62-73
Feb. 17	*ALABAMA	SECN 3 pm
Feb. 24	*MISSOURI	+ 2 pm
Feb. 28	*SOUTH CAROLINA	+ 6 pm
Mar. 3	*at LSU	+ 2 pm
Mar. 6-10	SEC Tournament	Greenville
Mar. 22-25	NCAA First Round	TBD
M29-A1	NCAA Regionals	TBD
Apr. 5-7	Women's Final Four	Tampa

All times Central. Home Games in **BOLD CAPS**.  
 1 - Preseason WNIT (Campus sites)  
 2 - SEC/Big 12 Challenge  
 3 - Carolinas Challenge (Myrtle Beach, S.C.)  
 + = SEC Network+ / ESPN3.com

### AUBURN ATHLETICS COMMUNICATIONS

KIRK SAMPSON ..... Associate AD  
 ..... kirk@auburn.edu  
 WES TODD ..... Assistant Director/WBB Contact  
 ..... wlt0006@auburn.edu  
 ..... C: 334-750-5682

Web.....AuburnTigers.com  
 Twitter.....@AuburnWBB  
 Facebook...../AuburnWBB  
 Instagram.....@AuburnWBB  
 Office Phone.....(334) 844-9800



## GAME 26

## Alabama (11-13, 3-8 SEC)

Sunday, Feb. 17, 2019 • 3 p.m. CT  
Pink Game



Site ..... Auburn, Ala.  
 Venue ..... Auburn Arena (9,121)  
 TV ..... SEC Network (Roy Philpott, Brooke Weisbrod)  
 Radio ..... WTGZ 93.9 FM (Andy Burcham, Larry DiChiara, Brit Bowen)  
 Audio Webcast ..... AuburnTigers.com  
 Live Stats ..... auburn.statbroadcast.com  
 Twitter ..... @AuburnWBB  
 Series Record ..... Tennessee leads 44-11  
 at Knoxville ..... Tennessee leads 21-2  
 Last Meeting ..... #10 Tennessee 78, Auburn 69 (Jan. 3, 2019, at Auburn)

### GAMEDAY BREAKDOWN






#### AUBURN TIGERS

Rankings.....AP: NR | Coaches: NR  
 2018-19 Record ..... 18-7  
 SEC ..... 6-6  
 Home ..... 7-4  
 Away ..... 9-3  
 Neutral ..... 2-0  
 Streak ..... L1  
 Head Coach ..... Terri Williams-Flournoy  
 Record at AU (Yrs.) ..... 120-98 (7th)  
 Overall Record (Yrs.) ..... 263-202 (15th)  
 Record vs. Alabama ..... 8-4

#### ALABAMA CRIMSON TIDE

Rankings.....AP: NR | Coaches: NR  
 2018-19 Record ..... 11-13  
 SEC ..... 3-8  
 Home ..... 8-5  
 Away ..... 2-5  
 Neutral ..... 1-3  
 Streak ..... L3  
 Head Coach ..... Kristy Curry  
 Record at UA (Yrs.) ..... 95-92 (6th)  
 Overall Record (Yrs.) ..... 404-241 (20th)  
 Record vs. Auburn ..... 3-8

### AUBURN PROJECTED STARTERS

				
<b>DAISA ALEXANDER</b> G • JR • 5-7 Decatur, Ga.	<b>UNIQUE THOMPSON</b> F • SO • 6-3 Theodore, Ala.	<b>CRYSTAL PRIMM</b> G • R-JR • 5-11 West Palm Beach, Fla.	<b>ERIN HOWARD</b> G/F • FR • 6-1 Madison, Wis.	<b>JANIAH MCKAY</b> G • SR • 5-6 Gainesville, Fla.
PPG: 12.4 RPG: 3.1 APG: 1.8	PPG: 12.9 RPG: 10.4 APG: 1.1	PPG: 11.1 RPG: 4.0 APG: 1.6	PPG: 3.5 RPG: 2.9 APG: 1.3	PPG: 14.2 RPG: 2.4 APG: 4.2

### OFF THE BENCH

No.	Pos.	Name	Ht.	Year	PPG	RPG	Hometown
1	G	Robyn Benton	5-9	Fr.	6.5	1.2	Conyers, Ga.
2	G	Brooke Moore	5-7	Fr.	5.9	1.1	McDonough, Ga.
3	G	Erica Sanders	5-10	Sr.	1.9	2.0	San Antonio, Texas
4	F	Abigayle Jackson	6-3	So.	2.1	1.6	Little Rock, Ark.
5	G	Emari Jones*	6-2	Sr.	9.8	4.5	Chicago, Ill.
10	F	Kiyae' White	6-2	R-Fr.	1.3	1.5	Macungie, Pa.
35	F	Natalie Kelly	6-3	Fr.	0.5	0.8	Albany, La.

\*injured/out for season

**Head Coach:** Terri Williams-Flournoy  
**Assistants:** Ty Evans, Adrian Walters, Clarisse Garcia

#WarEagle  
#TeamOfExcellence



AuburnTigers.com



@AuburnWBB | @AuburnTigers  
@AUCoachFlo



/AuburnWBB  
/AuburnTigers

**TEAM SCHEDULE AND MEDIA AVAILABILITY >> FEBRUARY 17-23** (times Central unless noted otherwise)

SUNDAY February 17	MONDAY February 18	TUESDAY February 19	WEDNESDAY February 20	THURSDAY February 21	FRIDAY February 22	SATURDAY February 23
<b>GAME</b> 3:00 Auburn vs. Alabama  Interviews Postgame	<b>OFF DAY</b>   <b>COACH FLO SHOW</b> 6 p.m. Victory Grille	<b>PRACTICE</b> 3:30-6 p.m. Auburn Arena	<b>PRACTICE</b> 3:30-6 p.m. Auburn Arena	<b>OFF DAY</b>	<b>PRACTICE</b> 2:30-5 p.m. Auburn Arena	<b>PRACTICE</b> 12:30-3 p.m. Auburn Arena

**AUBURN ATHLETICS COMMUNICATIONS**

**QUICK FACTS**

**AUBURNTIGERS.COM**

For updated game notes, statistics and all the latest information on Auburn basketball and gameday activities, go to AuburnTigers.com.

**INTERVIEW POLICIES**

- Coach Williams-Flournoy, assistant coaches and selected athletes are available for phone and personal interviews by contacting Wes Todd in the athletic communications office.
- Following home games, interviews with Coach Flo and selected players will be conducted in the media room following a 10-minute cooling-off period. Visiting coaches and players, if requested, will be available first.
- Interviews following road contests will be conducted in accordance with the home team's media policies.
- Practices are generally closed to the public, but media may cover practice with advance notice.**

**CREDENTIALS**

Anyone wishing to cover Auburn women's basketball should contact Wes Todd in the communications office at least one day in advance in order to make the proper arrangements. Game credentials will be held at media will call, located inside the scholarship entrance at Auburn Arena. Parking passes are not needed, except for men's/women's doubleheaders.

**GAME DAY SERVICES**

Notes for both teams and flip cards will be provided prior to the game. Stats will be distributed at halftime and after the game. Wireless internet is available in the Arena.

**VIDEO SERVICES**

FTP feeds of selected Auburn basketball highlights are available for the media. A number of studio and satellite services may be arranged for electronic media by calling War Eagle Productions at 334-750-4345.

**PHOTO SERVICES**

For photos of Auburn women's basketball or anything pertaining to Auburn Athletics, contact Wade Rackley at 334-750-6907 or via email at wwr0004@auburn.edu.

**COMMUNICATIONS STAFF**

- Wes Todd Women's Basketball contact  
cell: 334-750-5682  
email: wlt0006@auburn.edu
- Grant Keith Student assistant/WBB  
email: gak0005@auburn.edu
- Kirk Sampson Associate AD  
cell: 334-750-1385  
email: sampska@auburn.edu

**GENERAL INFORMATION**

Location..... Auburn, Ala.  
Founded .....1856  
Enrollment.....29,776  
Nickname ..... Tigers  
Colors..... Burnt Orange and Navy Blue  
Facility (Capacity) ..... Auburn Arena (9,121)  
President ..... Dr. Steven Leath  
Director of Athletics ..... Allen Greene  
Sr. Assoc. AD/SWA..... Monique Holland

**WOMEN'S BASKETBALL HISTORY**

First Year of Women's Basketball .....1971  
All-Time Record (Years).....931-476 (48th)  
All-Time SEC Record (since 1981) ..... 233-235  
All-Time Home Record ..... 431-117  
at Auburn Arena (since 2010)..... 84-46  
NCAA Tournament Appearances..... 20  
Last NCAA App./Result..... 2017 - First Round  
SEC Regular-Season Championships ..... 5  
..... 1981, 1987, 1988, 1989, 2009  
SEC Tournament Championships..... 4  
..... 1981, 1987, 1990, 1997

**COACHING & SUPPORT STAFF**

Head Coach..... Terri Williams-Flournoy  
Alma Mater, Year ..... Penn State, 1991  
Overall Record ..... 263-202 (.566) / 15th year  
Auburn Record .....120-98 (.550) / 7th year  
Associate Head Coach (Year at Auburn) ..... Ty Evans (7th)  
Alma Mater, Year ..... Wisconsin-Whitewater (1995)  
Assistant Coach (Year at Auburn) .....Adrian Walters (7th)  
Alma Mater, Year ..... St. Francis (Pa.) (1987)  
Assistant Coach (Year at Auburn) .....Clarisse Garcia (3rd)  
Alma Mater, Year ..... Villanova (2007)  
Strength & Conditioning Coach .....Claus Souza  
Director of Basketball Operations ..... Bianca Webb  
Director of Basketball Services ..... Justin Peak  
Athletic Trainer..... Catherine Gordon  
Grad. Student Mgrs ..... Anthony Evans, Rebecca Walthall

**GAMEDAY EXPERIENCE: AUBURN ARENA**

>> Auburn Arena is in its ninth season as home of Auburn Basketball. The Tigers are 84-46 since moving to the Arena in 2010-11. The facility seats 9,121 for basketball and also hosts Auburn volleyball and gymnastics.



**TEAM INFORMATION**

2017-18 Record .....14-15  
2017-18 SEC Record ..... 5-11  
SEC Finish..... 10th  
Starters Returning/Lost ..... 4/1  
Letterwinners Returning/Lost ..... 6/6  
Squad Members Returning..... 2  
Newcomers..... 4

# AUBURN TIGERS SPEED CHART

Overall: 18-7 SEC: 6-6

Head Coach: Terri Williams-Flournoy (7th Season)

Daisa Alexander - DAY-zha  
Emari Jones - e-MAR-ee  
Janiah McKay - jah-NYE-uh

Kiyae' White - kye-YAY  
Terri Williams-Flournoy - Fluh-NOY

			Pts	Reb	Stl	Ast	Blk	
0	<b>DAISA ALEXANDER</b> G • 5-8 • Jr. • Decatur, Ga. • Southwest DeKalb HS	Season High	22	8	5	8	1	<ul style="list-style-type: none"> <li>• <b>2018 SEC All-Defensive Team</b></li> <li>• 22 pts vs. Alabama, Florida, Tennessee</li> <li>• GW jumper/FT w/ :17 left at New Mexico (11/11)</li> <li>• Led SEC in steals in '18 (2.8/game)</li> <li>• Career-high 25 pts at Indiana (12/3/17)</li> </ul>
		Career High	25	8	7	8	2	
		PPG	RPG	APG	FG	3FG	FT	
		18-19	12.3	3.1	1.8	.401	.355	
1	<b>ROBYN BENTON</b> G • 5-9 • Fr. • Conyers, Ga. • Greater Atlanta Christian	Season High	16	5	3	3	1	<ul style="list-style-type: none"> <li>• <b>SEC Freshman of the Week (1/22)</b></li> <li>• GW jumper/FT w/ :8.6 left at Vandy (1/17)</li> <li>• 15 pts; 5-5 on 3-pt FG at Elon (12/22)</li> <li>• 16 pts in Auburn debut vs. Grambling (11/6)</li> <li>• Sister of fmr. UT football player Inky Johnson</li> </ul>
		Career High	16	5	3	3	1	
		PPG	RPG	APG	FG	3FG	FT	
		18-19	6.5	1.2	0.6	.416	.413	
2	<b>BROOKE MOORE</b> G • 5-7 • Fr. • McDonough, Ga. • Henry County HS	Season High	23	4	1	3	1	<ul style="list-style-type: none"> <li>• <b>SEC Freshman of the Week (12/31)</b></li> <li>• Career-high 23 points; 5 3FG vs Ala. St. (12/29)</li> <li>• Made four 3-pointers vs. Elon, Miss. State</li> <li>• Missed first five games with injury</li> <li>• No. 42 national overall prospect; No. 11 guard</li> </ul>
		Career High	23	4	1	3	1	
		PPG	RPG	APG	FG	3FG	FT	
		18-19	5.9	1.1	0.5	.308	.314	
3	<b>ERICA SANDERS</b> G • 5-10 • Sr. • San Antonio, Texas • Johnson HS	Season High	6	6	4	3	1	<ul style="list-style-type: none"> <li>• 1st career 3-pt FG to beat 3Q buzzer at Vandy</li> <li>• 6 rebs, 3 stls vs. Alabama St. (12/29)</li> <li>• Made 1st app. of 18-19 vs. N. Carolina (12/20)</li> <li>• Missed 1st 9 games of 18-19 w/ knee injury</li> <li>• Career-high 6 steals vs. LA Tech (11/19/17)</li> </ul>
		Career High	9	7	6	5	1	
		PPG	RPG	APG	FG	3FG	FT	
		18-19	1.9	2.0	1.0	.462	1.000	
4	<b>ABIGAYLE JACKSON</b> F • 6-3 • So. • Little Rock, Ark. • Little Rock Central HS	Season High	6	6	1	1	3	<ul style="list-style-type: none"> <li>• 6 pts, 6 reb off bench vs. Nicholls</li> <li>• Played 28 games in '18, started 12</li> <li>• Led AU with 22 blocks in '18</li> <li>• 2.0 ppg, 1.7 rpg as a freshman</li> <li>• #1 HS player in Arkansas in class of '17</li> </ul>
		Career High	13	7	3	1	3	
		PPG	RPG	APG	FG	3FG	FT	
		18-19	2.1	1.6	0.2	.526	.333	
5	<b>EMARI JONES</b> G • 6-0 • Sr. • Chicago, Ill. • Shawnee CC	Season High	15	10	2	3	1	<ul style="list-style-type: none"> <li>• <b>Out for season (knee); injured vs. Alabama St.</b></li> <li>• AU's leading 3-point shooter; 26 made in 18-19</li> <li>• NJCAA All-American, national leading scorer at Shawnee CC in '16 (742 pts.)</li> </ul>
		Career High	18	10	3	3	2	
		PPG	RPG	APG	FG	3FG	FT	
		18-19	9.8	4.5	1.5	.390	.351	
10	<b>KIYAE' WHITE</b> F • 6-2 • R-Fr. • Macungie, Pa. • Emmaus HS	Season High	5	4	1	2	1	<ul style="list-style-type: none"> <li>• 4 pts, 4 rebs, key steal/score at St. Joseph's</li> <li>• Redshirted '17-18 while rehabbing knee injury</li> <li>• #20 forward, 3-star by ESPN HoopGurlz</li> <li>• Leading rebounder at Emmaus HS</li> </ul>
		Career High	5	4	1	2	1	
		PPG	RPG	APG	FG	3FG	FT	
		18-19	1.3	1.5	0.4	.400	-	
20	<b>UNIQUE THOMPSON</b> F • 6-3 • So. • Theodore, Ala. • Faith Academy	Season High	21	19	4	4	3	<ul style="list-style-type: none"> <li>• <b>Preseason All-SEC Second Team</b></li> <li>• <b>SEC Player of the Week (2/5)</b></li> <li>• 21 pts, 18 rebs vs. North Carolina (12/20)</li> <li>• 19 pts, career-hi 19 rebs at new Mexico</li> <li>• 11 double-doubles in 2018-19; 18 career</li> </ul>
		Career High	29	19	4	4	6	
		PPG	RPG	APG	FG	3FG	FT	
		18-19	12.9	10.4	1.1	.575	-	
23	<b>CRYSTAL PRIMM</b> G • 5-11 • R-Jr. • West Palm Beach, Fla. • Duke	Season High	18	9	7	5	1	<ul style="list-style-type: none"> <li>• Forced OT and hit GW FTs vs. UGA; 13p/9r</li> <li>• Career-high 18 points vs. UNC (12/20)</li> <li>• 15 pts, 4 rebs in Auburn debut vs. Grambling</li> <li>• Career-high 7 steals vs. Miss. State (1/14)</li> <li>• Redshirted '17-18 after transfer from Duke</li> </ul>
		Career High	18	9	7	5	1	
		PPG	RPG	APG	FG	3FG	FT	
		18-19	11.1	4.0	1.6	.479	.000	
24	<b>ERIN HOWARD</b> F/G • 6-1 • Fr. • Madison, Wis. • Madison East HS	Season High	11	8	3	5	3	<ul style="list-style-type: none"> <li>• 7 pts, 8 rebs, 3 ast, 3 blk, 2 stls at Arkansas</li> <li>• 1st start vs. Tenn.; career-high 11 points (1/3)</li> <li>• Had 5 assists, 3 steals at Alabama (1/10)</li> <li>• Ranked No. 21 forward nationally out of HS</li> <li>• 1st AU player from state of Wisconsin</li> </ul>
		Career High	11	8	3	5	3	
		PPG	RPG	APG	FG	3FG	FT	
		18-19	3.5	2.9	1.3	.324	.231	
33	<b>JANIAH MCKAY</b> G • 5-6 • Sr. • Gainesville, Fla. • Gainesville HS	Season High	23	6	5	10	2	<ul style="list-style-type: none"> <li>• <b>Preseason All-SEC Second Team</b></li> <li>• <b>SEC Player of the Week (12/23)</b></li> <li>• Season-high 23 points at Missouri (1/27)</li> <li>• 16 pts, 6 reb, 6 ast, 3 stl at Florida (1/6)</li> <li>• 2nd career dbl-dbl (16p/10a) vs. Grambling</li> </ul>
		Career High	29	8	6	13	2	
		PPG	RPG	APG	FG	3FG	FT	
		18-19	14.2	2.4	4.2	.412	.242	
35	<b>NATALIE KELLY</b> F • 6-3 • Fr. • Albany, La. • Albany HS	Season High	2	3	1	-	1	<ul style="list-style-type: none"> <li>• Ranked as No. 38 post player nationally</li> <li>• Avg. 17.1 pts, 12.1 reb, 3.3 stls as HS junior</li> <li>• 2x all-metro selection (Baton Rouge)</li> </ul>
		Career High	2	3	1	-	1	
		PPG	RPG	APG	FG	3FG	FT	
		18-19	0.5	0.8	0.0	.250	-	

Series History

**Auburn vs. Alabama 51-38 (.573)**

In Auburn: 30-10  
 --At Auburn Arena: 6-2  
 In Tuscaloosa: 18-23  
 Neutral Sites: 3-5  
 Trend: Auburn has won 9 of last 12 meetings

1972-73	L	29-33	Auburn
Jan. 11, 1974	W	69-31	Auburn**
Feb. 14, 1975	W	93-71	Auburn
Feb. 21, 1975	W	78-60	Auburn
Mar. 1, 1975	W	79-74	Tuscaloosa, Ala.
Nov. 17, 1975	W	76-54	Auburn
Feb. 21, 1976	L	62-71	Troy, Ala. (4)
Mar. 10, 1976	L	74-90	Tuscaloosa, Ala.
Nov. 29, 1976	L	81-86	Tuscaloosa, Ala.
Dec. 16, 1976	L	59-63	Auburn
1976-77	L	62-79	Tuscaloosa, Ala.
Nov. 30, 1977	L	50-67	Tuscaloosa, Ala.
Jan. 28, 1978	L	48-55	Auburn
Jan. 4, 1979	L	67-78	Starkville, MS (12)
Jan. 20, 1979	W	75-64	Auburn
Feb. 17, 1979	L	55-62	Tuscaloosa, Ala.
Feb. 24, 1979	L	72-80	Troy, Ala. (4)
Jan. 23, 1980	W	77-71	Auburn
Jan. 12, 1981	L	65-66	Tuscaloosa, Ala.
Feb. 1, 1981	W	61-50	Baton Rouge, La.
Feb. 28, 1981	W	67-50	Troy, Ala.
Jan. 27, 1982	W	72-56	Auburn
Feb. 22, 1982	W	63-59	Tuscaloosa, Ala.
Jan. 5, 1983	W	60-49	Auburn
Feb. 9, 1983	W	79-63	Tuscaloosa, Ala.
Jan. 4, 1984	L	56-65	Auburn
Feb. 9, 1984	L	60-64	Tuscaloosa, Ala.
Jan. 16, 1985	W	71-53	Auburn
Feb. 18, 1985	L	67-84	Tuscaloosa, Ala.
Jan. 15, 1986	W	87-86 (OT)	Tuscaloosa, Ala.
Feb. 21, 1987	W	78-60	Auburn
Mar. 5, 1987	W	89-61	Albany, Ga. *
Jan. 27, 1988	W	88-57	Tuscaloosa, Ala.
Feb. 18, 1989	W	89-44	Auburn
Feb. 21, 1990	L	68-71	Tuscaloosa, Ala.
Feb. 2, 1991	W	77-48	Auburn
Feb. 12, 1992	L	69-72	Tuscaloosa, Ala.
Feb. 17, 1993	W	93-67	Auburn
Feb. 16, 1994	L	71-84	Tuscaloosa, Ala.
Jan. 24, 1995	W	86-70	Auburn
Jan. 24, 1996	L	67-69	Tuscaloosa, Ala.
Feb. 13, 1996	W	75-58	Auburn
Mar. 2, 1996	L	59-65	Chattanooga, Tenn.*
Jan. 7, 1997	L	65-68	Auburn
Feb. 11, 1997	L	57-89	Tuscaloosa, Ala.
Jan. 7, 1998	L	48-62	Tuscaloosa, Ala.
Feb. 11, 1998	L	45-62	Auburn
Jan. 7, 1999	W	73-69	Auburn
Feb. 11, 1999	L	57-72	Tuscaloosa, Ala.
Feb. 26, 1999	L	72-76	Chattanooga, Tenn.*
Jan. 13, 2000	W	69-51	Auburn
Feb. 13, 2000	W	69-59	Tuscaloosa, Ala.
Jan. 11, 2001	L	53-60	Tuscaloosa, Ala.
Feb. 11, 2001	L	60-61	Auburn
Mar. 1, 2001	L	55-59	Memphis, Tenn.*
Jan. 24, 2002	L	70-78	Tuscaloosa, Ala.
Feb. 10, 2002	L	57-60	Auburn
Jan. 19, 2003	W	65-61	Auburn
Feb. 27, 2003	L	62-67	Tuscaloosa, Ala.
Jan. 22, 2004	W	70-61	Auburn
Feb. 26, 2004	W	72-40	Tuscaloosa, Ala.
Jan. 23, 2005	W	59-43	Auburn
Feb. 17, 2005	W	74-63	Tuscaloosa, Ala.
Jan. 8, 2006	L	54-68	Tuscaloosa, Ala.
Jan. 26, 2006	W	65-56	Auburn
Jan. 7, 2007	W	63-58	Tuscaloosa, Ala.
Feb. 1, 2007	W	93-61	Auburn
Jan. 28, 2008	W	62-48	Tuscaloosa, Ala.
Feb. 14, 2008	W	74-49	Auburn
Jan. 22, 2009	W	84-66	Auburn
Feb. 8, 2009	W	81-54	Tuscaloosa, Ala.
Jan. 14, 2010	W	74-62	Auburn
Feb. 7, 2010	L	53-55	Tuscaloosa, Ala.
Jan. 2, 2011	W	66-55	Tuscaloosa, Ala.
Feb. 17, 2011	L	51-59	Auburn
Jan. 5, 2012	W	65-55	Tuscaloosa, Ala.
Feb. 23, 2012	W	81-40	Auburn
Jan. 24, 2013	L	51-61	Tuscaloosa, Ala.
Feb. 17, 2013	W	70-53	Auburn
Jan. 16, 2014	W	61-39	Tuscaloosa, Ala.
Feb. 27, 2014	W	70-65 (2OT)	Auburn
Jan. 22, 2015	L	50-51	Tuscaloosa, Ala.
March 1, 2015	W	80-73	Auburn
Jan. 14, 2016	W	72-59	Auburn
Feb. 7, 2016	W	59-55	Tuscaloosa, Ala.
Jan. 29, 2017	W	66-55	Tuscaloosa, Ala.
Feb. 20, 2017	L	61-63 (OT)	Auburn
Jan. 28, 2018	W	69-60	Auburn
Feb. 18, 2018	L	60-70	Tuscaloosa, Ala.
Jan. 10, 2019	W	66-56	Tuscaloosa, Ala.

\*SEC Tournament  
 \*\*First women's game in Beard-Eaves Coliseum

**Auburn Women's Basketball Quick Hitters**

- This is the 90th meeting between Auburn and Alabama in women's basketball
- Auburn leads the all-time series 51-38, including a 30-10 advantage in games played at Auburn
- The Tigers won the season's previous meeting on Jan. 10 in Tuscaloosa 66-56
- Auburn leads the SEC and ranks 5th in the NCAA in steals per game (12.4)
- Auburn has forced 20 or more turnovers in 18 of 25 games this season
- The Tigers are averaging 23.7 points per game off opponent turnovers
- With 18 wins already, Auburn has matched the best total of regular-season wins under Terri Williams-Flournoy (also won 18 regular-season games in 2015-16)
- Auburn has played more road + neutral games than anyone else in the SEC; the Tigers are 9-3 in true road games and 11-3 in all games away from Auburn Arena
- Auburn's 5 SEC road wins are tied for the most in program history - Auburn was 5-0 on the road in 1988-89 and 5-2 in 2008-09
- Sophomore Unique Thompson has recorded 11 double-doubles in 25 games, including each of the last two games at Arkansas and Tennessee; she now has 18 in her career, 8th-most in Auburn history
- Thompson was named SEC Player of the Week after averaging 17.0 points and 10.5 rebounds in wins over Ole Miss and Georgia
- Senior Janiah McKay became Auburn's 12th all-time player to reach the 1,500-point plateau; she is now 11th in scoring in Auburn history with 1,555 points after passing Tyrese Tanner (1,515) vs. Georgia
- McKay is the first player in Auburn history with 1,500 points, 400 assists and 200 steals
- Auburn rallied from a 13-point, fourth-quarter deficit to defeat Georgia 59-58 in overtime on Feb. 3; the Tigers forced 28 turnovers - one shy of a season high - and tied the Auburn record for steals against an SEC opponent with 21
- Auburn is 2-0 in overtime games this season and now 21-20 all-time
- Junior Crystal Primm had a career-high 7 steals vs. Mississippi State, tied for the most by an SEC player this season and the most in a conference game so far in 2019
- Primm also had a career-high 9 rebounds, along with the game-tying layup and game-winning free throws, in Auburn's comeback win over Georgia on Feb. 3
- Six of Auburn's seven losses this season have come to teams ranked in the AP Top 25 - either currently ranked (Iowa State) or ranked at the time of the game (Tennessee, Mississippi State, Texas A&M, Missouri, Kentucky)
- Auburn rallied from a 20-point, third-quarter deficit at Vanderbilt on Jan. 17 to win 72-70; it's the largest comeback in an SEC game since 2003 and believed to be the biggest in Auburn history
- Freshman Robyn Benton hit the game-winning shot + free throw at Vanderbilt and was named SEC Freshman of the Week
- Auburn shot 63.3% (38-of-60) from the field in a 96-44 win at Elon on Dec. 22; it was Auburn's best shooting day since hitting 64.2% (34-of-53) in a 91-62 win at UAB on Nov. 26, 2008
- Auburn broke the school record for 3-pointers for the second time in 20 days on Dec. 22, hitting 14 treys in a 96-44 win at Elon; 11 of the 14 Auburn 3-pointers were made by freshmen
- Auburn's 96 points at Elon on Dec. 22 were its most in a true road game since a 96-71 win at UAB on Dec. 14, 1999

**Moving On Up (Auburn Career Milestone Watch) . . .**

- **Janiah McKay** is 11th in career points scored with 1,555; needs 28 to tie for 10th (Angie Hannah, 1,583)
- **Janiah McKay** is 9th in career assists with 418; needs 72 to tie for 7th (Chantel Tremiere, 490)
- **Janiah McKay** is 9th in career steals with 213; needs 10 to tie for 8th (Hasina Muhammad, 223)
- **Janiah McKay** is 3rd in career free throws made with 410; needs 28 to tie for 2nd (Carolyn Jones, 438)
- **Janiah McKay** is 7th in career free-throw percentage (.769)
- **Janiah McKay** is the first player in Auburn history with 1,500 points, 400 assists and 200 steals
- **Unique Thompson** is 8th in career double-doubles (18); needs 1 to tie for 7th (Becky Jackson, 19)
- **Unique Thompson** needs 3 rebounds to enter the Auburn all-time top 30 (Ruthie Bolton, 490)

**INDIVIDUAL CATEGORY LEADERS**

Auburn	Alabama
Janiah McKay - 14.2	Points..... Cierra Johnson - 14.1
Unique Thompson - 10.4	Rebounds ..... Jasmine Walker - 7.6
Janiah McKay - 4.2	Assists ..... Cierra Johnson - 2.9
McKay/Alexander - 2.4	Steals ..... Cierra Johnson - 1.3
Unique Thompson - 0.8	Blocks ..... Ariyah Copeland - 1.3
Janiah McKay - 31.8	Minutes Played ..... Jasmine Walker - 32.5
Unique Thompson - .575	Field Goal Percentage ..... Ariyah Copeland - .555
Robyn Benton - .413	3-Point Percentage ..... Jasmine Walker - .382
Janiah McKay - .808	Free-Throw Percentage ..... Cierra Johnson - .738

**OPENING TIP**

» The Auburn Tigers begin a three-game home stand Sunday afternoon as the Alabama Crimson Tide visits Auburn Arena for a 3 p.m. tip.  
 » Auburn is 18-7 (6-6 SEC) on the season; the Tigers dropped a 73-62 decision at Tennessee Thursday night.  
 » Alabama enters Sunday's game at 11-13 overall, 3-8 in SEC play. The Tide fell to Kentucky 68-53 on Monday in their last outing.

**LAST TIME OUT**

» Daisa Alexander matched a season-high with 22 points, but Auburn could not hold onto a halftime lead as Tennessee earned a 73-62 win Thursday night in Knoxville.  
 » The Tigers (18-7, 6-6 SEC) hit an equal number of shots to Tennessee and out-shot the Lady Vols from long range, but Tennessee out-rebounded Auburn 25-11 in the second half, scored 16 second-chance points and took advantage of multiple free-throw opportunities to secure the win.  
 » Alexander's 22 marked her third time in SEC play to score that total, matching her output from the wins at Florida and Alabama. She also hit a season-high four 3-pointers and led the Tigers with three assists. Unique Thompson picked up her 11th double-double of the season and second in a row with 12 points and 13 rebounds, and Janiah McKay added 12 points.  
 » For the game, Auburn hit 27-of-65 attempts (42%) and Tennessee made 27-of-63 (43%). But Tennessee was 14-of-16 at the free-throw line; meanwhile, Auburn did not get to the line until late in the third quarter and made just 2-of-5. The Tigers also forced a season-low 12 turnovers while Tennessee had 10 steals to Auburn's eight.

**UP NEXT**

» After an off-day this Thursday, the Tigers are back at Auburn Arena next Sunday afternoon, Feb. 24, to host Missouri. Game time is 2 p.m. CT.

**AN AUBURN WIN WOULD...**

» Be Auburn's 19th win of the year, the highest regular-season total since 2008-09 (27).  
 » Give Auburn a season sweep over Alabama for the third time in the last six years.

**AUBURN VS. ALABAMA**

» This is the 90th meeting between Auburn and Alabama in women's basketball. It is the second-most played women's basketball series in the SEC, behind only Ole Miss-Mississippi State.  
 » Auburn is 51-38 all-time against Alabama, including a 30-10 edge in Auburn and a 6-2 advantage at Auburn Arena.  
 » Auburn has won 6 of the last 8 and 9 of the last 12 meetings between the teams, dating back to 2013. Auburn has won 6 of the last 7 meetings at home.

**LAST MEETING (Jan. 10, 2019 in Tuscaloosa):**

**Auburn 66, Alabama 56**

» Daisa Alexander scored 22 points and had four steals as Auburn used a strong defensive effort to earn a 66-56 win over Alabama Thursday night at Coleman Coliseum.  
 » The Tigers (14-2, 2-1 SEC) scored 42 of their 66 points in the paint, hitting 25-of-38 two-point shots (65.7%). Auburn also forced Alabama (9-6, 1-2) into 25 turnovers that turned into 28 Auburn points.  
 » Alexander scored 22 points for the second straight game, matching her season-high and coming within three points of a career high. Unique Thompson added 12 points along with a game-high nine rebounds, and Crystal Primm scored 10. Nine of the 10 Auburn players

that saw playing time had at least one steal; Alexander's four swipes led the way while freshman Erin Howard had three steals along with a team-best five assists. Janiah McKay added eight points, five rebounds, three assists and two steals, and senior Erica Sanders hit all three shots she took for a six-point night along with a pair of steals.  
 » For the game, Auburn shot 55.8 percent from the floor, their second-best shooting night of the season. The Tigers got to the rim repeatedly in the fourth quarter, scoring 16 of their 17 fourth-quarter points in the paint as the high-low play worked well for Auburn.

**SCOUTING ALABAMA**

» Alabama is 11-13 on the season and 3-8 in SEC play. The Tide have wins over Georgia and Tennessee in league play, as well as non-conference victories over Clemson and Virginia.  
 » Alabama averages 65.2 points per game overall, 59.1 ppg in league play. The Tide are the fourth-best rebounding team in the league with 40.2/game.  
 » Cierra Johnson leads Alabama with 14.1 ppg, and Jasmine Walker adds 13.2 ppg. Walker is also the team's top rebounder with 7.6/game.

**SCOUTING AUBURN**

» Auburn is 18-7 on the season and 6-5 in the SEC. Six of the seven Auburn losses have come to teams that are currently or were at the time of the game ranked in the AP Top 25.  
 » The Tigers average 74.2 points/game, fifth-best in the SEC. Auburn also forces an average of 21.0 opponent turnovers, which also ranks second in the SEC and 25th nationally.  
 » Senior point guard Janiah McKay averages a team-leading 14.2 points/game and has topped 20 points five times, including a season-high 23 at Missouri. She is also tied for second in the SEC with 2.4 steals/game.  
 » Sophomore forward Unique Thompson can be a force under the basket and has been key to Auburn's success this year. She has 11 double-doubles in 25 games and averages 12.9 points and 10.4 rebounds (3rd in SEC). She has 18 career double-doubles, 8th-most in Auburn history and 5th among active SEC players.  
 » Redshirt junior Crystal Primm has given Auburn consistent minutes in her first season on The Plains, averaging 11.2 points and 4.0 rebounds. A transfer from Duke after the 2016-17 season, Primm scored a career-high 18 points against her former school's archrival, North Carolina, on Dec. 20. She also had a career-high 7 steals vs. Mississippi State, and she had a career-high 9 rebounds and made the game-tying and game-winning shots in an OT win over Georgia.

» Junior Daisa Alexander is averaging 12.4 points/game and has been Auburn's leading scorer in five SEC games (22 vs. Florida, Alabama, Tennessee; 18 vs. Mississippi State & Arkansas). She is tied for second in the SEC in steals with 2.4/game.  
 » The Tigers' incoming freshman class was ranked No. 13 by ESPN HoopGurlz and included two top-50 prospects in Robyn Benton (#17 overall; #6 guard) and Brooke Moore (#42 overall; #11 guard). Benton and Moore have both been named SEC Freshman of the Week this year. In addition, freshman Erin Howard has moved into the starting lineup in SEC play, replacing injured senior Emari Jones.

**TURNING UP THE PRESSURE**

» Auburn has forced at least 20 turnovers in 18 of 25 games this season. The Tigers are averaging 23.7 points off opponent turnovers.  
 » The Tigers are 6-0 this season and 50-8 under Coach Flo when forcing at least 25 turnovers.  
 » Auburn forced 28 turnovers, converting those into

**SEC Standings & Schedule**

(thru games of Feb. 14)

	SEC Games			All Games		
	W	L	Pct.	W	L	Pct.
Mississippi St.	10	1	.909	22	2	.917
South Carolina	10	1	.909	18	6	.750
Texas A&M	8	3	.727	19	5	.792
Missouri	8	4	.667	19	7	.731
Kentucky	7	4	.636	20	5	.800
AUBURN	6	6	.500	18	7	.720
Arkansas	5	6	.454	16	9	.640
Georgia	5	6	.454	14	10	.583
LSU	5	6	.454	14	9	.609
Tennessee	5	6	.454	16	8	.667
Alabama	3	8	.273	11	13	.458
Ole Miss	3	8	.273	9	16	.360
Florida	2	9	.181	6	18	.250
Vanderbilt	1	10	.090	6	18	.250

**Thursday, Feb. 14**

\*Tennessee 73, Auburn 62  
 \*Ole Miss 65, Vanderbilt 60  
 \*Missouri 75, Mississippi State 67  
 \*South Carolina 65, Georgia 57  
 \*Texas A&M 59, LSU 55

**Sunday, Feb. 17**

\*Arkansas at Kentucky 1 p.m. SEC+  
 \*South Carolina at Florida 1 p.m. SEC+  
 \*Mississippi St. at Texas A&M 1 p.m. SECN  
 \*Alabama at Auburn 3 p.m. SECN  
 \*Tennessee at Missouri 4 p.m. ESPN2  
 \*LSU at Vanderbilt 5 p.m. SECN

**Monday, Feb. 18**

\*Ole Miss at Georgia 6 p.m. SECN

**Thursday, Feb. 21**

\*Arkansas at Georgia 6 p.m. SEC+  
 \*Kentucky at South Carolina 6 p.m. SECN  
 \*Florida at LSU 6:30 p.m. SEC+  
 \*Alabama at Vanderbilt 7 p.m. SEC+  
 \*Mississippi State at Ole Miss 7 p.m. SEC+  
 \*Tennessee at Texas A&M 8 p.m. SECN

**Inside the Numbers**

CATEGORY	AUBURN	ALABAMA
	Points Per Game	74.2
Scoring Margin	+8.8	+0.6
Field Goal %	43.1%	39.3%
Opp. Field Goal %	41.8%	39.4%
3 pt Field Goal %	32.3%	31.6%
Opp. 3FG %	36.1%	30.1%
Rebounds	35.4	40.1
Opp. Rebounds	35.4	37.8
Rebound Margin	--	+2.3
Turnovers	13.5	17.4
Opp. Turnovers	20.8	15.1
Steals	12.4	6.8
Opp. Steals	7.5	8.8
Blocks	2.6	3.3
Opp. Blocks	2.0	3.4



**Associated Press Top 25**

(Week 15: Feb. 11)

Rk	Team	Record	Prev
1	Baylor (22)	21-1	1
2	Louisville (3)	23-1	2
3	Oregon (3)	23-1	3
4	Connecticut	21-2	5
5	Mississippi State	22-1	6
6	Notre Dame	22-3	4
7	Maryland	22-2	10
8	Marquette	21-3	8
9	Oregon State	20-4	7
10	Stanford	19-4	11
11	South Carolina	17-5	12
12	NC State	21-2	9
13	Gonzaga	22-2	13
14	Iowa	19-5	16
15	Texas	19-5	14
16	Syracuse	18-5	15
17	Kentucky	19-5	19
18	Iowa State	18-5	22
19	Arizona State	16-6	20
20	Miami	21-5	25
21	Florida State	20-4	24
22	Texas A&M	18-5	18
23	Rutgers	17-6	20
24	Michigan State	16-6	23
25	South Dakota	22-3	NR

**Also receiving votes:** Utah, Central Florida, Drake, UCLA, Rice, Missouri, Boise State, Minnesota, West Virginia, Ohio, South Dakota State.

**USA TODAY Coaches' Top 25**

(Week 15: Feb. 12)

Rk	Team	Record	Prev
1	Baylor (27)	21-1	1
2	Louisville (2)	23-1	2
3	Oregon (3)	23-1	3
4	Connecticut	22-2	5
5	Mississippi State	22-1	6
6	Notre Dame	22-3	4
7	Marquette	21-3	7
8	Maryland	22-2	8
9	Oregon State	20-4	10
10	Stanford	19-4	11
11	NC State	21-2	9
12	Gonzaga	22-2	12
13	Iowa	19-5	16
14	South Carolina	17-6	13
15	Texas	19-5	15
16	Syracuse	18-5	14
17	Arizona State	16-6	18
18	Kentucky	20-5	17
19	Florida State	20-4	19
20	Miami	21-5	25
21	Iowa State	18-5	23
22	Michigan State	17-6	21
23	Texas A&M	18-5	22
24	Rutgers	17-6	24
25	South Dakota	22-3	NR

**Also receiving votes:** Missouri, Utah, Central Florida, Drake, DePaul, New Mexico, California, UCLA, North Carolina.

22 points, in a 59-58 OT win over Georgia on Feb. 3. The Tigers' 21 steals in the game were tied for the most in Auburn history against an SEC opponent.

» The Tigers scored 38 points off 27 North Carolina turnovers in an 86-81 OT win on Dec. 20 in Myrtle Beach, the most points off turnovers since scoring 41 vs. George Mason on Dec. 23, 2015.

» Auburn forced a season-high of 29 turnovers against Samford on Dec. 16, turning those into 30 points. The Tigers then forced 23 turnovers by Coastal Carolina two days later, scoring another 30 points.

» As of Feb. 15, Auburn ranks No. 6 in the nation in turnover margin (+7.3), No. 5 in steals per game (12.4) and No. 25 in turnovers forced (20.8).

» Last season, the Tigers forced at least 20 turnovers in 23 of 29 games, including 10 games with at least 25 opponent turnovers. Auburn was 8-2 last year when forcing at least 25 turnovers. Auburn ranked No. 2 in the nation in steals (13.2/game) and No. 3 in turnovers forced (22.9) for the 2017-18 season.

**GAMES WITH 25+ OPPONENT TURNOVERS (2018-19)**

TOs	Pts Off	Opponent	Date	Result
29	30	Samford	12/16/18	W 73-46
28	22	Georgia	2/3/19	W 59-58 (OT)
27	38	North Carolina	12/20/18	W 86-81 (OT)
26	27	UL-Lafayette	11/25/18	W 71-59
25	27	at Xavier (La.)	11/28/18	W 77-58
25	28	at Alabama	1/10/19	W 66-56

**COMEBACK KIDS**

» Auburn completed what is believed to be the biggest comeback in program history on Jan. 17 when the Tigers overcame a 20-point, third-quarter deficit to pull off a 72-70 win at Vanderbilt. Auburn trailed 49-29 with less than 8 minutes to play in the third quarter and outscored the Commodores 43-21 the rest of the way.

» The previous biggest comeback (with records dating to the mid-1990s) came Feb. 8, 1995, when Auburn overcame a 19-point deficit to earn a 66-64 win at Western Kentucky.

» Auburn also fought back from a 13-point deficit in the fourth quarter to earn a 59-58 OT win over Georgia on Feb. 3.

» Under Coach Flo, the Tigers have overcome deficits of 15 points or more on nine occasions, including five deficits of exactly 17 points.

**LARGEST DEFICITS OVERCOME - COACH FLO ERA**

Deficit	Time	Opponent	Final Score	Date
20	3Q, 7:56	at Vanderbilt	72-70	1/17/19
17	1Q, 0:24	Tennessee	79-61	1/19/17
17	3Q, 5:27	at Vanderbilt	64-59	1/12/17
17	4Q, 9:49	Indiana	71-67	11/27/16
17	2Q, 3:51	Kentucky	66-61	1/3/16
17	2H, 17:35	Alabama	70-65 (2OT)	2/27/14
16	1Q, 3:19	Florida	84-55	12/31/17
16	1H, 0:19	at Tulane	70-65	11/28/13
15	1H, 7:10	Missouri	67-59	2/24/13

**BALANCED SCORING RETURNS**

» Auburn has four players averaging double-digit scoring. Janiah McKay, Unique Thompson, Daisa Alexander, and Crystal Primm - four of Auburn's starting five - all average at least 11 points per game.

» For the first time since 2008, Auburn had six players finish in double-figures in the Tigers' 97-48 win over Grambling on Nov. 6.

» Junior Janiah McKay and freshman Robyn Benton led the way with 16 points, followed by junior Crystal Primm (15), sophomore Unique Thompson (14), and junior Daisa Alexander and senior Emari Jones (13).

» The last time Auburn had at least six players score 10+ points, seven players did it against Sam Houston

State on Dec. 5, 2008, when the Tigers set a school record with 119 points. That night, it was KeKe Carrier (19), DeWanna Bonner (18), Alli Smalley (16), Whitney Boddie (13), Reneisha Hobbs (13), Chantel Hilliard (13) and Sherell Hobbs (13).

» The Tigers have had at least five players score in double figures in five games this season.

**SEEING DOUBLE**

» Auburn players have recorded 12 double-doubles through 25 games with 11 coming from sophomore Unique Thompson.

» Thompson recorded back-to-back double-doubles at Arkansas (2/10) and Tennessee (2/14) with 13/12 at Arkansas and 12/13 at Tennessee.

» Thompson had 12 first-quarter points en route to a 20-point, 12-rebound night in a 64-51 win over Ole Miss on Jan. 31 for her ninth double-double of the year.

» Thompson picked up her first SEC double-double of the year with 19 points and 12 rebounds against No. 10 Tennessee on Jan. 3. She added a second conference double-double with 16 points and 13 rebounds at Vanderbilt on Jan. 17.

» Thompson played a career-high 43 minutes and scored 21 points with 18 rebounds in an 86-81 OT win over North Carolina on Dec. 20.

» Thompson earned her fifth double-double with 14 points and 17 rebounds in a 95-79 win over Oklahoma on Dec. 2.

» Thompson had 16 points and 13 rebounds for her third straight double-double and fifth of the season vs. Louisiana-Lafayette (11/25). She has now had 3 straight double-doubles in back-to-back seasons.

» With her 19-point, 14-rebound effort at Iowa State, Thompson recorded her 10th career double-double. She had reached the milestone by halftime with 16 points and 10 rebounds in the opening 20 minutes; it was the second time in her career she had a double-double by halftime.

» Thompson's 19-point, 19-rebound double-double at New Mexico was her second of the season and marked a career-high in rebounding for the Auburn sophomore.

» Thompson picked up where she left off in 2017-18 with her eighth career double-double, notching 14 points and 13 rebounds in the season-opener against Grambling. And Janiah McKay earned the second of her career with 16 points and 10 assists.

» The last time two Auburn players had a double-double in the same game was Dec. 13, 2015, at Marquette, when Tra'Ce'e Tanner (13 pts/12 rebs) and Brandy Montgomery (24 pts/12 rebs) did so.

**AUBURN SINGLE-SEASON DOUBLE-DOUBLES**

D-Ds	Player	Year
26	Lauretta Freeman	1992-93
15	DeWanna Bonner	2007-08
14	Monique Morehouse	1995-96
13	C.C. Hayden	1991-92
	Vickie Orr	1988-89
12	DeWanna Bonner	2006-07
	Le'Co'e Willingham	2003-04
	Sharon Stewart	1987-88
11	Unique Thompson	2018-19
	C.C. Hayden	1990-91
	Becky Jackson	1982-83

**RAINTHREE COUNTY**

» Auburn has broken the school record for single-game 3-pointers twice so far this year. The most recent setting of the record game Dec. 22 at Elon when Auburn made 14 3-pointers; 11 of those came from freshmen - 5 from Robyn Benton, 4 from Brooke Moore, 2 from Erin Howard. Daisa Alexander, Emari Jones and Janiah McKay

had one apiece.

» 20 days earlier, Auburn set a new school record with 13 made 3-pointers in a 95-79 win over Oklahoma on Dec. 2. The Tigers got four apiece from Jones and Benton, three from Alexander and two from Moore.

» The previous record for a single game had been 12, set on Dec. 5, 2007, in a 99-47 win over Colgate. Since 2000, the Tigers have made at least 10 treys in a game 10 times; the most recent was an 82-75 win at Florida on New Year's Day in 2017 when Auburn hit 11 from long range.

» Auburn is averaging 6.4 made 3-pointers per game this season with 159 games through 25 games, which already ranks as the third-most in a season in Auburn history. The program record for 3-pointers in a season is 181 (5.7/game), set during the 2016-17 season.

**GAMES WITH 10 OR MORE 3-POINTERS (Since 2000)**

3FG	Opponent	Date	Result
14	at <b>Elon</b>	12/22/18	W 96-44
13	<b>Oklahoma</b>	12/2/18	W 95-79
12	Colgate	12/5/07	W 82-75
11	at Florida	1/1/17	W 82-75
11	Winthrop	12/16/15	W 76-33
10	UAB	11/13/15	W 85-71
10	vs. Maine	11/9/12	W 71-41
10	Alabama	2/23/12	W 81-40
10	Belmont	11/15/11	W 80-53
10	Marist	12/21/11	L 61-69
10	Iowa State	12/28/01	L 80-75 (OT)

**OFFENSIVE EXPLOSION**

» With 97 points in the season-opening win over Grambling, Auburn hit the 90-point plateau for the fourth time in the Coach Flo era and the first since scoring 92 on Nov. 17, 2014 - also against Grambling.

» Auburn's 95-point effort against Oklahoma on Dec. 2 gave the Tigers two 90-point games in the same season for the first time since the 2008-09 season, when Auburn topped the 90-point mark six times.

» The Tigers' 95 points against Oklahoma were the most scored by Auburn against a Power-5 conference opponent (SEC, ACC, Big Ten, Big 12, Pac-12) since 1990, when the Tigers beat Vanderbilt 96-93 in 2 OT.

» Auburn scored 96 points in a 52-point victory at Elon on Dec. 22. It marked Auburn's highest point total in a true road game since a 96-71 win at UAB on Dec. 14, 1999.

» The Tigers have scored at least 80 points in eight games this season; Auburn scored 80+ in six games combined over the previous two seasons.

» Under Coach Flo, Auburn is 6-0 when scoring at least 90 points and 31-1 when scoring at least 80 points.

**WORKING OVERTIME**

» Auburn played its first overtime game since 2017 on Dec. 20, defeating North Carolina 86-81 in the Carolinas Challenge in Myrtle Beach, S.C. It was Auburn's first OT win since defeating Arkansas 71-60 on Jan. 24, 2016.

» The Tigers rallied from a 13-point fourth-quarter deficit on Feb. 3 to force overtime at home vs. Georgia, then made free throws in the closing seconds to earn a 59-58 win. Auburn has now played multiple overtime games in the same season three of the last four years.

**CROSS-COUNTRY TREK**

» From Nov. 10-14 as part of the Preseason WNIT that featured road games at New Mexico and Iowa State, the Tigers traveled 3,741 miles and visited six states in five days:

- Auburn to Atlanta Airport: 100 miles
- Atlanta to Albuquerque: 1,271 miles
- Albuquerque to Phoenix: 330 miles

--Phoenix to Des Moines: 1,155 miles

--Des Moines to Ames (and back): 80 miles

--Des Moines to St. Louis: 237 miles

--St. Louis to Atlanta: 468 miles

--Atlanta to Auburn: 100 miles

» Auburn also made treks to New Orleans, Philadelphia, Myrtle Beach and Elon, N.C., as part of their non-conference schedule. The Tigers traveled a total of 7,427 miles during their non-conference season.

**JONES OUT FOR SEASON**

» Senior Emari Jones will miss the rest of the 2018-19 season after suffering a knee injury vs. Alabama State on Dec. 29. The Chicago, Ill., native was averaging 10.7 points and 4.8 rebounds and was Auburn's leading 3-point shooter before her injury.

**AUBURN HONOR ROLL**

» **Robyn Benton**

--SEC Freshman of the Week (1/22)

» **Janiah McKay**

--SEC Player of the Week (12/23)

--WNIT All-Tournament Team

--Preseason All-SEC Second Team

» **Brooke Moore**

--SEC Freshman of the Week (12/31)

» **Unique Thompson**

--SEC Player of the Week (2/5)

--Preseason All-SEC Second Team

**ON THIS DATE**

» Auburn is 11-4 all-time on Feb. 14. The Tigers' last game on Valentine's Day was an 80-58 win over No. 16 Florida in 2016.

**NEW FACES**

» Auburn welcomes four newcomers to the roster for 2018-19, all freshmen. Joining the Tigers this season are Robyn Benton (G, 5-9, Conyers, Ga.); Brooke Moore (G, 5-7, McDonough, Ga.); Erin Howard (G/F, 6-1, Madison, Wis.); and Natalie Kelly (F, 6-3, Albany, La.).

» The Tigers' 2018-19 freshman class was rated the No. 13 signing class in the country by ESPN HoopGurlz.

» Redshirt junior G Crystal Primm (West Palm Beach, Fla.) is eligible this season after sitting out last year under NCAA transfer rules. She transferred to Auburn from Duke in the summer of 2017 and has two years of eligibility.

» Redshirt freshman Kiyae' White (Macungie, Pa.) will be in action this season after sitting out last year while rehabbing an injury.

**WELCOME TO THE FAMILY**

» Auburn signed five players to NLI's during the early signing period in November.

» The Tigers will welcome **Lauren Hansen** (5-8, G, Setauket, N.Y.); **Annie Hughes** (5-9, G, Pisgah, Ala.); **Maliya Perry** (6-0, G/F, Pickerington, Ohio); **Morgan Robinson-Nwagwu** (5-8, G, Norcross, Ga.); and **Sania Wells** (5-7, G, Hurley, Miss.) to The Plains beginning in the fall of 2019.

» Hansen, Perry and Robinson-Nwagwu were nominated for McDonald's All-American in January.

**TIGERS IN THE PROS**

» DeWanna Bonner completed her ninth season in the WNBA in 2018, all with the Phoenix Mercury, after taking the 2017 season off for the birth of her twins. Bonner had one of her best pro seasons, averaging 17.3 points, 7.2 rebounds and 3.2 assists while starting all 34 games. She was a beast in the 2018 playoffs, averaging 24.0 points and 11.1 rebounds in seven postseason games. Bonner was named the Associated Press' WNBA Comeback Player of the Year.

**Auburn in the SEC & NCAA Stats**

(Thru games of 2/14/19)

Category	Value	SEC	NCAA
Scoring Offense	74.2	5th	49th
Scoring Defense	65.4	9th	203rd
Scoring Margin	+8.8	6th	61st
Field Goal Pct.	.431	5th	61st
Field Goal Pct. Def.	.418	12th	271st
3-pt FG Pct.	.323	8th	127th
3-pt FG Pct. Def.	.361	14th	338th
Free Throw Pct.	.717	5th	102nd
Rebounds	35.4	12th	269th
Rebound Margin	-0.1	10th	191st
Off. Rebounds	13.6	6th	--
Def. Rebounds	21.8	13th	--
Assists	12.7	10th	198th
Assist/Turnover	0.9	6th	101st
Blocks	2.6	12th	214th
Turnover Margin	+7.3	2nd	6th
Turnovers Forced	20.8	2nd	25th
Steals	12.4	1st	5th

**INDIVIDUALS (All Games)**

**Scoring**

Janiah McKay	14.2	13th	246th
Unique Thompson	12.9	21st	--
Daisa Alexander	12.4	27th	--

**Rebounding**

Unique Thompson	10.4	3rd	31st
-----------------	------	-----	------

**Field Goal Pct.**

Unique Thompson	.575	2nd	26th
-----------------	------	-----	------

**Assists**

Janiah McKay	4.2	7th	131st
--------------	-----	-----	-------

**Free Throw Pct.**

Janiah McKay	.808	6th	104th
Crystal Primm	.731	12th	242nd

**Steals**

Janiah McKay	2.4	T2nd	64th
Daisa Alexander	2.4	T2nd	64th
Crystal Primm	2.1	5th	98th
Unique Thompson	1.8	7th	197th

**Assist/Turnover Ratio**

Janiah McKay	1.7	6th	121th
--------------	-----	-----	-------

**Offensive Rebounds**

Unique Thompson	4.0	2nd	21th
-----------------	-----	-----	------

**Defensive Rebounds**

Unique Thompson	6.5	3rd	--
-----------------	-----	-----	----

## NCAA RPI Report (AU &amp; Opponents)

*(thru games of 2/14/19)*

Rk	Team	Record	AU Result
9	Mississippi State	22-2	L 59-85
11	Iowa State	18-6	L 64-67
14	South Carolina	18-6	--
19	Texas A&M	19-5	L 67-69
22	Kentucky	20-5	L 68-78
23	Missouri	19-7	L 65-74
29	North Carolina	15-11	W 86-81 <sup>OT</sup>
53	Tennessee	16-8	L/L
54	New Mexico	20-3	W 79-76
<b>57</b>	<b>AUBURN</b>	<b>18-7</b>	
60	LSU	14-9	--
84	Arkansas	16-9	W 75-72
108	Georgia	14-10	W 59-58 <sup>OT</sup>
133	Alabama	11-13	W 66-56
158	Oklahoma	6-17	W 95-79
181	Nicholls State	13-10	W 80-59
187	Vanderbilt	6-18	W 72-70
192	Coastal Carolina	12-10	W 84-78
193	Elon	8-14	W 96-44
198	Ole Miss	9-16	W 64-51
212	Florida	6-18	W 64-56
224	Grambling	10-13	W 97-48
245	St. Joseph's	9-15	W 81-70
251	Alabama State	9-13	W 83-50
253	Louisiana-Lafayette	6-18	W 71-59
272	Samford	8-16	W 73-46

» Brandy Montgomery is playing in Europe for her second season, currently on the roster of Luxembourg side Etzella Ettelbruck, where she is averaging over 20 points per game so far this season. Last year, she played for Visby in Sweden, averaging 16.3 points, 5.1 rebounds and 1.8 assists while helping her team to the league semifinals.



## Auburn Record Book Updates

## Auburn Career Scoring

No.	Player	Years	Points
1.	DeWanna Bonner	2005-09	2,162
2.	Becky Jackson	1980-84	2,068
3.	Vickie Orr	1985-89	2,035
4.	Marianne Merritt	1975-79	1,979
5.	Carolyn Jones	1988-91	1,831
6.	Natasha Brackett	2001-05	1,716
7.	Brandy Montgomery	2013-17	1,644
8.	Mae Ola Bolton	1984-88	1,616
9.	Alli Smalley	2007-11	1,601
10.	Angie Hannah	1978-82	1,583
<b>11.</b>	<b>Janiah McKay</b>	<b>2015-present</b>	<b>1,555</b>
12.	Tyrese Tanner	2010-14	1,515
13.	Le'Co'e Willingham	1999-03	1,475
14.	Lori Monroe	1979-83	1,415
15.	Tasha Hamilton	1997-01	1,402
16.	Sherell Hobbs	2005-09	1,372
17.	Linda Godby	1986-90	1,365
18.	Tra'Ce'e Tanner	2012-16	1,327
19.	Debra Larkin	1981-85	1,310
20.	C.C. Hayden	1989-92	1,306
21.	Katie Frerking	2013-17	1,271
22.	Conswella Sparrow	1997-00	1,249
23.	Blanche Alverson	2009-13	1,244
24.	Brenda Hill	1981-85	1,222
25.	Monique Morehouse	1992-96	1,191
26.	Lauretta Freeman	1989-93	1,188
27.	Hasina Muhammad	2001-15	1,184
	Sharon Stewart	1984-88	1,184
29.	Ruthie Bolton	1985-89	1,176
30.	Tiffany Krantz	1996-00	1,136

## Auburn Career Steals

No.	Player	Years	Steals
1.	Mae Ola Bolton	1985-88	282
2.	Kristen Mulligan	1993-96	253
3.	Ruthie Bolton	1986-89	246
4.	Debra Larkin	1982-85	242
5.	Helene Baroody	1984-87	240
6.	Katie Frerking	2013-17	234
7.	Sherell Hobbs	2005-09	231
8.	Hasina Muhammad	2011-15	223
<b>9.</b>	<b>Janiah McKay</b>	<b>2015-present</b>	<b>213</b>
	DeWanna Bonner	2005-09	208

## Auburn Career Free Throws Made

No.	Player	Years	FTs
1.	DeWanna Bonner	2005-09	600
2.	Carolyn Jones	1988-91	438
<b>3.</b>	<b>Janiah McKay</b>	<b>2015-present</b>	<b>410</b>
4.	Tyrese Tanner	2010-14	376
5.	Conswella Sparrow	1997-00	346
	Le'Co'e Willingham	1999-04	346
7.	Becky Jackson	1980-84	340
	Vickie Orr	1985-89	307
9.	Marianne Merritt	1975-79	305
10.	Tasha Hamilton	1997-01	296

## Auburn Career Double-Doubles

No.	Player	Years	D-Ds
1.	DeWanna Bonner	2005-09	40
2.	Lauretta Freeman	1989-93	38
3.	C.C. Hayden	1989-92	30
4.	Le'Co'e Willingham	1999-04	29
5.	Vickie Orr	1985-89	27
6.	Monique Morehouse	1992-96	24
7.	Becky Jackson	1980-84	19
<b>8.</b>	<b>Unique Thompson</b>	<b>2017-present</b>	<b>18</b>
9.	Conswella Sparrow	1997-00	15
10.	Tra'Ce'e Tanner	2012-16	14
11.	Tasha Hamilton	1997-01	13
	Sharon Stewart	1984-88	13
13.	Danielle Coleman	1992-94	12
	Marita Payne	2002-06	12
15.	Whitney Boddie	2005-09	11
	KeKe Carrier	2005-10	11
17.	Tia Miller	2001-04	8
	Tara Williams	1995-97	8
19.	Katie Frerking	2013-17	7
	Linda Godby	1986-90	7
	Laticia Morris	1995-97	7
	Mandisa Stevenson	2002-04	7
	Tyrese Tanner	2010-14	7
24.	Justine Agbatan	1995-98	6
	Brenda Hill	1982-83	6
	Kendall Mago	1988-92	6
	Samantha Williams	1991-96	6
28.	Ruthie Bolton	1985-89	5
	Jordan Greenleaf	2006-11	5

## Auburn Career Assists

No.	Player	Years	Assists
1.	Whitney Boddie	2005-09	603
2.	Renae Halbrooks	1978-82	593
3.	Helene Baroody	1983-87	587
4.	Kristen Mulligan	1992-96	551
5.	Ruthie Bolton	1985-89	526
6.	Martha Monk	1979-81	525
7.	Chantel Tremittiere	1987-91	490
<b>8.</b>	<b>Janiah McKay</b>	<b>2015-present</b>	<b>418</b>
9.	Tiffany Krantz	1996-2000	414
10.	Debra Larkin	1981-85	386
11.	Samantha Williams	1991-96	323
12.	Nicole Loudon	2001-05	311
13.	Katie Frerking	2013-17	307
14.	Alli Smalley	2007-11	303
15.	Morgan Toles	2009-11	267
16.	Najat Ouardad	2011-13	259
17.	Cindy Sagrera	1981-84	254
18.	Mae Ola Bolton	1984-88	252
19.	Nitasha Brown	2002-06	236
20.	DeWanna Bonner	2005-09	226
21.	Tasha Hamilton	1997-2001	219
22.	Angie Hannah	1978-82	214
23.	Lynn Stevenson	1987-91	212
24.	LaRita Spencer	1999-2001	209
25.	Terryland Robinson	1989-93	207
	Diann McNeil	1984-88	202
27.	Justine Agbatan	1995-98	201
28.	Nancy Derrick	2000-04	200
	Sherell Hobbs	2005-09	200
30.	Tamela McCorvey	2006-08	189

## Auburn Career Free-Throw Pct. (min 150 att.)

No.	Player	Years	Pct. (FT-FTA)
1.	Carolyn Jones	1988-91	.810 (438-541)
2.	Kristen Mulligan	1992-96	.796 (191-240)
3.	DeWanna Bonner	2005-09	.795 (600-777)
4.	Laticia Morris	1995-97	.787 (233-296)
5.	Whitney Boddie	2005-09	.777 (219-282)
6.	Linda Godby	1986-90	.774 (185-239)
<b>7.</b>	<b>Janiah McKay</b>	<b>2015-present</b>	<b>.769 (410-533)</b>
8.	Brenda Hill	1982-83	.76752 (208-271)
9.	Helene Baroody	1983-87	.76732 (155-202)
10.	Patrena Scruggs	1987-89	.749 (128-171)

## Auburn Career Rebounding

No.	Player	Years	Rebounds
1.	Becky Jackson	1980-84	1,118
2.	DeWanna Bonner	2005-09	1,047
3.	Lori Monroe	1979-83	1,015
4.	Vickie Orr	1985-89	1,006
5.	Lauretta Freeman	1989-93	976
6.	Marianne Merritt	1975-79	972
7.	Le'Co'e Willingham	1999-03	927
8.	Monique Morehouse	1992-96	792
9.	Jordan Greenleaf	2006-11	761
	Charlene Thomas	1984-87	761
11.	Tra'Ce'e Tanner	2012-16	758
12.	Sharon Stewart	1984-88	757
13.	C.C. Hayden	1989-92	749
	Kendall Mago	1988-92	749
15.	Tasha Hamilton	1997-01	663
16.	Mae Ola Bolton	1984-88	653
17.	Marita Payne	2002-06	630
18.	Katie Frerking	2013-17	627
19.	Sherell Hobbs	2005-09	612
20.	Brenda Hill	1982-85	604
21.	Blanche Alverson	2009-13	602
22.	KeKe Carrier	2005-10	600
23.	Angie Hannah	1978-82	588
24.	Linda Godby	1986-90	580
25.	Tyrese Tanner	2010-14	572
	Conswella Sparrow	1997-00	572
27.	Diann McNeil	1984-88	498
28.	Samantha Williams	1991-96	495
29.	Hasina Muhammad	2011-15	494
30.	Ruthie Bolton	1985-89	490
--	<b>Unique Thompson</b>	<b>2017-present</b>	<b>488</b>

## Auburn Individual &amp; Team Records

## Single Game

Points	41, Conswella Sparrow vs. South Alabama (Feb. 17, 1998)
Field Goals	17, Becky Jackson vs. UAB (1982-83)
Field Goal Attempts	34, Marianne Merritt vs. West Georgia (1975-76)
FG Percentage	1.000 (12-12), Laticia Morris vs. S. Alabama (Jan. 14, 1997)
3PT Field Goals	8, Tiffany Krantz vs. Troy State (Nov. 21, 1997)
3PT Field Goal Attempts	16, Brandy Montgomery at Marquette (Dec. 13, 2015)
3PT FG Pct.	1.000 (7-7), Tiffany Krantz vs. Vanderbilt (Jan. 29, 1997)
Free Throws	14, DeWanna Bonner vs. Tennessee (Jan. 25, 2009)
Free Throw Attempts	17, Becky Jackson vs. Iona (Dec. 13, 1980)
FT Percentage	1.000 (11-11), Conswella Sparrow vs. Georgia (Jan. 17, 1998)
	1.000 (11-11), Lori Nero vs. Missouri State (Mar. 17, 2000)
	1.000 (11-11), Sherell Hobbs vs. Stephen F. Austin (Jan. 3, 2009)
	1.000 (11-11), Janiah McKay vs. Texas A&M (Jan. 7, 2018)
Rebounds	26, Marianne Merritt vs. Montevallo (1975-76)
Assists	18, Martha Monk vs. Alabama State (1980-81)
Blocks	13, Marita Payne vs. Arkansas (Feb. 3, 2005)
Steals	10, Kristen Mulligan vs. NE Illinois (Dec. 18, 1992)
	10, Ruthie Bolton vs. Long Beach St. (April 1, 1988)
	10, Mae Ola Bolton vs. Kentucky (Feb. 3, 1987)

## Season

Points	716, DeWanna Bonner (2008-09)
Scoring Average	21.9, Marianne Merritt (1975-76)
Field Goals	259, Tara Williams (1996-97)
	259, Angie Hannah (1980-81)
Field Goal Attempts	544, Tara Williams (1996-97)
Field Goal Percentage	.663 (222-335), Becky Jackson (1982-83)
3PT Field Goals	70, Tiffany Krantz (1996-97)
3PT Field Goal Attempts	197, Brandy Montgomery (2016-17)
3PT FG Percentage	.429 (48-112), Kristen Mulligan (1994-95)
Free Throws	218, DeWanna Bonner (2008-09)
Free Throw Attempts	258, DeWanna Bonner (2008-09)
Free Throw Percentage	.862 (25-59), Beth Bryant (1982-83)
Rebounds	401, Laretta Freeman (1992-93)
Rebounding Average	15.3, Marianne Merritt (1975-76)
Assists	294, Martha Monk (1980-81)
Assists Average	8.9, Martha Monk (1980-81)
Blocks	141, Marita Payne (2004-05)
Steals	114, Marianne Merritt (1975-76)
Double-Doubles	26, Laretta Freeman (1992-93)

## Career

Points	2,162, DeWanna Bonner (2005-09)
Scoring Average	20.4, Marianne Merritt (1975-79)
Field Goals	864, Becky Jackson (1980-84)
	864, Vickie Orr (1985-89)
Field Goal Attempts	1,795, Marianne Merritt (1975-79)
Field Goal Percentage	.602, Becky Jackson (1980-1984)
3PT Field Goals	219, Alli Smalley (2007-11)
3PT Field Goal Attempts	688, Brandy Montgomery (2013-17)
3PT Field Goal Percentage	.415, Carolyn Jones (1988-91)
Free Throws	600, DeWanna Bonner (2005-09)
Free Throw Attempts	755, DeWanna Bonner (2005-09)
Free Throw Percentage	.810, Carolyn Jones (1988-91)
Rebounds	1,118, Becky Jackson (1980-84)
Rebounding Average	10.0, Marianne Merritt (1975-79)
Assists	603, Whitney Boddie (2005-09)
Assists Average	8.3, Martha Monk (1979-81)
Blocks	377, Marita Payne (2002-06)
Steals	282, Mae Ola Bolton (1985-88)
Double-Doubles	40, DeWanna Bonner (2005-09)

## Triple-Doubles

Only three players ever at Auburn, male or female, have recorded a triple-double in a game, with two coming from the women's team: Marita Payne and Whitney Boddie. Payne recorded the first ever on Feb. 3, 2005 with 15 points, 12 rebounds and 13 blocks against Arkansas. Boddie followed up with one on Dec. 5, 2008 with 24 points, 11 rebounds and 12 assists against Sam Houston State.

## Single Game

Points	119 vs. Sam Houston State (Dec. 5, 2008)
First Half Points	63 vs. Florida Southern (Jan. 17, 1987)
Second Half Points	64 vs. Jacksonville State (Jan. 19, 1999)
Points in a Quarter	32 (4Q) vs. Indiana (Nov. 27, 2016)
	<b>32 (4Q) vs. Oklahoma (Dec. 2, 2018)</b>
Field Goals	51 vs. Alabama State (Dec. 2, 1986)
Field Goal Attempts	97 vs. Georgia State (Dec. 5, 1987)
Field Goal Percentage	.672 (38-58) vs. North Carolina (Dec. 18, 1982)
<b>3PT Field Goals</b>	<b>14 at Elon (Dec. 22, 2018)</b>
3PT Field Goal Attempts	33 vs. Iowa State (Dec. 28, 2001)
3PT FG Percentage	.833 (5-6) vs. Charleston Southern (Nov. 23, 2001)
	.833 (5-6) at LSU (Feb. 1, 2009)
Free Throws	38 vs. Tuskegee (1976-77)
Free Throw Attempts	54 vs. Tuskegee (1976-77)
Free Throw Percentage	1.000 (16-16) vs. Texas A&M (Jan. 8, 2018)
Rebounds	79 vs. Eastern Kentucky (Nov. 25, 1989)
	79 vs. Alabama-Huntsville (Jan. 5, 1980)
Assists	38 vs. Georgia State (Dec. 5, 1987)
Blocks	17 vs. Alabama A&M (Nov. 19, 2009)
	17 vs. South Alabama (Feb. 23, 1994)
	17 vs. Lamar (Dec. 1, 1993)
Steals	24 vs. Tennessee State (Dec. 5, 2001)
	24 vs. East Carolina (Dec. 5, 2015)
Opponent Turnovers	45 vs. Puerto Rico-Mayaguez (Dec. 17, 2000)
Fewest Points	25 vs. Mercer (1971-72)
Fewest First Half Points	12 vs. Hampton (Dec. 30, 2014)
Fewest Second Half Points	10 vs. Mercer (1971-72)
Fewest Rebounds	17 vs. Vanderbilt (Feb. 4, 2016)
Fewest Assists	3 vs. Tennessee (Jan. 10, 2002)
Fewest Field Goals	12 vs. Vanderbilt (Dec. 18, 1994)
	12 vs. South Carolina (Feb. 16, 2006)
Fewest Field Goal Attempts	39 at Duke (Nov. 27, 2005)
Fewest Free Throws	0 vs. Georgia (Feb. 12, 1983)
Fewest Free Throw Attempts	4 vs. Northwestern (Dec. 12, 1990)
	4 vs. South Alabama (Feb. 20, 1991)
	4 at Kentucky (Feb. 3, 2011)
	4 at Kentucky (Jan. 17, 2016)
	4 vs. Texas A&M (Feb. 5, 2017)
	4 at Tennessee (Jan. 4, 2018)
Fewest Fouls	6 vs. Alabama State (Feb. 20, 1991)
Fewest Turnovers	5 at Alabama (Feb. 26, 2004)
	5 vs. Florida (Dec. 31, 2017)

## Season

Points	2,945 in 1987-88
Scoring Average	87.1 in 1986-87
Field Goals	1,238 in 1987-88
Field Goal Attempts	2,468 in 1987-88
Field Goal Percentage	.524 (1,201-2,292) in 1986-87
3PT Field Goals	181 in 2016-17
3PT Field Goal Attempts	639 in 2016-17
3PT Field Goal Percentage	.406 (26-64) in 1987-88
Free Throws	572 in 1989-90
Free Throw Attempts	838 in 1989-90
Free Throw Percentage	.749 (519-693) in 1990-91
Rebounds	1,652 in 1987-88
Rebounding Average	47.2 in 1987-88
Rebounding Margin	+15.7 in 1987-88
Assists	674 in 1987-88
Blocks	207 in 2005-06
Steals	402 in 2012-13
Turnovers Forced	709 in 2016-17
Wins	32 in 1987-88/1988-89
Consecutive Wins	28 in 1988-89
Consecutive Home Wins	68 from 1986-91
Losses	18 in 1977-78/1978-79/2014-15

## TIGERS' RECORD WHEN...

	2018-19	Under Coach Flo
At Home.....	7-4	68-33
On the Road.....	9-3	34-52
At a Neutral Site.....	2-0	18-13
When wearing white.....	6-4	67-27
When wearing orange.....	2-0	7-10
When wearing blue.....	9-3	41-57
When wearing pink.....	1-0	5-4
Leading at the half.....	14-3	94-21
Trailing at the half.....	4-3	26-71
Tied at the half.....	0-1	0-6
Scores 100+ points.....	0-0	0-0
Scores 90-99 points.....	3-0	6-0
Scores 80-89 points.....	5-0	25-1
Scores 70-79 points.....	6-0	35-6
Scores 60-69 points.....	3-6	37-24
Scores fewer than 60 points.....	1-1	15-67
Holds opponent to 41-50 points.....	4-0	30-3
Holds opponent to 31-40 points.....	0-0	6-0
Holds opponent to under 30 points.....	0-0	2-0
Force 25 or more turnovers.....	5-0	49-8
Shoots 50% FG or better.....	4-0	31-2
Shoots 40-49% FG.....	10-5	62-26
Shoots 39.9% or under FG.....	4-2	26-71
Holds opponent under 30% FG.....	2-0	24-2
Shoots higher FG% than opponent.....	13-1	97-21
Shoots lower FG% than opponent.....	5-6	23-72
Shoots same FG% as opponent.....	0-0	0-3
Shoots higher FT% than opponent.....	9-3	51-36
Shoots lower FT% than opponent.....	9-4	68-62
Shoots same FT% as opponent.....	0-0	0-1
Out-rebounds opponent.....	12-1	75-26
Out-rebounded by opponent.....	4-6	39-71
Tied in rebounds.....	2-0	5-2
Versus ranked opponent.....	0-5	4-46
In overtime.....	2-0	5-4
Games decided by 3 points or less.....	4-2	11-15
Games decided by 4-5 points.....	1-0	11-13
Games decided by 6-10 points.....	3-3	28-27
Games decided by 11-20 points.....	5-1	34-27
Games decided by 21-30 points.....	2-1	23-10
Games decided by 30+ points.....	3-0	13-6
On Television/Digital.....	15-5	61-66
In November.....	5-1	31-13
In December.....	7-0	38-8
In January.....	4-4	17-37
In February.....	2-2	21-28
In March.....	0-0	11-11

## 2018-19 Auburn Superlatives...

## First Half

Most points scored in the first quarter.....	30, at St. Joseph's (12/6/18)
Most points scored in the second quarter.....	27, vs. Oklahoma (12/2/18)
Most points scored in the first half.....	51, at Elon (12/22/18)
Fewest points scored in the first half.....	19, vs. Georgia (2/3/19)
Fewest points allowed in the first half.....	17, vs. Samford (12/16/18)
Most points allowed in the first half.....	43, at Missouri (1/27/19)
Best FG % in the first half.....	.575, at Elon (12/22/18)
Worst FG % in the first half.....	.285, at Ole Miss (1/31/19)
Best FG % by an opponent in the first half.....	.600, at Vanderbilt (1/17/19)
Worst FG % by an opponent in the first half.....	.240, vs. Alabama State (12/29/18)
Most rebounds in the first half.....	29, at New Mexico (11/11/18)
Fewest rebounds in the first half.....	10, at Missouri (1/27/19)
Most rebounds by an opponent in the first half.....	23, Oklahoma (12/2/18), Coastal Carolina (12/18/18), Ole Miss (1/31/19)
Fewest rebounds by an opponent in the first half.....	10, vs. Nicholls State (11/9/18)

## Second Half

Most points scored in the third quarter.....	27, vs. Nicholls State (11/9/18)
Most points scored in the fourth quarter.....	32, vs. Oklahoma (12/2/18)
Most points scored in an overtime period.....	17, vs. North Carolina (12/20/18)
Most points scored in the second half.....	53, vs. Grambling (11/6/18)
Fewest points scored in the second half.....	26, at Iowa State (11/13/18)
Fewest points allowed in the second half.....	25, at Elon (12/22/18) & at Florida (1/6/19)
Most points allowed in the second half.....	49, vs. Oklahoma (12/2/18)
Best FG % in the second half.....	.704, at Elon (12/22/18)
Worst FG % in the second half.....	.294, vs. Georgia (2/3/19)
Best FG % by an opponent in the second half.....	.625, at Vanderbilt (1/17/19)
Worst FG % by an opponent in the second half.....	.280, vs. Grambling (11/6/18)
Most rebounds in the second half.....	25, vs. Grambling (11/6/18)
Fewest rebounds in the second half.....	10, vs. Tennessee (1/3/19) & at Vanderbilt (1/17/19)
Most rebounds by an opponent in the second half.....	26, vs. Mississippi State (1/14/19)
Fewest rebounds by an opponent in the second half.....	9, at Elon (12/22/18)

## Game

Most points scored.....	97, vs. Grambling (11/6/18)
Fewest points scored.....	59, vs. Mississippi State (1/14/19) & vs. Georgia (2/3/19)
Most points allowed.....	85, vs. Mississippi State (1/14/19)
Fewest points allowed.....	44, at Elon (12/22/18)
Best FG %.....	.633, at Elon (12/22/18)
Worst FG %.....	.303, vs. Georgia (2/3/19)
Best FG % by an opponent.....	.610, at Vanderbilt (1/17/19)
Worst FG % by an opponent.....	.259, vs. Grambling (11/6/18)
Most rebounds.....	53, vs. Grambling (11/6/18)
Fewest rebounds.....	24, vs. Mississippi State (1/14/19)
Most rebounds by an opponent.....	45, at Tennessee (2/14/19)
Fewest rebounds by an opponent.....	21, at Elon (12/22/18)

## Miscellaneous

Highest-scoring quarter.....	32, 4Q vs. Oklahoma (12/2/18)
Lowest-scoring quarter.....	2, 1Q at Missouri (1/27/19)
Highest-scoring opponent quarter.....	26, 4Q vs. Oklahoma (12/2/18) & 3Q vs. Mississippi State (1/14/19)
Lowest-scoring opponent quarter.....	5, 2Q vs. Grambling (11/6/18) & 1Q vs. Alabama State (12/29/18)
Largest margin in a single quarter.....	+21 (27-6), 2Q vs. Oklahoma (12/2/18)
Largest margin of victory.....	52, at Elon (12/22/18)
Smallest margin of victory.....	1, vs. Georgia (2/3/19)
Largest margin of defeat.....	26, vs. Mississippi State (1/14/19)
Smallest margin of defeat.....	2, vs. Texas A&M (1/24/19)
Largest halftime lead.....	32, at Elon (12/22/18)
Smallest halftime lead.....	3, at New Mexico (11/11/18) & at Ole Miss (1/31/19)
Times tied at halftime.....	1 - 35-35 vs. Tennessee (1/3/19)
Largest halftime deficit.....	20, at Missouri (1/27/19)
Smallest halftime deficit.....	1, vs. Coastal Carolina (12/18/18)
Largest rebounding margin.....	+27, vs. Grambling (11/6/18)
Smallest rebounding margin.....	+1, vs. Louisiana-Lafayette (11/25/18); at XULA (11/28/18); vs. Georgia (2/3/19)
Last time tied in rebounding.....	30-30, at St. Joseph's (12/6/18)
Largest rebounding deficit.....	-19, vs. Mississippi State (1/14/19)
Smallest rebounding deficit.....	-2, vs. Samford (12/16/18)
Largest deficit overcome to win game.....	20, at Vanderbilt (1/17/19)
Largest lead lost.....	15, at Iowa State (11/13/18)

**MISCELLANEOUS STATISTICS**

Double-Doubles	Season	Career
Unique Thompson	11	18
Janiah McKay	1	2

30+ Point Games	Season	Career

20+ Point Games	Season	Career
Janiah McKay	5	22
Daisa Alexander	4	10
Unique Thompson	3	6
Brooke Moore	1	1

10+ Rebound Games	Season	Career
Unique Thompson	13	24

10+ Assist Games	Season	Career
Janiah McKay	1	2

5+ Steal Games	Season	Career
Crystal Primm	3	3
Janiah McKay	1	6
Daisa Alexander	1	2
Erica Sanders	0	1

5+ Block Games	Season	Career
Unique Thompson	0	1

**GAMES LED AUBURN IN...**

Scoring	Season	Career
Janiah McKay	10	38
Unique Thompson	8	13
Daisa Alexander	7	14
Robyn Benton	1	1
Emari Jones	1	1
Brooke Moore	1	1
Crystal Primm	1	1

Rebounding	Season	Career
Unique Thompson	23	42
Crystal Primm	2	2
Daisa Alexander	1	3
Erin Howard	1	1
Emari Jones	0	3
Abigail Jackson	0	2
Janiah McKay	0	2
Erica Sanders	0	2

Assists	Season	Career
Janiah McKay	12	69
Daisa Alexander	5	6
Erica Sanders	2	7
Unique Thompson	2	4
Emari Jones	1	2
Erin Howard	1	1
Crystal Primm	1	1

(includes games where lead was shared)

**2018-19 DOUBLE-DOUBLES**

- Unique Thompson vs. Grambling (14 pts, 13 reb)
- Janiah McKay vs. Grambling (16 pts, 10 ast)
- Unique Thompson at New Mexico (19 pts, 19 reb)
- Unique Thompson at Iowa State (19 pts, 14 reb)
- Unique Thompson vs. UL-Lafayette (16 pts, 13 reb)
- Unique Thompson vs. Oklahoma (14 pts, 17 reb)
- Unique Thompson vs. North Carolina (21 pts, 18 reb)
- Unique Thompson vs. Tennessee (19 pts, 12 reb)
- Unique Thompson at Vanderbilt (16 pts, 13 reb)
- Unique Thompson at Ole Miss (20 pts, 12 reb)
- Unique Thompson at Arkansas (13 pts, 12 reb)
- Unique Thompson at Tennessee (12 pts, 13 reb)

**Last Time an Auburn Team...**

- Scored 90 points ..... Auburn 96, Elon 44, in Elon, N.C. (Dec. 22, 2018)
- Scored 100 points ..... Auburn 119, Sam Houston State 54, in Auburn, Ala. (Dec. 5, 2008)
- Scored 100 points in an SEC game ..... Auburn 102, Tennessee 96, SEC Tournament in Albany, Ga. (Mar. 6, 1987)
- Scored 100 at home ..... Auburn 119, Sam Houston State 54, in Auburn, Ala. (Dec. 5, 2008)
- Scored 80 points and lost ..... Virginia Tech 92, Auburn 87 [OT] in Auburn, Ala. (Dec. 18, 2016)
- Scored 90 points and lost ..... Kentucky 91, Auburn 90 [2OT], in Auburn, Ala. (Feb. 2, 1986)
- Scored 100 points and lost ..... Never
- Scored 110+ points ..... Auburn 119, Sam Houston State 54, in Auburn, Ala. (Dec. 5, 2008)
- Scored 50-59 points in a half ..... 51 - 1st half at Elon in Elon, N.C. (Dec. 22, 2018)
- Scored 60 or more points in a half ..... 62 (2nd half) - vs. Drake in New Orleans, La. (Dec. 21, 2016)
- Scored 30 or more points in a quarter ..... 30 (1st quarter) - at St. Joseph's in Philadelphia, Pa. (Dec. 6, 2018)
- Scored 50 points or less in a game ..... 48 - at Kentucky in Lexington, Ky. (Feb. 1, 2018)
- Scored 50 points or less and won ..... Auburn 47, Missouri 45 [SEC] in Jacksonville, Fla. (March 3, 2016)
- Scored 40 points or less in a game ..... Georgia 63, Auburn 30, in Athens, Ga. (Jan. 28, 2016)
- Scored less than 10 points in a quarter ..... 7 points (1st quarter) vs. Georgia in Auburn, Ala. (Feb. 3, 2019)
- Scored less than 20 points in a 1st half ..... 19 points vs. Georgia in Auburn, Ala. (Feb. 3, 2019)
- Scored less than 20 points in a 2nd half ..... 18 points vs. Missouri [SEC] in Jacksonville, Fla. (March 3, 2016)
- Had 35+ rebound margin ..... 36 - (52-16) vs. Alabama A&M in Normal, Ala. (Nov. 19, 2013)
- Had 25+ rebound margin ..... 33 - (53-26) vs. Grambling State in Auburn, Ala. (Nov. 6, 2018)
- Had 20+ rebound margin ..... 33 - (53-26) vs. Grambling State in Auburn, Ala. (Nov. 6, 2018)
- Attempted 30 free throws ..... 36 - vs. Alabama State in Auburn, Ala. (Dec. 29, 2018)
- Attempted 35 free throws ..... 36 - vs. Alabama State in Auburn, Ala. (Dec. 29, 2018)
- Attempted 40 free throws ..... 41 - vs. Alabama State in Auburn, Ala. (Nov. 15, 2006)
- Attempted 5 free throws or less ..... 5 - at Tennessee in Knoxville, Tenn. (Feb. 14, 2019)
- Did not attempt a free throw ..... Never
- Made 20 free throws ..... 22 - vs. Kentucky (22-29) in Auburn, Ala. (Feb. 7, 2019)
- Made 25 free throws ..... 29 - vs. Alabama State (29-36) in Auburn, Ala. (Dec. 29, 2018)
- Made 30 free throws ..... 31 - vs. Northwestern State (31-43) (Dec. 30, 2003)
- Had 25 assists ..... 25 - vs. Ole Miss in Auburn, Ala. (Jan. 8, 2017)
- Had 25 turnovers ..... 25 - at Kentucky in Lexington, Ky. (Feb. 1, 2018)
- Had 10 turnovers or less ..... 9 - at Ole Miss in Oxford, Miss. (Jan. 31, 2019)
- Had 25+ steals ..... Never
- Had 20-24 steals ..... 21 - vs. Georgia in Auburn, Ala. (Feb. 3, 2019)
- Had 15-19 steals ..... 15 - vs. Mississippi State in Auburn, Ala. (Jan. 14, 2019)
- Had 10-14 blocks ..... 10 - vs. Louisiana Tech in Auburn, Ala. (Nov. 19, 2017)
- Had 15+ blocks ..... 15 - at Florida International in Miami, Fla. (Dec. 29, 2014)
- Won an overtime game ..... Auburn 59, Georgia 58 [1OT] in Auburn, Ala. (Feb. 3, 2019)
- Lost an overtime game ..... Alabama 63, Auburn 61 [1OT] in Auburn, Ala. (Feb. 20, 2017)
- Played a double overtime game ..... Auburn 70, Alabama 65 [2OT] in Auburn, Ala. (Feb. 27, 2014)
- Played three or more overtimes ..... Never
- Shot 70% for a half ..... 70.4% (19-of-27), 2nd half at Elon in Elon, N.C. (Dec. 22, 2018)
- Shot 60% for a game ..... 63.3% (38-of-60) at Elon in Elon, N.C. (Dec. 22, 2018)
- Shot less than 30% for a game ..... 27.6% (21-of-76) vs. Missouri in Auburn, Ala. (Feb. 15, 2018)
- Shot 90-99.9% from the free throw line (minimum 10 attempts) ..... 92.3% (12-of-13) vs. Nicholls State in Auburn, Ala. (Nov. 9, 2018)
- Shot 100% from the free throw line (minimum 10 attempts) ..... 100% (16-of-16) vs. Texas A&M in Auburn, Ala. (Jan. 7, 2018)
- Shot 50% on 3-pointers (minimum 5 attempts) ..... 50.0% (6-of-12) at Missouri in Columbia, Mo. (Jan. 27, 2019)
- Shot 20-30% in a half ..... 29.4% (10-of-34), 2nd half vs. Georgia in Auburn, Ala. (Feb. 3, 2019)
- Shot less than 20% in a half ..... 18.4% (7-of-38), 1st half vs. Missouri in Auburn, Ala. (Feb. 15, 2018)
- Shot 55% or better and lost ..... 58.1% (25-of-43) vs. Tennessee (Jan. 20, 2005)
- Made at least 10 3-point field goals ..... 10-of-35 vs. Alabama State in Auburn, Ala. (Dec. 29, 2018)
- Failed to make a 3-point field goal ..... 0-of-5 vs. Southern in Auburn, Ala. (Dec. 9, 2017)
- Had 60+ rebounds ..... 61 - vs. Stephen F. Austin in Auburn, Ala. (Dec. 17, 2007)
- Had 50-59 rebounds ..... 53 - vs. Grambling State in Auburn, Ala. (Nov. 6, 2018)
- Defeated a Top-25 opponent ..... Auburn 80, #16 Florida 58, in Auburn, Ala. (Feb. 14, 2016)
- Defeated a Top-10 opponent ..... Auburn 66, #7 Kentucky 61, in Auburn, Ala. (Jan. 3, 2016)
- Defeated a Top-25 opponent on the road ..... Auburn 68, #16 Vanderbilt 62, in Nashville, Tenn. (Feb. 13, 2014)

**Last Time an Auburn Player...**

- Scored 25 points ..... 25 - Janiah McKay at Mississippi State in Starkville, Miss. (Feb. 22, 2018)
- Scored 30 points ..... 32 - Katie Frerking at Texas A&M in College Station, Texas (Feb. 5, 2017)
- Scored 35 points ..... 35 - DeWanna Bonner vs. Tennessee in Auburn, Ala. (Jan. 25, 2009)
- Scored 40 points ..... 41 - Conswella Sparrow vs. South Alabama (Feb. 17, 1998)
- Had 10+ rebounds ..... 13 - Unique Thompson at Tennessee in Knoxville, Tenn. (Feb. 14, 2019)
- Had 15+ rebounds ..... 18 - Unique Thompson vs. North Carolina in Myrtle Beach, S.C. (Dec. 20, 2018)
- Had 20 rebounds ..... 20 - Monique Morehouse at LSU (Feb. 4, 1995)
- Had 10 assists ..... 10 - Janiah McKay vs. Grambling State (Nov. 6, 2018)
- Had 15 assists ..... 18 - Martha Monk vs. Alabama State (Feb. 18, 1981)
- Had 5 blocks ..... 6 - Unique Thompson vs. Louisiana Tech in Auburn, Ala. (Nov. 19, 2017)
- Had 7 blocks ..... 7 - Jassany Williams vs. Duke (Nov. 18, 2011)
- Had 10 blocks ..... 13 - Marita Payne vs. Arkansas (Feb. 3, 2005)
- Had 5 steals ..... 6 - Crystal Primm vs. Kentucky in Auburn, Ala. (Feb. 7, 2019)
- Had 8 steals ..... 8 - Brandy Montgomery vs. East Carolina in Auburn, Ala. (Dec. 5, 2015)
- Had 10 steals ..... 13 - Kristen Mulligan vs. Northeast Illinois in Auburn, Ala. (Dec. 18, 1992)
- Made 10 field goals ..... 10 - Unique Thompson [10-18] vs. North Carolina in Myrtle Beach, S.C. (Dec. 20, 2018)
- Made 15 field goals ..... 15 - Conswella Sparrow (15-16) vs. South Alabama (Feb. 17, 1998)
- Attempted 20 field goals ..... 22 - Daisa Alexander at Tennessee in Knoxville, Tenn. (Feb. 14, 2019)
- Attempted 25 field goals ..... 28 - Brandy Montgomery (8-28) at Marquette in Milwaukee, Wis. (Dec. 13, 2015)
- Made 5 three-point field goals ..... 5 - Brooke Moore vs. Alabama State in Auburn, Ala. (Dec. 29, 2018)
- Made 8 three-point field goals ..... 8 - Tiffany Krantz vs. Troy State in Auburn, Ala. (Nov. 21, 1997)
- Attempted 10 three-point field goals ..... 10 - Daisa Alexander at Tennessee in Knoxville, Tenn. (Feb. 14, 2019)
- Attempted 15 three-point field goals ..... 16 - Brandy Montgomery at Marquette in Milwaukee, Wis. (Dec. 13, 2015)
- Made 10 free throws ..... 10 - Unique Thompson at Ole Miss in Oxford, Miss. (Jan. 31, 2019)
- Made 15 free throws ..... Never
- Shot 100% at the free throw line (min. 10 attempts) ..... 11-11 - Janiah McKay vs. Texas A&M in Auburn, Ala. (Jan. 7, 2018)

**SEC PRESEASON POLL (Media Vote)****Order of Finish**

- Mississippi State
- South Carolina
- Tennessee
- Georgia
- Missouri
- Texas A&M
- Kentucky
- Auburn
- LSU
- Alabama
- Arkansas
- Florida
- Vanderbilt
- Ole Miss

**Player of the Year**

Teaira McCowan, Mississippi State

**All-SEC Team**

Caliya Robinson, Georgia  
Anriel Howard, Mississippi State  
Teaira McCowan, Mississippi State  
Sophie Cunningham, Missouri  
Alexis Jennings, South Carolina  
Rennia Davis, Tennessee  
Chennedy Carter, Texas A&M

**SEC PRESEASON POLL (Coaches' Vote)****Order of Finish**

- Mississippi State
- South Carolina
- Georgia
- Tennessee
- Missouri
- Texas A&M
- Kentucky
- Auburn
- LSU
- Alabama
- Arkansas
- Florida
- Vanderbilt
- Ole Miss

**Player of the Year**

Teaira McCowan, Mississippi State

**All-SEC First Team**

Caliya Robinson, Georgia  
Maci Morris, Kentucky  
Anriel Howard, Mississippi State  
Teaira McCowan, Mississippi State  
Sophie Cunningham, Missouri  
Tyasha Harris, South Carolina  
Rennia Davis, Tennessee  
Chennedy Carter, Texas A&M

**All-SEC Second Team**

Malica Monk, Arkansas  
Janiah McKay, Auburn  
Unique Thompson, Auburn  
Taylor Murray, Kentucky  
Ayana Mitchell, LSU  
Shandricka Sessom, Ole Miss  
Amber Smith, Missouri  
Alexis Jennings, South Carolina  
Evina Westbrook, Tennessee

Had a double-double.....Unique Thompson (13 pts/12 reb) at Tennessee in Knoxville, Tenn. (Feb. 14, 2019)  
Had 2 consecutive double-doubles.....Unique Thompson: 13/12 at Arkansas, 13/12 at Tennessee (Feb. 10-14, 2019)  
Had 3 consecutive double-doubles.....Unique Thompson: 19/19 at UNM; 19/14 at Iowa St., 16/13 vs. ULL (Nov. 11-25, 2018)  
Had 4 consecutive double-doubles.....DeWanna Bonner: vs. SC, at OM, at UGA, vs. Vandy (Feb. 17-28, 2008)  
Had 5 consecutive double-doubles.....Le'Coe Willingham: vs. ALA, at ARK, vs. MSU, at UT, at UK (Jan. 22-Feb. 5, 2004)  
Had a double-double at halftime.....Unique Thompson (16 pts/10 rebs) at Iowa State in Ames, Iowa (Nov. 13, 2018)  
Two players had a double-double.....Unique Thompson (14 p/13 r) & Janiah McKay (16 p/10 a) vs. Grambling State (Nov. 6, 2018)  
Recorded a double-double with points and assists.....Janiah McKay (16 pts/10 assists) vs. Grambling State (Nov. 6, 2018)  
Scored 20 points & had 20 rebounds.....Lauretta Freeman (30 pts/21 rebs.) vs. Alabama. (Feb. 17, 1993)  
Had a triple-double.....Whitney Boddie (24 pts./11 rebs./12 ast.) vs. Sam Houston State (Dec. 5, 2008)  
Two players scored 20 points.....Janiah McKay (21) and Unique Thompson (21) vs. North Carolina in Myrtle Beach, S.C. (Dec. 20, 2018)  
Two players scored 30 points.....Laticia Morris (33 points) & Tara Williams (30 points) vs. South Alabama (Jan. 14, 1997)  
Had 2 straight 25-point games.....Janiah McKay: 27 at South Carolina, 26 vs. Arkansas (Jan. 11-14, 2018)  
Had 3 straight 25-point games.....Janiah McKay: 25 pts vs. Texas A&M, 27 pts at South Carolina, 26 pts vs. Arkansas (Jan. 7-14, 2018)  
Zero players scored in double figures.....at Georgia in Athens, Ga. (Jan. 28, 2016)  
Only one player scored in double figures.....Daisa Alexander (22) at Georgia in Athens, Ga. (Jan. 21, 2018)  
Five players scored in double figures.....Thompson (19), Primm (16), Alexander (13), Howard (11), McKay (10) vs. Tennessee (Jan. 3, 2019)  
Six players scored in double figures.....McKay/Benton (16), Primm (15), Thompson (14), Alexander/Jones (13) vs. Grambling (Nov. 6, 2018)  
Seven players scored in double figures.....Carrier (19 pts.), Bonner (18 pts.), Smalley (16 pts.), Boddie (13 pts.)  
.....R. Hobbs (13 pts.), Hilliard (13 pts.) & S. Hobbs (10 pts.) vs. Sam Houston State (Dec. 5, 2008)  
Two players had 10 rebounds.....Unique Thompson (13) and Emari Jones (10) vs. Louisiana-Lafayette in Auburn, Ala. (Nov. 25, 2018)  
Three players had 10 rebounds.....Jordan Greenleaf (12 rebs.), DeWanna Bonner (12 rebs.) & Whitney Boddie (10 rebs.)  
.....vs. Oakland (Nov. 21, 2007)  
Played every minute.....Jordan Greenleaf (40 mins.) vs. Florida in Duluth, Ga. [SEC] (Mar. 4, 2010)  
Played 40 or more minutes in OT game.....Unique Thompson (43 mins.) vs. Georgia in Auburn, Ala. (Feb. 3, 2019)  
Attempted a slam dunk.....Hasina Muhammad vs. St. John's in Auburn, Ala. (Dec. 6, 2013)  
Made a shot from half-court or beyond.....Brooke Moore (2nd quarter) vs. Alabama State in Auburn, Ala. (Dec. 29, 2018)

**Last Time an Auburn Opponent...**

Shot less than 30% in a game (SEC).....Florida - 25.5% (13-of-51) in Gainesville, Fla. (Feb. 28, 2016)  
Shot less than 30% in a game (Non-conf).....Alabama State - 29.8% (14-of-47) in Auburn, Ala. (Dec. 29, 2018)  
Shot 60% in a game.....Vanderbilt - 61.0% in Nashville, Tenn. (Jan. 17, 2019)  
Scored 90 points.....Virginia Tech 92, Auburn 87 [OT] in Auburn, Ala. (Dec. 18, 2016)  
Scored 100 points.....Georgia 102, Auburn 72 in Athens, Ga. (Mar. 3, 1984)  
Scored 100 points at Auburn.....Tuskegee 105, Auburn 98 (2OT) (Feb. 12, 1979)  
Scored 100 points and lost.....Never  
Had 25+ rebound margin.....Never  
Had a 20+ rebound margin.....20 - Alabama (56-36) in Auburn, Ala. (Feb. 20, 2017)  
Scored less than 10 points in a quarter.....9 - Tennessee (2nd quarter) in Knoxville, Tenn. (Feb. 14, 2019)  
Scored less than 10 points in all four quarters.....Winthrop (9-8-8-8) in Auburn, Ala. (Dec. 16, 2015)  
Scored 30 or more points in a quarter.....30 - South Carolina (1st quarter) in Columbia, S.C. (Jan. 11, 2018)  
Scored less than 10 points in a half.....8 - Jacksonville (1st half) in Auburn, Ala. (Dec. 28, 2016)  
Scored less than 20 points in a 1st half.....19 - Elon in Elon, N.C. (Dec. 22, 2018)  
Scored less than 20 points in a 2nd half.....19 - Florida in Auburn, Ala. (Dec. 31, 2017)  
Had 50 rebounds.....56 - Alabama in Auburn, Ala. (Feb. 20, 2017)  
Had 25 assists.....25 - Florida International in Miami, Fla. (Dec. 19, 1993)  
Had 25-29 turnovers.....28 - Georgia in Auburn, Ala. (Feb. 3, 2019)  
Had 30-34 turnovers.....30 - XULA in Auburn, Ala. (Dec. 28, 2017)  
Had 35+ turnovers.....35 - ULM in Auburn, Ala. (Nov. 27, 2017)  
Had 15 steals.....15 - East Carolina in Auburn, Ala. (Dec. 5, 2015)  
Had 10 blocks.....11 - at Baylor [NCAA] in Waco, Texas (March 20, 2016)  
Failed to make a 3-point field goal.....LSU (0-6) in Baton Rouge, La. (Feb. 1, 2016)  
Attempted 35 free throws.....35 - Florida in Gainesville, Fla. (Feb. 28, 2016)  
Made 30 free throws.....30 - Arkansas (Jan. 22, 1995)  
Made 10 three-point field goals.....11 - Kentucky (11-20) in Auburn, Ala. (Feb. 7, 2019)  
Made 15 three-point field goals.....18 - Missouri in Columbia, Mo. (Jan. 6, 2013)  
Scored 41-50 points in a game.....50 - Alabama State in Auburn, Ala. (Dec. 29, 2018)  
Scored 31-40 points in a game.....40 - Georgetown in Nashville, Tenn. (Nov. 24, 2017)  
Scored 30 points or less.....26 - Georgia in Athens, Ga. (Feb. 22, 2015)  
Scored 25 points or less.....25 - Puerto Rico Mayaguez (Dec. 17, 2000)

**Last Time an Opposing Player...**

Scored 30+ points (non-conference).....30 - Nina Davis of Baylor [NCAA] in Waco, Texas (March 20, 2016)  
Scored 30+ points (SEC).....41 - Chelsea Dungee of Arkansas in Fayetteville, Ark. (Feb. 10, 2019)  
Scored 35+ points.....41 - Chelsea Dungee of Arkansas in Fayetteville, Ark. (Feb. 10, 2019)  
Attempted 25 field goals.....27 - Jantel Lavender (9-27) of Ohio State (Nov. 23, 2008)  
Scored 20 points & had 20 rebounds.....Young of Baylor in the WNIT Championship Game, (20 pts./25 rebs.) (Apr. 4, 2003)  
Two players scored 20 points.....Meme Jackson (27) and Rennia Davis (23) of Tennessee in Auburn, Ala. (Jan. 3, 2019)  
Three players scored 20 points.....by LSU in Baton Rouge, Chatman (22 pts), Johnson (21 pts) & Lowery (20 pts) (Jan. 12, 1991)  
Five players scored in double figures.....Lorenzen (10), Needles (11), Lewis (10), Williams (11), Copeland (12) of Florida (Jan. 4, 2015)  
Six players scored in double figures.....Williams (10), Lewis (13), Bonds (18), Peoples (10), Miller (12), Svetec (12) of Florida (Jan. 26, 2014)  
Recorded a double-double.....C. Green (16 pts/11 reb) & Davis (15 pts/10 reb) of Tennessee in Knoxville, Tenn. (Feb. 14, 2019)  
Recorded a double-double with points and assists.....Tyasha Harris (12 pts/11 ast) of South Carolina in Columbia, S.C. (Jan. 11, 2018)  
Recorded a triple-double.....Ceira Ricketts (14 pts./13 rebs./12 ast.) of Arkansas (Jan. 18, 2009)  
Two players recorded a double-double.....C. Green (16 pts/11 reb) & Davis (15 pts/10 reb) of Tennessee in Knoxville, Tenn. (Feb. 14, 2019)  
Committed 10+ turnovers.....12 - Amber Dixon of Louisiana Tech in Auburn, Ala. (Nov. 19, 2017)  
Had 15-19 rebounds.....15 - by N'dea Jones of Texas A&M in Auburn, Ala. (Jan. 24, 2019)  
Had 20+ rebounds.....20 - Caitlyn Ramirez of Troy in Auburn, Ala. (Nov. 11, 2016)  
Had 10 assists.....10 - Evina Westbrook of Tennessee in Knoxville, Tenn. (Feb. 14, 2019)  
Had 15 assists.....16 - Cindy McMahan of Alabama-Huntsville (Nov. 24, 1980)  
Had 5 blocks.....5 - Ashley Knight of Alabama in Tuscaloosa, Ala. (Feb. 18, 2018)  
Had 10 blocks.....Never  
Had 5 steals.....6 - Taylor Murray of Kentucky in Auburn, Ala. (Feb. 7, 2019)  
Made 15 field goals.....15 - Chamique Holdslaw (15-21) of Tennessee (Feb. 1, 1998)  
Made 10 3-point field goals.....11 - Morgan Eye (11-18) of Missouri in Columbia, Mo. (Jan. 6, 2013)

**2018-19 Auburn Individual Highs...****First Half**

Points..... 16, Unique Thompson at Iowa State (11/13/18)  
 Field Goals Made..... 6, 4x; last, Unique Thompson at Vanderbilt (1/17/19)  
 Field Goal Attempts..... 11, Daisa Alexander at Tennessee (2/14/19)  
 3-Point Field Goals Made ..... 3, 5x; last, Daisa Alexander at Tennessee (2/14/19)  
 3-Point Field Goal Attempts ..... 8, Emari Jones vs. Coastal Carolina (12/18/18)  
 Free Throws Made ..... 6, Janiah McKay at New Mexico (11/11/18)  
 Free Throws Attempted ..... 8, Janiah McKay at New Mexico (11/11/18)  
 Rebounds ..... 11, 2x; last, Unique Thompson vs. Oklahoma (12/2/18)  
 Assists ..... 5, 2x; last, Janiah McKay vs. Nicholls State (11/9/18)  
 Blocked Shots..... 2, 4x; last, Erin Howard at Arkansas (2/10/19)  
 Steals ..... 4, Crystal Primm vs. Mississippi State (1/14/19)

**Second Half**

Points..... 17, Brooke Moore vs. Alabama State (12/29/18)  
 Field Goals Made..... 6, 3x; last, Daisa Alexander at Florida (1/6/19)  
 Field Goal Attempts..... 11, 3x; last, Daisa Alexander at Tennessee (2/14/19)  
 3-Point Field Goals Made ..... 3, 4x; last, Brooke Moore vs. Mississippi State (1/14/19)  
 3-Point Field Goal Attempts ..... 8, Brooke Moore vs. Alabama State (12/29/18)  
 Free Throws Made ..... 9, Janiah McKay at St. Joseph's (12/6/18)  
 Free Throws Attempted ..... 10, 2x; last, Crystal Primm vs. Coastal Carolina (12/18/18)  
 Rebounds ..... 11, Unique Thompson vs. UL-Lafayette (11/25/18)  
 Assists ..... 5, Janiah McKay vs. Grambling (11/6/18)  
 Blocked Shots..... 2, 5x; last, Howard/Jackson vs. Alabama State (12/29/18)  
 Steals ..... 5, Crystal Primm vs. Nicholls State (11/9/18)

**Game**

Points..... 23, 2x; last, Janiah McKay at Missouri (1/27/19)  
 Field Goals Made..... 10, Unique Thompson vs. North Carolina (12/20/18)  
 Field Goal Attempts..... 22, Daisa Alexander at Tennessee (2/14/19)  
 3-Point Field Goals Made ..... 5, 2x; last, Brooke Moore vs. Alabama State (12/29/18)  
 3-Point Field Goal Attempts ..... 13, Brooke Moore vs. Alabama State (12/29/18)  
 Free Throws Made ..... 10, 2x; last, Unique Thompson at Ole Miss (1/31/19)  
 Free Throws Attempted ..... 13, Janiah McKay vs. North Carolina (12/20/18)  
 Rebounds ..... 19, Unique Thompson at New Mexico (11/11/18)  
 Assists ..... 10, Janiah McKay vs. Grambling (11/6/18)  
 Blocked Shots..... 3, 3x; last, Erin Howard at Arkansas (2/10/19)  
 Steals ..... 7, Crystal Primm vs. Mississippi State (1/14/19)

**2018-19 Auburn Team Highs...****First Half**

Points..... 51 at Elon (12/22/18)  
 Field Goals Made..... 19 at Elon (12/22/18)  
 Field Goal Attempts..... 41 vs. North Carolina (12/20/18)  
 3-Point Field Goals Made ..... 7 at Elon (12/22/18)  
 3-Point Field Goal Attempts ..... 17 vs. CCU (12/18/18) & vs. Alabama State (12/29/18)  
 Free Throws Made ..... 15 at New Mexico (11/11/18)  
 Free Throws Attempted ..... 20 at New Mexico (11/11/18)  
 Rebounds ..... 29 at New Mexico (11/11/18)  
 Assists ..... 12, 2x; last at XULA (11/28/18)  
 Blocked Shots..... 3, 3x; last vs. Alabama State (12/29/18)  
 Steals ..... 9 vs. North Carolina (12/20/18) & vs. Alabama State (12/29/18)

**Second Half**

Points..... 53 vs. Grambling (11/6/18)  
 Field Goals Made..... 22 vs. Grambling (11/6/18)  
 Field Goal Attempts..... 41 vs. Nicholls State (11/9/18)  
 3-Point Field Goals Made ..... 7 vs. Oklahoma (12/2/18) & at Elon (12/22/18)  
 3-Point Field Goal Attempts ..... 18 vs. Alabama State (12/29/18)  
 Free Throws Made ..... 16 vs. CCU (12/18/18) & vs. Alabama State (12/29/18)  
 Free Throws Attempted ..... 22 vs. Coastal Carolina (12/18/18) & vs. Kentucky (2/7/19)  
 Rebounds ..... 25 vs. Grambling (11/6/18)  
 Assists ..... 16 vs. Grambling (11/6/18)  
 Blocked Shots..... 6 vs. Alabama State (12/29/18)  
 Steals ..... 14 vs. Georgia (2/3/19)

**Game**

Points..... 97 vs. Grambling (11/6/18)  
 Field Goals Made..... 38 vs. Grambling (11/6/18) & at Elon (12/22/18)  
 Field Goal Attempts..... 85 vs. North Carolina (12/20/18)  
 3-Point Field Goals Made ..... 14 at Elon (12/22/18)  
 3-Point Field Goal Attempts ..... 35 vs. Alabama State (12/29/18)  
 Free Throws Made ..... 29 vs. Alabama State (12/29/18)  
 Free Throws Attempted ..... 36 vs. Alabama State (12/29/18)  
 Rebounds ..... 53 vs. Grambling (11/6/18)  
 Assists ..... 24 vs. Grambling (11/6/18)  
 Blocked Shots..... 9 vs. Alabama State (12/29/18)  
 Steals ..... 21 vs. Georgia (2/3/19)  
 Turnovers Forced..... 29 vs. Samford (12/16/18)

**Specialty Statistics (Auburn-Opponent)**

Opponent	Points in the Paint	Points off Turnovers	2nd-Chance Points	Fast-Break Points	Bench Points
Grambling	44-22	28-19	28-9	15-12	26-15
Nicholls State	36-22	29-11	11-2	12-6	17-10
at New Mexico	40-24	16-12	18-11	11-26	12-20
at Iowa State	20-26	19-19	7-14	2-2	5-7
Louisiana-Lafayette	32-24	27-17	7-12	12-4	22-18
at Xavier (La.)	32-20	27-16	16-11	8-2	20-32
Oklahoma	40-30	25-10	11-11	16-6	26-17
at St. Joseph's	36-26	20-4	5-7	14-7	14-22
Samford	26-22	30-3	12-3	6-4	15-24
vs. Coastal Carolina	32-34	30-14	20-20	6-2	19-29
vs. North Carolina	42-26	38-16	24-13	2-6	13-25
at Elon	40-16	27-7	18-7	12-0	41-17
Alabama State	22-18	34-5	18-14	8-6	49-22
Tennessee	34-32	20-13	19-14	2-12	0-3
at Florida	30-14	31-12	5-7	6-4	6-21
at Alabama	42-26	28-18	6-11	8-2	12-3
Mississippi State	20-44	20-15	11-18	13-12	19-27
at Vanderbilt	38-26	24-17	19-7	4-2	13-4
Texas A&M	34-28	26-13	9-13	6-2	14-0
at Missouri	26-16	20-1	10-6	0-0	13-7
at Ole Miss	28-20	15-7	14-15	4-0	9-9
Georgia	28-24	22-11	19-11	2-11	4-17
Kentucky	36-20	22-14	6-7	8-12	17-20
at Arkansas	42-16	20-13	17-13	8-2	15-17
at Tennessee	32-32	12-13	11-16	10-10	9-2
<b>TOTALS</b>	<b>836-608</b>	<b>592-286</b>	<b>341-272</b>	<b>195-152</b>	<b>410-388</b>
<b>Averages</b>	<b>33.4-24.3</b>	<b>23.7-11.4</b>	<b>13.6-10.9</b>	<b>7.8-6.1</b>	<b>16.4-15.5</b>

**Lead-Deficit Comparison**

Opponent	Largest Lead	Largest Deficit	Lead Changes	Ties	Result
Grambling	49 (4th, 0:09)	4 (1st, 8:38)	1	0	W, 97-48
Nicholls State	29 (4th, 6:21)	--	0	0	W, 80-59
at New Mexico	8 (2nd, 8:50)	4 (2nd, 1:14)	15	16	W, 79-76
at Iowa State	15 (2nd, 2:26)	10 (4th, 2:21)	1	2	L, 64-67
Louisiana-Lafayette	16 (4th, 6:20)	--	0	0	W, 71-59
at Xavier (La.)	20 (4th, 5:26)	2 (1st, 9:34)	1	2	W, 77-58
Oklahoma	22 (3rd, 8:09)	8 (1st, 1:21)	3	1	W, 95-79
at St. Joseph's	16 (1st, 0:30)	2, (1st, 8:19)	4	1	W, 81-70
Samford	34 (4th, 9:50)	--	0	0	W, 73-46
vs. Coastal Carolina	8 (4th, 2:32)	7 (2nd, 5:34)	17	7	W, 84-78
vs. North Carolina	11 (3rd, 5:37)	5 (2nd, 9:42)	7	6	W, 86-81 (OT)
at Elon	<b>54 (4th, 0:20)</b>	--	0	0	W, 96-44
Alabama State	37 (4th, 1:14)	--	0	0	W, 83-50
Tennessee	3 (1st, 9:14)	9, (4th, 0:09)	9	8	L, 69-78
at Florida	11 (4th, 0:11)	8 (3rd, 7:32)	10	5	W, 64-56
at Alabama	15 (2nd, 2:35)	2 (1st, 5:34)	2	2	W, 66-56
Mississippi State	--	27 (4th, 5:49)	0	2	L, 59-85
at Vanderbilt	2 (4th, 0:09)	20 (3rd, 7:56)	3	3	W, 72-70
Texas A&M	8 (2nd, 1:51)	11 (4th, 5:58)	6	4	L, 67-69
at Missouri	--	<b>29 (3rd, 4:39)</b>	0	0	L, 65-74
at Ole Miss	22 (4th, 4:39)	1 (2nd, 9:11)	1	4	W, 64-51
Georgia	2 (2nd, 9:13)	13 (4th, 9:43)	11	10	W, 59-58 (OT)
Kentucky	2 (1st, 9:36)	16 (2nd, 5:21)	3	0	L, 68-78
at Arkansas	17 (3rd, 8:29)	5 (1st, 7:44)	8	5	W, 75-72
at Tennessee	7 (2nd, 1:00)	13, (4th, 4:18)	5	5	L, 62-73

**Comparison Statistics (Auburn/Opponent)**

Opponent	1st	2nd	Score	Mar	Total FG	FG Pct	3-Pointers	3FG Pct	Free Throws	FT Pct	Reb.	Mar	Assist	TO	Bk	Stl	Fouls
Grambling	44/20	53/28	97-48	+49	38-71/15-58	.535/.259	9-28/3-15	.321/.200	12-17/15-20	.706/.750	53/26	+27	24/9	18/20	6/0	11/10	18/20
Nicholls State	37/26	43/33	80-59	+21	32-71/20-53	.451/.377	4-18/9-24	.222/.375	12-13/10-11	.923/.909	42/28	+14	19/16	16/24	5/0	18/7	17/14
New Mexico	36/33	33/33	79-76	+3	28-68/24-63	.412/.381	4-17/12-37	.235/.324	19-25/16-24	.760/.667	45/39	+6	11/18	17/17	2/2	10/11	18/18
Iowa State	38/29	26/38	64-67	(3)	23-56/23-62	.411/.371	8-24/9-32	.333/.281	10-17/12-24	.588/.500	36/42	(6)	10/13	16/15	3/3	6/8	22/13
UL-Lafayette	34/26	37/33	71-59	+12	27-61/20-60	.443/.333	6-14/5-17	.429/.294	11-17/14-16	.647/.875	38/37	+1	19/6	22/26	5/2	15/12	20/19
Xavier (La.)	39/30	38/28	77-58	+19	29-66/20-49	.439/.408	10-24/8-33	.417/.364	9-17/10-10	.529/1.000	34/33	+1	22/13	14/25	5/0	14/9	16/16
Oklahoma	44/30	51/49	95-79	+16	36-74/28-61	.486/.459	13-29/10-23	.448/.435	10-13/13-26	.769/.500	39/39	-	15/14	12/21	1/2	12/10	18/17
St. Joseph's	42/30	39/40	81-70	+11	29-54/27-61	.537/.443	5-12/13-32	.417/.406	18-23/3-6	.783/.500	30/30	-	13/21	10/14	0/1	9/4	9/14
Samford	36/17	37/29	73-46	+27	25-64/19-51	.391/.373	6-16/7-21	.375/.333	17-20/1-2	.850/.500	34/36	(2)	10/16	12/29	3/2	15/7	8/20
Coastal Carolina	38/39	46/39	84-78	+6	28-67/27-59	.418/.458	7-27/5-25	.259/.200	21-27/19-26	.778/.731	36/41	(5)	11/10	15/23	0/1	8/7	23/23
North Carolina	34/29	40/35	86-81OT	+5	34-85/32-62	.400/.516	5-22/9-26	.227/.346	13-18/8-9	.722/.889	46/40	+6	8/20	15/27	3/4	20/7	17/20
Elon	51/19	45/25	96-44	+52	38-60/15-49	.633/.306	14-26/4-15	.538/.267	6-7/10-16	.857/.625	37/21	+16	18/9	12/20	3/0	10/7	20/9
Alabama State	37/20	46/30	83-50	+34	22-70/14-47	.314/.298	10-35/5-14	.286/.357	29-36/17-20	.806/.850	42/38	+4	12/9	6/24	9/1	17/2	18/28
Tennessee	35/35	34/43	69-78	(9)	24-70/27-50	.343/.540	6-22/7-15	.273/.467	15-20/17-23	.750/.739	29/43	(14)	10/18	11/23	2/4	9/9	18/18
Florida	25/31	39/25	64-56	+8	24-54/18-52	.444/.346	6-18/11-31	.333/.355	10-14/9-12	.714/.750	34/32	+2	9/12	15/20	1/1	11/7	19/13
Alabama	36/23	30/33	66-56	+10	29-52/22-55	.558/.400	4-14/8-23	.286/.348	4-8/4-7	.500/.571	27/33	(6)	16/14	17/25	2/2	16/9	15/13
Mississippi State	28/38	31/47	59-85	(26)	23-59/29-55	.390/.527	5-20/4-12	.250/.333	8-10/23-30	.444/.767	24/43	(19)	8/16	16/20	2/5	15/8	25/17
Vanderbilt	29/42	43/28	72-70	+2	30-67/25-41	.448/.610	5-18/9-13	.278/.692	7-11/11-15	.636/.733	27/30	(3)	10/19	10/21	1/2	12/4	18/14
Texas A&M	30/22	37/47	67-69	(2)	25-62/23-48	.403/.479	8-20/6-16	.400/.375	9-11/17-28	.818/.607	30/39	(9)	9/10	12/21	0/3	11/5	20/14
Missouri	23/43	42/31	65-74	(9)	26-62/22-45	.419/.489	6-12/12-26	.500/.462	7-16/18-23	.438/.783	28/38	(10)	7/19	6/17	1/5	8/4	20/17
Ole Miss	27/24	37/27	64-51	+13	21-60/18-51	.350/.353	4-20/7-24	.200/.292	18-24/8-11	.750/.727	40/38	+2	16/11	9/20	2/1	14/6	19/16
Georgia	19/22	30/27	59-58OT	+1	20-66/23-50	.303/.460	1-10/8-22	.100/.364	18-25/4-8	.720/.500	38/37	+1	4/17	17/28	1/7	21/7	11/18
Kentucky	28/42	40/36	68-78	(10)	22-52/26-54	.423/.519	2-11/11-20	.182/.550	22-29/11-13	.759/.846	29/27	+2	11/15	15/17	1/2	14/11	16/19
Arkansas	38/24	37/48	75-72	+3	28-61/21-57	.459/.368	5-17/9-25	.294/.360	14-17/21-24	.824/.875	37/32	+5	15/9	11/12	5/1	7/6	23/17
Tennessee	32/27	30/46	62-73	(11)	27-65/27-63	.415/.429	6-19/5-13	.316/.385	2-5/14-16	.400/.875	30/45	(15)	11/16	13/12	2/0	8/10	19/8

**Scoring Breakdown**

(Percentage of total points in parentheses)

Opponent	Front Court	Back Court	Sr.	Jr.	So.	Fr.	Starters	Bench
Grambling	40 (41.2)	57 (58.7)	29	28	18	22	71 (73.2)	26 (26.8)
Nicholls State	22 (27.5)	58 (72.5)	29	28	12	11	63 (78.8)	17 (21.2)
at New Mexico	39 (49.3)	40 (50.7)	24	24	21	10	67 (84.8)	12 (15.2)
at Iowa State	28 (43.8)	36 (56.2)	29	11	21	3	59 (92.2)	5 (7.8)
Louisiana-Lafayette	32 (45.1)	39 (54.9)	21	12	21	17	49 (69.0)	22 (31.0)
at Xavier (La.)	31 (40.3)	46 (59.7)	25	17	21	14	57 (74.0)	20 (26.0)
Oklahoma	34 (35.8)	61 (64.2)	22	33	18	24	69 (72.6)	26 (27.4)
at St. Joseph's	30 (37.0)	51 (63.0)	25	30	12	14	67 (82.7)	14 (17.3)
Samford	19 (26.0)	54 (74.0+)	28	25	5	15	58 (79.5)	15 (20.5)
vs. Coastal Carolina	34 (40.5)	50 (59.5)	37	17	16	14	65 (77.4)	19 (22.6)
vs. North Carolina	42 (48.8)	44 (51.2)	30	24	21	11	73 (84.9)	13 (15.1)
at Elon	43 (44.8)	53 (55.2)	18	23	20	35	55 (57.3)	41 (42.7)
Alabama State	33 (39.8)	50 (60.2)	7	21	11	44	34 (41.0)	49 (59.0)
Tennessee	46 (66.7)	13 (33.3)	10	29	19	11	69 (100.0)	0 (0.0)
at Florida	20 (31.3)	44 (68.7)	16	31	8	9	58 (90.6)	6 (9.4)
at Alabama	33 (50.0)	33 (50.0)	14	32	15	5	54 (81.8)	12 (18.2)
Mississippi State	2 (3.4)	57 (96.6)	6	32	2	19	40 (67.8)	19 (32.2)
at Vanderbilt	23 (31.9)	49 (68.1)	24	22	16	8	59 (81.9)	13 (18.1)
Texas A&M	18 (26.9)	49 (73.1)	23	22	8	14	53 (79.1)	14 (20.9)
at Missouri	21 (32.3)	44 (67.7)	23	23	6	13	52 (80.0)	13 (20.0)
at Ole Miss	32 (50.0)	32 (50.0)	6	21	20	17	55 (85.9)	9 (14.1)
Georgia	34 (57.6)	25 (42.4)	22	16	14	7	55 (93.2)	4 (6.8)
Kentucky	35 (51.4)	33 (48.6)	18	13	20	17	51 (75.0)	17 (25.0)
at Arkansas	31 (41.3)	34 (58.7)	15	27	15	18	60 (80.0)	15 (20.0)
at Tennessee	19 (30.6)	43 (69.4)	12	26	14	10	53 (85.5)	9 (14.5)



**Game-by-Game Leaders**

	<b>Points</b>	<b>Rebounds</b>	<b>Assists</b>	<b>Steals</b>	<b>Blocked Shots</b>
Grambling	16-McKay/Benton	13-Unique Thompson	10-Janiah McKay	3-McKay/Benton	2-McKay/Thompson
Nicholls State	20-Daisa Alexander	10-Unique Thompson	7-Janiah McKay	5-Crystal Primm	2-Unique Thompson
at New Mexico	19-Thompson/McKay	19-Unique Thompson	6-Janiah McKay	3-Alexander/McKay	1-Thompson/Howard
at Iowa State	19-Unique Thompson	14-Unique Thompson	3-McKay/Jones	2-Daisa Alexander	2-Unique Thompson
UL-Lafayette	16-Unique Thompson	13-Unique Thompson	8-Daisa Alexander	4-Unique Thompson	3-Abigail Jackson
at Xavier (La.)	16-Emari Jones	8-Unique Thompson	7-Janiah McKay	3-Thompson/Alexander	2-Abigail Jackson
Oklahoma	19-Daisa Alexander	17-Unique Thompson	5-Daisa Alexander	3-Crystal Primm	1-Crystal Primm
at St. Joseph's	21-Janiah McKay	6-Unique Thompson	4-McKay/Alexander	4-Janiah McKay	(none)
Samford	20-Janiah McKay	6-Unique Thompson	4-Janiah McKay	4-Janiah McKay	1-(three players)
vs. Coastal Carolina	21-Janiah McKay	7-Unique Thompson	4-Janiah McKay	3-Emari Jones	(none)
vs. North Carolina	21-McKay/Thompson	18-Unique Thompson	4-Janiah McKay	4-(three players)	1-(three players)
at Elon	17-Crystal Primm	7-Primm/Howard	4-Janiah McKay	3-Daisa Alexander	2-Erin Howard
Alabama State	23-Brooke Moore	8-Unique Thompson	3-Janiah McKay	3-(three players)	3-Unique Thompson
Tennessee	19-Unique Thompson	12-Unique Thompson	3-Daisa Alexander	3-Daisa Alexander	1-Thompson/Jackson
at Florida	22-Daisa Alexander	9-Unique Thompson	6-Janiah McKay	5-Daisa Alexander	1-Erin Howard
at Alabama	22-Daisa Alexander	9-Unique Thompson	5-Erin Howard	4-Daisa Alexander	1-Howard/Jackson
Mississippi State	18-Daisa Alexander	5-Daisa Alexander	3-McKay/Sanders	7-Crystal Primm	1-Moore/Sanders
at Vanderbilt	19-Janiah McKay	13-Unique Thompson	6-Janiah McKay	4-Primm/McKay	1-Unique Thompson
Texas A&M	17-Janiah McKay	10-Unique Thompson	3-Janiah McKay	4-Crystal Primm	(none)
at Missouri	23-Janiah McKay	7-Unique Thompson	2-Alexander/Thompson	2-Primm/Moore	1-Crystal Primm
at Ole Miss	20-Unique Thompson	12-Unique Thompson	6-Janiah McKay	4-Daisa Alexander	1-Thompson/White
Georgia	18-Janiah McKay	9-Thompson/Primm	2-Erica Sanders	5-Janiah McKay	1-Unique Thompson
Kentucky	20-Unique Thompson	6-Unique Thompson	5-Crystal Primm	6-Crystal Primm	1-Daisa Alexander
at Arkansas	18-Daisa Alexander	12-Unique Thompson	6-Janiah McKay	2-(three players)	3-Erin Howard
at Tennessee	22-Daisa Alexander	12-Unique Thompson	3-Daisa Alexander	4-Daisa Alexander	1-Thompson/Jackson

**2018-19 Starting Lineups**

	<b>Point Guard (1)</b>	<b>Wing (2)</b>	<b>Wing (3)</b>	<b>Wing (4)</b>	<b>Post (5)</b>
Grambling	Janiah McKay	Daisa Alexander	Crystal Primm	Emari Jones	Unique Thompson
Nicholls State	Janiah McKay	Daisa Alexander	Crystal Primm	Emari Jones	Unique Thompson
at New Mexico	Janiah McKay	Daisa Alexander	Crystal Primm	Emari Jones	Unique Thompson
at Iowa State	Janiah McKay	Daisa Alexander	Crystal Primm	Emari Jones	Unique Thompson
Louisiana-Lafayette	Janiah McKay	Daisa Alexander	Crystal Primm	Emari Jones	Unique Thompson
at Xavier (La.)	Janiah McKay	Daisa Alexander	Crystal Primm	Emari Jones	Unique Thompson
Oklahoma	Janiah McKay	Daisa Alexander	Crystal Primm	Emari Jones	Unique Thompson
at St. Joseph's	Janiah McKay	Daisa Alexander	Crystal Primm	Emari Jones	Unique Thompson
Samford	Janiah McKay	Daisa Alexander	Crystal Primm	Emari Jones	Unique Thompson
vs. Coastal Carolina	Janiah McKay	Daisa Alexander	Crystal Primm	Emari Jones	Unique Thompson
vs. North Carolina	Janiah McKay	Daisa Alexander	Crystal Primm	Emari Jones	Unique Thompson
at Elon	Janiah McKay	Daisa Alexander	Crystal Primm	Emari Jones	Unique Thompson
Alabama State	Janiah McKay	Daisa Alexander	Crystal Primm	Emari Jones	Unique Thompson
Tennessee	Janiah McKay	Daisa Alexander	Crystal Primm	Erin Howard	Unique Thompson
at Florida	Janiah McKay	Daisa Alexander	Crystal Primm	Erin Howard	Unique Thompson
at Alabama	Janiah McKay	Daisa Alexander	Crystal Primm	Erin Howard	Unique Thompson
Mississippi State	Janiah McKay	Daisa Alexander	Crystal Primm	Erin Howard	Unique Thompson
at Vanderbilt	Janiah McKay	Daisa Alexander	Crystal Primm	Erin Howard	Unique Thompson
Texas A&M	Janiah McKay	Daisa Alexander	Erica Sanders	Crystal Primm	Unique Thompson
at Missouri	Janiah McKay	Daisa Alexander	Erica Sanders	Crystal Primm	Unique Thompson
at Ole Miss	Janiah McKay	Daisa Alexander	Crystal Primm	Erin Howard	Unique Thompson
Georgia	Janiah McKay	Daisa Alexander	Crystal Primm	Erin Howard	Unique Thompson
Kentucky	Janiah McKay	Daisa Alexander	Crystal Primm	Erin Howard	Unique Thompson
at Arkansas	Janiah McKay	Daisa Alexander	Crystal Primm	Erin Howard	Unique Thompson
at Tennessee	Janiah McKay	Daisa Alexander	Crystal Primm	Erin Howard	Unique Thompson

**Record by Starting Lineup**

McKay, Alexander, Primm, Jones, Thompson	.....12-1 (.923)
McKay, Alexander, Primm, Howard, Thompson	.....6-4 (.600)
McKay, Alexander, Sanders, Primm, Thompson	.....0-2 (.000)



# Terri

# WILLIAMS-FOURNOY

Head Coach

Seventh Season at Auburn • 15th as a Head Coach • 27th Season in coaching

Hampton, Va. • Penn State, 1991

• Has taken her teams to postseason appearances in eight of the last 10 years, including five NCAA Tournament appearances

- Led Auburn to 19 or more wins in three of her first five years
- Has had six players selected to All-SEC teams
- Auburn has forced an average of 20.0+ turnovers per game under Coach Flo
- Led Auburn to the postseason in four of her first five seasons, advancing to WNIT Quarterfinals in 2013 and Third Round in 2014, along with NCAA Tournament in 2016 and 2017
- Won her 100th game at Auburn on Feb. 8, 2018, defeating LSU 70-62
- Picked up her 200th career head coaching victory Dec. 5, 2015 at home vs. East Carolina
- Won 250th career game at Xavier (La.) on Nov. 28, 2018
- Recorded her 400th career win as a collegiate coach in Auburn's 68-58 win over Hofstra on Dec. 9, 2012
- Won her 500th game as a collegiate coach with victory over Louisiana-Lafayette on Nov. 25, 2018

2018

- Picked up first SEC win in 50-47 win over #23 Arkansas in 2013
- Earned second win over ranked opponent at Auburn and snapped 21-game skid to #16 Vanderbilt with 68-62 win in Nashville on Feb. 13, 2014
- Picked up first top-10 win with a 66-61 victory over #7 Kentucky on Jan. 3, 2016
- Has 263 wins as a head coach and 251 as an assistant for a .620 winning percentage over 27 years as a collegiate coach
- Has been part of six conference championships and 20 post-season appearances as an assistant and head coach
- 2010 Black Coaches Association Coach of the Year
- Served as an assistant coach for Team USA that won a gold medal at the 2011 World University Games in Shenzhen, China
- Coached teams to 14 NCAA Tournament appearances, nine as an assistant and five as a head coach
- Has coached 24 players that have gone on to the professional ranks, including seven in the WNBA
- As an assistant, helped coach Georgia to an NCAA Final Four appearance and two NCAA Elite Eight appearances
- Coached three Georgetown players to three all-conference honors and one All-America award
- Has a 602-352 record in 31 seasons as a head coach, assistant coach and player
- Helped coach Georgetown to a Big East title in 1992
- As an assistant coach at Southwest Missouri State, helped the team to two straight NCAA Tournaments and two consecutive Missouri Valley Conference Tournament titles

All-time record as player and coach: 602-353 (.631) 31 seasons

Record as collegiate player: 88-36 (.709) 4 seasons

Record as collegiate coach: 514-317 (.620) 27 seasons

Record as collegiate assistant coach: 251-117 (.683) 12 seasons

Record as collegiate head coach: 263-202 (.566) 15 seasons

Record as Auburn head coach: 120-98 (.551) 7 seasons

## Williams-Flournoy Year-by-Year

### Penn State, Player (1987-91)

Year	Record	Conf.	Other Information
1987-88	20-13	11-7	NCAA Second Round
1988-89	14-14	12-6	
1989-90	25-7	15-3	NCAA Second Round
1990-91	29-2	17-1	NCAA Second Round

### Georgetown, Assistant Coach (1992-96)

Year	Record	Conf.	Other Information
1992-93	23-7	15-3	Big East Champions NCAA Sweet 16
1993-94	12-15	6-12	
1994-95	11-17	6-12	
1995-96	12-15	7-11	

### Georgia, Assistant Coach (1996-2002)

Year	Record	Conf.	Other Information
1996-97	25-6	11-1	SEC Champions NCAA Elite Eight
1997-98	17-11	8-6	NCAA First Round
1998-99	27-7	9-5	NCAA Final Four
1999-2000	32-4	13-1	SEC Champions NCAA Elite Eight
2000-01	27-6	11-3	SEC Tournament Champions NCAA Second Round
2001-02	19-11	6-8	NCAA First Round

### Southwest Missouri State, Assistant Coach (2002-04)

Year	Record	Conf.	Other Information
2002-03	18-13	11-7	MVC Tournament Champions NCAA First Round
2003-04	28-4	16-2	Missouri Valley Champions MVC Tournament Champions NCAA First Round

### Georgetown, Head Coach (2004-12)

Year	Record	Conf.	Other Information
2004-05	12-16	7-9	
2005-06	10-17	3-13	
2006-07	13-16	3-13	
2007-08	15-14	5-11	
2008-09	20-14	7-9	WNIT Quarterfinals
2009-10	26-7	13-3	NCAA Second Round
2010-11	24-11	9-7	NCAA Sweet 16
2011-12	23-9	11-5	NCAA Second Round

### Auburn, Head Coach (2012-present)

Year	Record	Conf.	Other Information
2012-13	19-15	5-11	WNIT Quarterfinals
2013-14	19-15	7-9	WNIT Third Round
2014-15	13-18	3-13	
2015-16	20-13	8-8	NCAA Second Round
2016-17	17-15	7-9	NCAA First Round
2017-18	14-15	5-11	
2018-19	18-7	6-6	



# Daisa ALEXANDER

# #0

Junior • Guard • 5-8

Decatur, Ga.

**\*\*2018 SEC All-Defensive Team\*\***

Southwest DeKalb HS

- Has scored in double-digits in 10 of 12 SEC games; led Auburn in 5 SEC games
- Averaging 17.0 points in SEC road games
- Hit game-winning jumper + free throw with 17 seconds left in 79-76 win at New Mexico (11/11)
- Led Tigers with 20 points on 7-12 shooting (4-5 FT) vs. Nicholls State (11/9)
- Scored 13 points and had a career-high 8 rebounds in season-opening win over Grambling (11/6)
- Led SEC in steals (2.8/game) as sophomore; named to 2018 SEC All-Defensive Team
- Averaged 14.2 points as sophomore, 2nd-best on team
- Double-digit scoring in 25 of 29 games in 2017-18
- Scored career-high 25 points on 9-14 shooting at Indiana while playing just 20 minutes off the bench (12/3); 12 points in 4th quarter

**SEASON HIGHS**

Points	22	3x; last at Tennessee	2/14/19
Rebounds	8	vs. Grambling	11/6/18
Assists	8	vs. UL-Lafayette	11/25/18
Blocks	1	vs. Kentucky	2/7/19
Steals	5	at Florida	1/6/19
Field Goals	9	2x; last at Tennessee	2/14/19
Field Goal Attempts	22	at Tennessee	2/14/19
3-Point Field Goals	4	at Tennessee	2/14/19
3-Point FG Attempts	10	at Tennessee	2/14/19
Free Throws	4	vs. Nicholls State	11/9/18
Free Throw Attempts	6	vs. Mississippi State	1/14/19

**CAREER HIGHS**

Points	25	at Indiana	12/3/17
Rebounds	8	vs. Grambling	11/6/18
Assists	8	vs. UL-Lafayette	11/25/18
Blocks	2	at Kentucky	2/1/18
Steals	7	at LSU	1/18/18
Field Goals	9	5x; last at Tennessee	2/14/19
Field Goal Attempts	23	at Tennessee	1/4/18
3-Point Field Goals	4	at Tennessee	2/14/19
3-Point FG Attempts	10	at Tennessee	2/14/19
Free Throws	6	vs. Xavier (La.)	12/28/17
Free Throw Attempts	8	vs. Xavier (La.)	12/28/17

Opponent	Start	Min.	FG-A	3PT-A	FT-A	O-D-T	PF	Ast.	TO	Blk.	St.	Pts.
GRAMBLING STATE	*	35	6-14	1-6	0-0	2-6-8	1	3	3	0	0	13
NICHOLLS STATE	*	31	7-12	2-5	4-5	3-2-5	0	1	1	0	2	20
at New Mexico	*	28	6-16	0-4	2-4	1-3-4	4	0	2	0	3	14
at Iowa State	*	22	2-5	0-3	0-0	0-2-2	4	1	2	0	2	4
LOUISIANA-LAFAYETTE	*	31	1-8	1-1	0-0	0-1-1	3	8	6	0	3	3
at Xavier (La.)	*	22	5-9	3-3	0-0	3-3-6	2	5	1	0	3	13
OKLAHOMA	*	30	7-15	3-7	2-2	0-5-5	1	5	3	0	2	19
at St. Joseph's	*	34	5-10	3-5	3-4	0-2-2	1	2	1	0	1	16
SAMFORD	*	31	6-13	1-5	3-3	2-3-5	0	2	1	0	3	16
vs. Coastal Carolina	*	11	1-4	1-2	0-0	0-0-0	0	2	2	0	0	3
vs. North Carolina	*	31	3-12	0-2	0-0	1-4-5	2	1	4	0	4	6
at Elon	*	24	2-5	1-3	1-2	0-1-1	1	0	1	0	3	6
ALABAMA STATE	*	19	3-9	2-5	1-3	0-1-1	0	0	0	1	2	9
TENNESSEE	*	33	4-17	2-8	3-4	0-2-2	4	3	3	0	3	13
at Florida	*	35	8-15	3-7	3-5	0-2-2	2	0	2	0	5	22
at Alabama	*	30	9-13	3-6	1-1	0-3-3	2	2	1	0	4	22
MISSISSIPPI STATE	*	25	7-13	1-5	3-6	2-3-5	4	1	5	0	3	18
at Vanderbilt	*	30	5-15	2-6	2-2	2-1-3	1	0	1	0	2	14
TEXAS A&M	*	25	4-12	3-7	1-2	1-2-3	4	0	2	0	0	12
at Missouri	*	28	4-12	3-4	0-0	0-3-3	5	2	2	0	0	11
at Ole Miss	*	27	4-11	2-6	0-0	1-2-3	3	1	0	0	4	10
GEORGIA	*	33	1-11	0-3	1-2	0-2-2	2	1	2	0	4	3
KENTUCKY	*	13	0-2	0-1	2-2	1-1-2	2	0	1	1	0	2
at Arkansas	*	31	7-14	2-6	2-2	2-1-3	4	1	0	0	2	18
at Tennessee	*	35	9-22	4-10	0-0	0-2-2	3	3	1	0	4	22
ALABAMA												
MISSOURI												
SOUTH CAROLINA												
at LSU												

**ALEXANDER'S CAREER STATISTICS**

Season	gp-gs	min/avg	Total		3-Point		F-Throws		Rebounds				Scoring							
			fg-fga	pct	fg-fga	pct	ft-fta	pct	off	def	tot	avg	pf	fo	ast	to	blk	stl	pts	avg
2016-17	20-0	113/5.7	9-37	.243	1-10	.100	7-10	.700	9	8	17	0.9	18	0	1	10	0	9	26	1.3
2017-18	29-11	746/25.7	157-403	.390	41-122	.336	57-77	.740	17	59	76	2.6	73	0	39	79	3	80	412	14.2
2018-19	25-25	687/27.5	116-289	.401	43-121	.355	34-49	.694	21	57	78	3.1	55	1	44	47	2	59	309	12.4
<b>TOTAL</b>	<b>74-36</b>	<b>1546/20.9</b>	<b>282-729</b>	<b>.387</b>	<b>85-253</b>	<b>.336</b>	<b>98-136</b>	<b>.721</b>	<b>47</b>	<b>124</b>	<b>171</b>	<b>2.3</b>	<b>146</b>	<b>1</b>	<b>84</b>	<b>136</b>	<b>5</b>	<b>148</b>	<b>747</b>	<b>10.1</b>



# Robyn BENTON

# #1

Freshman • Guard • 5-9

Conyers, Ga.

Greater Atlanta Christian HS

**• SEC Freshman of the Week (1/22)**

- Made game-winning shot + free throw with 8.6 seconds left to finish off 20-point comeback win at Vanderbilt (1/17)
- Hit 5-of-5 3-point attempts and scored 15 points in win at Elon (12/22)
- Scored 14 points and was 4-5 on 3-pointers in win over Oklahoma (12/2)
- Shared team lead with 16 points and hit three 3-pointers in collegiate debut vs. Grambling (11/6)
- Five-star prospect, rated No. 17 overall nationally, No. 6 guard by ESPN HoopGurlz
- Atlanta Journal-Constitution first-team all-state as a junior; GHSA Class AAA Player of the Year as a junior
- Sister of former Tennessee football player Inky Johnson

**SEASON/CAREER HIGHS**

Points	16	vs. Grambling	11/6/18
Rebounds	5	at XULA	11/28/18
Assists	3	2x; last at XULA	11/28/18
Blocks	1	2x; last vs. Nicholls State	11/9/18
Steals	3	vs. Grambling	11/6/18
Field Goals	6	vs. Grambling	11/6/18
Field Goal Attempts	12	vs. Grambling	11/6/18
3-Point Field Goals	5	at Elon	12/22/18
3-Point FG Attempts	8	vs. Grambling	11/6/18
Free Throws	3	4x; last at Ole Miss	1/31/19
Free Throw Attempts	4	3x; last at Ole Miss	1/31/19

Opponent	Start	Min.	FG-A	3PT-A	FT-A	O-D-T	PF	Ast.	TO	Blk.	St.	Pts.
GRAMBLING STATE		24	6-12	3-8	1-2	0-1-1	0	3	1	1	3	16
NICHOLLS STATE		18	4-8	1-3	0-0	0-1-1	3	0	1	1	0	9
at New Mexico		18	1-4	0-1	0-0	0-1-1	2	1	1	0	1	2
at Iowa State		19	1-6	1-5	0-0	0-0-0	1	0	2	0	1	3
LOUISIANA-LAFAYETTE		24	5-7	2-3	3-4	1-1-2	2	1	0	0	2	15
at Xavier (La.)		17	2-5	1-2	0-2	3-2-5	1	3	1	0	1	5
OKLAHOMA		15	5-7	4-5	0-0	0-0-0	1	0	0	0	2	14
at St. Joseph's		6	0-0	0-0	0-0	1-0-1	0	0	0	0	0	0
SAMFORD		24	4-10	2-4	0-0	2-1-3	1	0	0	0	2	10
vs. Coastal Carolina		25	1-9	1-4	0-0	1-3-4	0	2	1	0	0	5
vs. North Carolina		11	1-5	0-1	0-0	0-0-0	2	1	0	0	1	2
at Elon		16	5-5	5-5	0-0	0-1-1	3	2	0	0	2	15
ALABAMA STATE		22	3-10	2-7	3-4	1-1-2	1	0	0	0	0	11
TENNESSEE		8	0-3	0-1	0-0	0-0-0	0	0	1	0	0	0
at Florida		4	0-0	0-0	0-0	0-0-0	2	0	1	0	0	0
at Alabama		11	1-5	1-2	0-0	0-2-2	0	0	1	0	1	3
MISSISSIPPI STATE		9	1-6	0-3	1-2	0-1-1	1	0	0	0	1	3
at Vanderbilt		15	2-3	1-2	3-3	2-1-3	1	0	0	0	0	8
TEXAS A&M		17	4-7	3-6	0-0	0-1-1	2	2	1	0	1	11
at Missouri		6	0-0	0-0	0-0	0-1-1	0	0	0	0	0	0
at Ole Miss		17	1-5	0-3	3-4	1-3-4	1	0	0	0	2	5
GEORGIA		4	0-2	0-1	0-0	0-0-0	0	0	1	0	0	0
KENTUCKY		15	3-5	1-3	1-2	0-0-0	2	0	0	0	1	8
at Arkansas		12	4-8	2-4	1-2	1-0-1	1	0	1	0	0	11
at Tennessee		14	3-5	1-2	0-0	0-0-0	2	1	1	0	2	7
ALABAMA												
MISSOURI												
SOUTH CAROLINA												
at LSU												

**BENTON'S CAREER STATISTICS**

Season	gp-gs	min/avg	Total		3-Point		F-Throws		Rebounds				Scoring							
			fg-fga	pct	fg-fga	pct	ft-fta	pct	off	def	tot	avg	pf	fo	ast	to	blk	stl	pts	avg
2018-19	25-0	373/14.9	57-137	.416	31-75	.413	18-27	.667	12	19	31	1.2	33	0	16	13	2	24	163	6.5
TOTAL	25-0	373/14.9	57-137	.416	31-75	.413	18-27	.667	12	19	31	1.2	33	0	16	13	2	24	163	6.5



# Brooke MOORE

# #2

Freshman • Guard • 5-7

McDonough, Ga.

Henry County HS

**• SEC Freshman of the Week (12/31)**

- Led Auburn with career-high 23 points, hit five 3-pointers in win over Alabama State (12/29); also made half-court shot at halftime
- Scored SEC-best 16 points, making four 3-pointers
- Scored 14 points and hit 4 3-pointers in win at Elon (12/22); helped set single-game 3-point record for 2nd time in less than a month
- Made collegiate debut at Xavier (La.); scored 3 points
- Missed first five games with injury
- Five-star prospect, No. 42 overall prospect and No. 11 guard by ESPN HoopGurlz
- Averaged 22.3 points, 4.0 assists, 3.0 steals per game as HS senior; shot 41% on 3-pointers and 81% on free throws
- Georgia Class AAAA Player of the Year as a senior; 3-time AJC Player of the Year

**SEASON/CAREER HIGHS**

Points	23	vs. Alabama State	12/29/18
Rebounds	4	vs. Coastal Carolina	12/18/18
Assists	3	at Elon	12/22/18
Blocks	1	vs. Mississippi State	1/14/19
Steals	2	at Missouri	1/27/19
Field Goals	6	2x; last vs. Mississippi State	1/14/19
Field Goal Attempts	15	vs. Alabama State	12/29/18
3-Point Field Goals	5	vs. Alabama State	12/29/18
3-Point FG Attempts	13	vs. Alabama State	12/29/18
Free Throws	6	vs. Alabama State	12/29/18
Free Throw Attempts	6	vs. Alabama State	12/29/18

Opponent	Start	Min.	FG-A	3PT-A	FT-A	O-D-T	PF	Ast.	TO	Blk.	St.	Pts.
GRAMBLING STATE						--DNP--						
NICHOLLS STATE						--DNP--						
at New Mexico						--DNP--						
at Iowa State						--DNP--						
LOUISIANA-LAFAYETTE						--DNP--						
at Xavier (La.)	14		1-9	1-6	0-0	0-1-1	0	1	0	0	0	3
OKLAHOMA	11		2-5	2-5	0-0	1-0-1	1	1	1	0	0	6
at St. Joseph's	12		4-9	2-5	0-0	0-2-2	0	0	0	0	0	10
SAMFORD						--DNP--						
vs. Coastal Carolina	14		2-6	1-4	0-0	1-3-4	0	2	1	0	0	5
vs. North Carolina	8		2-5	2-4	0-0	0-0-0	0	0	0	0	0	6
at Elon	18		5-11	4-10	0-0	0-3-3	2	3	2	0	1	14
ALABAMA STATE	23		6-15	5-13	6-6	0-1-1	1	2	0	0	1	23
TENNESSEE	11		0-4	0-3	0-0	0-1-1	0	0	0	0	0	0
at Florida	17		2-9	2-7	0-0	1-1-2	0	0	0	0	0	6
at Alabama	7		0-0	0-0	0-0	0-0-0	1	0	1	0	1	0
MISSISSIPPI STATE	17		6-11	4-9	0-0	0-0-0	2	0	2	1	1	16
at Vanderbilt	5		0-1	0-0	0-0	0-0-0	1	0	1	0	0	0
TEXAS AGM	8		1-2	1-2	0-0	0-0-0	0	0	0	0	0	3
at Missouri	17		3-8	2-5	2-2	0-0-0	2	0	0	0	2	10
at Ole Miss	17		0-8	0-5	0-0	1-1-2	0	0	1	0	0	0
GEORGIA	15		0-4	0-1	0-0	1-1-2	0	0	1	0	1	0
KENTUCKY	16		2-8	1-5	0-0	0-1-1	0	0	0	0	2	5
at Arkansas	4		0-2	0-2	0-0	0-0-0	1	0	0	0	0	0
at Tennessee						--DNP--						
ALABAMA												
MISSOURI												
SOUTH CAROLINA												
at LSU												

**MOORE'S CAREER STATISTICS**

Season	gp-gs	min/avg	Total		3-Point		F-Throws		Rebounds				Scoring							
			fg-fga	pct	fg-fga	pct	ft-fta	pct	off	def	tot	avg	pf	fo	ast	to	blk	stl	pts	avg
2018-19	18-0	233/12.9	36-117	.308	27-86	.314	8-8	1.000	5	15	20	1.1	11	0	9	10	1	9	107	5.9
TOTAL	18-0	233/12.9	36-117	.308	27-86	.314	8-8	1.000	5	15	20	1.1	11	0	9	10	1	9	107	5.9



# Erica SANDERS

# #3

Senior • Guard • 5-10

San Antonio, Texas

Johnson HS

- Made first start of season and second of career vs. Texas A&M (1/24); scored 6 points and had 3 rebounds
- Hit first career 3-pointer to beat 3rd-quarter buzzer in huge comeback win at Vanderbilt (1/17)
- Scored 6 points on 3-3 FG at Alabama (1/10)
- Had 6 rebounds, 3 steals vs. Alabama State (12/29)
- Returned to action vs. North Carolina (12/20); hit two free throws in overtime
- Missed first nine games with knee injury suffered in preseason
- Career-high 6 steals along with 6 points in win over Louisiana Tech (11/19/17)
- Scored career-high 9 points in win over Ole Miss (1/8/17)
- Hit go-ahead jumper with 50 seconds left in comeback win over Indiana (11/27/16)

**SEASON HIGHS**

Points	6	2x; last vs. Texas A&M	1/24/19
Rebounds	6	vs. Alabama State	12/29/18
Assists	3	vs. Mississippi State	1/14/19
Blocks	1	vs. Mississippi State	1/14/19
Steals	4	vs. Georgia	2/3/19
Field Goals	3	2x; last vs. Texas A&M	1/24/19
Field Goal Attempts	4	2x; last vs. Texas A&M	1/24/19
3-Point Field Goals	1	at Vanderbilt	1/17/19
3-Point FG Attempts	1	at Vanderbilt	1/17/19
Free Throws	2	2x; last vs. Georgia	2/3/19
Free Throw Attempts	2	2x; last vs. Georgia	2/3/19

Opponent	Start	Min.	FG-A	3PT-A	FT-A	O-D-T	PF	Ast.	TO	Blk.	St.	Pts.
GRAMBLING STATE						--DNP--						
NICHOLLS STATE						--DNP--						
at New Mexico						--DNP--						
at Iowa State						--DNP--						
LOUISIANA-LAFAYETTE						--DNP--						
at Xavier (La.)						--DNP--						
OKLAHOMA						--DNP--						
at St. Joseph's						--DNP--						
SAMFORD						--DNP--						
vs. Coastal Carolina						--DNP--						
vs. North Carolina		11	0-0	0-0	2-2	1-2-3	4	0	1	0	0	2
at Elon		3	0-0	0-0	0-0	0-0-0	0	0	0	0	0	0
ALABAMA STATE		11	0-0	0-0	0-0	4-2-6	1	1	1	0	3	0
TENNESSEE		14	0-1	0-0	0-0	1-1-2	3	1	0	0	0	0
at Florida		14	0-1	0-0	0-0	0-1-1	1	0	0	0	1	0
at Alabama		21	3-3	0-0	0-0	0-0-0	3	1	0	0	2	6
MISSISSIPPI STATE		23	0-0	0-0	0-0	0-1-1	3	3	0	1	0	0
at Vanderbilt		17	2-4	1-1	0-0	0-0-0	4	0	0	0	0	5
TEXAS A&M		* 29	3-4	0-0	0-0	1-3-4	3	1	0	0	0	6
at Missouri		* 26	0-2	0-0	0-0	1-2-3	4	1	1	0	1	0
at Ole Miss		12	0-1	0-0	0-0	0-1-1	2	2	0	0	0	0
GEORGIA		29	1-2	0-0	2-2	0-2-2	1	2	1	0	4	4
KENTUCKY		23	2-3	0-0	0-0	0-3-3	2	2	0	0	1	4
at Arkansas		18	1-2	0-0	0-0	1-1-2	4	0	2	0	0	2
at Tennessee		12	0-3	0-1	0-0	0-2-2	2	1	0	0	1	0
ALABAMA												
MISSOURI												
SOUTH CAROLINA												
at LSU												

**CAREER HIGHS**

Points	9	vs. Ole Miss	1/8/17
Rebounds	7	at Arkansas	2/26/17
Assists	5	vs. Tennessee	1/19/17
Blocks	1	4x; last vs. Mississippi State	1/14/19
Steals	6	vs. Louisiana Tech	11/19/17
Field Goals	4	5x; last vs. ULM	11/29/17
Field Goal Attempts	11	vs. Missouri	2/21/16
3-Point Field Goals	1	at Vanderbilt	1/17/19
3-Point FG Attempts	1	10x; last at Vanderbilt	1/17/19
Free Throws	4	vs. St. John's	3/18/16
Free Throw Attempts	4	3x; last at Virginia Tech	11/13/17

**SANDERS' CAREER STATISTICS**

Season	gp-gs	min/avg	Total		3-Point		F-Throws		Rebounds				Scoring							
			fg-fga	pct	fg-fga	pct	ft-fta	pct	off	def	tot	avg	pf	fo	ast	to	blk	stl	pts	avg
2015-16	33-0	569/17.2	40-103	.388	0-7	.000	15-20	.750	39	46	85	2.6	88	2	30	33	0	33	95	2.9
2016-17	29-1	566/19.5	28-78	.359	0-1	.000	9-12	.750	45	45	90	3.1	78	3	35	21	5	42	65	2.2
2017-18	20-0	307/15.4	14-33	.424	0-1	.000	4-6	.667	12	12	24	1.2	38	0	8	22	0	31	32	1.6
2018-19	15-2	263/17.5	12-26	.462	1-2	.500	4-4	1.000	9	21	30	2.0	37	0	15	6	1	13	29	1.9
<b>TOTAL</b>	<b>97-3</b>	<b>1705/17.6</b>	<b>94-240</b>	<b>.392</b>	<b>1-11</b>	<b>.091</b>	<b>32-42</b>	<b>.762</b>	<b>105</b>	<b>124</b>	<b>229</b>	<b>2.4</b>	<b>241</b>	<b>5</b>	<b>88</b>	<b>82</b>	<b>6</b>	<b>119</b>	<b>221</b>	<b>2.3</b>



# Abigayle JACKSON

# #4

Sophomore • Forward • 6-3

Little Rock, Ark.

Little Rock Central HS

- Matched season-high of 6 points on 3-3 shooting at XULA (11/28)
- Had 4 points, 5 rebounds in season-opener vs. Grambling (11/6)
- Played in 28 of 29 games as a freshman; started final 12 games of season
- Averaged 2.0 points, 1.7 rebounds as freshman; led team with 22 blocks (0.8/game)
- Made first collegiate start at LSU (1/18), had 4 points, 4 rebounds and 3 steals in 19 minutes of action
- Career-high 13 points, 3 steals at Texas A&M (2/4); played career-high 26 minutes
- Ranked as No. 1 player in state of Arkansas in class of 2017

### SEASON HIGHS

Points	6	3x; last at Elon	12/22/18
Rebounds	6	vs. Nicholls State	11/9/18
Assists	1	4x; last vs. Samford	12/16/18
Blocks	3	vs. UL-Lafayette	11/25/18
Steals	2	at XULA	11/28/18
Field Goals	3	2x; last at Elon	12/22/18
Field Goal Attempts	5	vs. Alabama State	12/29/18
3-Point Field Goals	1	vs. UL-Lafayette	11/25/18
3-Point FG Attempts	2	vs. UL-Lafayette	11/25/18
Free Throws	2	vs. Nicholls State	11/9/18
Free Throw Attempts	2	vs. Nicholls State	11/9/18

Opponent	Start	Min.	FG-A	3PT-A	FT-A	O-D-T	PF	Ast.	TO	Blk.	St.	Pts.
GRAMBLING STATE		10	2-2	0-0	0-0	3-2-5	2	1	0	1	0	4
NICHOLLS STATE		16	2-3	0-0	2-2	4-2-6	1	1	3	0	0	6
at New Mexico		4	1-1	0-0	0-0	0-0-0	3	0	0	0	0	2
at Iowa State		4	1-3	0-1	0-0	0-1-1	2	0	0	0	0	2
LOUISIANA-LAFAYETTE		14	2-4	1-2	0-0	0-4-4	2	1	0	3	0	5
at Xavier (La.)		9	3-3	0-0	0-0	1-0-1	0	0	1	2	2	6
OKLAHOMA		9	0-1	0-0	0-0	1-3-4	2	0	0	0	0	0
at St. Joseph's		5	0-1	0-0	0-0	1-1-2	2	0	0	0	0	0
SAMFORD		8	0-2	0-0	0-0	0-1-1	1	1	0	0	0	0
vs. Coastal Carolina		9	1-1	0-0	1-1	1-1-2	5	0	1	0	0	3
vs. North Carolina		2	0-1	0-0	0-0	0-0-0	2	0	1	0	0	0
at Elon		13	3-4	0-0	0-0	0-1-1	4	0	1	1	0	6
ALABAMA STATE		13	2-5	0-0	1-1	1-2-3	4	0	0	2	1	5
TENNESSEE		4	0-1	0-0	0-0	0-1-1	0	0	1	1	0	0
at Florida		4	0-1	0-0	0-0	0-0-0	3	0	1	0	0	0
at Alabama		7	1-1	0-0	1-1	0-0-0	1	0	2	1	1	3
MISSISSIPPI STATE		14	0-0	0-0	0-0	0-0-0	2	0	2	0	1	0
at Vanderbilt		3	0-0	0-0	0-0	0-0-0	1	0	0	0	0	0
TEXAS A&M		7	0-0	0-0	0-0	0-0-0	2	0	0	0	1	0
at Missouri						--DNP--						
at Ole Miss		1	0-0	0-0	0-0	0-0-0	0	0	0	0	0	0
GEORGIA						--DNP--						
KENTUCKY						--DNP--						
at Arkansas		8	1-3	0-0	0-0	1-2-3	1	0	1	1	0	2
at Tennessee		9	1-1	0-0	0-0	0-1-1	5	0	2	1	0	2
ALABAMA												
MISSOURI												
SOUTH CAROLINA												
at LSU												

### CAREER HIGHS

Points	13	at Texas A&M	2/4/18
Rebounds	7	vs. ULM	11/29/17
Assists	1	3x; last vs. Nicholls State	11/9/18
Blocks	3	3x; last vs. UL-Lafayette	11/25/18
Steals	3	2x; last at Texas A&M	2/4/18
Field Goals	5	2x; last at Texas A&M	2/4/18
Field Goal Attempts	11	at Texas A&M	2/4/18
3-Point Field Goals	1	3x; last vs. UL-Lafayette	11/25/18
3-Point FG Attempts	5	vs. Vanderbilt	2/12/18
Free Throws	3	at Texas A&M	2/4/18
Free Throw Attempts	5	at Texas A&M	2/4/18

### JACKSON'S CAREER STATISTICS

Season	gp-gs	min/avg	Total		3-Point		F-Throws		Rebounds				Scoring							
			fg-fga	pct	fg-fga	pct	ft-fa	pct	off	def	tot	avg	pf	fo	ast	to	blk	stl	pts	avg
2017-18	28-11	270/9.6	23-59	.390	3-24	.125	8-15	.533	14	34	48	1.7	47	1	1	16	22	10	57	2.0
2018-19	22-0	173/7.9	20-38	.526	1-3	.333	5-5	1.000	13	22	35	1.6	45	2	4	16	13	6	46	2.1
TOTAL	50-11	443/8.9	43-97	.443	4-27	.148	13-20	.650	27	56	83	1.7	92	3	5	32	35	16	103	2.1



# Emari JONES

# #5

Senior • Guard • 6-2

Chicago, Ill.

Shawnee CC / Wheaton North HS

**• Out for season after suffering knee injury vs. Alabama State (12/29)**

- Scored 16 points and hit four 3-pointers in back-to-back games vs. XULA (11/28) and Oklahoma (12/2)
- Career-high 10 rebounds vs. UL-Lafayette (11/25)
- Played career-high 39 minutes at Iowa State, scored 15 points and matched career-high with 4 3-pointers (11/13)
- Played in all 29 games as a junior, starting 16; averaged 5.0 points, 3.2 rebounds in 22.8 minutes
- Tied for second on the team with 29 3-pointers as a junior; shot 29.6% (29-98)
- Career-high 18 points on 6-11 shooting (4-6 3FG) vs. Florida (12/31); matched previous career high (11) by halftime
- Transferred to Auburn from Shawnee CC in Ullin, Ill.; led Shawnee to 30-3 record and conference title as a freshman in 2015-16
- Scored 746 total points as JUCO freshman, which led the nation; scoring average was third nationally

**SEASON HIGHS**

Points	16	3x; last vs. Coastal Carolina	12/18/18
Rebounds	10	vs. UL-Lafayette	11/25/18
Assists	3	3x; last at Iowa State	11/13/18
Blocks	1	3x; last vs. North Carolina	12/20/18
Steals	3	vs. Coastal Carolina	12/18/18
Field Goals	6	3x; last vs. Oklahoma	12/2/18
Field Goal Attempts	15	vs. Nicholls State	11/9/18
3-Point Field Goals	4	4x; last vs. Coastal Carolina	12/18/18
3-Point FG Attempts	11	vs. Coastal Carolina	12/18/18
Free Throws	3	at Iowa State	11/13/18
Free Throw Attempts	4	at Iowa State	11/13/18

Opponent	Start	Min.	FG-A	3PT-A	FT-A	O-D-T	PF	Ast.	TO	Blk.	St.	Pts.
GRAMBLING STATE	*	28	5-13	3-9	0-0	3-5-8	1	3	3	0	2	13
NICHOLLS STATE	*	31	6-15	1-5	2-2	3-5-8	1	3	2	1	2	15
at New Mexico	*	24	2-10	1-8	0-0	1-1-2	2	2	6	0	1	5
at Iowa State	*	39	4-9	4-8	3-4	3-4-7	4	3	2	0	1	15
LOUISIANA-LAFAYETTE	*	37	3-9	1-4	1-1	5-5-10	3	2	3	0	1	8
at Xavier (La.)	*	31	6-12	4-6	0-0	1-3-4	3	2	2	1	1	16
OKLAHOMA	*	35	6-11	4-9	0-0	0-3-3	2	1	2	0	2	16
at St. Joseph's	*	33	2-4	0-0	0-1	1-2-3	0	1	0	0	0	4
SAMFORD	*	29	2-5	2-3	2-2	0-2-2	3	0	3	0	1	8
vs. Coastal Carolina	*	37	5-13	4-11	2-2	4-2-6	2	0	0	0	3	16
vs. North Carolina	*	38	3-12	1-8	0-0	3-0-3	0	1	2	1	2	7
at Elon	*	22	2-4	1-2	0-0	2-1-3	2	2	1	0	1	5
ALABAMA STATE	*	2	0-1	0-1	0-0	1-0-1	0	0	1	0	0	0
TENNESSEE						--DNP--						
at Florida						--DNP--						
at Alabama						--DNP--						
MISSISSIPPI STATE						--DNP--						
at Vanderbilt						--DNP--						
TEXAS A&M						--DNP--						
at Missouri						--DNP--						
at Ole Miss						--DNP--						
GEORGIA						--DNP--						
KENTUCKY						--DNP--						
at Arkansas						--DNP--						
at Tennessee						--DNP--						
ALABAMA												
MISSOURI												
SOUTH CAROLINA												
at LSU												

**CAREER HIGHS**

Points	18	vs. Florida	12/31/17
Rebounds	10	vs. UL-Lafayette	11/25/18
Assists	4	at Ole Miss	2/16/17
Blocks	2	at LSU	1/18/18
Steals	3	4x; last vs. Coastal Carolina	12/18/18
Field Goals	6	4x; last vs. Oklahoma	12/2/18
Field Goal Attempts	15	vs. Nicholls State	11/9/18
3-Point Field Goals	4	5x; last vs. Coastal Carolina	12/18/18
3-Point FG Attempts	11	vs. Coastal Carolina	12/18/18
Free Throws	4	vs. Alabama	1/28/18
Free Throw Attempts	5	at Missouri	1/26/17

**JONES' CAREER STATISTICS (at Auburn)**

Season	gp-gs	min/avg	Total		3-Point		F-Throws		Rebounds				Scoring							
			fg-fga	pct	fg-fga	pct	ft-fta	pct	off	def	tot	avg	pf	fo	ast	to	blk	stl	pts	avg
2016-17	31-0	278/9.0	25-76	.329	11-42	.262	23-30	.767	16	24	40	1.3	28	0	13	18	2	12	84	2.7
2017-18	29-16	660/22.8	49-146	.336	29-98	.296	19-24	.792	41	52	93	3.2	75	4	16	39	2	32	146	5.0
2018-19	13-13	384/29.5	46-118	.390	26-74	.351	10-12	.833	26	33	59	4.5	23	0	20	27	3	17	128	9.8
TOTAL	73-29	1322/18.1	120-340	.353	66-214	.308	52-66	.788	83	109	192	2.6	126	4	49	84	7	61	358	4.9





# Kiyae' WHITE

# #10

Redshirt Freshman • Forward • 6-2

Macungie, Pa.

Emmaus HS

- Scored 4 points at St. Joseph's, including a steal and fast-break basket to cap a 9-0 Auburn run in 4th quarter (12/6)
- Season-high 5 points in 12 minutes vs. Samford; also matched season-high with 4 rebounds (12/12)
- Made first collegiate appearance vs. Grambling (11/6); had 3 points, 4 rebounds in 12 minutes of action
- Redshirted 2017-18 season due to injury
- Ranked as No. 20 forward nationally out of high school
- Three brothers all played football at West Virginia; brother, Kevin White, plays for Chicago Bears

**SEASON/CAREER HIGHS**

Points	5	vs. Samford	12/16/18
Rebounds	4	4x; last vs. Alabama State	12/29/18
Assists	2	4x; last at Ole Miss	1/31/19
Blocks	1	at Ole Miss	1/31/19
Steals	1	2x; last vs. Coastal Carolina	12/18/18
Field Goals	2	3x; last at Ole Miss	1/31/19
Field Goal Attempts	4	vs. Alabama State	12/29/18
3-Point Field Goals			
3-Point FG Attempts			
Free Throws	2	vs. Alabama State	12/29/18
Free Throw Attempts	3	vs. Alabama State	12/29/18

Opponent	Start	Min.	FG-A	3PT-A	FT-A	O-D-T	PF	Ast.	TO	Blk.	St.	Pts.
GRAMBLING STATE		12	1-2	0-0	1-2	2-2-4	1	2	1	0	0	3
NICHOLLS STATE		11	1-3	0-0	0-0	0-0-0	1	2	1	0	0	2
at New Mexico		1	0-1	0-0	0-0	1-0-1	0	0	0	0	0	0
at Iowa State		2	0-0	0-0	0-0	0-0-0	0	0	0	0	0	0
LOUISIANA-LAFAYETTE		6	0-1	0-0	0-0	0-0-0	0	0	1	0	0	0
at Xavier (La.)		14	0-3	0-0	0-0	2-1-3	2	2	1	0	0	0
OKLAHOMA		3	1-2	0-0	0-0	1-0-1	1	0	0	0	0	2
at St. Joseph's		10	2-3	0-0	0-0	2-2-4	2	0	0	0	1	4
SAMFORD		12	2-3	0-0	1-1	2-2-4	1	0	0	0	0	5
vs. Coastal Carolina		3	1-2	0-0	0-0	0-0-0	1	0	0	0	1	2
vs. North Carolina						--DNP--						
at Elon		8	0-1	0-0	0-0	1-2-3	2	0	1	0	0	0
ALABAMA STATE		11	1-4	0-0	2-3	3-1-4	2	0	0	0	0	4
TENNESSEE						--DNP--						
at Florida		1	0-0	0-0	0-0	0-0-0	2	0	0	0	0	0
at Alabama		1	0-0	0-0	0-0	0-0-0	0	0	0	0	0	0
MISSISSIPPI STATE		12	0-0	0-0	0-0	0-1-1	2	0	1	0	0	0
at Vanderbilt		0+	0-0	0-0	0-0	0-0-0	0	0	0	0	0	0
TEXAS A&M						--DNP--						
at Missouri		8	1-1	0-0	1-2	1-1-2	1	0	0	0	0	3
at Ole Miss		8	2-3	0-0	0-0	1-1-2	0	2	0	1	0	4
GEORGIA		2	0-0	0-0	0-0	0-0-0	0	0	0	0	0	0
KENTUCKY		4	0-1	0-0	0-0	2-1-3	0	0	1	0	0	0
at Arkansas		6	0-0	0-0	0-0	0-0-0	0	0	1	0	0	0
at Tennessee		4	0-0	0-0	0-0	0-1-1	0	0	1	0	0	0
ALABAMA												
MISSOURI												
SOUTH CAROLINA												
at LSU												

**WHITE'S CAREER STATISTICS**

Season	gp-gs	min/avg	Total		3-Point		F-Throws		Rebounds				Scoring							
			fg-fga	pct	fg-fga	pct	ft-fta	pct	off	def	tot	avg	pf	fo	ast	to	blk	stl	pts	avg
2018-19	22-0	140/6.4	12-30	.400	0-0	.000	5-8	.625	18	15	33	1.5	19	0	8	9	1	2	29	1.3
TOTAL	22-0	140/6.4	12-30	.400	0-0	.000	5-8	.625	18	15	33	1.5	19	0	8	9	1	2	29	1.3



# Unique THOMPSON

# #20

Sophomore • Forward • 6-3

Theodore, Ala.

**\*\*2018 SEC All-Freshman Team\*\***

Faith Academy

**• 2018-19 Preseason All-SEC; 2018 SEC All-Freshman Team**

- Has 9 double-doubles this season, 16 in her career (8th all-time at Auburn)
- Season-high 21 points along with 18 rebounds while playing career-high 43 minutes in OT win over North Carolina (12/20)
- Career-high 19 rebounds with 19 points for second double-double of season at New Mexico (11/9)
- Started 27 games as a freshman; was Auburn's third-leading scorer with 11.5 points/game
- Led Auburn and all SEC freshmen with 8.4 rebounds/game; seventh-best among all SEC players
- Had 7 double-doubles as freshman, tying DeWanna Bonner for the Auburn freshman record
- Her 29 points at UL-Lafayette were 2nd most ever by Auburn freshman, most since Becky Jackson had 38 in 1980
- Became first Auburn freshman since Katie Frerking in 2013 to earn start in first collegiate game; had 9 points and season-high 16 rebounds at VT

**SEASON HIGHS**

Points	21	vs. North Carolina	12/20/18
Rebounds	19	at New Mexico	11/11/18
Assists	4	at St. Joseph's	12/6/18
Blocks	3	vs. Alabama State	12/29/18
Steals	4	3x; last vs. Georgia	2/3/19
Field Goals	10	vs. North Carolina	12/20/18
Field Goal Attempts	18	vs. North Carolina	12/20/18
3-Point Field Goals			
3-Point FG Attempts			
Free Throws	10	at Ole Miss	1/31/19
Free Throw Attempts	12	at Ole Miss	1/31/19

Opponent	Start	Min.	FG-A	3PT-A	FT-A	O-D-T	PF	Ast.	TO	Blk.	St.	Pts.
GRAMBLING STATE	*	27	5-8	0-0	4-6	3-10-13	4	1	2	2	1	14
NICHOLLS STATE	*	24	3-7	0-0	0-0	1-9-10	4	1	3	2	4	6
at New Mexico	*	35	7-13	0-0	5-7	8-11-19	1	0	4	1	1	19
at Iowa State	*	36	7-11	0-0	5-9	4-10-14	3	2	2	2	1	19
LOUISIANA-LAFAYETTE	*	31	7-12	0-0	2-5	3-10-13	3	0	4	1	4	16
at Xavier (La.)	*	24	6-10	0-0	3-4	3-5-8	2	0	1	1	3	15
OKLAHOMA	*	30	4-7	0-0	6-8	5-12-17	1	3	3	0	1	14
at St. Joseph's	*	34	5-10	0-0	2-4	2-4-6	2	4	2	0	2	12
SAMFORD	*	23	2-7	0-0	1-2	0-6-6	0	0	1	1	3	5
vs. Coastal Carolina	*	21	5-7	0-0	1-3	7-0-7	5	0	1	0	0	11
vs. North Carolina	*	43	10-18	0-0	1-3	11-7-18	2	1	1	1	3	21
at Elon	*	25	6-7	0-0	2-2	3-3-6	1	2	3	0	0	14
ALABAMA STATE	*	20	2-3	0-0	2-2	4-4-8	2	2	1	3	3	6
TENNESSEE	*	36	8-15	0-0	3-4	7-5-12	2	2	1	1	2	19
at Florida	*	31	4-6	0-0	0-0	3-6-9	2	1	5	0	2	8
at Alabama	*	34	6-7	0-0	0-4	3-6-9	1	1	3	0	1	12
MISSISSIPPI STATE	*	22	0-0	0-0	2-2	1-3-4	4	0	3	0	0	2
at Vanderbilt	*	36	8-13	0-0	0-3	5-8-13	3	0	1	1	2	16
TEXAS A&M	*	33	4-7	0-0	0-0	4-6-10	2	0	3	0	2	8
at Missouri	*	32	3-7	0-0	0-2	3-4-7	1	2	0	0	1	6
at Ole Miss	*	31	5-8	0-0	10-12	2-10-12	2	2	0	1	2	20
GEORGIA	*	43	6-10	0-0	2-5	5-4-9	3	0	2	1	4	14
KENTUCKY	*	36	7-11	0-0	6-10	2-4-6	3	0	5	0	1	20
at Arkansas	*	34	4-12	0-0	5-6	4-8-12	1	3	3	1	2	13
at Tennessee	*	36	6-10	0-0	0-2	6-7-13	2	1	1	1	0	12
ALABAMA												
MISSOURI												
SOUTH CAROLINA												
at LSU												

**CAREER HIGHS**

Points	29	at Louisiana-Lafayette	12/8/17
Rebounds	19	at New Mexico	11/11/18
Assists	4	at St. Joseph's	12/6/18
Blocks	6	vs. Louisiana Tech	11/19/17
Steals	4	3x; last vs. Georgia	2/3/19
Field Goals	11	2x; last vs. Texas A&M	1/7/18
Field Goal Attempts	18	vs. North Carolina	12/20/18
3-Point Field Goals			
3-Point FG Attempts			
Free Throws	10	at Ole Miss	1/31/19
Free Throw Attempts	12	at Ole Miss	1/31/19

**THOMPSON'S CAREER STATISTICS**

Season	gp-gs	min/avg	Total		3-Point		F-Throws		Rebounds				Scoring							
			fg-fga	pct	fg-fga	pct	ft-fga	pct	off	def	tot	avg	pf	fo	ast	to	blk	stl	pts	avg
2017-18	27-26	811/30.0	131-271	.483	0-0	.000	49-87	.563	112	115	227	8.4	63	0	28	66	21	32	311	11.5
2018-19	25-25	776/31.0	130-226	.575	0-0	.000	62-105	.590	99	162	261	10.4	56	1	28	55	20	45	322	12.9
TOTAL	52-51	1587/30.5	261-497	.525	0-0	.000	111-192	.578	211	277	488	9.4	119	1	56	121	41	77	633	12.2



# Crystal PRIMM

# #23

Redshirt Junior • Guard • 5-11

West Palm Beach, Fla.

Oxbridge Academy / Duke

- Hit game-tying layup to force OT, then made 4 straight FTs in OT to clinch 59-58 win over Georgia; also had career-high 9 rebounds (2/3)
- Led Auburn with 17 points and career-high 7 rebounds in win at Elon (12/22)
- Career-high 18 points on 9-12 shooting in OT win over North Carolina (12/20)
- 14 points, 6 rebounds, 8-10 FTs - all in second half - vs. Coastal Carolina (12/18)
- Career-high 5 steals along with 8 points, 4 rebounds, 4 assists vs. Nicholls State (11/9)
- Scored 15 points in 22 minutes in Auburn debut vs. Grambling (11/6)
- Enrolled at Auburn in summer of 2017; redshirted 2017-18 season after transferring from Duke
- Played in 33 games off the bench as sophomore at Duke; averaged 2.5 points, 1.6 rebounds
- Started 14 games as freshman, averaging 4.6 points, 2.6 rebounds; career-high 15 points at Kentucky

### SEASON HIGHS

Points	18	vs. North Carolina	12/20/18
Rebounds	9	vs. Georgia	2/3/19
Assists	5	vs. Kentucky	2/7/19
Blocks	1	5x; last at Missouri	1/27/19
Steals	7	vs. Mississippi State	1/14/19
Field Goals	9	vs. North Carolina	12/20/18
Field Goal Attempts	17	vs. Georgia	2/3/19
3-Point Field Goals	1	5x; last vs. Alabama	1/10/19
3-Point FG Attempts	8	vs. Coastal Carolina	12/18/18
Free Throws	10	vs. Coastal Carolina	12/18/18

Opponent	Start	Min.	FG-A	3PT-A	FT-A	O-D-T	PF	Ast.	TO	Blk.	St.	Pts.
GRAMBLING STATE	*	22	6-8	0-1	3-3	4-0-4	5	0	4	0	0	15
NICHOLLS STATE	*	27	4-9	0-1	0-0	2-2-4	2	4	3	0	5	8
at New Mexico	*	32	3-7	0-0	4-4	2-4-6	2	1	1	0	1	10
at Iowa State	*	34	3-7	0-1	1-2	0-1-1	2	0	2	1	0	7
LOUISIANA-LAFAYETTE	*	24	4-8	0-1	1-1	0-2-2	4	1	3	0	2	9
at Xavier (La.)	*	24	0-1	0-0	4-6	1-1-2	3	1	1	0	1	4
OKLAHOMA	*	26	6-11	0-0	2-3	2-1-3	4	1	2	1	3	14
at St. Joseph's	*	27	5-6	0-0	4-4	1-3-4	0	2	2	0	1	14
SAMFORD	*	20	3-8	0-0	3-4	1-1-2	1	2	3	1	2	9
vs. Coastal Carolina	*	25	3-8	0-0	8-10	2-4-6	3	1	3	0	2	14
vs. North Carolina	*	30	9-12	0-0	0-0	4-2-6	2	0	4	1	4	18
at Elon	*	26	7-10	0-0	3-3	5-2-7	2	2	1	0	2	17
ALABAMA STATE	*	24	3-4	0-0	6-8	2-2-4	1	2	1	0	3	12
TENNESSEE	*	31	6-10	0-0	4-6	3-2-5	4	2	2	0	1	16
at Florida	*	33	3-8	0-0	3-4	1-6-7	4	0	3	0	0	9
at Alabama	*	30	5-9	0-1	0-0	0-3-3	3	4	5	0	1	10
MISSISSIPPI STATE	*	33	6-15	0-0	2-7	1-0-1	2	1	2	0	7	14
at Vanderbilt	*	38	3-6	0-0	2-3	3-1-4	3	4	2	0	4	8
TEXAS A&M	*	32	3-12	0-0	4-5	2-2-4	4	1	3	0	4	10
at Missouri	*	31	6-10	0-0	0-2	1-3-4	3	1	2	1	2	12
at Ole Miss	*	20	4-12	0-0	3-4	4-2-6	4	1	4	0	2	11
GEORGIA	*	38	4-17	0-0	5-6	4-5-9	2	0	5	0	0	13
KENTUCKY	*	35	3-7	0-0	5-7	0-2-2	4	5	3	0	6	11
at Arkansas	*	23	4-5	0-0	1-1	0-1-1	5	2	2	0	0	9
at Tennessee	*	25	2-9	0-0	0-0	3-1-4	1	2	3	0	0	4
ALABAMA												
MISSOURI												
SOUTH CAROLINA												
at LSU												

### CAREER HIGHS (incl. 2 years @ Duke)

Points	18	vs. North Carolina	12/20/18
Rebounds	9	vs. Georgia	2/3/19
Assists	5	vs. Kentucky	2/7/19
Blocks	1	3x; last vs. Samford	12/16/18
Steals	7	vs. Mississippi State	1/14/19
Field Goals	9	vs. North Carolina	12/20/18
Field Goal Attempts	17	vs. Georgia	2/3/19
3-Point Field Goals	1	6x; last vs. Alabama	1/10/19
3-Point FG Attempts	8	vs. Coastal Carolina	12/18/18
Free Throws	10	vs. Coastal Carolina	12/18/18

### PRIMM'S CAREER STATISTICS (at Auburn)

Season	gp-gs	min/avg	Total		3-Point		F-Throws		Rebounds				Scoring							
			fg-fga	pct	fg-fga	pct	ft-fta	pct	off	def	tot	avg	pf	fo	ast	to	blk	stl	pts	avg
2018-19	25-25	705/28.2	105-219	.479	0-5	.000	68-93	.731	48	53	101	4.0	70	2	40	66	5	53	278	11.1
TOTAL	25-25	705/28.2	105-219	.479	0-5	.000	68-93	.731	48	53	101	4.0	70	2	40	66	5	53	278	11.1



# Erin HOWARD

# #24

Freshman • Guard/Forward • 6-1

Madison, Wis.

Madison East HS

- Career-best 8 rebounds, 3 blocks in win at Arkansas (2/10)
- Returned to starting lineup at Ole Miss; had 8 points, 5 rebounds, 3 steals in career-high 37 minutes (1/31)
- Had career-high 5 assists, 3 steals in win at Alabama (1/10)
- Made first collegiate start vs. Tennessee (1/3); scored career-high 11 points in 33 minutes
- Career-high 7 rebounds; hit record-setting 14th Auburn 3-pointer in win at Elon (12/22)
- Had steal-and-score at end of 1st half vs. Oklahoma to give Auburn 14-point halftime lead; finished with 4 points, 4 rebounds, 3 assists (12/2)
- Hit first two career 3-pointers, including buzzer-beater at end of 3rd quarter, in win over New Mexico (11/11); finished with 8 points
- Averaged 17.4 points, 11.1 rebounds, 3.9 assists as high school senior
- First Auburn women's basketball player from state of Wisconsin

### SEASON HIGHS

Points	11	vs. Tennessee	1/3/19
Rebounds	8	at Arkansas	2/10/19
Assists	5	at Alabama	1/10/19
Blocks	3	at Arkansas	2/10/19
Steals	3	3x; last vs. Georgia	2/3/19
Field Goals	4	vs. Tennessee	1/3/19
Field Goal Attempts	13	vs. Alabama State	12/29/18
3-Point Field Goals	3	vs. Tennessee	1/3/19
3-Point FG Attempts	9	vs. Alabama State	12/29/18
Free Throws	2	at New Mexico	11/11/18
Free Throw Attempts	2	2x; last at Ole Miss	1/31/19

Opponent	Start	Min.	FG-A	3PT-A	FT-A	O-D-T	PF	Ast.	TO	Blk.	St.	Pts.
GRAMBLING STATE		11	1-4	0-2	0-0	2-1-3	1	1	0	0	2	2
NICHOLLS STATE		11	0-2	0-2	0-0	0-2-2	1	0	0	1	2	0
at New Mexico		20	2-4	2-3	2-2	0-1-1	2	1	1	1	0	8
at Iowa State		8	0-1	0-1	0-0	0-0-0	2	1	1	0	0	0
LOUISIANA-LAFAYETTE						--DNP--						
at Xavier (La.)		12	2-6	1-5	0-0	0-0-0	2	1	1	1	0	5
OKLAHOMA		11	2-4	0-1	0-0	2-2-4	1	3	0	0	1	4
at St. Joseph's		10	0-1	0-0	0-0	0-0-0	1	0	1	0	0	0
SAMFORD		12	0-3	0-2	0-0	0-0-0	0	1	1	1	0	0
vs. Coastal Carolina		14	2-4	0-2	0-0	1-3-4	2	0	0	0	0	4
vs. North Carolina		14	1-2	1-2	0-0	0-1-1	0	0	0	0	2	3
at Elon		18	2-5	2-4	0-0	2-5-7	2	3	1	2	0	6
ALABAMA STATE		29	2-13	1-9	0-0	2-5-7	3	2	1	2	2	5
TENNESSEE	*	33	4-8	3-7	0-0	3-1-4	3	0	0	0	1	11
at Florida	*	31	1-3	1-3	0-0	0-5-5	1	2	0	1	0	3
at Alabama	*	30	1-7	0-4	0-0	1-1-2	2	5	0	1	3	2
MISSISSIPPI STATE	*	15	0-0	0-0	0-0	0-0-0	2	0	0	0	0	0
at Vanderbilt	*	19	1-7	0-4	0-0	2-1-3	1	0	2	0	0	2
TEXAS A&M		15	0-2	0-1	0-0	0-3-3	0	2	0	0	1	0
at Missouri		15	0-2	0-1	0-0	1-0-1	1	0	0	0	1	0
at Ole Miss	*	37	3-5	1-3	1-2	2-3-5	3	2	1	0	3	8
GEORGIA	*	22	3-3	1-1	0-0	2-2-4	1	0	1	0	3	7
KENTUCKY	*	20	2-3	0-0	0-0	2-2-4	3	1	3	0	0	4
at Arkansas	*	30	3-9	1-5	0-0	2-6-8	0	3	1	3	2	7
at Tennessee	*	31	1-4	1-3	0-0	0-2-2	3	2	2	0	0	3
ALABAMA												
MISSOURI												
SOUTH CAROLINA												
at LSU												

### HOWARD'S CAREER STATISTICS

Season	gp-gs	min/avg	Total		3-Point		F-Throws		Rebounds				Scoring							
			fg-fga	pct	fg-fga	pct	ft-fga	pct	off	def	tot	avg	pf	fo	ast	to	blk	stl	pts	avg
2018-19	24-10	475/19.8	33-102	.324	15-65	.231	3-4	.750	24	46	70	2.9	37	0	30	17	13	23	84	3.5
TOTAL	24-10	475/19.8	33-102	.324	15-65	.231	3-4	.750	24	46	70	2.9	37	0	30	17	13	23	84	3.5



# Janiah McKAY

# #33

Senior • Guard • 5-6

Gainesville, Fla.

Gainesville HS

**• 2018 Preseason All-SEC Second Team**

- Season-high 23 points at Missouri (1/27)
- 16 points, 6 rebounds, 6 assist, 3 steals at Florida in front of hometown fans for the last time (1/6)
- Three straight 20-point games: 21 at St. Joseph's, 20 vs. Samford, 21 vs. Coastal Carolina; Auburn's leading scorer in each game
- Scored 21 points along with 4 steals and 4 assists at St. Joseph's; was 7-of-8 at FT line in 4th quarter to clinch win (12/6)
- Named to Preseason WNIT All-Tournament Team; averaged 15.6 points, 5.3 assists in the tournament
- Recorded second career double-double with 16 points, 10 assists in season-opener vs. Grambling (11/6)
- Scored 25+ points in three straight games in '18 (TAMU, SC, Arkansas), first Auburn player since DeWanna Bonner (2009) to accomplish that feat
- Matched career-high with 29 points along with 5 assists and 5 steals in win over Louisiana Tech (11/19); also had 29 vs. UT and Alabama in 2016-17

**SEASON HIGHS**

Points	23	at Missouri	1/27/19
Rebounds	5	2x; last at Iowa State	11/13/18
Assists	10	vs. Grambling	11/6/18
Blocks	2	vs. Grambling	11/6/18
Steals	5	vs. Georgia	2/3/19
Field Goals	9	2x; last at Missouri	1/27/19
Field Goal Attempts	20	at Missouri	1/27/19
3-Point Field Goals	3	at Iowa State	11/13/18
3-Point FG Attempts	5	2x; last at Vanderbilt	1/17/19
Free Throws	10	vs. North Carolina	12/20/18
Free Throw Attempts	13	vs. North Carolina	12/20/18

Opponent	Start	Min.	FG-A	3PT-A	FT-A	O-D-T	PF	Ast.	TO	Blk.	St.	Pts.
GRAMBLING STATE	*	28	6-8	2-2	2-2	0-2-2	3	10	1	2	3	16
NICHOLLS STATE	*	31	5-12	0-2	4-4	0-3-3	4	7	2	0	3	14
at New Mexico	*	39	6-12	1-1	6-8	1-4-5	2	6	2	0	3	19
at Iowa State	*	36	5-14	3-5	1-2	0-5-5	4	3	4	0	1	14
LOUISIANA-LAFAYETTE	*	34	4-10	1-3	4-4	1-1-2	3	6	5	0	3	13
at Xavier (La.)	*	27	4-7	0-2	1-3	0-0-0	0	7	4	0	2	9
OKLAHOMA	*	29	3-11	0-2	0-0	1-0-1	4	1	1	0	1	6
at St. Joseph's	*	28	6-10	0-2	9-10	0-1-1	1	4	4	0	4	21
SAMFORD	*	26	6-12	1-2	7-8	1-3-4	0	4	2	0	4	20
vs. Coastal Carolina	*	33	7-13	0-4	7-9	0-2-2	1	4	5	0	1	21
vs. North Carolina	*	37	5-18	1-4	10-13	1-3-4	3	4	2	0	4	21
at Elon	*	24	6-8	1-2	0-0	1-2-3	1	4	1	0	1	13
ALABAMA STATE	*	18	0-6	0-0	7-7	0-1-1	2	3	0	0	2	7
TENNESSEE	*	30	2-11	1-3	5-6	1-0-1	2	2	3	0	2	10
at Florida	*	30	6-11	0-1	4-5	1-5-6	2	6	3	0	3	16
at Alabama	*	32	3-7	0-1	2-2	0-5-5	2	3	4	0	2	8
MISSISSIPPI STATE	*	30	3-14	0-3	0-1	1-2-3	3	3	1	0	2	6
at Vanderbilt	*	37	9-18	1-5	0-0	0-0-0	3	6	2	0	4	19
TEXAS A&M	*	34	6-16	1-4	4-4	1-0-1	3	3	3	0	2	17
at Missouri	*	36	9-20	1-2	4-8	1-2-3	3	1	1	0	1	23
at Ole Miss	*	29	2-7	1-3	1-2	1-1-2	3	6	2	0	1	6
GEORGIA	*	39	5-17	0-4	8-10	0-1-1	2	1	4	0	5	18
KENTUCKY	*	38	3-12	0-2	8-8	1-1-2	0	3	2	0	3	14
at Arkansas	*	34	4-6	0-0	5-6	0-3-3	5	6	0	0	1	13
at Tennessee	*	34	5-11	0-3	2-3	0-1-1	1	1	2	0	1	12
ALABAMA												
MISSOURI												
SOUTH CAROLINA												
at LSU												

**CAREER HIGHS**

Points	29	3x; last vs. Louisiana Tech	11/19/17
Rebounds	8	vs. North Carolina A&T	11/16/17
Assists	13	vs. Ole Miss	1/8/17
Blocks	2	vs. Grambling	11/6/18
Steals	6	2x; last vs. Xavier (La.)	12/28/17
Field Goals	11	4x; last at Mississippi State	2/22/18
Field Goal Attempts	25	vs. Alabama	2/20/17
3-Point Field Goals	5	at Towson	12/20/15
3-Point FG Attempts	9	at Towson	12/20/15
Free Throws	12	vs. Arkansas	1/14/18
Free Throw Attempts	14	2x; last vs. Arkansas	1/14/18

**McKAY'S CAREER STATISTICS**

Season	gp-gs	min/avg	Total		3-Point		F-Throws		Rebounds				Scoring							
			fg-fga	pct	fg-fga	pct	ft-fga	pct	off	def	tot	avg	pf	fo	ast	to	blk	stl	pts	avg
2015-16	33-19	894/27.1	104-285	.365	28-100	.280	69-101	.683	17	48	65	2.0	72	1	76	119	4	43	305	9.2
2016-17	32-32	906/28.3	145-397	.365	14-63	.222	110-148	.743	11	50	61	1.9	63	1	109	73	0	43	414	12.9
2017-18	29-28	936/32.3	168-419	.401	14-57	.246	130-157	.828	14	87	101	3.5	62	2	129	96	1	68	480	16.6
2018-19	25-25	794/31.8	120-291	.412	15-62	.242	101-125	.808	13	48	61	2.4	57	1	104	60	2	59	356	14.2
<b>TOTAL</b>	<b>119-104</b>	<b>3530/29.7</b>	<b>537-1392</b>	<b>.386</b>	<b>71-282</b>	<b>.252</b>	<b>410-531</b>	<b>.772</b>	<b>55</b>	<b>233</b>	<b>288</b>	<b>2.4</b>	<b>254</b>	<b>5</b>	<b>418</b>	<b>348</b>	<b>7</b>	<b>213</b>	<b>1555</b>	<b>13.1</b>



# Natalie KELLY

# #35

Freshman • Forward • 6-3

Albany, La.

Albany HS

- Played 3 minutes in collegiate debut vs. Grambling; had 1 points, 1 rebound (11/6)
- Made first SEC appearance at Missouri (1/27)
- Ranked as No. 38 post player in nation, according to ESPN HoopGuriz
- Averaged 17.1 points, 12.1 rebounds, 3.3 steals as high school senior
- Set school record for single-season rebounds with 379 as a junior

### SEASON/CAREER HIGHS

Points	2	vs. UL-Lafayette	11/25/18
Rebounds	3	2x; last vs. Alabama State	12/29/18
Assists			
Blocks	1	2x; last vs. Alabama State	12/29/18
Steals	1	at XULA	11/28/18
Field Goals	1	vs. UL-Lafayette	11/25/18
Field Goal Attempts	2	vs. UL-Lafayette	11/25/18
3-Point Field Goals			
3-Point FG Attempts			
Free Throws	1	3x; last vs. Alabama State	12/29/18
Free Throw Attempts	2	4x; last vs. Alabama State	12/29/18

Opponent	Start	Min.	FG-A	3PT-A	FT-A	O-D-T	PF	Ast.	TO	Blk.	St.	Pts.
GRAMBLING STATE		3	0-0	0-0	1-2	1-0-1	0	0	3	0	0	1
NICHOLLS STATE						--DNP--						
at New Mexico						--DNP--						
at Iowa State						--DNP--						
LOUISIANA-LAFAYETTE	4		1-2	0-0	0-2	0-0-0	0	0	0	1	0	2
at Xavier (La.)	7		0-1	0-0	1-2	0-0-0	1	0	1	0	1	1
OKLAHOMA	1		0-0	0-0	0-0	0-0-0	0	0	0	0	0	0
at St. Joseph's	1		0-0	0-0	0-0	0-0-0	0	0	0	0	0	0
SAMFORD	10		0-1	0-0	0-0	1-2-3	1	0	1	0	0	0
vs. Coastal Carolina	8		0-0	0-0	0-0	0-1-1	0	0	2	0	0	0
vs. North Carolina						--DNP--						
at Elon	3		0-0	0-0	0-0	0-0-0	0	0	0	0	0	0
ALABAMA STATE	8		0-0	0-0	1-2	3-0-3	1	0	1	1	0	1
TENNESSEE						--DNP--						
at Florida						--DNP--						
at Alabama						--DNP--						
MISSISSIPPI STATE						--DNP--						
at Vanderbilt						--DNP--						
TEXAS A&M						--DNP--						
at Missouri	1		0-0	0-0	0-0	0-0-0	0	0	0	0	0	0
at Ole Miss	1		0-0	0-0	0-0	0-0-0	1	0	0	0	0	0
GEORGIA						--DNP--						
KENTUCKY						--DNP--						
at Arkansas						--DNP--						
at Tennessee						--DNP--						
ALABAMA												
MISSOURI												
SOUTH CAROLINA												
at LSU												

### KELLY'S CAREER STATISTICS

Season	gp-gs	min/avg	Total		3-Point		F-Throws		Rebounds				Scoring							
			fg-fga	pct	fg-fga	pct	ft-fta	pct	off	def	tot	avg	pf	fo	ast	to	blk	stl	pts	avg
2018-19	11-0	47/4.3	1-4	.250	0-0	.000	3-8	.375	6	3	9	0.8	4	0	0	8	2	1	5	0.5
TOTAL	11-0	47/4.3	1-4	.250	0-0	.000	3-8	.375	6	3	9	0.8	4	0	0	8	2	1	5	0.5

Game 1: Nov. 6, 2018
Auburn 97, Grambling 48
Auburn Arena
Auburn, Ala.

Official Basketball Box Score -- Game Totals -- Final Statistics
Grambling State vs Auburn
11/06/18 5:30 pm at Auburn Arena -- Auburn, Ala.

Table with columns: Player, FG-FGA, 3-PT, FT-FTA, Rebounds, PF, TP, A TO Bk, Stl, Min. Rows include CONNALLY-BANKS, HILL, WILLIAMS, COLEMAN, etc.

Officials: Mark Zentz, Billy Smith, Carmen Portorreal
Technical fouls: Grambling State-None, Auburn-None.
Attendance: 1657

Score by periods table with columns: 1st, 2nd, 3rd, 4th, Total. Rows for Grambling State and Auburn.

Last FG - GRAMWBS 4th-00:35, AU 4th-00:09.
Largest lead - GRAMWBS by 4:18-09:38, AU by 49:48-00:09.
GRAMWBS led for 02:56, AU led for 36:47. Game was tied for 00:17.

Game 2: Nov. 9, 2018
Auburn 80, Nicholls State 59
Auburn Arena
Auburn, Ala.
Preseason WNIT - Round 1

Official Basketball Box Score -- Game Totals -- Final Statistics
Nicholls vs Auburn
11/09/18 6:00 pm at Auburn Arena -- Auburn, Ala.

Table with columns: Player, FG-FGA, 3-PT, FT-FTA, Rebounds, PF, TP, A TO Bk, Stl, Min. Rows include Washington, Bryanna, Hamilton, Airi, Heinenman, Kinzde, etc.

Officials: Neanta Williams, David Jenkins, Simone Reed
Technical fouls: Nicholls-None, Auburn-None.
Attendance: 2316
Preseason WNIT - First Round

Score by periods table with columns: 1st, 2nd, 3rd, 4th, Total. Rows for Nicholls and Auburn.

Last FG - NICH 4th-00:29, AU 4th-00:48.
Largest lead - NICH None, AU by 29:48-06:21.
NICH led for 00:00, AU led for 29:48. Game was tied for 00:14.

Game 3: Nov. 11, 2018
Auburn 79, New Mexico 76
The Pit
Albuquerque, N.M.
Preseason WNIT - Quarterfinal

Official Basketball Box Score -- Game Totals -- Final Statistics
Auburn vs New Mexico
11/11/18 2:00 pm at Albuquerque, N.M. - The Pit

Table with columns: Player, FG-FGA, 3-PT, FT-FTA, Rebounds, PF, TP, A TO Bk, Stl, Min. Rows include Unique Thompson, Daisa Alexander, Emari Jones, etc.

Officials: Jody Cantrell, Tly Seales, DeMoya Williams
Technical fouls: Auburn-None, New Mexico-None.
Attendance: 4419
Preseason WNIT - Quarterfinal

Score by periods table with columns: 1st, 2nd, 3rd, 4th, Total. Rows for Auburn and New Mexico.

Last FG - AU 4th-00:16, UNM 4th-00:41.
Largest lead - AU by 8:2nd-08:50, UNM by 4:2nd-01:14.
AU led for 22:58, UNM led for 08:08. Game was tied for 09:44.

AUBURN --Janiah McKay and Unique Thompson both recorded double-doubles as the Auburn women's basketball team posted its highest scoring output of the Terri Williams-Flournoy era with a 97-48 victory over Grambling State Tuesday at Auburn Arena.

Led by 16 points from McKay and freshman Robyn Benton, Auburn (1-0) had six players in double figures, the first time for the Tigers to hit that mark since the 2008-09 season.

Along with the 16 points from McKay and Benton, the Tigers got 15 points from redshirt junior Crystal Primm in her Auburn debut, 14 points from Thompson, and 13 each from Daisa Alexander and Emari Jones.

Thompson posted her eighth career double-double with a team-high 13 rebounds to go with her 14 points. And McKay recorded the second double-double of her career, notching 10 assists to go with her 16 points. It was the first time for Auburn to have two players with a double-double in the same game since the 2015-16 season when Tra'Ce'e Tanner and Brandy Montgomery pulled off the feat.

Auburn shot 53.5 percent from the field, scored 97 points and had 53 rebounds - all higher totals than in any game last season. The Tigers' 97 points were the most of the Coach Flo era and the highest output since scoring 119 against Sam Houston State in 2008 - also the last time the Tigers had at least six players in double-figures.

Every player that dressed for Auburn scored. Sophomore Abigayle Jackson had four points along with five rebounds, and freshmen Kiyae' White (3 points, 4 rebounds), Erin Howard (2 points, 3 rebounds) and Natalie Kelly (1 point, 1 rebound) found the stat sheet in their Auburn debuts.

After Grambling scored the first four points of the game and took a 6-3 lead, Auburn went on a 16-1 run over the next four-plus minutes to take a 19-9 lead. Grambling would get no closer than 9 points the rest of the way. Auburn ended the first half on a 12-0 run to take a 44-20 lead to the break.

AUBURN -- Auburn jumped out to a big early lead and had another strong offensive performance Friday night in an 80-59 win over Nicholls State in the first round of the Preseason Women's NIT.

It was Auburn's second-straight game scoring at least 80 points; the Tigers scored 80 or more just twice all of last season. Despite a cold fourth quarter, Auburn shot 45.1% from the field and made 12-of-13 free throws.

Daisa Alexander led Auburn with 20 points while also racking up five rebounds and two steals. Emari Jones added 15 points and pulled down 8 rebounds for the second straight game along with three assists and two steals. Janiah McKay finished with 14 points and seven assists. And Unique Thompson scored six points and pulled down a game-high 10 rebounds to go along with four steals and two blocks while playing just 24 minutes.

Auburn jumped out to a 9-0 lead in the first two minutes and had another 9-0 run in the first quarter to take a 23-10 lead after 10 minutes. Nicholls took advantage of an Auburn cold stretch in the second to cut the lead to as few as seven points, but the Tigers took a 37-26 lead to the break.

The Tigers pulled away in the third quarter and increased their lead to as many as 29 in the fourth before a cold stretch late saw the final margin trimmed to 21.

The Tigers took full advantage of being several inches taller at most every position, out-rebounding the Colonels 42-28 and racking up five blocked shots. Auburn also had 18 steals in forcing 24 Nicholls turnovers, turning those into 29 points.

Nicholls' Cassidy Barrios, the defending Southland Conference Player of the Year, shared the game lead in scoring with 20 points and pulled down 11 rebounds for her first double-double of the year.

ALBUQUERQUE, N.M. -- Sophomore Unique Thompson had 19 points and a career-high 19 rebounds as Auburn won a thriller at New Mexico, 79-76, to advance to the semifinals of the Preseason Women's NIT.

With 17 seconds to play and the score tied 76-all, junior Daisa Alexander hit a baseline jumper, got fouled, and made the free throw to give the Tigers (3-0) a three-point lead. New Mexico (1-1), who had hit 12 3-pointers in the game, had two looks at a tying try in the final three seconds but missed both as the clock expired.

Thompson's 19-point, 19-rebound effort marked her second double-double in three games and the ninth of her career. The 19 rebounds were the most by an Auburn player since Tra'Ce'e Tanner also had 19 at Florida Gulf Coast during the 2015-16 season.

Auburn took advantage of early New Mexico fouls, hitting 8-of-12 free throws in the first quarter and 15-of-20 in the first half. Those points were sorely needed because the Tigers managed just 30.3 percent from the field in the opening half. Despite that, Auburn finished the second quarter on a 7-0 run - a 3-pointer from Emari Jones and four points from Janiah McKay - to take a 36-33 lead to the break.

The foul count went down and the shooting percentages went up in the second half as the Tigers shot 52.9 percent in the final 20 minutes. The lead changed hands 10 different times during the second half alone - including the closing seconds of the third quarter. The Lobos took a 56-54 lead with five seconds to play on a pair of free throws, but freshman Erin Howard drained a buzzer-beating 3-pointer to give the Tigers a 57-56 lead through three periods.

Auburn then moved ahead by as many as five points with 4:40 to play, taking a 70-65 lead out of the final minute timeout on a pair of Thompson free throws. But in a span of two New Mexico possessions, the Lobos were back ahead 71-70 on a pair of 3-pointers.

McKay hit a jumper to give the Tigers a 76-73 lead with exactly a minute to play, but the Lobos answered with their 12th 3-pointer of the game to knot the score at 76-76, setting up Alexander's game-winner.

Game 4: Nov. 13, 2018
Iowa State 67, Auburn 64
Hilton Coliseum
Ames, Iowa
Preseason WNIT - Semifinal

Official Basketball Box Score -- Game Totals -- Final Statistics
Auburn vs Iowa State
11/13/18 6:35 p.m. at Hilton Coliseum - Ames, Iowa
Auburn 64 \* 3-1

1st FG%: 21.4 50.0% 2nd: 7.1 53.8% 3rd: 1.3 23.1% 4th: 6.16 37.5% Game: 23.56 41.1% Deadball
3PG: 1.4 25.0% 2.5 49.0% 4.6 66.7% 1.7 42.9% 4.8 50.0% 10.17 58.8% 5
FT: 1.0 50.0% 1.0 50.0%

Iowa State 67 \* 3-0
Player Total FG-FGA 3-PT FG-FGA FT-FTA Rebounds Off Def Tot PF TP A TO Blk Stl Min
# # Player Total FG-FGA 3-PT FG-FGA FT-FTA Rebounds Off Def Tot PF TP A TO Blk Stl Min
1st FG%: 21.4 50.0% 2nd: 7.1 53.8% 3rd: 1.3 23.1% 4th: 6.16 37.5% Game: 23.56 41.1% Deadball
3PG: 1.4 25.0% 2.5 49.0% 4.6 66.7% 1.7 42.9% 4.8 50.0% 10.17 58.8% 5
FT: 1.0 50.0% 1.0 50.0%

Officials: Brian Hall, Bryan Entlerline, Amy Bomzer
Technical fouls: Auburn-None, Iowa State-None.
Attendance: 9274
Preseason WNIT - Semifinal
Fouled Out: none
Score by periods: 1st 2nd 3rd 4th Total
Auburn 18 20 7 19 64
Iowa State 13 16 15 22 67

Game 5: Nov. 25, 2018
Auburn 71, Louisiana-Lafayette 59
Auburn Arena
Auburn, Ala.

Official Basketball Box Score -- Game Totals -- Final Statistics
Louisiana vs Auburn
11/25/18 2:00 p.m. at Auburn Arena -- Auburn, Ala.
Louisiana 59 \* 2-3

1st FG%: 41.3 38.0% 2nd: 41.6 25.0% 3rd: 5.19 26.3% 4th: 7.12 58.3% Game: 20.69 33.3% Deadball
3PG: 2.6 33.3% 1.4 25.0% 3.3 50.0% 3.4 50.0% 5:17 29.4% 4
FT: 3.3 100.0% 4.4 100.0% 4.6 66.7% 3.3 100.0% 14:16 87.5% 2

Auburn 71 \* 4-1
Player Total FG-FGA 3-PT FG-FGA FT-FTA Rebounds Off Def Tot PF TP A TO Blk Stl Min
# # Player Total FG-FGA 3-PT FG-FGA FT-FTA Rebounds Off Def Tot PF TP A TO Blk Stl Min
1st FG%: 71.6 43.8% 2nd: 61.3 46.2% 3rd: 61.3 46.2% 4th: 81.9 42.1% Game: 27.61 44.3% Deadball
3PG: 1.2 50.0% 1.2 50.0% 1.4 25.0% 3.6 50.0% 6:54 42.9% Rebounds
4.1
FT: 3.3 100.0% 4.4 100.0% 4.6 66.7% 3.3 100.0%

Officials: Beverly Roberts, Cameron Inouye, Bill Larence
Technical fouls: Louisiana-None, Auburn-None.
Attendance: 1488
Score by periods: 1st 2nd 3rd 4th Total
Louisiana 13 13 14 19 59
Auburn 17 17 14 23 71
Last FG - LA 4th-01:25, AU 4th-00:24.
Largest lead - LA None, AU by 16 4th-06:20.
AU led for 00:00, LA led for 30:20. Game was tied for 00:27.
Score tied - 0 times.
Lead changed - 0 times.

Game 6: Nov. 28, 2018
Auburn 77, Xavier (La.) 58
Convocation Center
New Orleans, La.

Official Basketball Box Score -- Game Totals -- Final Statistics
Auburn vs Xavier (N.O.)
11/28/18 6:00 pm at New Orleans, La.
Auburn 77 \* 5-1

1st FG%: 41.3 38.0% 2nd: 41.6 25.0% 3rd: 5.19 26.3% 4th: 7.12 58.3% Game: 20.69 33.3% Deadball
3PG: 2.6 33.3% 1.4 25.0% 3.3 50.0% 3.4 50.0% 5:17 29.4% 4
FT: 3.3 100.0% 4.4 100.0% 4.6 66.7% 3.3 100.0% 14:16 87.5% 2

Xavier (N.O.) 58 \* 7-3
Player Total FG-FGA 3-PT FG-FGA FT-FTA Rebounds Off Def Tot PF TP A TO Blk Stl Min
# # Player Total FG-FGA 3-PT FG-FGA FT-FTA Rebounds Off Def Tot PF TP A TO Blk Stl Min
1st FG%: 71.6 43.8% 2nd: 61.3 46.2% 3rd: 61.3 46.2% 4th: 81.9 42.1% Game: 27.61 44.3% Deadball
3PG: 1.2 50.0% 1.2 50.0% 1.4 25.0% 3.6 50.0% 6:54 42.9% Rebounds
4.1
FT: 3.3 100.0% 4.4 100.0% 4.6 66.7% 3.3 100.0%

Officials: Isaac Johnson, Jamie Green, Bret McCracken
Technical fouls: Auburn-Xavier (N.O.)-None.
Attendance: 201
Game counts for Xavier
Score by periods: 1st 2nd 3rd 4th Total
Auburn 19 20 18 18 77
Xavier (N.O.) 16 14 14 14 58
Last FG - AU 4th-00:07, XAV 4th-00:33.
Largest lead - AU by 20 4th-02:26, XAV by 2 1st-09:34.
AU led for 37:50, XAV led for 01:02. Game was tied for 01:08.
Score tied - 2 times.
Lead changed - 1 time.

AMES, Iowa -- A furious comeback by the Auburn women's basketball team fell just short Tuesday night as the Tigers dropped a 67-64 battle at Iowa State in the Preseason WNIT semifinal.

Trailing by 10 with less than two minutes to play, senior Jannah McKay made three straight 3-pointers in less than a minute - the last coming with 41 seconds left - to tie the game at 64-all. But the Tigers were unable to get a shot away in their final two possessions, and a Cyclone layup with 9 seconds to play was the difference.

Sophomore Unique Thompson had her second straight double-double and third of the season with 19 points and 14 rebounds. Emari Jones matched a season-high with 15 points, and McKay's late flurry gave her a 14-point night.

Auburn was playing its third game in five days in three different states and will have traveled over 3,700 miles since Saturday by the time the team returns home Wednesday.

Thompson dominated both ends of the floor in the first half, racking up 16 points and 10 rebounds by halftime. Meanwhile, Iowa State started cold, shooting 18 percent in the first quarter and 28 percent in the first half as the Tigers were able to build an early lead. Auburn led by as many as 15 late in the second quarter before the Cyclones cut the lead to nine at the break, 38-29.

A 3-pointer from Jones to start the second half pushed the Tigers' lead to 12. But from there, the Cyclones caught fire. A 10-0 ISU run cut the lead to two with 6:34 left in the quarter, and a buzzer-beating 3-pointer tied the game at 45-45.

The Cyclones took their first lead nine seconds into the fourth quarter and never trailed again, going on an 8-0 run to push the advantage to 10 points at 64-54 with 2:21 to play. But after a Jones free throw cut the deficit to nine, McKay, who had been quiet most of the night, hit three 3-pointers in a span of 47 seconds to tie the game.

Auburn shot 41.1% for the game, but just 31% in the second half. Meanwhile, Iowa State shot 47% in the second half, including 40% on 3-pointers. The Cyclones won the rebounding battle 42-36, including 16 offensive rebounds which turned into 14 second-chance points.

AUBURN -- Returning to the court for the first time in 12 days, the Auburn women's basketball team picked up a 71-59 victory over Louisiana-Lafayette at Auburn Arena on Sunday afternoon.

The win was the 10th straight home non-conference victory for Auburn (4-1), dating back to the 2016-17 season.

Sophomore Unique Thompson recorded her third straight double-double and fourth of the season grabbing 13 rebounds while dropping 16 points; she also led the team with four steals.

Freshman Robyn Benton added 15 points going 2-for-3 from beyond the 3-point line. Senior Jannah McKay finished with 13 points and six assists. Emari Jones had eight points and a career-high 10 rebounds, and Daisa Alexander finished with a career-high eight assists.

Auburn jumped out to a quick 15-5 lead behind five points apiece from Thompson and Benton in the opening five minutes. Louisiana (2-3) answered back to cut the Tigers' lead to four at 17-13 after the first quarter. Auburn again pushed ahead by as many as 12 following a Benton jumper with 59 seconds remaining in the half. Louisiana hit a late pair of free throws to cut the Auburn advantage to eight at the half, 34-26.

After the two teams exchanged buckets for much of the 3rd period, the Tigers began to pull away in the fourth quarter opening on an 11-3 run to increase their lead to as much as 16 points at 61-45 with just over five minutes to play. But the Cajuns answered back with a 16-5 run of their own to cut the Auburn lead to as little as five points with 1:25 to play. Auburn would force five turnovers in the last 85 seconds and took advantage of free-throw opportunities to seal the win.

The Tigers forced a season-best 26 turnovers, scoring 27 points on those takeaways. Auburn shot 44.3 percent from the floor and held the Cajuns to 33.3 percent.

Louisiana was paced by Ty'Reona Doucet, who finished with 13 points along with 13 rebounds. Brandi Williams finished with 15 points for the Ragin' Cajuns.

NEW ORLEANS -- Senior Emari Jones scored 16 points to lead three Tigers in double-figures as Auburn women's basketball defeated Xavier (La.) 77-58 Wednesday night.

It was the 250th career head coaching victory for Auburn's Terri Williams-Flournoy, now in her seventh season at Auburn and 15th as a collegiate head coach.

Auburn (5-1) took advantage of 25 turnovers by the Gold Nuggets, turning those into 24 points. The Tigers also used a big early run in the third quarter to break open what had been a nine-point game at the half.

Jones' 16 points led all scorers; she also added four rebounds and a pair of assists. Unique Thompson finished with 15 points and a game-high eight rebounds, and Daisa Alexander used a 10-point third quarter to finish with 13 along with six rebounds and five assists. Jannah McKay had a team-leading seven assists along with nine points and five rebounds.

The Tigers shot 43.9 percent from the floor and hit a season-high 10 3-pointers - four from Jones - and had 22 assists on their 29 field goals. Auburn also recorded 14 steals; Thompson and Alexander had three apiece.

Auburn opened the third quarter on a 7-0 run to push a nine-point halftime lead to 16 at 46-30. The Gold Nuggets would cut the lead to as few as nine late in the period, but a 3-pointer at the buzzer from Alexander gave Auburn a 59-44 lead headed to the fourth.

Auburn saw balanced scoring through a well-played first half on both sides that saw the Tigers take a 39-30 lead to the break. Jones had 10 first-half points and 10 of 11 Auburn players scored as the Tigers shot 46.9 percent from the floor. But Xavier was hot from outside, hitting four 3-pointers to keep things within single-digits.

All 11 players in uniform saw extended playing time, including 14 minutes from freshman Brooke Moore, who had three points in her Auburn debut.

Jas Hill led Xavier with 13 points and Nahrie Pierce added 10. The Gold Nuggets played the game as an exhibit-only, but the records and statistics count for Auburn.





Game 10: Dec. 18, 2018
Auburn 84, Coastal Carolina 78
Myrtle Beach Convention Center
Myrtle Beach, S.C.
Carolinas Challenge

Official Basketball Box Score -- Game Totals -- Final Statistics
Auburn vs Coastal Carolina
12-18-18 6:15 p.m. at Myrtle Beach (SC) Convention Center
Auburn 84 • 9-1
Player stats for Auburn including Daisa Alexander, Emari Jones, Unique Thompson, Crystal Primm, etc.

Coastal Carolina 78 • 7-2
Player stats for Coastal Carolina including BLANDING, Breelyn, CASH, Torrie, CAMP, Jansae, etc.

Officials: Roy Gulbeyan, Meadow Overstreet, Erael Silva
Technical fouls: Auburn-None, Coastal Carolina-None.
Attendance: 2018 CAROLINAS CHALLENGE
Score by periods: 1st 2nd 3rd 4th Total
Auburn 17 21 24 22 84
Coastal Carolina 16 23 22 17 78

Game 11: Dec. 20, 2018
Auburn 86, North Carolina 81 (OT)
Myrtle Beach Convention Center
Myrtle Beach, S.C.
Carolinas Challenge

Official Basketball Box Score -- Game Totals -- Final Statistics
Auburn vs North Carolina
12-20-18 6:30 p.m. at Myrtle Beach (SC) Convention Center
Auburn 86 • 10-1
Player stats for Auburn including Daisa Alexander, Emari Jones, Unique Thompson, Crystal Primm, etc.

North Carolina 81 • 8-5
Player stats for North Carolina including BENNETT, Shayla, KOENEN, Taylor, JONES, Jocelyn, etc.

Officials: Eric Brewton, Bruce Morris and Erica Camarota
Technical fouls: Auburn-None, North Carolina-None.
Attendance: 2018 CAROLINAS CHALLENGE
Score by periods: 1st 2nd 3rd 4th OT Total
Auburn 18 16 13 22 17 86
North Carolina 22 18 17 23 12 81

MYRTLE BEACH, S.C. -- The Auburn women's basketball team overcame foul trouble and a hot-shooting Coastal Carolina team to earn an 84-78 win Tuesday night in the Carolinas Challenge at the Myrtle Beach Convention Center.

The Tigers (9-1) extended their winning streak to six games, but it was not without anxious moments as Auburn lost two post players to fouls in the fourth quarter and had to overcome the Chanticleers (7-2), who hovered near 50-percent shooting most of the night and had two players score 25-plus.

Janiah McKay led Auburn for the third straight game with 21 points, scoring 15 in the first half and salting the game away in the fourth quarter at the free-throw line. Emari Jones had 16 points, knocking down four 3-pointers, and Crystal Primm had a 14-point night, all coming in the second half.

The Tigers trailed at the half for the first time this season as CCU took a 39-38 lead to the break. The lead changed hands 10 times in a first half that saw Auburn attempt 17 3-pointers while Coastal drove to the basket, drew fouls, and made a living at the free-throw line (13-of-16). McKay and Jones combined for 26 of Auburn's 38 points in the half while Thompson, Primm, Jackson and Benton dealt with foul trouble.

The lead changed hands seven more times in the second half with Coastal extending its lead to as many as seven points at 46-39 with 7:51 to play in the third quarter. But the Tigers kept chipping away, and a steal and fast-break layup by Emari Jones just before the buzzer gave Auburn a 62-61 lead after three periods.

Game 12: Dec. 22, 2018
Auburn 96, Elon 44
Schar Center
Elon, N.C.

Official Basketball Box Score -- Game Totals -- Final Statistics
Auburn vs Elon
12-22-18 2 p.m. at Elon, N.C.
Auburn 96 • 11-1
Player stats for Auburn including Unique Thompson, Daisa Alexander, Emari Jones, Crystal Primm, etc.

Elon 44 • 5-6
Player stats for Elon including Popovic, Anna, Maupin, Emily, Perpigman, Brie, Colon, Ariel, etc.

Officials: Tiara Cruse, Mark Besch, Jeffrey Smith
Technical fouls: Auburn-None, Elon-None.
Attendance: 368
Score by periods: 1st 2nd 3rd 4th Total
Auburn 26 25 18 27 96
Elon 11 8 16 9 44

ELON, N.C.-- For the second time this month, Auburn set a school record for 3-pointers, cruising to its eighth straight win with a 96-44 victory over Elon Saturday afternoon.

The Tigers (11-1) hit 14 3-pointers, breaking a 20-day-old Auburn record of 13 that was set Dec. 2 vs. Oklahoma. But it wasn't just the longball for Auburn Saturday - Auburn shot a season-best 63.3 percent from the field, including 70 percent in the second half, to pull away early and sprint to a 52-point victory.

Five players finished in double-figures for the Tigers, led by junior Crystal Primm with 17 points, who shared the team lead with seven rebounds. Freshman Robyn Benton hit five 3-pointers to finish with 15 points, while Unique Thompson and Brooke Moore added 14 and Janiah McKay had 13. Freshman Erin Howard also had a career-high seven rebounds to share the team lead.

Eleven of the Tigers' record-setting 14 treys were made by freshmen - five for Benton, four by Moore and two from Howard. The record-breaker was hit by Howard with 20 seconds to play.

The Tigers completely dominated the first half, taking a 51-19 halftime lead, their largest of the season. Auburn shot 58 percent from the field in the opening 20 minutes, including a 63-percent clip in the first quarter. A 16-6 run over the first 4:42 gave the Tigers an early double-digit lead, and Elon would get no closer the rest of the way.

Auburn's defense carried the day in the early-going as the Tigers forced seven first-quarter turnovers, turning those into 15 points.







Game 22: Feb. 3, 2019
Auburn 59, Georgia 58 (OT)
Auburn Arena
Auburn, Ala.

Official Basketball Box Score -- Game Totals -- Final Statistics
Georgia vs Auburn
02/03/19 2:00 p.m. at Auburn Arena -- Auburn, Ala.
Georgia 58 • 13-5, 4-4 SEC

Georgia 58 • 13-5, 4-4 SEC
Player stats for Georgia including Robinson, Caliya; Cole, Taja; Connelly, Gabby; Caldwell, Maya; Morrison, Que; Paul, Stephanie; Hoose, Catlin; Hubbard, Kaila; Statti, Jenna.

Officials: Dee Kestner, Kylie Galloway, Eric Baker
Technical fouls: Georgia-None, Auburn-None.
Attendance: 2170

Score by periods table for Georgia vs Auburn game.

Last FG - USA 02:02-01, AU 01:07-07.
Largest lead - USA by 13 4th-09-43, AU by 2 2nd-09-13.
USA led for 35:18, AU led for 02:45. Game was tied for 06:57.

AUBURN -- A furious rally to force overtime led and clutch free throws in the extra period led the Auburn women's basketball team to a 59-58 win over Georgia Sunday afternoon at Auburn Arena.

The Tigers (17-5, 5-4 SEC) snapped a four-game skid against Georgia that dated to 2016 and rallied from a double-digit deficit for the second time in SEC play.

After Auburn trailed by as many as 13 points in the fourth quarter, junior Crystal Primm hit a game-tying layup with 13 seconds left to send it to overtime at 49-49. The Tigers then went 6-for-6 at the free-throw line in overtime - including 4-for-4 from Primm in the final 34 seconds - and held off a last-second shot from Georgia to secure their first home SEC win of the season.

With 15.6 seconds left in overtime and Auburn trailing 58-57 with the ball in the frontcourt, Janiah McKay drove for what would have been the go-ahead layup. After she missed, Primm grabbed the rebound and was fouled on the put-back attempt. Both free throws were good, and after Georgia called timeout to advance, the Bulldogs' 3-point attempt missed and time expired to give the Tigers a stirring victory.

Auburn overcame its worst shooting game of the season (30.4%) by forcing 28 Georgia turnovers - 11 in the fourth quarter alone - converting those into 22 points. The Tigers had a season-high 21 steals and out-rebounded Georgia 37-36.

Janiah McKay led the Tigers with 18 points and scored her 1,500th career point in the first quarter. She also had a season-high five steals and was 8-of-10 at the free-throw line. Unique Thompson added 14 points and nine rebounds along with four steals, and Primm finished with 13 points and a career-high nine rebounds.

Four Auburn players had at least four steals - McKay led with five while Thompson, Alexander and Erica Sanders had four apiece. Erin Howard added three steals along with seven points and four rebounds.

Game 23: Feb. 7, 2019
#19 Kentucky 78, Auburn 68
Auburn Arena
Auburn, Ala.

Official Basketball Box Score -- Game Totals -- Final Statistics
Kentucky vs Auburn
02/07/19 6:00 p.m. at Auburn Arena -- Auburn, Ala.
Kentucky 78 • 19-5, 6-4 SEC

Kentucky 78 • 19-5, 6-4 SEC
Player stats for Kentucky including McKinney, KeKe; Wyatt, Tatyana; Morris, Maci; Howard, Rhyme; Murray, Taylor; Green, Blair; Pasche, Amanda; Roper, Jaida.

Officials: Tina Napier, Luis Gonzalez, Julie Kronmehne
Technical fouls: Kentucky-None, Auburn-None.
Attendance: 1604

Score by periods table for Kentucky vs Auburn game.

Last FG - UK 4th-01:19, AU 4th-04:15.
Largest lead - UK by 16 1st-02:05-21, AU by 2 1st-09:36.
UK led for 39:04, AU led for 00:32. Game was tied for 00:24.

AUBURN -- Auburn's Unique Thompson scored a game-high 20 points, but a 3-point barrage in the first half by No. 19 Kentucky was the difference in a 75-65 loss Thursday night at Auburn Arena.

The Tigers (17-6, 5-5 SEC) led in most statistical categories and were able to control the paint most of the night, but the Wildcats (19-5, 6-4) hit their first eight 3-point attempts and used a 14-0 run in the second quarter to build a lead Auburn could not overcome.

Auburn shot 42.3 percent from the field and out-rebounded Kentucky 29-27. It was the first time this season that Auburn fell when out-rebounding its opponent. The Tigers also scored 22 points off 17 Kentucky turnovers and controlled the inside game, scoring 36 points in the paint. Auburn also took advantage of free-throw opportunities, hitting 22-of-29 attempts at the line.

Kentucky, meanwhile, shot 51.9 percent for the game, including a 55-percent night (11-for-20) from beyond the arc. The Wildcats were 9-of-12 from 3-point range in the first half before Auburn was able to hold them to just 2-of-8 after halftime.

Thompson's 20 points led all scorers; she also led Auburn with six rebounds. Janiah McKay added 14 points, and Crystal Primm scored 11 and led the Tigers with six steals and five assists. Robyn Benton added eight points off the bench.

After a mostly even first quarter that saw Kentucky take a 22-18 lead, Auburn scored first in the second quarter to cut the lead to two with 8:44 left. But over the next three-plus minutes, the Wildcats forced three Auburn turnovers and hit a pair of 3s as part of a 14-0 run to give Kentucky a 36-20 lead. The Wildcats would finally miss on their ninth 3-point attempt of the night but took a 42-28 lead to the half.

Kentucky extended its lead to as much as 16 at 66-50 with 8:39 to play. Auburn would get as close as nine points midway through the quarter but could pull no closer.

Game 24: Feb. 10, 2019
Auburn 75, Arkansas 73
Bud Walton Arena
Fayetteville, Ark.

Official Basketball Box Score -- Game Totals -- Final Statistics
Auburn vs Arkansas
02/10/19 1 p.m. at Fayetteville, Ark. (Bud Walton Arena)
Auburn 75 • 18-6, 6-5 (SEC)

Auburn 75 • 18-6, 6-5 (SEC)
Player stats for Auburn including Unique Thompson; Erin Howard; Daisa Alexander; Crystal Primm; Janiah McKay; Robyn Benton; Brooke Moore; Erica Sanders; Abigail Jackson; Kiyae' White.

Officials: Frank Steratore, Jennifer Rezac, Brian Garland
Technical fouls: Auburn-Crystal Primm, Arkansas-TEAM.
Attendance: 2455
Tickets Scanned: 2,061
Fouled out: Arkansas #10, Williams (2:40 Q4)
Auburn #23, Primm (1:39 Q4); #33 McKay (0:36 Q4)

Score by periods table for Auburn vs Arkansas game.

Last FG - AU 4th-02:41, AR 4th-02:20.
Largest lead - AU by 17 3rd-08:29, AR by 5 1st-07:44.
AU led for 32:26, AR led for 05:35. Game was tied for 01:59.

FAYETTEVILLE, Ark. -- Four Tigers scored in double-figures, and the Auburn women's basketball team held off a late Arkansas rally to earn a thrilling 75-72 win Sunday afternoon at Bud Walton Arena.

The Tigers (18-6, 6-5 SEC) saw a 17-point third-quarter lead evaporate as Arkansas' Chelsea Dungee scored 41 points - 32 of them in the second half - but got two late defensive stops and made clutch free throws to hold on for their fifth SEC road win of the year.

Arkansas took a 71-70 lead with 1:39 to play after Dungee hit four straight free throws. But a steal by Unique Thompson, a subsequent Arkansas foul and two free throws gave the Tigers the lead back at 72-71. Thompson then blocked a Dungee jumper at the other end, Daisa Alexander got the rebound, then hit two more free throws with 4.2 left to make it 74-71.

Auburn would foul Dungee before she could attempt a tying 3-pointer, and she missed the first and made the second to give Auburn the ball back with a 2-point lead. Robyn Benton was fouled before the clock started, made one of two, and Arkansas could not get a shot off before the buzzer.

Thompson picked up her 10th double-double of the season with 13 points and 12 rebounds, including the two clutch free throws in the final seconds. Alexander led the Tigers with 18 points, Janiah McKay added 13 along with six assists, and Benton scored 11. Erin Howard had one of her best all-around games of the season with 7 points, a career-high 8 rebounds, 3 assists, 3 blocks and 2 steals.

Auburn shot 45.9 percent from the field and held Arkansas to a 36.8-percent day. The Tigers forced just 12 turnovers, tied for the fewest this season, but took advantage of the few with two off the Razorbacks' giveaways. Auburn also controlled the inside game, scoring 42 points in the paint to Arkansas' 16. The Tigers also won the rebounding battle 37-32.

The Tigers extended a 14-point halftime lead to as many as 17 early in the third quarter. But from that point, Dungee caught fire and took advantage of numerous free-throw opportunities - she was 17-of-19 for the game - but Auburn still led 60-47 at the end of three.

**Game 25: Feb. 14, 2019**  
**Tennessee 73, Auburn 62**  
**Thompson-Boling Arena**  
**Knoxville, Tenn.**

**Official Basketball Box Score -- Game Totals -- Final Statistics**  
**Auburn vs Tennessee**  
**02/14/19 7:02 p.m. at Knoxville, Tenn. (Thompson-Boling Arena)**

**Auburn 62 • 18-7, 6-6 SEC**

#	Player	Total		3-Ptr		Rebounds			PF	TP	A	TO	Blk	Stl	Min		
		FG	FGA	FG	FGA	FT	FTA	Off								Def	Tot
20	Unique Thompson	6	10	0	0	6	7	13	2	12	1	1	1	0	36		
24	Erin Howard	1	4	1	3	0	0	2	3	3	2	2	0	0	31		
00	Daisa Alexander	9	22	4	10	0	0	2	2	3	22	3	1	0	35		
23	Crystal Primm	0	2	0	0	0	0	3	1	4	1	4	2	3	0	25	
33	Janiah McKay	0	5	1	1	0	1	1	1	12	1	2	0	1	34		
01	Robyn Benton	0	3	0	0	0	0	0	2	7	1	1	0	2	14		
03	Erica Sanders	0	3	0	1	0	0	2	2	2	0	1	0	0	12		
04	Abigail Jackson	1	1	0	0	0	1	1	5	2	0	2	1	0	9		
10	Kiyae White	0	0	0	0	0	1	1	0	0	0	1	0	0	4		
	<b>Team</b>					1	3	4									
	<b>Totals</b>	<b>27</b>	<b>65</b>	<b>6</b>	<b>19</b>	<b>2</b>	<b>5</b>	<b>10</b>	<b>20</b>	<b>30</b>	<b>19</b>	<b>62</b>	<b>11</b>	<b>13</b>	<b>2</b>	<b>8</b>	<b>200</b>

1st FG %: 8-14 57.1% 2nd: 6-19 31.6% 3rd: 4-14 28.6% 4th: 9-18 50.0% Game: 27-65 41.5% Deadball  
 3FG %: 3-3 66.7% 1-3 20.0% 1-3 33.3% 1-3 33.3% 6-18 33.3% Rebounds  
 FT %: 0-0 0.0% 0-0 0.0% 1-2 50.0% 1-3 33.3% 2-5 40.0%

**Tennessee 73 • 16-8, 5-6**

#	Player	Total		3-Ptr		Rebounds			PF	TP	A	TO	Blk	Stl	Min		
		FG	FGA	FG	FGA	FT	FTA	Off								Def	Tot
00	Davis,Rennia	1	5	1	1	4	4	3	7	10	2	15	1	1	0	2	40
15	Green,Cheridene	1	6	1	0	4	6	5	6	11	2	16	0	0	0	4	30
02	Westbrook,Evin	0	1	1	5	6	6	0	5	5	1	9	10	4	0	1	36
10	Jackson,Meme	0	2	0	5	1	2	0	6	3	1	0	2	0	34		
14	Green,Zaay	0	12	1	2	0	0	5	2	7	1	25	1	2	0	1	34
04	Collins,Mimi	0	2	0	0	0	0	0	1	1	0	0	0	2	0	0	4
05	Harris,Kamera	0	0	0	0	0	0	0	0	1	0	0	0	0	0	3	
11	Kushkittah,Kasiyahna	0	2	0	0	0	0	0	3	0	0	0	1	0	0	10	
12	Burrell,Rae	0	1	0	0	0	0	0	0	0	0	0	0	0	0	4	
13	Massengill,Jazmine	1	2	0	0	0	1	1	2	1	2	0	2	0	0	5	
	<b>Team</b>					0	4										
	<b>Totals</b>	<b>27</b>	<b>63</b>	<b>5</b>	<b>13</b>	<b>14</b>	<b>16</b>	<b>17</b>	<b>28</b>	<b>45</b>	<b>8</b>	<b>73</b>	<b>16</b>	<b>12</b>	<b>0</b>	<b>10</b>	<b>200</b>

1st FG %: 8-18 44.4% 2nd: 3-15 20.0% 3rd: 7-15 46.7% 4th: 9-15 60.0% Game: 27-63 42.9% Deadball  
 3FG %: 2-4 50.0% 1-3 33.3% 0-0 0.0% 2-6 33.3% 5-13 38.5% Rebounds  
 FT %: 0-0 0.0% 0-2 0.0% 0-0 0.0% 4-4 100.0% 14-16 87.5%

Officials: Dee Kantner, Eric Brewton, Amy Bonner  
 Technical fouls: Auburn-None, Tennessee-None.  
 Attendance: 7517

Score by periods	1st	2nd	3rd	4th	Total
Auburn	18	14	10	20	62
Tennessee	18	9	22	24	73

Points In Off 2nd Fast  
 Point T/O Chance Break Bench  
 AU 22 12 11 10 2  
 UT 32 13 16 10 2

Last FG - AU 4th-00:01, UT 4th-02:02.  
 Largest lead - AU by 7 2nd-01:00, UT by 13 4th-04:18.  
 AU led for 10:40, UT led for 21:48, Game was tied for 07:30.  
 Score tied - 5 times.  
 Lead changed - 5 times.

**KNOXVILLE, Tenn.** -- Daisa Alexander matched a season-high with 22 points, but Auburn could not hold onto a halftime lead as Tennessee earned a 73-62 win Thursday night in Knoxville.

The Tigers (18-7, 6-6 SEC) hit an equal number of shots to Tennessee and out-shot the Lady Vols from long range, but Tennessee out-rebounded Auburn 25-11 in the second half, scored 16 second-chance points and took advantage of multiple free-throw opportunities to secure the win.

Alexander's 22 marked her third time in SEC play to score that total, matching her output from the wins at Florida and Alabama. She also hit a season-high four 3-pointers and led the Tigers with three assists. Unique Thompson picked up her 11th double-double of the season and second in a row with 12 points and 13 rebounds, and Janiah McKay added 12 points.

For the game, Auburn hit 27-of-65 attempts (42%) and Tennessee made 27-of-63 (43%). But Tennessee was 14-of-16 at the free-throw line; meanwhile, Auburn did not get to the line until late in the third quarter and made just 2-of-5. The Tigers also forced a season-low 12 turnovers while Tennessee had 10 steals to Auburn's eight.

Tennessee opened the third quarter on a 12-2 run as Auburn missed eight of its first nine shots in the period. Meanwhile, the Tigers did not have an offensive rebound in the quarter as the Lady Vols controlled the boards, outscored Auburn 22-10 in the period and took a 49-42 lead to the fourth.

Auburn opened the fourth quarter with five straight points to cut the lead to two at 49-47. But Tennessee continued to control the boards and pushed their advantage to 13 after three straight fast-break baskets. The Lady Vols' run extended to 11-0 over the next four minutes, and Auburn could get no closer than eight the rest of the way.

**2018-19 Auburn Women's Basketball  
Auburn Combined Team Statistics (as of Feb 14, 2019)  
All games**

<b>RECORD:</b>	<b>OVERALL</b>	<b>HOME</b>	<b>AWAY</b>	<b>NEUTRAL</b>
ALL GAMES	18-7	7-4	9-3	2-0
CONFERENCE	6-6	1-4	5-2	0-0
NON-CONFERENCE	12-1	6-0	4-1	2-0

#	Player	gp-gs	min	avg	Total		3-Point		F-Throw		Rebounds				pf	dq	a	to	blk	stl	pts	avg
					fg-fga	fg%	3fg-fga	3fg%	ft-fa	ft%	off	def	tot	avg								
33	Janiah McKay	25-25	794	31.8	120-291	.412	15-62	.242	101-125	.808	13	48	61	2.4	57	1	104	60	2	59	356	14.2
20	Unique Thompson	25-25	776	31.0	130-226	.575	0-0	.000	62-105	.590	99	162	261	10.4	56	1	28	55	20	45	322	12.9
00	Daisa Alexander	25-25	687	27.5	116-289	.401	43-121	.355	34-49	.694	21	57	78	3.1	55	1	44	47	2	59	309	12.4
23	Crystal Primm	25-25	705	28.2	105-219	.479	0-5	.000	68-93	.731	48	53	101	4.0	70	2	40	66	5	53	278	11.1
05	Emari Jones	13-13	384	29.5	46-118	.390	26-74	.351	10-12	.833	26	33	59	4.5	23	0	20	27	3	17	128	9.8
01	Robyn Benton	25-0	373	14.9	57-137	.416	31-75	.413	18-27	.667	12	19	31	1.2	33	0	16	13	2	24	163	6.5
02	Brooke Moore	18-0	233	12.9	36-117	.308	27-86	.314	8-8	1.000	5	15	20	1.1	11	0	9	10	1	9	107	5.9
24	Erin Howard	24-10	475	19.8	33-102	.324	15-65	.231	3-4	.750	24	46	70	2.9	37	0	30	17	13	23	84	3.5
04	Abigayle Jackson	22-0	173	7.9	20-38	.526	1-3	.333	5-5	1.000	13	22	35	1.6	45	2	4	16	13	6	46	2.1
03	Erica Sanders	15-2	263	17.5	12-26	.462	1-2	.500	4-4	1.000	9	21	30	2.0	37	0	15	6	1	13	29	1.9
10	Kiyae' White	22-0	140	6.4	12-30	.400	0-0	.000	5-8	.625	18	15	33	1.5	19	0	8	9	1	2	29	1.3
35	Natalie Kelly	11-0	47	4.3	1-4	.250	0-0	.000	3-8	.375	6	3	9	0.8	4	0	0	8	2	1	5	0.5
Team											45	51	96				3					
Total.....		25	5050		688-1597	.431	159-493	.323	321-448	.717	339	545	884	35.4	447	7	318	337	65	311	1856	74.2
Opponents.....		25	5050		567-1356	.418	196-543	.361	305-420	.726	283	603	886	35.4	415	-	350	520	51	187	1635	65.4

<b>TEAM STATISTICS</b>	<b>AU</b>	<b>OPP</b>	<b>Date</b>	<b>Opponent</b>	<b>Score</b>	<b>Att.</b>
SCORING	1856	1635	11/06/18	GRAMBLING STATE	w 97-48	1657
Points per game	74.2	65.4	^ 11/09/18	NICHOLLS	w 80-59	2316
Scoring margin	+8.8	-	^ 11/11/18	at New Mexico	w 79-76	4419
FIELD GOALS-ATT	688-1597	567-1356	^ 11/13/18	at Iowa State	L 64-67	9274
Field goal pct	.431	.418	11/25/18	LOUISIANA	w 71-59	1488
3 POINT FG-ATT	159-493	196-543	11/28/18	at Xavier (N.O.)	w 77-58	201
3-point FG pct	.323	.361	12/02/18	OKLAHOMA	w 95-79	1877
3-pt FG made per game	6.4	7.8	12/06/18	at Saint Joseph's	w 81-70	443
FREE THROWS-ATT	321-448	305-420	12/16/18	SAMFORD	w 73-46	1675
Free throw pct	.717	.726	& 12/18/18	vs Coastal Carolina	w 84-78	517
F-Throws made per game	12.8	12.2	& 12/20/18	vs North Carolina	Wot 86-81	794
REBOUNDS	884	886	12/22/18	at Elon	w 96-44	368
Rebounds per game	35.4	35.4	12/29/18	ALABAMA STATE	w 83-50	1868
Rebounding margin	-0.1	-	* 01/03/19	TENNESSEE	L 69-78	2204
ASSISTS	318	350	* 01/06/19	at Florida	w 64-56	2109
Assists per game	12.7	14.0	* 01/10/19	at Alabama	w 66-56	2575
TURNOVERS	337	520	* 01/14/19	MISSISSIPPI STATE	L 59-85	1908
Turnovers per game	13.5	20.8	* 01/17/19	at Vanderbilt	w 72-70	1835
Turnover margin	+7.3	-	* 01/24/19	TEXAS A&M	L 67-69	1656
Assist/turnover ratio	0.9	0.7	* 01/27/19	at Missouri	L 65-74	5119
STEALS	311	187	* 01-31-19	at Ole Miss	w 64-51	1296
Steals per game	12.4	7.5	* 02/03/19	GEORGIA	Wot 59-58	2170
BLOCKS	65	51	* 02/07/19	KENTUCKY	L 68-78	1604
Blocks per game	2.6	2.0	* 02/10/19	at Arkansas	w 75-72	2455
ATTENDANCE	20423	38952	* 02/14/19	at Tennessee	L 62-73	7547
Home games-Avg/Game	11-1857	12-3137				
Neutral site-Avg/Game	-	2-656				

\* = Conference game  
 ^ = Preseason WNIT  
 & = Carolinas Challenge (Myrtle Beach, S.C.)

<b>Score by Periods</b>	<b>1st</b>	<b>2nd</b>	<b>3rd</b>	<b>4th</b>	<b>OT</b>	<b>Totals</b>
Auburn	432	428	454	515	27	1856
Opponents	383	338	450	443	21	1635



**2018-19 Auburn Women's Basketball**  
**Auburn Combined Team Statistics (as of Feb 14, 2019)**  
**Conference games only**

<b>RECORD:</b>	<b>OVERALL</b>	<b>HOME</b>	<b>AWAY</b>	<b>NEUTRAL</b>
ALL GAMES	6-6	1-4	5-2	0-0
CONFERENCE	6-6	1-4	5-2	0-0
NON-CONFERENCE	0-0	0-0	0-0	0-0

##	Player	gp-gs	min	avg	Total		3-Point		F-Throw		Rebounds				pf	dq	a	to	blk	stl	pts	avg
					fg-fga	fg%	3fg-fga	3fg%	ft-fta	ft%	off	def	tot	avg								
00	Daisa Alexander	12-12	345	28.8	62-157	.395	25-69	.362	18-26	.692	9	24	33	2.8	36	1	14	20	1	31	167	13.9
33	Janiah McKay	12-12	403	33.6	57-150	.380	5-31	.161	43-55	.782	7	21	28	2.3	29	1	41	27	0	27	162	13.5
20	Unique Thompson	12-12	404	33.7	61-106	.575	0-0	.000	28-50	.560	45	71	116	9.7	26	0	12	27	6	19	150	12.5
23	Crystal Primm	12-12	366	30.5	49-120	.408	0-1	.000	29-45	.644	22	28	50	4.2	39	1	23	36	1	27	127	10.6
01	Robyn Benton	12-0	132	11.0	19-49	.388	9-27	.333	9-13	.692	4	9	13	1.1	12	0	3	7	0	8	56	4.7
24	Erin Howard	12-10	298	24.8	19-53	.358	8-32	.250	1-2	.500	15	26	41	3.4	20	0	17	10	5	14	47	3.9
02	Brooke Moore	11-0	134	12.2	14-57	.246	10-39	.256	2-2	1.000	3	5	8	0.7	7	0	0	6	1	7	40	3.6
03	Erica Sanders	12-2	238	19.8	12-26	.462	1-2	.500	2-2	1.000	4	17	21	1.8	32	0	14	4	1	10	27	2.3
04	Abigayle Jackson	9-0	57	6.3	3-7	.429	0-0	.000	1-1	1.000	1	4	5	0.6	15	1	0	9	4	3	7	0.8
10	Kiyae' White	10-0	46	4.6	3-5	.600	0-0	.000	1-2	.500	4	5	9	0.9	6	0	2	4	1	0	7	0.7
35	Natalie Kelly	2-0	2	1.0	0-0	.000	0-0	.000	0-0	.000	0	0	0	0.0	1	0	0	0	0	0	0	0.0
Team											28	20	48				2					
Total.....		12	2425		299-730	.410	58-201	.289	134-198	.677	142	230	372	31.0	223	4	126	152	20	146	790	65.8
Opponents.....		12	2425		283-621	.456	97-240	.404	157-210	.748	127	309	436	36.3	184	-	176	236	33	86	820	68.3

<b>TEAM STATISTICS</b>	<b>AU</b>	<b>OPP</b>	<b>Date</b>	<b>Opponent</b>	<b>Score</b>	<b>Att.</b>
SCORING	790	820	* 01/03/19	TENNESSEE	L 69-78	2204
Points per game	65.8	68.3	* 01/06/19	at Florida	W 64-56	2109
Scoring margin	-2.5	-	* 01/10/19	at Alabama	W 66-56	2575
FIELD GOALS-ATT	299-730	283-621	* 01/14/19	MISSISSIPPI STATE	L 59-85	1908
Field goal pct	.410	.456	* 01/17/19	at Vanderbilt	W 72-70	1835
3 POINT FG-ATT	58-201	97-240	* 01/24/19	TEXAS A&M	L 67-69	1656
3-point FG pct	.289	.404	* 01/27/19	at Missouri	L 65-74	5119
3-pt FG made per game	4.8	8.1	* 01-31-19	at Ole Miss	W 64-51	1296
FREE THROWS-ATT	134-198	157-210	* 02/03/19	GEORGIA	Wot 59-58	2170
Free throw pct	.677	.748	* 02/07/19	KENTUCKY	L 68-78	1604
F-Throws made per game	11.2	13.1	* 02/10/19	at Arkansas	W 75-72	2455
REBOUNDS	372	436	* 02/14/19	at Tennessee	L 62-73	7547
Rebounds per game	31.0	36.3				
Rebounding margin	-5.3	-				
ASSISTS	126	176				
Assists per game	10.5	14.7				
TURNOVERS	152	236				
Turnovers per game	12.7	19.7				
Turnover margin	+7.0	-				
Assist/turnover ratio	0.8	0.7				
STEALS	146	86				
Steals per game	12.2	7.2				
BLOCKS	20	33				
Blocks per game	1.7	2.8				
ATTENDANCE	9542	22936				
Home games-Avg/Game	5-1908	7-3277				
Neutral site-Avg/Game	-	0-0				

\* = Conference game

^ = Preseason WNIT

&amp; = Carolinas Challenge (Myrtle Beach, S.C.)

<b>Score by Periods</b>	<b>1st</b>	<b>2nd</b>	<b>3rd</b>	<b>4th</b>	<b>OT</b>	<b>Totals</b>
Auburn	168	182	208	222	10	790
Opponents	199	174	231	207	9	820



**Daisa Alexander**  
 Junior • G • 5-8  
 Decatur, Ga.  
*Southwest DeKalb HS*



**Robyn Benton**  
 Freshman • G • 5-9  
 Conyers, Ga.  
*Greater Atlanta Christian School*



**Brooke Moore**  
 Freshman • G • 5-7  
 McDonough, Ga.  
*Henry County HS*



**Erica Sanders**  
 Senior • G • 5-10  
 San Antonio, Texas  
*Johnson HS*



**Abigail Jackson**  
 Sophomore • F • 6-3  
 Little Rock, Ark.  
*Little Rock Central HS*



**Emari Jones**  
 Senior • G • 6-2  
 Chicago, Ill.  
*Shawnee CC*



**Kiyae' White**  
 RS Freshman • F • 6-2  
 Macungie, Pa.  
*Emmaus HS*



**Unique Thompson**  
 Sophomore • F • 6-3  
 Theodore, Ala.  
*Faith Academy*



**Crystal Primm**  
 RS Junior • G • 5-11  
 West Palm Beach, Fla.  
*Duke*



**Erin Howard**  
 Freshman • F/G • 6-1  
 Madison, Wis.  
*Madison East HS*



**Janiah McKay**  
 Senior • G • 5-6  
 Gainesville, Fla.  
*Gainesville HS*



**Natalie Kelly**  
 Freshman • F • 6-3  
 Albany, La.  
*Albany HS*



**Terri Williams-Flournoy**  
 Head Coach  
 Penn State (1991)  
*Seventh Season*



**Ty Evans**  
 Associate Head Coach  
 Wisconsin-Whitewater (1995)  
*Seventh Season*



**Adrian Walters**  
 Assistant Coach  
 St. Francis (Pa.) (1987)  
*Seventh Season*



**Clarisse Garcia**  
 Assistant Coach  
 Villanova (2007)  
*Third Season*