



# 2011-12 Auburn Women's Basketball

Game 24 • February 5, 2012

at #8/8 Tennessee • We Back Pat

18 NCAA Tournament Appearances • Three Final Fours • Five SEC Titles • Four SEC Tournament Titles

## AUBURN MEDIA RELATIONS

Associate Director/WBB Contact: Matt Crouch • [mcrouch@auburn.edu](mailto:mcrouch@auburn.edu)

Auburn Athletic Complex / 392 South Donahue / Auburn, AL 36849

O: 334.844.9800 • C: 334.740.4109 • F: 334.844.9807

[www.AuburnTigers.com](http://www.AuburnTigers.com)

Twitter: @AuburnWBB • Facebook: [facebook.com/AUWBB](https://www.facebook.com/AUWBB)

## 2011-12 SCHEDULE/RESULTS

<b>OCTOBER</b>		
30	Georgia College	W, 85-25
<b>NOVEMBER</b>		
11	at Mercer	W, 77-43
15	Belmont	W, 80-53
18	at #6 Duke	L, 50-73
23	George Washington	W, 55-47
27	South Carolina-Upstate	W, 75-34
30	Troy	W, 74-47
<b>DECEMBER</b>		
3	at Temple	L, 57-73
14	South Florida	W, 62-45
18	#22 Purdue	L, 54-62
21	1-vs. Marist	L, 61-69
22	1-vs. Central Connecticut State	W, 49-40
29	2-vs. North Carolina-Charlotte	W, 68-58
30	2-vs. Florida International	L, 55-64
<b>JANUARY</b>		
1	#7/8 Tennessee* (CSS)	L, 52-73
5	at Alabama*	W, 65-55
8	#16/15 Georgia* (CSS)	L, 45-70
12	at #25/24 Vanderbilt* (CSS)	L, 58-66
15	at Arkansas* (FSN)	L, 39-59
19	South Carolina*	W, 53-49
22	at Mississippi State*	L, 67-62
26	#6/6 Kentucky*	L, 48-66
29	at Ole Miss* (FSN)	W, 67-54
<b>FEBRUARY</b>		
2	Vanderbilt*	L, 61-66
5	at #8/8 Tennessee* (SECN)	1 p.m.
9	at Florida* (FSN)	6 p.m.
12	Arkansas* (ESPN2)	1:30 p.m.
19	at LSU* (CST)	2 p.m.
23	Alabama* (CSS)	8 p.m.
26	Ole Miss* (FSN)	2:30 p.m.
<b>MARCH</b>		
1-4	Southeastern Conference Tournament	
	Nashville, Tenn. • Bridgestone Arena	
17-20	NCAA Tournament First and Second Rounds	
24-27	NCAA Tournament Regionals	
<b>APRIL</b>		
1-3	NCAA Tournament Final Four	
	Denver, Colo. • Pepsi Center	

\* - SEC Game

All Times are Central

1 - Hofstra Holiday Classic (Hempstead, N.Y.)

2 - Sun and Fun Classic (Miami, Fla.)

All home games played at Auburn Arena

**Bold indicates home games**

[www.AuburnTigers.com](http://www.AuburnTigers.com)



AT



## GAME 24

[NR/NR] Auburn (11-12, 3-7 SEC) at [8/8] Tennessee (16-6, 7-2 SEC)

**When:** Sunday, February 5 • 1 p.m. CT

**Where:** Thompson-Boling Arena (21,678) • Knoxville, Tenn.

**TV/Webcast:** SEC Network; Cara Capuano (play-by-play), Abby Waner (analyst)

**Radio:** 96.7 WMXA; Andy Burcham (play-by-play), Arnika Edwards (color)

**Audio Webcast:** AuburnTigers.com

**GameTracker:** AuburnTigers.com

**Series:** Auburn trails, 10-35 (2-16 in Knoxville)

**Last Meeting:** Tennessee def. Auburn, 73-52, in Auburn, Ala., on Jan. 1, 2012

**Last Meeting in Knoxville:** Tennessee def. Auburn, 85-56, on Jan. 28, 2010

**Up Next:** Auburn will remain on the road for a Thursday, Feb. 9 game at Florida; tipoff is set for 6 p.m. CT at the Stephen C. O'Connell Center

## AUBURN PROJECTED STARTERS

No.	Pos.	Name	Ht.	Year	PPG	RPG	Hometown
0	G	Hasina Muhammad	6-1	Fr.	9.0	3.7	Memphis, Tenn.
3	G	Najat Ouardad	5-1	Jr.	2.8	(apg) 3.0	Orleans, France
14	F	Blanche Alverson	6-3	Jr.	9.1	4.3	Andalusia, Ala.
22	G	Camille Glymph	5-10	So.	9.4	2.1	Greenville, S.C.
23	F	Chantel Hilliard	6-2	Sr.	6.4	4.1	Biloxi, Miss.

## OFF THE BENCH

2	G	Morgan Jennings	5-8	Sr.	4.9	(apg) 3.2	Atlanta, Ga.
4	G	Parrisha Simmons	6-0	Sr.	2.7	5.5	Macon, Ga.
11	G	Courtney Strain	5-9	So.	1.7	0.4	Woodland, Ala.
20	C	Pascale West	6-8	Jr.	0.3	0.8	LaGrange, Ga.
25	F	Jassany Williams	6-2	So.	3.3	3.4	Davie, Fla.
32	G/F	Tyrese Tanner	6-1	So.	10.7	4.1	Birmingham, Ala.
34	C	Peyton Davis	6-5	So.	0.3	1.1	Pinson, Ala.

Head Coach: Nell Fortner / Associate Head Coach: Kerry Cremeans / Assistant Coaches: Mark Simons and Carla McGhee

## TENNESSEE PROJECTED STARTERS

No.	Pos.	Name	Ht.	Year	PPG	RPG	Hometown
5	G	Ariel Massengale	5-6	Fr.	8.2	(apg) 5.3	Bolingbrook, Ill.
10	G	Meighan Simmons	5-9	So.	10.5	2.4	Cibola, Texas
11	F	Cierra Burdick	6-2	Fr.	4.9	2.5	Charlotte, N.C.
25	F	Glory Johnson	6-3	Sr.	13.5	9.5	Knoxville, Tenn.
40	G/F	Shekinna Stricklen	6-2	Sr.	15.0	6.5	Morrilton, Ark.

Head Coach: Pat Summitt / Assistant Coaches: Holly Warlick, Dean Lockwood and Mickie DeMoss

**Media Information**

The Auburn media relations department considers its work with the media a top priority. The 2011-12 Auburn Women's Basketball Almanac has been prepared to assist the working media in their coverage of Tiger basketball. If you have not received a copy, or if you need additional information, interview or photograph requests, or have any questions, please contact Matt Crouch in the media relations office at 334.844.9709.

**Interview Policy**

Coach Fortner, her assistants and all women's basketball players are available for phone and personal interviews by contacting Matt Crouch in the media relations office. Post-game interviews will be allowed following a 10-minute cooling off period. Non-game day requests will be met based on the players class and practice schedules.

**Credentials**

Anyone wishing to cover an Auburn women's basketball game should contact Matt Crouch in the media relations office at least one day in advance in order to make the proper arrangements.

**On the Air**

The Tigers can be heard live locally in Auburn on Mix 96.7 FM for the entire regular and postseasons. Andy Burcham, in his 24th season with the women's basketball program and handles play-by-play duties. Arnika Edwards joins Burcham for her fifth season and provides color commentary. Each game can also be heard live on the internet at [www.AuburnTigers.com](http://www.AuburnTigers.com).

**Weekly Live Radio Show**

Starting in January, every Tuesday at 6 p.m. CT Nell Fortner will host a live show from Logan's Roadhouse in Tiger Town with Andy Burcham. Fans can listen to the show on 96.7 FM. The number to call in to the show is 1-800-282-2557.

**Game-Day Services**

Statistics, rosters and game notes will be provided prior to the game in the media work room. Box scores will also be handed out during and following the game. Phones and fax machines are available in the media work room.

**Photo/Video Services**

Todd Van Emst of the Auburn Media Relations office handles all photo requests. Please contact Van Emst at 334-844-9514. Video highlights of selected Auburn women's basketball games are available for the media. For information on how to access the FTP server, contact Steve Sain in the Auburn Media Relations office at 334.844.9809.

**On the Web**

The home for Auburn Athletics on the web, [www.AuburnTigers.com](http://www.AuburnTigers.com), is your source for Auburn Women's Basketball. The website offers the most recent information and news on the Tigers. At [AuburnTigers.com](http://AuburnTigers.com), you can also listen to each women's basketball game broadcast live and follow along on live scoring for every home game.



**Follow Auburn Women's Basketball on Twitter**

**@AuburnWBB**



**Become a fan of Auburn Women's Basketball on Facebook**

**[www.Facebook.com/AUWBB](http://www.Facebook.com/AUWBB)**

**2011-12 Numerical Roster**

No.	Name	Height	Position	Class	Hometown/High School
0	Hasina Muhammad	6-1	Guard/Forward	FR	Memphis, Tenn./Ridgeway
2	Morgan Jennings	5-8	Guard	SR	Atlanta, Ga./Frederick Douglass
3	Najat Ouardad	5-1	Guard	JR	Orleans, France/Pensacola St. College
4	Parrisha Simmons	6-0	Guard	SR	Macon, Ga./Southwest Macon
11	Courtney Strain	5-9	Guard	SO	Woodland, Ala./Woodland
14	Blanche Alverson	6-3	Forward/Guard	JR	Andalusia, Ala./Buford (Ga.)
20	Pascale "P.J." West	6-8	Center	JR	LaGrange, Ga./Troup County
22	Camille Glymph	5-10	Guard	SO	Greenville, S.C./J.L. Mann
23	Chantel Hilliard	6-2	Forward/Center	SR	Biloxi, Miss./St. Martin
25	Jassany Williams	6-2	Forward	SO	Davie, Fla./Nova
32	Tyrese Tanner	6-1	Guard/Forward	SO	Birmingham, Ala./Hoover
34	Peyton Davis	6-5	Center	SO	Pinson, Ala./Mortimer Jordan

**2011-12 Alphabetical Roster**

No.	Name	Height	Pos.	Ht.	Hometown
14	Blanche Alverson	6-3	Forward/Guard	JR	Andalusia, Ala./Buford (Ga.)
34	Peyton Davis	6-5	Center	SO	Pinson, Ala./Mortimer Jordan
22	Camille Glymph	5-10	Guard	SO	Greenville, S.C./J.L. Mann
23	Chantel Hilliard	6-2	Forward/Center	SR	Biloxi, Miss./St. Martin
2	Morgan Jennings	5-8	Guard	SR	Atlanta, Ga./Frederick Douglass
0	Hasina Muhammad	6-1	Guard/Forward	FR	Memphis, Tenn./Ridgeway
3	Najat Ouardad	5-1	Guard	JR	Orleans, France/Pensacola St. College
4	Parrisha Simmons	6-0	Guard	SR	Macon, Ga./Southwest Macon
11	Courtney Strain	5-9	Guard	SO	Woodland, Ala./Woodland
32	Tyrese Tanner	6-1	Guard/Forward	SO	Birmingham, Ala./Hoover
20	Pascale "P.J." West	6-8	Center	JR	LaGrange, Ga./Troup County
25	Jassany Williams	6-2	Forward	SO	Davie, Fla./Nova

**STAFF:**

**Head Coach:** Nell Fortner (Texas, 1982)

**Associate Head Coach:** Kerry Cremeans (Florida, 1994)

**Assistant Coach:** Mark Simons (Aquinas College, 1972)

**Assistant Coach:** Carla McGhee (Tennessee, 1990)

**Director of Basketball Operations:** Melissa Maines (Texas Tech, 1998)

**Video Coordinator:** Wes Kitchens (Auburn, 2011)

**Administrative Assistant:** Janese Banks (Wisconsin, 2008)

**Director of Administrative Support Services:** Arnika Edwards (Alabama A&M, 1991)

**Athletic Trainer:** Angie Lawrence (Appalachian State, 1997)

**BY CLASS:**

**Seniors (3):** Chantel Hilliard, Morgan Jennings, Parrisha Simmons

**Juniors (3):** Blanche Alverson, Najat Ouardad, Pascale "P.J." West

**Sophomores (5):** Peyton Davis, Camille Glymph, Courtney Strain, Tyrese Tanner, Jassany Williams

**Freshmen (1):** Hasina Muhammad

## Projected Auburn Starters



### Hasina Muhammad

Guard/Forward  
6-1  
Freshman  
Memphis, Tenn.  
Ridgeway High School  
9.0 ppg / 3.7 rpg / 1.2 bpg

0

- Ranks 2nd among freshmen in the SEC in scoring with 9.0 ppg
- Named SEC Freshman of the Week (12/26) & Sun & Fun All-Tournament Team
- Has scored in double figures in 11 games this season
- Scored career high 19 points on 9-of-14 shooting at Temple



### Najat Ouardad

Guard  
5-1  
Junior  
Orleans, France  
Pensacola State College  
2.8 ppg / 3.0 apg / 2.0 spg

3

- Ranks 3rd in SEC in conference-only games with 2.4 steals per game
- Has started 11 games this season, including the last seven
- Her 7 steals vs. Vanderbilt tied for 6th all-time at Auburn in single-game steals
- Had best SEC game with 7 pts, 6 assists and 3 stls vs. South Carolina




### Blanche Alverson

Guard/Forward  
6-3  
Junior  
Andalusia, Ala.  
Buford (Ga.) High School  
9.1 ppg / 4.3 rpg / .416 3fg%

14

- Named to New York Life Holiday Tournament All-Tournament Team
- Named to Capital One Academic All-District First Team
- Moved into 6th all-time in career 3s at Auburn during the Purdue game
- Scored a season-high 20 points with four 3-pointers vs. Marist



### Camille Glymph

Guard  
5-10  
Sophomore  
Greenville, S.C.  
J.L. Mann High School  
9.4 ppg / 2.1 rpg / .333 3fg%

14

- Scored 23 points vs. South Florida, the most points for a Tiger this season
- Scored 21 points off the bench earlier this season against Tennessee
- Ranks 5th in 3s per game and 12th in 3-point FG% in the SEC this season
- Is 2nd on the team in scoring with 9.4 ppg; has two 20-point games



### Chantel Hilliard

Forward/Center  
6-2  
Senior  
Biloxi, Miss.  
St. Martin High School  
6.4 ppg / 4.1 rpg / .525 fg%

23

- Scored career-high 22 points vs. UNC-Charlotte
- Graduated from Auburn on Dec. 12 with a degree in political science
- Coming off 13-point outing against Vanderbilt
- Leads Auburn in field goal percentage with a .525 mark

## Auburn Women's Basketball Quick Hitters

- Junior Blanche Alverson was named to the Capital One Academic All-District Team on Thursday
- Sunday's game will air live on the SEC Network, Auburn's sixth televised game of the season
- Freshman Hasina Muhammad is the lone Tennessee native on Auburn's roster
- Auburn assistant Carla McGhee played for Tennessee and graduated in 1990
- Tennessee assistant Mickie DeMoss was an assistant under Joe Ciampi at Auburn from 1983-85; UT Director of Character Development Daedra Charles-Furlow was an assistant at Auburn under Nell Fortner from 2006-08
- Tennessee is ranked No. 8 in both major polls this week
- Auburn is 92-163 all-time against ranked teams, 9-7 against teams ranked No. 8 in the country
- Najat Ouardad had 7 steals at Vanderbilt on Jan. 12, a mark that ties for 6th all-time at AU in single-game steals
- Sophomore Jassany Williams ranks fourth in the SEC and 50th in the nation in blocks per game (2.0)
- Sophomore Tyrese Tanner leads Auburn in scoring and ranks 21st in the SEC with 10.7 points per game
- Auburn picked up its 800th win in program history on Nov. 15 against Belmont, 80-53
- Blanche Alverson moved into sixth all-time at Auburn in career 3-pointers in the Purdue game
- Auburn is coming off a 66-61 loss to Vanderbilt; Tennessee is coming off a 64-60 loss to South Carolina
- The Tigers used their eighth different starting lineup vs. Vanderbilt, nine different Tigers have started this season
- This will be the 46th meeting between Auburn and Tennessee with the Lady Vols holding a 25-10 series lead
- When playing in Knoxville, Tennessee leads the series, 16-2
- Tennessee won the last meeting, a 73-52 decision on Jan. 1, 2012 in Auburn, Ala.
- The Lady Vols won the last meeting in Knoxville, an 85-56 Auburn loss on Jan. 28, 2010
- Auburn is 190-165 all-time in Southeastern Conference games
- This will be the 12th meeting between Nell Fortner and UT's Pat Summitt with Summitt holding a 9-2 lead
- Fortner and Summitt are both former United States Olympic Team head coaches
- 12 Tigers have faced Tennessee before; Camille Glymph averages 10.5 points vs. UT, including 21 earlier this season
- Auburn is 8-1 all-time on Feb. 5 and 148-91 all-time in the month of February (24-30 under Fortner)
- The Tigers are 52-64 all-time when playing a team from the State of Tennessee; 31-43 when playing in Tennessee
- Auburn is 89-2 under Nell Fortner when scoring 70 or more points in a game
- Auburn's bench has out-scored the opponent in two games this season
- Auburn's defense has averaged scoring 18.1 points off turnovers, forcing 18.6 turnovers per game
- The Tiger bench has stepped up, averaging 23.4 points per game this season, accounting for 39.5% of AU's offense
- Hasina Muhammad was named the SEC Freshman of the Week on Dec. 26
- Senior Chantel Hilliard earned her degree in political science from Auburn on Dec. 12
- Auburn was picked ninth in the SEC Preseason Media and Coaches polls, Tennessee was picked to win the league
- Nell Fortner is in her eighth season at Auburn, marking her longest tenure at any job
- The Tigers welcome two newcomers: junior college transfer Najat Ouardad and freshman Hasina Muhammad
- Auburn is coming off a 16-16 season in 2010-11, one that ended with a berth in the WNIT
- The Tigers have advanced to the post-season in four of the last five seasons
- Auburn signed four players during the Early Signing Period: Cabriana Capers (6-1, F, Bolingbrook, Ill.), Chadarryl Clay (5-7, G, Chattanooga, Tenn.), Nicole Tanner (6-3, F, Hoover, Ala.) and Nariah Taylor (6-5, P, Indianapolis, Ind.)

## INDIVIDUAL CATEGORY LEADERS

Auburn		Tennessee
Tyrese Tanner - 10.7	Points	Shekinna Stricklen - 15.0
Parrisha Simmons - 5.5	Rebounds	Glory Johnson - 9.5
Morgan Jennings - 3.2	Assists	Ariel Massengale - 5.3
Najat Ouardad - 2.0	Steals	Glory Johnson - 1.7
Jassany Williams - 2.0	Blocks	Glory Johnson - 1.2
Blanche Alverson/Camille Glymph - 25.7	Minutes Played	Ariel Massengale - 29.5
Chantel Hilliard - .525	Field Goal Percentage	Glory Johnson - .563
Blanche Alverson - .416	3-Point Percentage	Ariel Massengale - .345
Blanche Alverson - .813	Free-Throw Percentage	Shekinna Stricklen - .754

## AUBURN WOMEN'S BASKETBALL WEEKLY SCHEDULE

	Tuesday 31	Wednesday 1	Thursday 2	Friday 3	Saturday 4	Sunday 5	Monday 6
Jan. 24 through Jan. 30	Practice 2:30 - 5 p.m. CT Auburn Arena	Practice 1:30 - 4 p.m. CT Auburn Arena	Auburn vs. Vanderbilt L, 66-61 Auburn Arena Auburn, Ala.	Practice 1:30 - 4 p.m. Auburn Arena	Practice 10 a.m. - 1 p.m. CT Auburn Arena Depart for Knoxville	Auburn at #8 Tennessee 1 p.m. (SECN) Thompson-Boling Arena Knoxville, Tenn.	OFF

## General Information

School.....	Auburn University
City / Zip.....	Auburn, Ala. / 36831
Founded.....	Oct. 1, 1856
Enrollment.....	24,602
Nickname.....	Tigers
Colors.....	Burnt Orange and Navy Blue
Home Court (Capacity).....	Auburn Arena (9,121)
Affiliation.....	NCAA Division I
Conference.....	Southeastern Conference
President.....	Dr. Jay Gogue
Athletic Director.....	Jay Jacobs
Senior Women's Administrator.....	Meredith Jenkins
University Website.....	www.Auburn.edu

## Team Information

2010-11 Record (SEC Record).....	16-16 (8-8)
SEC Finish / Tournament Finish.....	T5th / First Round
All-time SEC Record.....	190-164 (.537)
All-time SEC Tournament Record.....	34-28
Starters Returning/Lost.....	3/2
Letterwinners Returning/Lost.....	10/3
Newcomers.....	2
First Year of Basketball.....	1971
All-Time Overall Record.....	809-373 (.684)
NCAA Tournament Appearances/Last.....	18/2009
NCAA Tournament Record.....	29-18
WNIT Appearances/Last.....	3/2011
WNIT Record.....	8-2

## Basketball Staff

Head Coach (Alma Mater).....	Nell Fortner (Texas, 1982)
Career Record.....	160-112 (.588) / 9 years
Record at Auburn.....	143-101 (.586) / 8 years
Associate Head Coach (Alma Mater).....	Kerry Cremeans (Florida, 1994)
Assistant Coaches (Alma Mater).....	Mark Simons (Aquinas College, 1972)
.....	Carla McGhee (Tennessee, 1990)
Director of Basketball Operations.....	Melissa Maines
Director of Administrative Support Services.....	Arnika Edwards
Administrative Assistant.....	Janese Banks
Video Coordinator.....	Wes Kitchens
Secretary.....	Ann Yates
Basketball Office Phone.....	(334) 844-9200
Basketball Office Fax.....	(334) 844-9862
Strength and Conditioning.....	Megan Young
Athletic Trainer.....	Angie Lawrence
Academic Counselor.....	Jenna Sample

## Radio Broadcast Information

Radio Station.....	WMXA (96.7 FM)
Play-by-Play.....	Andy Burcham
Color.....	Arnika Edwards
Burcham Email.....	aburcham@ounetwork.com
Burcham Office Phone.....	(334) 826-2929
Network Address.....	Auburn Network, Inc.
.....	P.O. Box 950
.....	Auburn, AL 36831-0950

## TENNESSEE MEDIA RELATIONS

For information on the Tennessee Lady Vol women's basketball team, contact Debby Jennings in the media relations office. Her number is 865.972.4275 and her email is [djennings@utk.edu](mailto:djennings@utk.edu).

The press row number at Thompson-Boling Arena is 865.974.0110. For more information, go to [www.UTLadyVols.com](http://www.UTLadyVols.com).

## OFFICIALS

TBA

## RANKINGS

Auburn is not ranked. Tennessee is ranked No. 8 in both the Associated Press and ESPN/USA Today Coaches polls.

## NEXT UP FOR THE TIGERS

Auburn will stay on the road for a Thursday, Feb. 9 game at Florida. The game will tip at 6 p.m. CT, and will air on Fox Sports Florida and Sun Sports.

## AUBURN'S POST-GAME PROCEDURE

The Auburn locker room is closed. Coach Nell Fortner and selected Tiger players will be brought to the interview room after the 10-minute "cooling off" period.

## QUICK HITS

Auburn is in its 41st season of women's basketball and sports an all-time record of 809-373... AU has made 18 NCAA Tournament appearances, three WNIT appearances and three Final Fours in the program's history... Head Coach Nell Fortner is in her eighth season at Auburn with a 160-112 career record and a 143-101 record on the Plains... The Tigers are coming off a 16-16 season in 2011 with an appearance in the second round of the WNIT.

## 800 AND COUNTING

Auburn picked up its 800th program victory Nov. 15, defeating Belmont 80-53. Of the 800 wins, Auburn head coach Nell Fortner had coached the Tigers to 134 of them.

By reaching 800, the Tigers became the 14th team in NCAA Division I history to reach the 800-win plateau.

## AUBURN-TENNESSEE SERIES

This will be the 46th meeting between Auburn and Tennessee with the Tigers trailing, 10-35. Tennessee has a 16-2 advantage

when playing in Knoxville.

## Previous meetings with Tennessee:

Feb. 9, 1980	L	61-72	Knoxville, Tenn.
Mar. 6, 1983	L	75-83	Knoxville, Tenn.
Mar. 4, 1985	L	60-63	Oxford, Miss.
Feb. 8, 1986	W	66-60	Knoxville, Tenn.
Jan. 14, 1987	W	75-69	Auburn
Mar. 6, 1987	W	102-96	Albany, Ga.
Mar. 21, 1987	L	61-77	Knoxville, Tenn.
Jan. 9, 1988	W	71-68	Knoxville, Tenn.
Mar. 7, 1988	L	70-73	Albany, Ga.
Jan. 7, 1989	W	67-59	Auburn
Mar. 6, 1989	L	51-66	Albany, Ga.
April 2, 1989	L	60-76	Tacoma, Wash.
Feb. 3, 1990	L	65-76	Knoxville, Tenn.
Mar. 5, 1990	W	78-77	Albany, Ga.
Jan. 19, 1991	W	70-65	Auburn
Mar. 3, 1991	L	62-70	Albany, Ga.
Mar. 23, 1991	L	65-69	Knoxville, Tenn.
Jan. 30, 1992	L	54-69	Knoxville, Tenn.
Jan. 12, 1993	L	59-70	Auburn
Jan. 15, 1994	L	46-58	Knoxville, Tenn.
Jan. 14, 1995	L	43-68	Auburn
Feb. 18, 1996	L	67-72 (OT)	Knoxville, Tenn.
Feb. 15, 1997	L	63-76	Auburn
Mar. 2, 1997	W	61-59	Chattanooga, Tenn.
Feb. 14, 1998	L	63-79	Knoxville, Tenn.
Feb. 14, 1999	L	63-71	Auburn
Feb. 27, 2000	L	76-61	Knoxville, Tenn.
Feb. 25, 2001	L	49-63	Auburn
Jan. 10, 2002	L	50-71	Knoxville, Tenn.
Jan. 27, 2002	L	53-66	Auburn
Jan. 12, 2003	L	72-81	Knoxville, Tenn.
Feb. 16, 2003	L	56-59	Auburn
Mar. 7, 2003	L	51-66	Little Rock, Ark.
Feb. 4, 2004	L	61-68 (OT)	Knoxville, Tenn.
Jan. 20, 2005	L	71-81	Auburn
Mar. 4, 2005	L	54-64	Greenville, S.C.
Feb. 23, 2006	L	56-81	Knoxville, Tenn.
Mar. 3, 2006	L	45-77	Little Rock, Ark.
Feb. 8, 2007	L	62-72	Auburn
Jan. 10, 2008	L	52-85	Knoxville, Tenn.
Jan. 25, 2009	W	82-68	Auburn
Mar. 7, 2009	W	78-58	North Little Rock, Ark.
Jan. 28, 2010	L	56-85	Knoxville, Tenn.



Statistical Comparison - Auburn vs. Tennessee

	<b>Auburn</b>	<b>Tennessee</b>
<b>Coach:</b>	Nell Fortner	Pat Summitt
<b>Career Record:</b>	160-112	1087-205
<b>Top Scorer:</b>	Tanner (10.7)	Stricklen (15.0)
<b>Top Rebounder:</b>	Simmons (5.5)	Johnson (9.5)
<b>Series Record:</b>	Auburn trails, 10-35	
- at Auburn	Auburn trails, 4-11	
- at Knoxville, Tenn.	Auburn trails, 2-16	
- at Neutral	Auburn trails, 4-8	
- Overall Streak	Tennessee has won the last 3 meetings	
Record	11-12	16-6
Conference Record	3-7	7-2
Points Per Game	59.2	75.2
Scoring Margin	+1.5	+15.7
FG Percentage	.386	.435
Opp. FG %	.377	.362
3FG Percentage	.327	.354
Opp. 3FG %	.287	.256
Rebounds	38.3	44.6
Opp. Rebounds	36.2	35.5
Rebound Margin	+2.1	+9.1
Turnovers	19.2	15.5
Opp. Turnovers	18.6	16.5
Steals	9.5	8.7
Opp. Steals	9.1	7.0
Blocks	6.4	4.6
Opp. Blocks	2.0	3.5

Around the SEC (Through Games of Feb. 4, 2011)

	SEC	Pct.	Overall	Pct.
Kentucky	10-0	1.000	21-2	.913
Tennessee	7-2	.778	16-6	.727
South Carolina	7-3	.700	18-5	.783
Georgia	6-4	.600	17-6	.739
Arkansas	6-4	.600	17-5	.773
Vanderbilt	5-4	.556	17-5	.773
Florida	4-5	.444	14-8	.636
LSU	4-5	.444	14-8	.636
Mississippi State	3-6	.333	13-9	.591
Auburn	3-7	.300	11-12	.478
Ole Miss	2-8	.200	12-11	.522
Alabama	0-9	.000	10-13	.435

**This Week in the SEC**

**Thursday, February 2**

Vanderbilt at Auburn	VU, 66-61
Florida at LSU	UF, 73-64
Mississippi State at Georgia	UG, 70-60
Ole Miss at Kentucky	UK, 82-41
South Carolina at Tennessee (CSS)	SC, 64-60
Alabama at Arkansas	AR, 70-52

**Sunday, February 5**

Auburn at Tennessee (SECN)	1 p.m.
Ole Miss at Florida	1 p.m.
Georgia at Alabama (FSN)	2 p.m.
Kentucky at LSU (CST)	2 p.m.
Vanderbilt at Mississippi State	2 p.m.

Jan. 23, 2011	L	53-73	Auburn
Jan. 1, 2012	L	52-73	Auburn

**ON THE TUBE**

This will be Auburn's sixth televised game this season as it airs live on the SEC Network. Cara Capuano will call the action with former Duke Blue Devil Abby Waner adding analysis. Auburn is 1-4 in its previous televised games.

**SCOUTING TENNESSEE**

Tennessee is 16-6 on the season and 7-2 in SEC play after dropping a 64-60 decision to South Carolina on Thursday. With the loss, the Lady Vols have a 9-2 record in Thompson-Boling Arena with the other loss coming to No. 1-ranked Baylor, 76-67.

Auburn opened SEC play against Tennessee on New Year's Day and the Lady Vols have gone 8-3 since. Along with the loss to USC, Tennessee has also fallen at No. 9/8 Kentucky (61-60) and at No. 2 Notre Dame (72-44).

Tennessee currently has three players averaging double figures in conference play. Shekinna Stricklen leads the Lady Vols with 15.6 points per game, shooting 43 percent from the floor. At 59 percent shooting, Glory Johnson is averaging 13.9 ppg and leads the team with 10.1 rebounds per game. She also has team-highs with 21 steals and 13 blocks on the season. Meighan Simmons has added 10.1 ppg.

Tennessee's key to success this season has been rebounding and taking care of the ball. The Lady Vols average 44.5 boards per game, 9.1 more than their opponents. Tennessee also has a league-best 1.0 assist-to-turnover ratio.

**SCOUTING AUBURN**

Auburn is 11-12 on the season and 3-7 in SEC play after a 66-61 loss to Vanderbilt on Thursday.

Depth and Defense have been the key words for Auburn this season. Nine different Tigers have started in eight different starting lineups while five different players have led the team in scoring. Nine players are averaging at least 16.0 minutes per game this season.

Leading the way is sophomore Tyrese Tanner with 10.7 points per game, good enough to rank 21st in the SEC. Mostly coming off the bench, Tanner has led the Tigers in scoring in five of the last nine games. Right behind her is the long-range duo of Camille Glymph and Blanche Alverson, who are averaging 9.4 and 9.1 points per game, respectively. The pair is averaging 3.7 treys per game, shooting at a 37.0 percent clip.

Also nearing double figures is Hasina Muhammad with 9.0 points per game, good enough for second in the SEC among freshmen. Senior Parrisha Simmons leads the team in rebounding with 5.5 boards per game, including four double-digit rebound games this season.

**AGAINST THE RANKED**

Auburn is 92-163 all-time against teams ranked in the Associated Press Top-25. Auburn is 11-46 against ranked teams under Head Coach Nell Fortner. Auburn holds a 9-7 all-time record against

8th-ranked teams. The Tigers are 2-3 against the Lady Vols when they have been ranked No. 8, with the last meeting resulting in a 77-45 Tennessee victory in 2006. The last time Auburn defeated an 8th-ranked Tennessee team came in 1997 with a 61-59 final score.

Tennessee is the seventh ranked team of the season for Auburn after the Tigers' 73-50 loss at No.8 Duke, 62-54 loss to No. 22 Purdue, 73-52 loss to No. 7 Tennessee, 70-45 loss to No. 16/15 Georgia, 66-58 loss at No. 24/25 Vanderbilt and 66-48 loss to No. 6/6 Kentucky.

Auburn's last win over a ranked team was a 63-58 win over No. 22 Georgia on Feb. 24, 2011.

**LAST TIME OUT FOR AUBURN**

The Auburn women's basketball team could not overcome a second-half deficit to Vanderbilt as the Tigers fell 66-61 Feb. 2 in Auburn Arena.

Auburn had three players in double figures in the game led by senior Chantel Hilliard with 13 points. Camille Glymph added 12 while Morgan Jennings tallied 11 points and tied her career high with seven rebounds.

The Tigers outrebounded Vanderbilt 34-27, including 19-8 on the offensive boards. The bench once again put up an impressive showing with 23 points, including 14 in the first half.

Despite Vanderbilt holding the lead for the first 10 minutes of the game, the Tigers tied it up, 18-18, after a steal from Parrisha Simmons that resulted in a 3-pointer from Glymph. Jennings took the lead on the next possession with a jumper in the lane.

The Commodores regained the lead with 4:13 to play, and the lead changed three more times before the teams went into the half tied at 33 as another 3-pointer from Glymph just missed as time expired.

Coming out of the locker room, Vanderbilt went on a 7-0 run, but Auburn countered and never let the margin reach double digits. Despite repeated efforts to regain the lead in the second half, the Tigers would be within a point of the Commodores three times with less than three minutes to play to no avail.

**LAST TIME OUT FOR TENNESSEE**

The Lady Vols are coming off a 64-60 loss at home to South Carolina. It was just Tennessee's second conference loss and sixth overall loss this season.

Tennessee led by nine, 60-55, late in the game, but South Carolina closed the game with a 9-0 run to take the lead and the win.

South Carolina had just four turnovers in the win, and Markeshia Grant would be the difference maker in a close game as she led the Gamecocks in scoring with 27 points, 21 coming from beyond the arc.

South Carolina had two more players in double figures as La'Keisha Sutton added 12 and leasia Walker tallied 11. The Lady Vols were led by Glory Johnson with 13 points and Ariel Mossengale with 12, while Shekinna Stricklen added eight points and 10 rebounds.

**Associated Press Top-25 Poll****Week 12 (Jan. 30)**

Rank	School	Record	Points	Pvs
1	Baylor (40)	21-0	1,000	1
2	Notre Dame	21-1	960	2
3	Connecticut	19-2	916	3
4	Stanford	18-1	882	4
5	<b>Duke</b>	<b>17-2</b>	<b>834</b>	<b>5</b>
6	<b>Kentucky</b>	<b>20-2</b>	<b>808</b>	<b>6</b>
7	Miami (Fla.)	19-3	738	10
8	<b>Tennessee</b>	<b>16-5</b>	<b>693</b>	<b>7</b>
9	Maryland	18-3	635	8
10	Wisconsin-Green Bay	19-0	615	12
11	Ohio State	20-2	614	9
12	Delaware	18-1	520	15
13	Rutgers	17-4	516	11
14	Louisville	17-4	501	16
15	<b>Purdue</b>	<b>18-4</b>	<b>407</b>	<b>13</b>
16	Nebraska	18-3	400	19
17	Georgetown	17-5	378	20
18	Texas A&M	14-5	352	14
19	Penn State	16-5	221	18
20	Gonzaga	19-3	217	22
21	<b>Georgia</b>	<b>16-6</b>	<b>154</b>	<b>17</b>
22	Brigham Young	20-3	136	23
23	North Carolina	16-5	94	25
24	Georgia Tech	16-6	79	NR
25	Texas Tech	15-5	70	21

**Others Receiving Votes:** St. Bonaventure 61, DePaul 53, **South Carolina 48**, California 18, Kansas State 13, **Arkansas 12**, Princeton 11, St. John's 9, Florida Gulf Coast 8, Oklahoma 6, Kansas 5, San Diego State 5, Texas-El Paso 4, Fresno State 4, **Vanderbilt 2**, Michigan State 1.

**USA Today / ESPN Top-25 Coaches Poll****Week 12 (Jan. 31)**

Rank	School	Record	Points	Pvs
1	Baylor (31)	21-0	775	1
2	Notre Dame	21-1	742	2
3	Connecticut	20-2	712	3
4	Stanford	18-1	684	4
5	<b>Kentucky</b>	<b>20-2</b>	<b>642</b>	<b>6</b>
6	<b>Duke</b>	<b>17-3</b>	<b>621</b>	<b>5</b>
7	Miami (Fla.)	19-3	588	8
8	<b>Tennessee</b>	<b>16-5</b>	<b>528</b>	<b>9</b>
9	Wisconsin-Green Bay	19-0	501	9
10	Maryland	18-3	493	7
11	Ohio State	20-2	454	9
12	Louisville	17-4	441	14
13	Delaware	18-1	382	16
14	Rutgers	17-4	372	12
15	Georgetown	17-5	338	18
16	Texas A&M	14-5	333	13
17	<b>Purdue</b>	<b>18-4</b>	<b>244</b>	<b>17</b>
18	Nebraska	18-3	226	21
19	Gonzaga	19-3	219	20
20	<b>Georgia</b>	<b>16-6</b>	<b>182</b>	<b>15</b>
21	Penn State	16-5	154	19
22	Georgia Tech	16-6	104	24
23	DePaul	16-6	86	22
24	North Carolina	16-5	53	25
25	Kansas	16-4	45	NR

**Others Receiving Votes:** Texas Tech 30, **Vanderbilt 23**, St. Bonaventure 19, Middle Tennessee State 15, Florida Gulf Coast 14, **South Carolina 13**, California 12, Brigham Young 8, Michigan State 6, Nevada-Las Vegas 3, Texas-El Paso 3, Princeton 3, Fresno State 2, Kansas State 2, St. John's 2, **South Florida 1**.

**Bold denotes 2011-12 opponents**

**LAST TIME VS. TENNESSEE (Jan. 1, 2012)**

Auburn committed 25 turnovers and sent No. 7/8 Tennessee to the free throw line 31 times in 73-52 Southeastern Conference-opening loss to the Lady Vols. Sophomore Camille Glymph came off the bench to lead the Tigers with 21 points.

The 21 points marked the seventh game for Glymph to score in double figures and her second 20-point game of the season. Tyrese Tanner had eight points and three steals for Auburn.

Auburn held a four-point lead midway through the first half and was down by just two, 31-29, at halftime. But, the Lady Vols opened the second half on a 9-0 run to take a double-digit lead and keep the Tigers from threatening for most of the remainder of the game.

Tennessee led by 14, its largest lead of the game at the time, with 10:20 left in the game, but Auburn came back with a 9-2 run, fueled by a pair of Glymph 3-pointers, to cut it to seven with 7:59 to go.

But, the fouls started to rain down on Auburn from that point on as the Tigers committed 10 in the final 7:27 of the game. Tennessee out-scored Auburn 20-6 from that point on with 14 of the points coming at the free throw line.

Meighan Simmons went 7-of-8 from the free-throw line to lead Tennessee with 20 points. She was one of four Lady Vols to finish in double figures, coming in ahead of Shekinna Stricklen (17), Glory Johnson (14) and Alicia Manning (10). Johnson also netted a double-double with 13 points.

**LAST TIME VS. TENNESSEE IN KNOXVILLE****(Jan. 28, 2010)**

Alli Smalley led the Tigers with 21 points, including three 3-pointers, in Auburn's 85-56 loss at Thompson-Boling Arena on Jan. 28, 2010. Blanche Alverson, KeKe Carrier and Morgan Toles added eight points each while Carrier also had a team-high six rebounds.

Auburn took a quick 5-0 lead from the start and led through the first five minutes of the game. A Kelley Cain layup at the 14:42 mark gave Tennessee its first lead, one it would not give up. The Lady Vols slowly built their lead, taking a 43-25 lead at halftime.

Tennessee would go on to lead by as many as 33 points in the second half before taking the eventual 85-56 win.

Tennessee's Angie Bjorklund led the team with 20 points while Glory Johnson finished with a double-double, scoring 15 points along with 13 rebounds.

**CAREER VS. TENNESSEE**

All 12 Tigers have seen action against the Lady Vols during their careers. The Tigers' three seniors (Hilliard, Jennings and Simmons) were freshmen during the 2008-09 season when Auburn picked up two wins, including one during the SEC Tournament, over Tennessee.

Coming off a 21-point effort earlier this season, Camille Glymph is averaging 10.5 points per game against Tennessee. Blanche Alverson has faced the Lady Vols in each of her previous two seasons with some success. Alverson has combined for 23 points over three games, averaging 7.7 points and 4.0 rebounds

per game.

**FORTNER VS. SUMMITT**

This will be the 12th meeting between Nell Fortner and Tennessee's Pat Summitt with Summitt owning an 9-2 record. Eight of the nine wins against Fortner have come during her time at Auburn while the eighth came during the 1996-97 season while Fortner was coaching at Purdue.

Fortner is in her eighth season at Auburn and holds a 143-101 record on The Plains. Summitt is in her 38th season as Tennessee's head coach and holds a 1,087-205 record.

**TENNESSEE TIGER**

Auburn freshman Hasina Muhammad (Memphis) is the lone Tiger on the roster from the state of Tennessee. She is just the ninth Auburn player ever from the Volunteer State.

**AN OLYMPIC RING TO IT**

Sunday's game at Tennessee will mark the third time this season that Auburn head coach Nell Fortner, who was head coach of the U.S. National Team at the 2000 Sydney Olympics, will face another Olympic coach. Tennessee head coach Pat Summitt was head coach of the 1984 U.S. Olympic Team and was named an assistant in 1980.

Fortner has also faced South Carolina's Dawn Staley this season. Staley was an assistant coach on the 2008 U.S. Olympic Team.

**NELL'S COACHING TREE**

Head Coach Nell Fortner will see a familiar face on the Tennessee sideline in Lady Vol Director of Character Development Daedra Charles-Furlow. Fortner hired Charles-Furlow as an assistant coach prior to the 2006-07 season. During her two seasons at Auburn, the Tigers posted a combined 41-25 record.

Charles-Furlow is in her third season back at her alma mater, under Pat Summitt, who was her coach at UT from 1988-91.

**FACING HER ALMA MATER**

Auburn assistant coach Carla McGhee should be familiar with Tennessee women's basketball as she played for the Lady Vols from 1986-90. She played three of those seasons, helping Tennessee compile a 90-14 record and two NCAA titles.

**NO STRANGER TO AUBURN**

Tennessee assistant coach Mickie DeMoss is no stranger to Auburn as she served as an assistant coach under Joe Ciampi on The Plains from 1983-85. During her two seasons at Auburn, she helped the Tigers to a 44-16 record and an appearance in the NCAA Midwest Regional.

**AGAINST THE SEC**

Auburn has a 190-165 all-time record in the Southeastern Conference. The Tigers have won five SEC titles and four SEC Tournament titles, most recently winning the regular-season title in 2009 after 14-2 league mark.

**ON THIS DATE...**

Auburn is 8-1 all-time when playing on Feb. 5, with its only loss being to Vanderbilt in 2006. Nell Fortner is 1-1 on Feb. 5 after defeating Ole Miss in 2009. The Tigers are 2-0 when playing away on Feb. 5 with the last time being a 71-54 victory against Kentucky in 2004.

**IN FEBRUARY**

Auburn is 148-91 all-time in the month of February, including a 24-30 mark under Nell Fortner (records begin in 1978-79 season, not all dates provided prior to or during that season).

**AGAINST THE VOLUNTEER STATE**

Auburn holds a 52-64 record against teams from the state of Tennessee. Records against Tennessee teams: Austin Peay (2-0), Belmont (2-0), Memphis (1-0), Middle Tennessee State (4-0), Tennessee (10-35), Tennessee-Chattanooga (9-2), Tennessee-Martin (1-0), Tennessee State (2-0), Tennessee Tech (5-1) and Vanderbilt (16-26).

**WHEN PLAYING IN TENNESSEE**

When playing in the state of Tennessee, Auburn holds a 31-43 record and a 7-19 record when playing in Knoxville. Records against teams when playing in Tennessee: Alabama [Chattanooga] (0-2), Alabama [Memphis] (0-1), Arkansas [Nashville] (1-0), Florida [Chattanooga] (1-1), Florida [Nashville] (1-0), Georgia [Chattanooga] (1-0), Kentucky [Knoxville] (1-1), Kentucky [Chattanooga] (1-1), LSU [Knoxville] (1-0), LSU [Chattanooga] (1-0), Louisiana Tech [Knoxville] (1-0), Middle Tennessee State [Murfreesboro] (2-0), Mississippi [Knoxville] (0-1), Mississippi [Chattanooga] (1-1), Mississippi State [Chattanooga] (0-1), Mississippi State [Nashville] (0-1), Morgan State [Cookeville] (1-0), Old Dominion [Knoxville] (1-0), Stanford [Knoxville] (0-1), Tennessee [Knoxville] (2-16), Tennessee [Chattanooga] (1-0), Tennessee-Chattanooga [Chattanooga] (3-2), Tennessee Tech [Cookeville] (3-0), Vanderbilt [Knoxville] (1-0), Vanderbilt [Nashville] (5-15) and Virginia Tech [Cookeville] (1-0).

**ALVERSON NAMED TO ACADEMIC ALL-DISTRICT TEAM**

Auburn junior Blanche Alverson was named to the Capital One Academic All-District IV First Team, it was announced Feb. 2.

Alverson, a native of Andalusia, Ala., earns the honor for the second year in a row, making the Capital One Academic All-District Second Team a year ago. A biomedical sciences (pre-med) major, she currently holds a 3.68 cumulative grade-point average.

By virtue of making the first team, her named will be added to the ballot for the Capital One Academic All-America Team.

**TOUGH START**

The Tigers had a difficult road to start the SEC season. Of Auburn's first four league opponents, three were ranked in the top 25 in the nation.

**STINGY TIGERS**

A pair of Tigers have had big defensive performances this season. Junior point guard Najat Ouwardad collected five steals against Troy on Nov. 30, the most steals for an Auburn player since DeWanna Bonner picked up six against Tennessee on Jan. 25, 2009. She topped that at Vanderbilt tallying seven steals, a mark that ties her for sixth all-time at Auburn in single-game steals.

Fellow junior Blanche Alverson picked up six steals against Central Connecticut State on Dec. 22. Her six steals rank in a tie for 10th all-time at Auburn in single-game steals.

**SEC LEADERS**

A group of Tigers are among the leaders in the most recent SEC rankings. Sophomore Jassany Williams is fourth in blocked shots with 2.0 per game. Freshman Hasina Muhammad second in the league among freshmen in scoring with 9.0 points per game. Sophomore Tyrese Tanner is in 21st in the SEC with 10.7 points per game while Camille Glymph is 28th with 9.4 points per game.

Two of the league's top 3-point shooters are on Auburn's roster. Glymph (1.9) and Blanche Alverson (1.8) are fifth and sixth, respectively, in 3-pointers per game. Glymph is 12th in the SEC in 3-point percentage while Alverson is third.

Najat Ouwardad ranks eighth in the league in overall games in steals with 2.0 per game.

**BLOCK PARTY**

Auburn has ranked among the leaders in the nation this year in blocked shots. The Tigers average 6.4 per game, good enough to lead the SEC and rank fifth in the nation.

Individually, sophomore Jassany Williams is 50th in the nation with 2.0 blocks per game.

**SWATTING AWAY**

Auburn blocked 13 shots against Troy on Nov. 30, marking the most blocked shots for the Tigers since swatting a school-record 17 against Alabama A&M on Nov. 19, 2009. It also set a new Auburn Arena record for blocked shots and was the second time this season for the Tigers to block more than 10 shots in a game. The Tigers have now blocked 10 or more shots in five different games, most recently doing so at Ole Miss on Jan. 29.

**MUHAMMAD NAMED SEC FRESHMAN OF THE WEEK**

Auburn freshman Hasina Muhammad was named the SEC Freshman of the Week on Dec. 26, becoming the first Tiger to earn such an honor in nearly four years.

Muhammad, a native of Memphis, Tenn., earned the honor after her performance Dec. 21-22 at the New York Life Holiday Tournament hosted by Hofstra. She averaged 12.5 points, 6.5 rebounds, 1.0 blocks and 1.5 steals per game in the two tournament games, helping the Tigers to a third-place finish.

**Quoting Head Coach Nell Fortner**

On Vanderbilt game...

"I thought that was one of our best efforts of the season. I thought we played fairly well on both ends of the floor and gave ourselves a great opportunity to win the game. A couple of things just did not go our way and we took the loss."

On seniors Chantel Hilliard and Morgan Jennings...

"They are playing with a lot of passion and a lot of heart, working as hard as they can to get a win. I'm sorry we could not get that for them Thursday because they are working really hard. It just was not meant to be."

On playing in Thompson-Boling Arena...

"It is a tough environment, they have great crowd support. Tennessee will have 14,000 or 15,000 at that game. It gets loud in there. The history and respect you have for that program, not just as a coaching staff, but your kids do too. Your players have probably grown up going to their camp or have been there at one point. It is an interesting place to play, a tough place to play."

On Tennessee coming off a home loss...

"I'm sure they will be hungry to not give up another home loss. I tell you, we are playing well right now and we are going to go in there and battle as hard as we can."

On Tennessee...

"Tennessee has some good depth, they have some really nice players. There is no question about the quality of their players, they have some really good senior leadership on that team in Shekinna Stricklen and Glory Johnson. They also have a really good point guard in Ariel Massengale, who I think has made them a different team from the past three years. She is a true point guard. They you have Stricklen and Johnson, who just really battle you hard."

## The Southeastern Conference

**Commissioner:** Mike Slive

**Founded:** 1933

**Members:**

Alabama Crimson Tide  
Arkansas Lady Razorbacks  
Auburn Tigers  
Florida Gators  
Georgia Bulldogs  
Kentucky Wildcats  
LSU Tigers  
Mississippi Rebels  
Mississippi State Bulldogs  
South Carolina Gamecocks  
Tennessee Lady Volunteers  
Texas A&M Aggies (Beginning 2012-13)  
Vanderbilt Commodores

**SEC Media Relations**

**Women's Basketball Contact:** Tommy Wilson

**Address:**

2201 Richard Arrington Blvd.  
Birmingham, Ala. 35203-1103

**Phone:** 205.458.3000

**Fax:** 205.458.3031

**E-mail:** twilson@sec.org

**Web site:** www.SECsports.com

## SEC Women's Basketball Notes

- The SEC has posted impressive non-conference records in the last decade. The SEC compiled a 131-49 (.728) non-conference record for the 2009-10 season.
- Since the 1990 season, the SEC has compiled a 2914-894 (.765) record against other conferences. The league has recorded 150+ wins during eight seasons and has never recorded a non-conference winning percentage below .723.
- SEC teams have earned appearances in 25 of 30 NCAA Final Fours, an accomplishment unmatched by any other league.
- Overall, SEC squads have filled 34 of the 120 Final Four berths, including having two Final Four teams in 1988 (Auburn, Tennessee), 1989 (Auburn, Tennessee), 1995 (Georgia, Tennessee), 1996 (Georgia, Tennessee), 1998 (Arkansas, Tennessee), 2004 (LSU, Tennessee), 2005 (LSU, Tennessee), 2007 (LSU, Tennessee) and 2008 (LSU, Tennessee).
- SEC teams have made 18 appearances in a nation-high 16 NCAA Championship games, winning eight NCAA Championships (Tennessee: 1987, 1989, 1991, 1996, 1997, 1998, 2007 and 2008).
- The league also had the distinction of providing both national finalists twice in its history in 1996 (Tennessee 83, Georgia 65) and in 1989 (Tennessee 76, Auburn 60).
- SEC teams have won 335 NCAA Tournament games against 172 losses (.661) for an average of 11.2 NCAA wins per year.
- In addition, all 12 current members have appeared in the NCAA Tournament.
- The SEC has paced the pack in NCAA tournament bids 21 times in its 30-year history.
- The SEC was the first league to ever have eight teams invited to the NCAA Tournament, doing so in 1999 and 2002.
- The SEC was also the first league to ever have seven teams invited to the NCAA Tournament and earned this honor a leading seven times (1986, 1991, 1995, 1996, 1997, 2003, 2004).
- The SEC is one of a handful of leagues to have won three national tournament titles with eight NCAA, two WNIT and three NWIT. Along with the eight NCAA championships won by Tennessee, Arkansas (1999) and Auburn (2003) captured the current Women's NIT titles. But the first-ever SEC national title belongs to Georgia, winners of the 1981 NWIT which predates the current NCAA tournament. LSU (1985) and Kentucky (1990) each won NWIT titles. Both Arkansas (1987) and South Carolina (1979) won the WNIT as members of their previous conferences.
- In 2003, Auburn won the WNIT title with wins over South Alabama, Florida State, Richmond, Creighton and Baylor. In 1999, the Arkansas Lady Razorbacks defeated Wisconsin 76-64 to claim the SEC's first WNIT championship.
- In 1981, Georgia defeated Pittsburg, California and Arizona State (in OT) to capture the NWIT Championship, the first-ever national championship of any kind for the SEC in women's basketball.

## MUHAMMAD AND TANNER NAMED TO SUN & FUN CLASSIC ALL-TOURNAMENT TEAM

Auburn freshman Hasina Muhammad and sophomore Tyrese Tanner were both named to the Flu Sun & Fun Classic All-Tournament Team.

Tanner led the Tigers with 17 points off the bench vs. FIU. Fifteen of her 17 points came in the second half, fueling the Tiger comeback. She was the only Tiger to score in double figures in both tournament games, averaging 14.0 points per game for the two games.

Muhammad scored 12 points against Charlotte and eight against FIU. She averaged 10.0 points and 3.0 steals per game in the two games.

## ALVERSON NAMED TO ALL-TOURNAMENT TEAM

Junior Blanche Alverson was named to the New York Life Holiday Invitational All-Tournament Team for her efforts in the two tournament games. She averaged 13.5 points, 4.0 rebounds and 3.5 steals per game in the two games. Included in those was a season-high 20 points vs. Marist and six steals against CCSU, a mark that ranks in a tie for ninth all-time at Auburn.

## THE GRADUATE

Auburn senior Chantel Hilliard got a step up on the next phase of her life on Dec. 12 as she graduated from Auburn with a degree in political science.

## GOING TO THE BENCH

Auburn's bench has stepped up this season, scoring 538 points in the 23 games, averaging 23.4 points per game. In two games alone, the Auburn bench has out-scored the opponent (35-34 vs. USC-Upstate and 48-47 against Troy). Overall, Auburn's bench has accounted for 39.5 percent of the team's offense this season.

## DEPTH PROVIDES BOOST

Auburn has banked off its depth so far in the 2011-12 season, utilizing nine different starters in eight different starting lineups. Five different players (Blanche Alverson, Camille Glymph, Chantel Hilliard, Hasina Muhammad and Tyrese Tanner) have led the Tigers in scoring this season.

## CHAIRWOMAN OF THE BOARD

Senior Parrisha Simmons has dominated the boards this season, pulling down a team-high 5.5 rebounds per game. Included in that total are 16 rebounds she tallied against Purdue. It was the most rebounds in a single game for an Auburn player since Jordan Greenleaf pulled down 16 against Mississippi State on Jan. 3, 2010.

## MOVING ON UP

Junior Blanche Alverson hit five 3-pointers against Purdue, moving her past former Tiger Carolyn Jones (1988-91) into sixth place all-time at Auburn in career 3-pointers.

She currently has 132 on her career as she moves toward Kristen Mulligan's (1992-96) 149.

## OFFENSE WINS GAMES

Auburn is 89-2 when scoring 70 or more points in the Nell Fortner era. The only times Auburn has lost when scoring at least 70 points was on Jan. 20, 2005 vs. No. 7 Tennessee, 71-81 and Feb. 19, 2009 at No. 18 Vanderbilt, 73-70. When scoring less than 70 points, Auburn is 54-99 during the Fortner era.

## DEFENSE MAKES OFFENSE

In Auburn's 23 games of the season, the Tigers have used their defense to spark their offense. Auburn has forced 428 turnovers (18.6 per game) this season on 218 steals (9.5 per game), turning them into 18.1 points per game (416 total points).

Auburn has scored 20 or more points off turnovers in nine games this season.

## TURNOVER MACHINE

Auburn's defense has wreaked havoc on opponents this season, causing an average of 18.6 turnovers per game. Against Central Connecticut State, Auburn forced 37 CCSU turnovers, the most since Auburn forced 37 against Alabama A&M on Nov. 14, 2008.

The CCSU game was the fifth this season where Auburn forced 20 or more turnovers. The Tigers now have forced 20 or more turnovers in seven games.

## TIGERS PICKED NINTH IN PRESEASON POLL

Auburn was predicted to finish ninth in the SEC in a voting of a select panel of both SEC and national media members. Tennessee was picked to win the league with all 22 first-place votes.

The Lady Vols were followed by Georgia (228), Kentucky (212), LSU (189), Vanderbilt (172) and Florida (151) rounding out the top half of the league. Arkansas (142), South Carolina (107), Auburn (94), Alabama (55), Mississippi State (54) and Ole Miss (48) round out the bottom half.

## STARTING EXPERIENCE

Auburn has seven players on its roster that had started at least one game prior to the 2011-12 season. That group of seven also combined for 123 career starts, led by Blanche Alverson with 45. Senior Parrisha Simmons has started 41 while her classmates, Chantel Hilliard and Morgan Jennings, have started 12 each.

## NEW FACES

The Tigers welcome two new faces to the roster this season in Hasina Muhammad and Najat Ouardad. Muhammad is a true freshman from Memphis, Tenn., playing at Ridgeway High School. Ouardad, a native of Orleans, France, comes to Auburn from Pensacola State College.



**MAKING IT HOME**

Nell Fortner enters her eighth season as Auburn's head coach, marking her longest tenure at any position in her career. The longest Fortner had stayed at a job prior to Auburn came from 1990-95 while she was an assistant coach at Louisiana Tech under legendary head coach Leon Barmore.

**AUBURN SIGNS FOUR FOR 2012-13**

Auburn head coach Nell Fortner has signed four players for the 2012-13 season during the Early Signing Period. They are Cabriana Capers, a 6-1 forward from Bolingbrook, Ill., Chadarryl Clay, a 5-7 guard from Chattanooga, Tenn., Nicole Tanner, a 6-3 forward from Hoover, Ala., and Nariah Taylor, a 6-5 post from Indianapolis, Ind.

Capers is rated a three-star prospect by ESPN's Hoopgurlz and is rated as the No. 35 post prospect in the country. Clay is rated as the No. 77 overall player in the country and 12th-best guard in the country according to ESPN's Hoopgurlz.

Tanner, the younger sister of Auburn sophomore Tyrese Tanner, is rated as one of the top five prospects in the state of Alabama and a top-100 post in the country. Taylor is ranked as the No. 14 post player in the country by ESPN's Hoopgurlz. She is also ranked as the No. 88 overall player in the nation by Blue Star Basketball and 97th by the All-Star Girls Report.

**BLANCHE ALVERSON CAREER STATISTICS VS. TENNESSEE**

Year	GP-GS	FG-FGA	Pct	3FG-FGA	Pct	FT-FTA	Pct	O-D-T (Reb.)	Avg	PF	FO	Ast	TO	Blk	Stl	Pts	Avg
2009-10	1-1	3-7	.429	2-4	.500	0-0	.000	0-5-5	5.0	2	0	0	3	1	0	8	8.0
2010-11	1-1	3-11	.273	3-9	.333	0-0	.000	1-0-1	1.0	2	0	1	3	0	2	9	9.0
2011-12	1-1	2-7	.286	1-2	.500	1-1	1.000	1-5-6	6.0	3	0	2	2	0	0	6	6.0
<b>TOTAL</b>	<b>3-3</b>	<b>8-25</b>	<b>.320</b>	<b>6-15</b>	<b>.400</b>	<b>1-1</b>	<b>1.000</b>	<b>2-10-12</b>	<b>4.0</b>	<b>7</b>	<b>0</b>	<b>3</b>	<b>8</b>	<b>1</b>	<b>2</b>	<b>23</b>	<b>7.7</b>

**PAYTON DAVIS CAREER STATISTICS VS. TENNESSEE**

Year	GP-GS	FG-FGA	Pct	3FG-FGA	Pct	FT-FTA	Pct	O-D-T (Reb.)	Avg	PF	FO	Ast	TO	Blk	Stl	Pts	Avg
2010-11	1-0	0-2	.000	0-0	.000	0-1	.000	0-0-0	0.0	3	0	0	0	0	0	0	0.0
2011-12	1-0	0-0	.000	0-0	.000	0-0	.000	1-0-1	1.0	1	0	0	1	1	1	0	0.0
<b>TOTAL</b>	<b>2-0</b>	<b>0-2</b>	<b>.000</b>	<b>0-0</b>	<b>.000</b>	<b>0-1</b>	<b>.000</b>	<b>1-0-1</b>	<b>0.5</b>	<b>4</b>	<b>0</b>	<b>0</b>	<b>1</b>	<b>1</b>	<b>1</b>	<b>0</b>	<b>0.0</b>

**CAMILLE GLYPH CAREER STATISTICS VS. TENNESSEE**

Year	GP-GS	FG-FGA	Pct	3FG-FGA	Pct	FT-FTA	Pct	O-D-T (Reb.)	Avg	PF	FO	Ast	TO	Blk	Stl	Pts	Avg
2010-11	1-0	0-1	.000	0-1	.000	0-0	.000	0-0-0	0.0	0	0	1	3	0	0	0	0.0
2011-12	1-0	7-14	.500	5-10	.500	2-2	1.000	0-3-3	3.0	0	0	0	1	0	1	21	21.0
<b>TOTAL</b>	<b>2-0</b>	<b>7-15</b>	<b>.467</b>	<b>5-11</b>	<b>.455</b>	<b>2-2</b>	<b>1.000</b>	<b>0-3-3</b>	<b>1.5</b>	<b>0</b>	<b>0</b>	<b>1</b>	<b>4</b>	<b>0</b>	<b>1</b>	<b>21</b>	<b>10.5</b>

**CHANTEL HILLIARD CAREER STATISTICS VS. TENNESSEE**

Year	GP-GS	FG-FGA	Pct	3FG-FGA	Pct	FT-FTA	Pct	O-D-T (Reb.)	Avg	PF	FO	Ast	TO	Blk	Stl	Pts	Avg
2008-09	2-0	2-4	.500	0-0	.000	0-0	.000	2-3-5	2.5	2	0	0	1	0	0	4	2.0
2009-10	1-0	1-4	.250	0-0	.000	1-3	.333	2-1-3	3.0	3	0	0	1	1	0	3	3.0
2010-11	1-0	0-0	.000	0-0	.000	0-0	.000	0-0-0	0.0	1	0	0	2	0	0	0	0.0
2011-12	1-1	2-2	1.000	0-0	.000	1-2	.500	1-1-2	2.0	5	1	0	3	2	0	5	5.0
<b>TOTAL</b>	<b>5-1</b>	<b>5-10</b>	<b>.500</b>	<b>0-0</b>	<b>.000</b>	<b>2-5</b>	<b>.400</b>	<b>5-5-10</b>	<b>2.0</b>	<b>11</b>	<b>1</b>	<b>0</b>	<b>7</b>	<b>3</b>	<b>0</b>	<b>12</b>	<b>2.4</b>

**MORGAN JENNINGS CAREER STATISTICS VS. TENNESSEE**

Year	GP-GS	FG-FGA	Pct	3FG-FGA	Pct	FT-FTA	Pct	O-D-T (Reb.)	Avg	PF	FO	Ast	TO	Blk	Stl	Pts	Avg
2008-09	2-0	0-1	.000	0-0	.000	0-0	.000	0-0-0	0.0	0	0	0	1	0	0	0	0.0
2009-10	1-0	0-0	.000	0-0	.000	0-0	.000	0-0-0	0.0	0	0	0	0	0	0	0	0.0
2010-11	1-0	0-0	.000	0-0	.000	0-0	.000	0-1-1	1.0	0	0	0	1	0	0	0	0.0
2011-12	1-1	0-5	.000	0-0	.000	1-2	.500	1-2-3	3.0	4	0	7	5	0	2	1	1.0
<b>TOTAL</b>	<b>5-1</b>	<b>0-6</b>	<b>.000</b>	<b>0-0</b>	<b>.000</b>	<b>1-2</b>	<b>.500</b>	<b>1-3-4</b>	<b>0.8</b>	<b>4</b>	<b>0</b>	<b>7</b>	<b>7</b>	<b>0</b>	<b>2</b>	<b>1</b>	<b>0.2</b>

**HASINA MUHAMMAD CAREER STATISTICS VS. TENNESSEE**

Year	GP-GS	FG-FGA	Pct	3FG-FGA	Pct	FT-FTA	Pct	O-D-T (Reb.)	Avg	PF	FO	Ast	TO	Blk	Stl	Pts	Avg
2011-12	1-1	3-11	.273	1-4	.250	0-0	.000	1-2-3	3.0	3	0	2	6	1	0	7	7.0
<b>TOTAL</b>	<b>1-1</b>	<b>3-11</b>	<b>.273</b>	<b>1-4</b>	<b>.250</b>	<b>0-0</b>	<b>.000</b>	<b>1-2-3</b>	<b>3.0</b>	<b>3</b>	<b>0</b>	<b>2</b>	<b>6</b>	<b>1</b>	<b>0</b>	<b>7</b>	<b>7.0</b>

**NAJAT OUARDAD CAREER STATISTICS VS. TENNESSEE**

Year	GP-GS	FG-FGA	Pct	3FG-FGA	Pct	FT-FTA	Pct	O-D-T (Reb.)	Avg	PF	FO	Ast	TO	Blk	Stl	Pts	Avg
2011-12	1-0	0-0	.000	0-0	.000	0-0	.000	0-3-3	3.0	2	0	1	2	0	0	0	0.0
<b>TOTAL</b>	<b>1-0</b>	<b>0-0</b>	<b>.000</b>	<b>0-0</b>	<b>.000</b>	<b>0-0</b>	<b>.000</b>	<b>0-3-3</b>	<b>3.0</b>	<b>2</b>	<b>0</b>	<b>1</b>	<b>2</b>	<b>0</b>	<b>0</b>	<b>0</b>	<b>0.0</b>

**PARRISHA SIMMONS CAREER STATISTICS VS. TENNESSEE**

Year	GP-GS	FG-FGA	Pct	3FG-FGA	Pct	FT-FTA	Pct	O-D-T (Reb.)	Avg	PF	FO	Ast	TO	Blk	Stl	Pts	Avg
2008-09	1-0	0-0	.000	0-0	.000	0-0	.000	0-0-0	0.0	0	0	0	0	0	0	0	0.0
2009-10	1-0	2-3	.667	0-0	.000	2-4	.500	3-2-5	5.0	0	0	1	2	0	1	6	6.0
2010-11	1-1	1-1	1.000	0-0	.000	0-0	.000	2-0-2	2.0	2	0	2	0	0	0	2	2.0
2011-12	1-1	0-0	.000	0-0	.000	0-0	.000	1-1-2	2.0	2	0	0	1	0	0	0	0.0
<b>TOTAL</b>	<b>4-2</b>	<b>3-4</b>	<b>.750</b>	<b>0-0</b>	<b>.000</b>	<b>2-4</b>	<b>.500</b>	<b>6-3-9</b>	<b>2.3</b>	<b>4</b>	<b>0</b>	<b>3</b>	<b>3</b>	<b>0</b>	<b>1</b>	<b>8</b>	<b>2.0</b>

**COURTNEY STRAIN CAREER STATISTICS VS. TENNESSEE**

Year	GP-GS	FG-FGA	Pct	3FG-FGA	Pct	FT-FTA	Pct	O-D-T (Reb.)	Avg	PF	FO	Ast	TO	Blk	Stl	Pts	Avg
2011-12	1-0	0-1	.000	0-0	.000	0-0	.000	0-0-0	0.0	0	0	0	1	0	0	0	0.0
<b>TOTAL</b>	<b>1-0</b>	<b>0-1</b>	<b>.000</b>	<b>0-0</b>	<b>.000</b>	<b>0-0</b>	<b>.000</b>	<b>0-0-0</b>	<b>0.0</b>	<b>0</b>	<b>0</b>	<b>0</b>	<b>1</b>	<b>0</b>	<b>0</b>	<b>0</b>	<b>0.0</b>

**TYRESE TANNER CAREER STATISTICS VS. TENNESSEE**

Year	GP-GS	FG-FGA	Pct	3FG-FGA	Pct	FT-FTA	Pct	O-D-T (Reb.)	Avg	PF	FO	Ast	TO	Blk	Stl	Pts	Avg
2010-11	1-0	2-9	.222	0-5	.000	0-0	.000	2-1-3	3.0	0	0	0	2	1	1	4	4.0
2011-12	1-0	3-6	.500	0-0	.000	2-5	.400	0-2-2	2.0	1	0	1	2	0	3	8	8.0
<b>TOTAL</b>	<b>2-0</b>	<b>5-15</b>	<b>.333</b>	<b>0-5</b>	<b>.000</b>	<b>2-5</b>	<b>.400</b>	<b>2-3-5</b>	<b>2.5</b>	<b>1</b>	<b>0</b>	<b>1</b>	<b>4</b>	<b>1</b>	<b>4</b>	<b>12</b>	<b>6.0</b>

**PASCALE WEST CAREER STATISTICS VS. TENNESSEE**

Year	GP-GS	FG-FGA	Pct	3FG-FGA	Pct	FT-FTA	Pct	O-D-T (Reb.)	Avg	PF	FO	Ast	TO	Blk	Stl	Pts	Avg
2009-10	1-0	0-0	.000	0-0	.000	0-0	.000	0-0-0	0.0	0	0	0	0	0	0	0	0.0
<b>TOTAL</b>	<b>1-0</b>	<b>0-0</b>	<b>.000</b>	<b>0-0</b>	<b>.000</b>	<b>0-0</b>	<b>.000</b>	<b>0-0-0</b>	<b>0.0</b>	<b>0</b>	<b>0</b>	<b>0</b>	<b>0</b>	<b>0</b>	<b>0</b>	<b>0</b>	<b>0.0</b>

**JASSANY WILLIAMS CAREER STATISTICS VS. TENNESSEE**

Year	GP-GS	FG-FGA	Pct	3FG-FGA	Pct	FT-FTA	Pct	O-D-T (Reb.)	Avg	PF	FO	Ast	TO	Blk	Stl	Pts	Avg
2010-11	1-0	1-2	.500	0-0	.000	0-1	.000	2-2-4	4.0	1	0	0	1	0	1	2	2.0
2011-12	1-0	2-5	.400	0-0	.000	0-0	.000	3-2-5	5.0	5	1	0	1	5	0	4	4.0
<b>TOTAL</b>	<b>2-0</b>	<b>3-7</b>	<b>.429</b>	<b>0-0</b>	<b>.000</b>	<b>0-1</b>	<b>.000</b>	<b>5-4-9</b>	<b>4.5</b>	<b>6</b>	<b>1</b>	<b>0</b>	<b>2</b>	<b>5</b>	<b>1</b>	<b>6</b>	<b>3.0</b>

## MISCELLANEOUS STATISTICS

Double-Doubles	Season	Career
Blanche Alverson	1	1
Chantel Hilliard	0	1

20+ Point Games	Season	Career
Blanche Alverson	1	2
Camille Glymph	2	2
Chantel Hilliard	1	1
Tyrese Tanner	2	2

10+ Rebound Games	Season	Career
Blanche Alverson	1	1
Chantel Hilliard	1	3
Parrisha Simmons	4	5
Jassany Williams	0	1

10+ Assist Games	Season	Career
------------------	--------	--------

## GAMES LED AUBURN IN . .

Scoring	Season	Career
Blanche Alverson	5	13
Camille Glymph	6	6
Chantel Hilliard	2	6
Hasina Muhammad	4	4
Tyrese Tanner	6	7

Rebounding	Season	Career
Blanche Alverson	4	13
Peyton Davis	0	1
Chantel Hilliard	3	8
Morgan Jennings	5	6
Hasina Muhammad	3	3
Parrisha Simmons	9	17
Tyrese Tanner	3	4
Jassany Williams	2	7

Assists	Season	Career
Blanche Alverson	2	6
Camille Glymph	4	5
Morgan Jennings	10	15
Hasina Muhammad	1	1
Najat Ouardad	10	10
Parrisha Simmons	2	5
Tyrese Tanner	1	2

## 2011-12 DOUBLE-DOUBLES

Player	Points	Other
Blanche Alverson (vs. Mercer)	14	10 (reb.)

## Last Time an Auburn Team...

Scored 100 points	Auburn 119, Sam Houston State 54 (Dec. 5, 2008)
Scored 100 points in an SEC game	Auburn 102, Tennessee 96, SEC Tournament in Albany, Ga. (Mar. 6, 1987)
Scored 100 at Auburn	Auburn 119, Sam Houston State 54 (Dec. 5, 2008)
Scored 100 points and lost	Never
Scored 110 points	Auburn 119, Sam Houston State 54 (Dec. 5, 2008)
Scored 115 points	Auburn 119, Sam Houston State 54 (Dec. 5, 2008)
Scored at least 60 points in a half	62-vs. Sam Houston State (Dec. 5, 2008)
Had 25+ rebound margin	28-Auburn 55, Sam Houston State 27 (Dec. 5, 2008)
Had 20+ rebound margin	20-Auburn 51, USC-Upstate 31 in Auburn, Ala. (Nov. 27, 2011)
Attempted 35 free throws	35-vs. Florida A&M (Nov. 28, 2009)
Attempted 40 free throws	41-vs. Alabama State (Nov. 15, 2006)
Made 30 free throws	31-vs. Northwestern State (31-43) (Dec. 30, 2003)
Had 25 assists	25- vs. Alabama (Jan. 22, 2009)
Had 25 turnovers	30- vs. Georgia and vs. Kentucky (Jan. 26, 2012)
Had 25 steals	25- vs. Arkansas-Little Rock (Dec. 2, 2000)
Had 15 steals	19-vs. Central Connecticut State in Hempstead, N.Y. (Dec. 22, 2011)
Had 15 blocks	17- vs. Alabama A&M in Auburn, Ala. (Nov. 19, 2009)
Scored 25 points or less	25- vs. Mercer (1971)
Played an overtime game	at LSU (Jan. 10, 2010)
Won an overtime game	Auburn 64, LSU 62 at Baton Rouge, La. (Jan. 10, 2010)
Lost an overtime game	Florida 71, Auburn 68 (2OT) at Gainesville, Fla. (Jan. 7, 2010)
Played a double overtime game	Florida 71, Auburn 68 at Gainesville, Fla. (Jan. 7, 2010)
Played at least three overtimes	Never
Shot 70% for a half	73.9%, 17-23-vs. Alabama (Jan. 22, 2009)
Shot 60% for a game	vs. Alabama (61.8%, 34-55) (Jan. 22, 2009)
Shot less than 30% for a game	(25.5%, 13-51) at Arkansas at Fayetteville, Ark. (Jan. 15, 2012)
Shot 90% from the free throw line (minimum 10 attempts)	(10-10) vs. Mississippi State (Feb. 3, 2008)
Shot 50% from 3-point line	(3-6, 50%) vs. South Carolina in Auburn, Ala. (Jan. 19, 2012)
Shot less than 30% in a half	21.7% in the second half at Arkansas in Fayetteville, Ark. (Jan. 15, 2012)
Shot less than 20% in a half	19.0% in the first half vs. LSU, (Feb. 14, 2010)
Shot 55% or better and lost	58.1%, 25-43-vs. Tennessee, (Jan. 20, 2005)
Made at least 10 3-point field goals	10-of-24 vs. Marist in Hempstead, N.Y. (Dec. 21, 2011)
Failed to make a 3-point field goal	0-9 at Mercer in Macon, Ga. (Nov. 11, 2011)
Had at least 60 rebounds	61 vs. Stephen F. Austin, (Dec. 17, 2007)
Had at least 50 rebounds	51- vs. USC-Upstate in Auburn, Ala. (Nov. 27, 2011)
Scored less than 20 points in a 1st half	18 points at Arkansas in Fayetteville, Ark. (Jan. 15, 2012)
Scored less than 20 points in a 2nd half	19 points at Duke in Durham, N.C. (Nov. 18, 2011)
Scored less than 50 points in a game	48 points vs. Kentucky (Jan. 26, 2012)

## Last Time an Auburn Player...

Scored 40 points	41-Consweila Sparrow vs. South Alabama (Feb. 17, 1998)
Scored 35 points	35-DeWanna Bonner vs. Tennessee (Jan. 25, 2009)
Scored 30 points	32-DeWanna Bonner vs. Ole Miss (Mar. 6, 2009)
Attempted 25 field goals	25-Natasha Brackett (9-25) at LSU (Jan. 30, 2005)
Recorded a double-double	Blanche Alverson (12 pts./10 rebs.) at Mercer in Macon, Ga. (Nov. 11, 2011)
Recorded a double-double with points and assists	Morgan Toles (10 pts./10 asst.) vs. Jacksonville State in Auburn, Ala., (Dec. 30, 2010)
Recorded consecutive double-doubles	KeKe Carrier (18 pts./10 rebs) vs. Mississippi State (Jan. 3, 2010)
	and (24 pts/12 rebs) vs. Florida in Gainesville, Fla. (Jan. 7, 2010)
Two players recorded a double-double	DeWanna Bonner (32 pts./13 rebs) & Whitney Boddie (15 pts./10 asst.)
	vs. Ole Miss in the SEC Tournament in North Little Rock, Ark. (March 6, 2009)
Had a double-double at halftime	DeWanna Bonner (14 pts./10 rebs.) vs. Ole Miss (Mar. 6, 2009)
Recorded a triple-double	Whitney Boddie (24 pts./11 rebs./12 asst.) vs. Sam Houston State (Dec. 5, 2008)
Had 10 assists	10- Morgan Toles vs. Jacksonville State (Dec. 30, 2010)
Had 15 assists	18-Martha Monk vs. Alabama State (Feb. 18, 1981)
Had 10 blocks	13- Marita Payne vs. Arkansas (Feb. 3, 2005)
Had 5 blocks	5- Jassany Williams vs. Tennessee in Auburn, Ala. (Jan. 1, 2012)
Had 5 steals	7-Najat Ouardad at Vanderbilt in Nashville, Tenn. (Jan. 12, 2012)
Had 15 rebounds	16-Jordan Greenleaf vs. Mississippi State (Jan. 3, 2010)
Had 20 rebounds	20-Monique Morehouse at LSU (Feb. 4, 1995)
Made 15 field goals	15-Consweila Sparrow (15-16) vs. USA (Feb. 17, 1998)
Made 5 three-point field goals	5 - Camille Glymph (5-10) vs. Tennessee in Auburn, Ala. (Jan. 1, 2012)
Two players scored 20 points	Alli Smalley (27 pts.) & KeKe Carrier (20 pts.) vs. Alabama (Jan. 14, 2010)
Two players scored 30 points	Laticia Morris (33 points) & Tara Williams (30 points) vs. South Alabama (Jan. 14, 1997)
Back-to-back 25-point games	Alli Smalley 26 pts. vs. Kentucky (Feb. 28, 2010) & 29 pts. vs. Florida in SEC Tournament in Duluth, Ga. (Mar. 4, 2010)
Only one player scored in double figures	Tyrese Tanner (17 pts.) at Florida International in Miami, Fla. (Dec. 30, 2011)

**TIGERS' RECORD WHEN...**

When wearing white.....	7-5
When wearing orange.....	1-3
When wearing blue.....	3-4
When wearing pink.....	0-0
Leading at the half.....	9-2
Trailing at the half.....	2-8
Tied at the half.....	0-1
Scores 100+ points.....	0-0
Scores 90-99 points.....	0-0
Scores 80-89 points.....	1-0
Scores 70-79 points.....	3-0
Scores 60-69 points.....	4-2
Scores fewer than 60 points.....	3-10
Holds opponent to 41-50 points.....	5-0
Holds opponent to 31-40 points.....	2-0
Holds opponent to under 30 points.....	0-0
Shoots 50% FG or better.....	2-0
Shoots 40-49% FG.....	6-1
Shoots 39% or under FG.....	3-11
Holds opponent under 30% FG.....	4-0
Shoots higher FG% than opponent.....	10-2
Shoots lower FG% than opponent.....	1-10
Shoots higher FT% than opponent.....	5-2
Shoots lower FT% than opponent.....	5-9
Out-rebounds opponent.....	7-4
Out-rebounded by opponent.....	3-8
Tied in rebounds.....	1-0
Versus ranked opponent.....	0-6
In overtime.....	0-0
Games decided by 3 points or less.....	0-0
Games decided by 4-5 points.....	1-2
Games decided by 6-10 points.....	4-4
Games decided by 11-20 points.....	2-3
Games decided by 21-30 points.....	2-3
Games decided by 30+ points.....	2-0
On Television.....	1-4
In November.....	5-1
In December.....	3-4
In January.....	3-6
In February.....	0-1
In March.....	0-0

Five players scored in double figures.....	Alverson (17 pts.), Greenleaf (15 pts.), Tanner (11 pts.), Smalley (11 pts.) & Toles (10 pts.) vs. Jacksonville State (Dec. 30, 2010)
Six players scored in double figures.....	Carrier (19 pts.), Bonner (18 pts.), Smalley (16 pts.), Boddie (13 pts.), R. Hobbs (13 pts.), Hilliard (13 pts.) & S. Hobbs (10 pts.) vs. Sam Houston State (Dec. 5, 2008)
Seven players scored in double figures.....	Carrier (19 pts.), Bonner (18 pts.), Smalley (16 pts.), Boddie (13 pts.), R. Hobbs (13 pts.), Hilliard (13 pts.) & S. Hobbs (10 pts.) vs. Sam Houston State (Dec. 5, 2008)
Scored 20 points & had 20 rebounds.....	Lauretta Freeman (30 pts/21 rebs.) vs. Alabama, (Feb. 17, 1993)
Two players had 10 rebounds.....	Chantel Hilliard (11 rebs.) & Jassany Williams (10 rebs) at Mississippi State in Starkville, Miss. (Jan. 22, 2012)
Three players had 10 rebounds.....	Jordan Greenleaf (12 rebs.), DeWanna Bonner (12 rebs.) & Whitney Boddie (10 rebs.) vs. Oakland (Nov. 21, 2007)
Played every minute.....	Jordan Greenleaf (40 mins.) vs. Florida, SEC Tournament, Duluth, Ga., (Mar. 4, 2010)
Played more than 40 minutes.....	Alli Smalley (45 mins.), Jordan Greenleaf (43 mins.) & Morgan Toles (41 mins.) at LSU (Jan. 10, 2010)

**Last Time an Auburn Opponent...**

Shot less than 30% in a game (SEC).....	South Carolina - 28.6% in Auburn, Ala. (Jan. 19, 2012)
Shot less than 30% in a game (Non-conf).....	South Florida - 29.3% in Auburn, Ala. (Dec. 14, 2011)
Shot 60% in a game.....	Vanderbilt 60.4% in Nashville, Tennessee in the SEC Tournament, (Mar. 5, 2004)
Scored 100 points.....	Georgia 102, Auburn 72 in Athens, Ga. (Mar. 3, 1984)
Scored 100 points at Auburn.....	Tuskegee 105, Auburn 98 (20T) (Feb. 12, 1979)
Scored 100 points and Lost.....	Never
Scored 110 points.....	Never
Had 25+ rebound margin.....	Never
Had a 20+ rebound margin.....	Never
Scored less than 20 points in a 1st half.....	South Carolina, 19 points in Auburn, Ala. (Jan. 19, 2012)
Scored less than 20 points in a 2nd half.....	South Carolina-Upstate, 16 points in Auburn, Ala. (Nov. 27, 2011)
Had 50 rebounds.....	52 - at Duke in Durham, N.C. (Nov. 18, 2011)
Had 25 assists.....	25- by Florida International in Miami, Fla. (Dec. 19, 1993)
Had 25 turnovers.....	37- by Central Connecticut State in Hempstead, N.Y. (Dec. 21, 2011)
Had 15 steals.....	15- by Georgia in Auburn, Ala. (Jan. 8, 2012)
Had 10 blocks.....	12-by Tennessee (Jan. 10, 2008)
Failed to make a 3-point field goal.....	by Central Connecticut State (0-44) in Hempstead, N.Y. (Dec. 22, 2011)
Attempted 35 free throws.....	36 - by Arizona 25-36 (Dec. 19, 2000)
Made 30 free throws.....	30- by Arkansas (Jan. 22, 1995)
Made 10 three-point field goals.....	by South Florida 10 3-point FGs, in Tampa, Fla., (Nov. 22, 2010)
Scored less than 50 points in a game.....	Kentucky, 48 in Auburn, Ala. (Jan. 26, 2012)
Scored 40 points or less.....	Central Connecticut State, 40 in Hempstead, N.Y. (Dec. 22, 2011)
Scored 25 points or less.....	25- by Puerto Rico Mayaguez (Dec. 17, 2000)
Scored 11 points or less.....	11-by Montevallo (1973) and 11-by Jeff Davis (1973)

**Last Time an Auburn Opponent's Player...**

Scored 30 points (non-conference).....	33-Andrea Smith of South Florida in Tampa, Fla. (Nov. 22, 2010)
Scored 30 points (SEC).....	31-Tierney Jenkins of Alabama in Tuscaloosa, Ala. (Jan. 2, 2011)
Scored 35 points.....	38-Lindsay Shearer of Kent State in Kent, Ohio (Nov. 20, 2005)
Attempted 25 field goals.....	27- Jantel Lavender (9-27) of Ohio State (Nov. 23, 2008)
Scored 20 points & had 20 rebounds.....	Young of Baylor in the Women's NIT Championship Game, (20 pts./25 rebs.), (Apr. 4, 2003)
Two players scored 20 points.....	by Ole Miss, Kayla Melson (29 pts) & Shae Nelson (21 pts), (Jan. 13, 2011)
Three players scored 20 points.....	by LSU in Baton Rouge, Chatman (22 pts), Johnson (21 pts) & Lowery (20 pts), (Jan. 12, 1991)
Five players scored in double figures.....	J. Thomas (16 pts), Gray (13 pts), K. Thomas (11 pts), Christmas (10 pts) & Peters (10 pts) of Duke (Nov. 18, 2010)
Six players scored in double figures ..	Smith (15 pts), Bales (14 pts), Foley (11 pts), Williams (10 pts), Currie (10 pts) & Kurz (10 pts) of Duke (Dec. 31, 2004)
Recorded a double-double.....	Glory Johnson (14 pts/13 rebs) of Tennessee in Auburn, Ala. (Jan. 1, 2012)
Recorded a double-double with points and assists.....	Ceira Ricketts of Arkansas in Fayetteville, Ark., (14 pts/13 rebs/12 assts.), (Jan. 18, 2009)
Recorded a triple-double.....	Ceira Ricketts (14 pts./13 rebs./12 asst.) of Arkansas (Jan. 18, 2009)
Two players recorded a double-double ..	Ashley Daniels (22 pts/11 rebs) and Sarah Watkins (12 pts/10 rebs) of Arkansas in Fayetteville, Ark. (Feb. 13, 2011)
Had 15 rebounds.....	15-by Ashley Brown of Mississippi State, 15- Samarie Walker, Kentucky (Jan. 26, 2012)
Had 20 rebounds.....	20-Sylvia Fowles of LSU (Jan. 28, 2007)
Had 10 assists.....	10-Valencia McFarland of Ole Miss (Jan. 13, 2011)
Had 10 blocks.....	Never
Had 5 blocks.....	5-Martha Alwal of Mississippi State in Starkville, Miss. (Jan. 22, 2012)
Had 5 steals.....	5-Jasmine James of Georgia in Auburn, Ala., (Jan. 8, 2012)
Made 15 field goals.....	15-Chamique Holdsclaw (15-21) of Tennessee (Feb. 1, 1998)
Had 15 assists.....	16-Cindy McMahan of Alabama-Huntsville (Nov. 24, 1980)

**SEC PRESEASON POLL (Media Vote)**  
(First-place votes in Parentheses)**SEC Champion**

Tennessee (22)

**Order of Finish**

1. Tennessee.....	264
2. Georgia.....	228
3. Kentucky.....	212
4. LSU.....	189
5. Vanderbilt.....	172
6. Florida.....	151
7. Arkansas.....	142
8. South Carolina.....	107
9. Auburn.....	94
10. Alabama.....	55
11. Mississippi State.....	54
12. Ole Miss.....	48

**Player of the Year**

Shekinna Stricklen, Tennessee (16); Glory Johnson, Tennessee (3); LaSondra Barrett, LSU (2); Jasmine James, Georgia (1)

**All-SEC First Team**Jasmine James, Georgia  
A'dia Mathies, Kentucky  
LaSondra Barrett, LSU  
Glory Johnson, Tennessee  
Shekinna Stricklen, Tennessee**All-SEC Second Team**C'eira Ricketts, Arkansas  
Sarah Watkins, Arkansas  
Valencia McFarland, Ole Miss  
Meighan Simmons, Tennessee  
Stephanie Holzer, Vanderbilt**SEC PRESEASON POLL (Coaches' Vote)****SEC Champion**

Tennessee

**Order of Finish**

1. Tennessee.....	120
2. Kentucky.....	100
3. Georgia.....	98
4. LSU.....	96
5. Florida.....	92
6. Vanderbilt.....	85
7. South Carolina.....	62
8. Arkansas.....	57
9. Auburn.....	39
10. Alabama.....	29
11. Mississippi State.....	25
12. Ole Miss.....	16

**Player of the Year**

Shekinna Stricklen, UT (6); Glory Johnson, UT (3); A'dia Mathies, UK (1); LaSondra Barrett, LSU (1); Meighan Simmons, UT (1)

**All-SEC First Team**C'eira Ricketts, Arkansas  
Jasmine James, Georgia  
A'dia Mathies, Kentucky  
LaSondra Barrett, LSU  
Glory Johnson, Tennessee  
Meighan Simmons, Tennessee  
Shekinna Stricklen, Tennessee  
Stephanie Holzer, Vanderbilt**All-SEC Second Team**Ericka Russell, Alabama  
Sarah Watkins, Arkansas  
Jasmine Hassell, Georgia  
Adrienne Webb, LSU  
Valencia McFarland, Ole Miss  
La'Keisha Sutton, South Carolina  
Ieasia Walker, South Carolina  
Tiffany Clarke, Vanderbilt**2011-12 Auburn Superlatives...****First Half**

Most points scored in the first half.....	44, vs. USC-Upstate (11-27-11)
Fewest points scored in the first half.....	13, at Vanderbilt (11-12-12)
Fewest points allowed in the first half.....	18, vs. South Carolina-Upstate (11-27-11) and Central Connecticut State (12-22-11)
Most points allowed in the first half.....	45, at Temple (12-3-11)
Best FG % in the first half.....	.643, vs. North Carolina-Charlotte (12-29-11)
Worst FG % in the first half.....	.231, at Vanderbilt (11-12-12)
Best FG % by an opponent in the first half.....	.552, at Temple (12-3-11)
Worst FG % by an opponent in the first half.....	.226 at Mercer (11-11-11)
Most rebounds in the first half.....	35, vs. Kentucky (1-26-12)
Fewest rebounds in the first half.....	11, vs. Marist (12-21-11)
Most rebounds by an opponent in the first half.....	37, at Duke (11-18-11)
Fewest rebounds by an opponent in the first half.....	13, vs. South Florida (12-14-11)

**Second Half**

Most points scored in the second half.....	45, at Vanderbilt (11-12-12)
Fewest points scored in the second half.....	19, at Duke (11-18-11)
Fewest points allowed in the second half.....	16, vs. USC-Upstate (11-27-11)
Most points allowed in the second half.....	42, vs. Purdue (12-18-11), vs. Tennessee (1-1-12) and at Mississippi State (1-22-12)
Best FG % in the second half.....	.577, vs. Belmont (11-15-11)
Worst FG % in the second half.....	.217, at Arkansas (1-15-10)
Best FG % by an opponent in the second half.....	.591, vs. Purdue (12-18-11)
Worst FG % by an opponent in the second half.....	.233, vs. USC-Upstate (11-27-11)
Most rebounds in the second half.....	32, vs. USC-Upstate (11-27-11)
Fewest rebounds in the second half.....	13, at Duke (11-18-11), vs. Tennessee (1-1-12) and vs. South Carolina (1-19-12)
Most rebounds by an opponent in the second half.....	29, vs. Central Connecticut State (12-22-11)
Fewest rebounds by an opponent in the second half.....	11, vs. Purdue (12-18-11) and vs. Vanderbilt (2-2-12)

**Game**

Most points scored.....	80, vs. Belmont (11-15-11)
Fewest points scored.....	39, at Arkansas (1-15-12)
Most points allowed.....	73, at Duke (11-18-11), at Temple (12-3-11) and vs. Tennessee (1-1-12)
Fewest points allowed.....	34, vs. USC-Upstate (11-27-11)
Best FG %.....	.558, vs. North Carolina-Charlotte (12-29-11)
Worst FG %.....	.255, at Arkansas (1-15-12)
Best FG % by an opponent.....	.523, at Florida International (12-30-11)
Worst FG % by an opponent.....	.250, vs. Central Connecticut State (12-22-11)
Most rebounds.....	51, vs. USC-Upstate (11-27-11)
Fewest rebounds.....	27, vs. North Carolina-Charlotte (12-29-11)
Most rebounds by an opponent.....	52, at Duke (11-18-11)
Fewest rebounds by an opponent.....	26, at Florida International (12-30-11)

**Miscellaneous**

Largest margin of victory.....	41, vs. USC-Upstate (11-27-11)
Smallest margin of victory.....	4, vs. South Carolina (1-19-12)
Largest margin of defeat.....	25, vs. Georgia (1-8-12)
Smallest margin of defeat.....	5, vs. Vanderbilt (2-2-12)
Largest halftime lead.....	26, vs. USC-Upstate (11-27-11)
Smallest halftime lead.....	1, vs. Purdue (12-18-11)
Last time tied at halftime.....	vs. Vanderbilt (2-2-12)
Largest halftime deficit.....	18, at Temple (12-3-11)
Smallest halftime deficit.....	1, at Duke (11-18-11)
Largest rebounding margin.....	21, at Mercer (11-11-11)
Smallest rebounding margin.....	1, vs. George Washington (11-23-11)
Last time tied in rebounding.....	at Alabama (1-5-12)
Opponent's largest rebounding margin.....	18, vs. Tennessee (1-1-12)
Opponents smallest rebounding margin.....	2, vs. Kentucky (1-26-12)



## 2011-12 Auburn Individual Highs...

### First Half

Points.....14, Alverson vs. USC-Upstate (11-27-11) & Hilliard vs. UNC-Charlotte (12-29-11)  
 Field Goals Made.....7, Chantel Hilliard vs. North Carolina-Charlotte (12-29-11)  
 Field Goal Attempts .....12, Blanche Alverson vs. USC-Upstate (11-27-11)  
 3-Point Field Goals Made .....4, Tanner vs. Belmont (11-15-11) & Alverson vs. USC-Upstate (11-27-11)  
 3-Point Field Goal Attempts.....8, Blanche Alverson vs. USC-Upstate (11-27-11)  
 Free Throws Made.....4, Parrisha Simmons vs. USC-Upstate (11-27-11)  
 Free Throws Attempted.....5, Morgan Jennings vs. Mercer (11-11-11)  
 Rebounds.....10, Chantel Hilliard at Mississippi State (1-22-12)  
 Assists .....5, Ouardad vs. USC-Upstate (11-27-11) & Jennings vs. Tennessee (1-1-12)  
 Blocked Shots .....4, Jassany Williams vs. Troy (11-30-11)  
 Steals.....4, Blanche Alverson vs. Central Connecticut State (12-22-11)

### Second Half

Points.....15, Tyrese Tanner at Florida International (12-30-11) & at Arkansas (1-15-12)  
 Field Goals Made.....6, Tyrese Tanner at Vanderbilt (1-12-12)  
 Field Goal Attempts .....11, Muhammad vs. Purdue (12-18-11) and vs. CCSU (12-22-11)  
 3-Point Field Goals Made .....4, Blanche Alverson vs. Purdue (12-18-11)  
 3-Point Field Goal Attempts.....6, Alverson vs. Purdue and Glymph at Miss. State (1-22-12)  
 Free Throws Made.....8, Parrisha Simmons vs. Purdue (12-18-11)  
 Free Throws Attempted.....12, Parrisha Simmons vs. Purdue (12-18-11)  
 Rebounds.....9, twice, last Parrisha Simmons at Ole Miss (1-29-12)  
 Assists .....7, Morgan Jennings vs. Mercer (11-11-11)  
 Blocked Shots .....6, Jassany Williams at Duke (11-18-11)  
 Steals.....5, by five players on five occasions

### Game

Points.....23, Camille Glymph vs. South Florida (12-14-11)  
 Field Goals Made.....9, Hasina Muhammad vs. Troy (11-30-11)  
 Field Goal Attempts .....19, Hasina Muhammad vs. Purdue (12-18-11)  
 3-Point Field Goals Made .....5, on three occasions, last by Camille Glymph vs. Tennessee (1-1-12)  
 3-Point Field Goal Attempts.....10, Alverson vs. Marist (12-21-11) & Glymph vs. Tennessee (1-1-12)  
 Free Throws Made.....9, Simmons vs. Purdue (12-18-11) & Muhammad vs. Georgia (1-8-12)  
 Free Throws Attempted.....14, Simmons vs. Purdue (12-18-11) & Tanner at Arkansas (1-15-12)  
 Rebounds.....16, Parrisha Simmons vs. Purdue (12-18-11)  
 Assists .....9, Morgan Jennings vs. Belmont (11-15-11)  
 Blocked Shots .....7, Jassany Williams at Duke (11-18-11)  
 Steals.....7, Najat Ouardad at Vanderbilt (1-12-12)

## 2011-12 Opponent Individual Highs...

### First Half

Points.....14, Tee'Ara Copney of USC-Upstate (11-27-11)  
 Field Goals Made.....6, Brandy Gang of Marist (12-21-11)  
 Field Goal Attempts .....10, DeAngela Sword of Troy (11-30-11)  
 3-Point Field Goals Made .....3, Tee'Ara Copney of USC-Upstate (11-27-11)  
 3-Point Field Goal Attempts.....5, Briana Williams of Mercer (11-11-11)  
 Free Throws Made.....4, Clarke/Holzer of Vanderbilt (2-2-12)  
 Free Throws Attempted.....6, Jasmine Wynne of South Florida (12-14-11)  
 Rebounds.....7, Williams of Duke (11-18-11) and McCarthy of Temple (12-3-11)  
 Assists .....6, Tarrence of Belmont (11-15-11) and Yarde of Marist (12-21-11)  
 Blocked Shots .....5, Martha Alwal of Mississippi State (1-22-12)  
 Steals.....3, on six occasions, last by Jasmine James of Georgia (1-8-12)

### Second Half

Points.....22, Christine Foggie of Vanderbilt (1-12-12)  
 Field Goals Made.....8, Shey Peddy of Temple (12-3-11)  
 Field Goal Attempts .....12, Diamber Johnson of Mississippi State (1-22-12)  
 3-Point Field Goals Made .....5, Christine Foggie of Vanderbilt (1-12-12)  
 3-Point Field Goal Attempts.....6, Foggie of Vanderbilt (1-12-12) and Grant of USC (1-19-12)  
 Free Throws Made.....8, Jerica Coley of Florida International (12-30-11)  
 Free Throws Attempted.....10, Jerica Coley of Florida International (12-30-11)  
 Rebounds.....10, by Samarie Walker (1-26-12)  
 Assists .....5, Jasmine Lister of Vanderbilt (2-2-12)  
 Blocked Shots .....3, Anne Marie Armstrong of Georgia (1-8-12)  
 Steals.....4, Jasmine Wynne of South Florida (12-14-11)

### Game

Points.....28, Jerica Coley of Florida International (12-30-11)  
 Field Goals Made.....11, Shey Peddy of Temple (12-3-11)  
 Field Goal Attempts .....18, Shekinna Stricklen of Tennessee (1-1-12)  
 3-Point Field Goals Made .....6, Christine Foggie of Vanderbilt (1-12-12)  
 3-Point Field Goal Attempts.....9, by 4 players on 4 occasions, last by Mathies of Kentucky (1-26-12)  
 Free Throws Made.....10, Jerica Coley of Florida International (12-30-11)  
 Free Throws Attempted.....12, Jerica Coley of Florida International (12-30-11)  
 Rebounds.....15, Maegan Conwright (1-26-12)  
 Assists .....9, Corielle Yarde of Marist (12-21-11)  
 Blocked Shots .....5, Martha Alwal of Mississippi State (1-22-12)  
 Steals.....7, Jasmine Wynne of South Florida (12-14-11)

**2011-12 Starting Lineups**

	Guard (1)	Guard (2)	Guard/Forward (3)	Forward (4)	Forward/Center (5)
<b>at Mercer</b>	Morgan Jennings	Tyrese Tanner	Hosina Muhammad	Jassany Williams	Chantel Hilliard
<b>BELMONT</b>	Morgan Jennings	Tyrese Tanner	Hosina Muhammad	Jassany Williams	Blanche Alverson
<b>at Duke</b>	Morgan Jennings	Tyrese Tanner	Hosina Muhammad	Jassany Williams	Blanche Alverson
<b>GEORGE WASHINGTON</b>	Morgan Jennings	Tyrese Tanner	Hosina Muhammad	Jassany Williams	Blanche Alverson
<b>USC-UPSTATE</b>	Najat Ouardad	Morgan Jennings	Tyrese Tanner	Parrisha Simmons	Chantel Hilliard
<b>TROY</b>	Najat Ouardad	Morgan Jennings	Tyrese Tanner	Parrisha Simmons	Chantel Hilliard
<b>at Temple</b>	Najat Ouardad	Morgan Jennings	Tyrese Tanner	Parrisha Simmons	Chantel Hilliard
<b>SOUTH FLORIDA</b>	Morgan Jennings	Camille Glymph	Tyrese Tanner	Blanche Alverson	Parrisha Simmons
<b>PURDUE</b>	Morgan Jennings	Camille Glymph	Tyrese Tanner	Blanche Alverson	Parrisha Simmons
<b>vs. Marist</b>	Najat Ouardad	Camille Glymph	Tyrese Tanner	Blanche Alverson	Parrisha Simmons
<b>vs. Central Connecticut State</b>	Morgan Jennings	Blanche Alverson	Hosina Muhammad	Parrisha Simmons	Chantel Hilliard
<b>vs. North Carolina-Charlotte</b>	Morgan Jennings	Blanche Alverson	Hosina Muhammad	Parrisha Simmons	Chantel Hilliard
<b>at Florida International</b>	Morgan Jennings	Blanche Alverson	Hosina Muhammad	Parrisha Simmons	Chantel Hilliard
<b>TENNESSEE</b>	Morgan Jennings	Blanche Alverson	Hosina Muhammad	Parrisha Simmons	Chantel Hilliard
<b>at Alabama</b>	Morgan Jennings	Blanche Alverson	Hosina Muhammad	Parrisha Simmons	Chantel Hilliard
<b>GEORGIA</b>	Morgan Jennings	Blanche Alverson	Hosina Muhammad	Parrisha Simmons	Chantel Hilliard
<b>at Vanderbilt</b>	Najat Ouardad	Camille Glymph	Hosina Muhammad	Blanche Alverson	Chantel Hilliard
<b>at Arkansas</b>	Najat Ouardad	Camille Glymph	Hosina Muhammad	Blanche Alverson	Chantel Hilliard
<b>SOUTH CAROLINA</b>	Najat Ouardad	Camille Glymph	Hosina Muhammad	Blanche Alverson	Chantel Hilliard
<b>at Mississippi State</b>	Najat Ouardad	Camille Glymph	Hosina Muhammad	Blanche Alverson	Chantel Hilliard
<b>KENTUCKY</b>	Najat Ouardad	Camille Glymph	Hosina Muhammad	Blanche Alverson	Chantel Hilliard
<b>at Ole Miss</b>	Najat Ouardad	Camille Glymph	Hosina Muhammad	Blanche Alverson	Chantel Hilliard
<b>VANDERBILT</b>	Najat Ouardad	Camille Glymph	Tyrese Tanner	Blanche Alverson	Chantel Hilliard

**Record by Starting Lineup**

Jennings, Tanner, Muhammad, Williams, Hilliard	1-0 (.000)
Ouardad, Jennings, Tanner, Simmons, Hilliard	2-1 (.667)
Jennings, Tanner, Muhammad, Williams, Alverson	2-1 (.667)
Jennings, Alverson, Muhammad, Simmons, Hilliard	3-3 (.500)
Jennings, Glymph, Tanner, Alverson, Simmons	1-1 (.500)
Ouardad, Glymph, Muhammad, Alverson, Hilliard	2-4 (.333)
Ouardad, Glymph, Tanner, Alverson, Simmons	0-1 (.000)
Ouardad, Glymph, Tanner, Alverson, Hilliard	0-1 (.000)

**Game-by-Game Leaders**

	Points	Rebounds	Assists	Steals	Blocked Shots
at Mercer	14-Tanner	10-Alverson	8-Jennings	3-Ouardad	2-Williams
BELMONT	18-Glymph	9-Hilliard	9-Jennings	3-Ouardad/Jennings	4-Williams
at Duke	12-Glymph	6-Jennings	3-Jennings	2-Williams/Jennings	7-Williams
GEORGE WASHINGTON	14-Alverson	8-Simmons	5-Jennings	2-Alverson	2-Glymph
USC-UPSTATE	14-Alverson	10-Simmons	8-Ouardad	2-Ouardad/Williams	3-Williams
TROY	19-Muhammad	8-Williams	5-Ouardad	5-Ouardad	4-Williams
at Temple	12-Glymph	7-Jennings	4-Ouardad	3-Tanner	1-Hilliard/Simmons
SOUTH FLORIDA	23-Glymph	11-Simmons	4-Jennings	4-Simmons	2-Muhammad
PURDUE	17-Muhammad	16-Simmons	3-Glymph	2-Muhammad/Glymph	3-Muhammad
vs. Marist	20-Alverson	7-Jennings	6-Glymph	2-Jennings	2-Hilliard
vs. Central Connecticut State	16-Muhammad	8-Muhammad/Tanner	2-Alverson/Ouardad	6-Alverson	2-3 tied
vs. North Carolina-Charlotte	22-Hilliard	5-Simmons	5-Jennings	3-Muhammad	1-5 tied
at Florida International	17-Tanner	9-Simmons	2-Ouardad/Simmons	3-Muhammad	2-Williams
TENNESSEE	21-Glymph	6-Alverson	7-Jennings	3-Tanner	5-Williams
at Alabama	20-Tanner	7-Alverson/Hilliard	2-4 tied	4-Ouardad	2-3 tied
GEORGIA	15-Muhammad	6-Tanner	3-Glymph	3-Jennings	4-Tanner
at Vanderbilt	14-Tanner	6-Jennings	6-Ouardad	7-Ouardad	4-Williams
at Arkansas	22-Tanner	6-3 tied	3-Ouardad	4-Ouardad	1-Hilliard, Tanner
SOUTH CAROLINA	15-Tanner	7-Simmons	6-Ouardad	3-Ouardad	2-4 tied
at Mississippi State	16-Alverson	11-Hilliard	3-Muhammad/Ouardad	2-Ouardad	1-Alverson/Tanner
KENTUCKY	15-Alverson	5-Hilliard/Muhammad/Williams	5-Muhammad	3-Muhammad	3-Hilliard
at Ole Miss	19-Glymph	10-Simmons	6-Glymph	3-Alverson	2-Muhammad/West
VANDERBILT	13-Hilliard	7-Jennings	3-Glymph/Jennings	2-Tanner/Simmons	2-Muhammad

**Comparison Statistics (Auburn/Opponent)**

Opponent	1st	2nd	Score	Mar	Total FG	FG Pct	3-Pointers	3FG Pct	Free Throws	FT Pct	Reb.	Mar	Assist	TO	Bk	Stl	Fouls
at Mercer	36/19	41/24	77-43	+34	31-56/15-55	.554/.273	0-9/4-18	.000/.222	15-24/9-16	.625/.563	48-27	+21	23/7	21/19	5/1	11/10	19/20
BELMONT	39/25	41/28	80-53	+27	29-61/19-48	.475/.396	10-21/8-19	.476/.421	12-15/7-14	.800/.500	35-32	+3	20/12	12/24	7/1	15/6	15/14
at Duke	31/32	19/41	50-73	(-23)	19-58/27-71	.328/.380	5-16/0-12	.313/.000	7-12/19-23	.583/.826	35-52	(-17)	9/16	22/16	11/5	8/11	18/14
G. WASHINGTON	19/26	36/21	55-47	+8	18-53/15-46	.340/.326	4-18/3-9	.222/.333	15-25/14-19	.600/.737	39-38	+1	14/7	10/16	3/1	7/7	15/16
USC-UPSTATE	44/18	31/16	75-34	+41	30-71/13-51	.423/.255	8-19/5-25	.421/.200	7-11/3-4	.636/.750	51-31	+20	19/8	14/22	7/0	8/10	9/11
TROY	38/23	36/24	74-47	+27	31-72/16-46	.431/.348	7-15/4-12	.467/.333	5-13/11-17	.385/.647	48-30	+18	14/8	13/22	13/0	15/6	11/12
at Temple	27/45	30/28	57-73	(-16)	21-60/27-55	.350/.491	6-17/6-14	.353/.429	9-11/13-18	.818/.722	35-37	(-2)	12/10	16/13	2/1	9/8	19/13
SOUTH FLORIDA	27/19	35/26	62-45	+17	18-46/17-58	.391/.293	7-17/1-10	.412/.100	19-25/10-19	.760/.526	48-29	+19	11/8	29/20	7/2	11/15	14/20
PURDUE	21/20	33/42	54-62	(-8)	16-53/21-49	.302/.429	8-17/1-8	.471/.125	14-21/19-23	.667/.826	39-29	+10	11-13	25/18	5/0	7/13	20/18
vs. Marist	25/34	36/35	61-69	(-8)	23-61/27-57	.377/.474	10-24/6-18	.417/.333	5-12/9-12	.417/.750	35/38	(-3)	15/22	16/16	4/0	9/8	15/10
vs. Central Conn. St.	24/18	25/22	49-40	+9	20-70/16-45	.286/.356	1-14/0-4	.071/.000	8-13/8-12	.615/.667	36/48	(-12)	7/8	19/37	8/4	16/5	16/16
vs. UNC-Charlotte	39/31	29/27	68-58	+10	29-52/21-51	.558/.412	0-4/1-5	.000/.200	10-20/15-22	.500/.682	27/33	(-6)	13/12	21/22	5/0	10/9	16/17
at FIU	22/31	33/33	55-64	(-9)	20-65/23-44	.308/.523	1-13/4-9	.077/.444	14-17/14-17	.824/.824	42/26	+16	6/15	14/13	3/5	8/4	17/15
TENNESSEE	29/31	23/42	52-73	(-21)	19-51/21-65	.373/.323	7-16/3-16	.438/.188	7-12/28-31	.583/.903	31/49	(-18)	13/12	25/18	9/1	7/12	26/14
at Alabama	24/26	41/29	65-55	+10	24-57/21-66	.421/.318	2-12/5-15	.167/.333	15-24/8-16	.625/.500	44/44	-	9/9	18/18	8/2	6/10	13/18
GEORGIA	17/30	28/40	45-70	(-25)	13-48/28-75	.271/.373	3-13/3-17	.231/.176	16-21/11-14	.762/.786	35/47	(-12)	8/14	30/19	10/4	11/15	15/20
at Vanderbilt	13/29	45/37	58-66	(-8)	22-58/19-43	.379/.442	5-17/8-13	.294/.615	9-13/20-27	.692/.741	30/35	(-5)	10/13	17/21	7/1	14/8	23/12
at Arkansas	18/28	21/31	39-59	(-20)	13-51/21-49	.255/.429	1-10/6-16	.100/.375	12-21/11-19	.571/.579	34/38	(-4)	7/16	17/16	2/4	9/9	21/18
SOUTH CAROLINA	28/19	25/30	53-49	+4	21-50/18-63	.420/.286	3-6/6-18	.500/.333	8-9/7-9	.889/.778	33/42	(-9)	13/9	16/15	10/2	7/4	15/14
at Mississippi State	28/20	29/42	57-62	(-5)	21-60/25-54	.350/.463	7-18/6-22	.389/.273	8-12/6-18	.667/.333	45/32	+13	13/12	22/16	2/8	6/11	17/13
KENTUCKY	20/31	28/35	48/66	(-18)	20-44/23-64	.455/.359	5-11/6-19	.455/.316	3-7/14-23	.429/.609	35/37	(-2)	14/9	30/13	9/1	8/14	19/14
at Ole Miss	38/28	29/26	67/54	(+13)	25-54/17-52	.463/.327	5-10/2-9	.500/.222	12-18/18-27	.666/.666	40/32	(+8)	14/10	18/16	7/1	10/8	18/17
VANDERBILT	33/33	28/33	61/66	(-5)	24-61/22-45	.393/.488	3-13/2-6	.230/.333	10-15/20-22	.666/.909	34-27	(+7)	10/14	16/18	4/3	6/7	19/16



**Scoring Breakdown**

(Percentage of total points in parentheses)

<b>Opponent</b>	<b>Front Court</b>	<b>Back Court</b>	<b>Sr.</b>	<b>Jr.</b>	<b>So.</b>	<b>Fr.</b>	<b>Starters</b>	<b>Bench</b>
at Mercer	34 (44.2)	43 (55.8)	17	21	27	12	47 (61.0)	30 (39.0)
BELMONT	31 (38.8)	49 (61.2)	19	10	46	5	49 (61.2)	31 (38.8)
at Duke	15 (30.0)	35 (70.0)	8	7	25	10	30 (60.0)	20 (40.0)
GEORGE WASHINGTON	26 (47.3)	29 (52.7)	11	14	20	10	44 (80.0)	11 (20.0)
USC-UPSTATE	33 (44.0)	42 (56.0)	26	23	14	12	40 (53.3)	35 (46.7)
TROY	17 (23.0)	57 (77.0)	13	10	32	19	26 (35.1)	48 (64.9)
at Temple	14 (24.6)	43 (75.4)	19	8	23	7	30 (52.6)	27 (47.4)
SOUTH FLORIDA	18 (29.0)	44 (71.0)	11	13	37	1	49 (79.0)	13 (21.0)
PURDUE	13 (24.1)	41 (75.9)	14	15	8	17	37 (68.5)	17 (31.5)
vs. Marist	51 (83.6)	10 (16.4)	11	23	18	9	52 (85.2)	9 (14.8)
vs. Central Connecticut State	6 (12.2)	43 (87.8)	13	9	11	16	36 (73.5)	13 (26.5)
vs. North Carolina-Charlotte	25 (36.8)	43 (63.2)	30	2	24	12	42 (61.8)	26 (38.2)
at Florida International	15 (27.3)	40 (72.7)	13	7	27	8	26 (47.3)	29 (52.7)
TENNESSEE	9 (17.3)	43 (82.7)	6	6	33	7	19 (36.5)	33 (63.5)
at Alabama	8 (12.3)	57 (87.7)	7	19	27	12	30 (46.2)	35 (53.8)
GEORGIA	4 (8.9)	41 (91.1)	7	13	10	15	35 (77.8)	10 (22.2)
at Vanderbilt	24 (41.4)	34 (58.6)	15	13	27	3	36 (62.1)	22 (37.9)
at Arkansas	1 (2.6)	38 (97.4)	5	2	28	4	13 (33.3)	26 (66.7)
SOUTH CAROLINA	16 (30.2)	37 (69.8)	12	13	17	11	32 (60.4)	21 (39.6)
at Mississippi State	28 (49.1)	29 (50.9)	7	18	25	7	42 (73.7)	15 (26.3)
KENTUCKY	23 (47.9)	25 (52.1)	16	15	17	0	30 (65.2)	18 (37.5)
at Ole Miss	34 (50.7)	33 (49.3)	18	12	33	4	41 (61.2)	26 (38.8)
VANDERBILT	24 (39.3)	37 (60.7)	24	5	26	6	38 (62.3)	23 (37.7)

**Lead-Deficit Comparison**

<b>Opponent</b>	<b>Largest Lead</b>	<b>Largest Deficit</b>	<b>Lead Changes</b>	<b>Ties</b>	<b>Result</b>
at Mercer	34 (2nd, 2:17)	---	0	0	W, 77-43
BELMONT	27 (2nd, 0:45)	6 (1st, 18:37)	3	2	W, 80-53
at Duke	1 (1st, 19:39)	23 (2nd, 2:10)	2	1	L, 50-73
GEORGE WASHINGTON	10 (2nd, 0:14)	9 (1st, 0:31)	1	5	W, 55-47
USC-UPSTATE	41 (2nd, 2:18)	---	0	1	W, 75-34
TROY	29 (2nd, 2:04)	---	0	0	W, 74-47
at Temple	3 (1st, 18:52)	23 (2nd, 7:56)	4	1	L, 57-73
SOUTH FLORIDA	23 (2nd, 13:34)	---	0	0	W, 62-45
PURDUE	3 (1st, 12:00)	12 (2nd, 7:44)	4	4	L, 54-62
vs. Marist	2 (1st, 15:14)	15 (2nd, 10:15)	4	2	L, 61-69
vs. Central Connecticut State	12 (2nd, 14:47)	4 (1st, 13:47)	10	7	W, 49-40
vs. North Carolina-Charlotte	19 (1st, 4:47)	1 (2nd, 4:00)	2	3	W, 68-58
at Florida International	---	17 (2nd, 11:37)	0	0	L, 55-64
TENNESSEE	4 (1st, 10:27)	24 (2nd, 0:31)	2	6	L, 52-73
at Alabama	12 (2nd, 4:23)	9 (1st, 7:49)	5	6	W, 65-55
GEORGIA	---	30 (2nd, 3:52)	0	0	L, 45-70
at Vanderbilt	2 (1st, 13:06)	20 (2nd, 16:56)	4	2	L, 58-66
at Arkansas	---	22 (2nd, 5:11)	0	1	L, 39-59
SOUTH CAROLINA	13 (2nd, 10:20)	3 (1st, 18:49)	3	1	W, 53-49
at Mississippi State	15 (1st, 2:16)	5 (2nd, 0:40)	7	5	L, 57-62
KENTUCKY	5 (1st, 10:13)	21 (2nd, 1:38)	5	3	L, 66-48
at Ole Miss	16 (2nd, 0:15)	5 (1st, 11:47)	8	3	W, 67-54
VANDERBILT	8 (2nd, 8:42)	4 (1st, 8:28)	6	4	L, 61-66

**Specialty Statistics (Auburn-Opponent)**

<b>Opponent</b>	<b>Bench Points</b>	<b>Points in the Paint</b>	<b>Points off Turnovers</b>	<b>Second Chance Points</b>	<b>Fast Break Points</b>
at Mercer	30-22	54-14	20-13	12-1	10-4
BELMONT	31-18	32-17	35-9	13-10	13-2
at Duke	20-21	18-44	17-23	14-12	7-14
GEORGE WASHINGTON	11-11	14-18	13-9	8-7	2-4
USC-UPSTATE	35-4	32-16	24-5	17-1	2-4
TROY	48-13	44-12	20-17	19-12	8-2
at Temple	27-26	24-30	13-21	20-17	6-16
SOUTH FLORIDA	13-16	12-32	14-15	13-6	4-4
PURDUE	17-44	10-18	23-22	14-4	2-2
vs. Marist	9-18	12-30	11-15	19-11	2-0
vs. Central Connecticut State	13-0	28-26	28-4	10-10	12-2
vs. North Carolina-Charlotte	26-16	34-36	25-15	15-6	6-6
at Florida International	29-10	24-22	14-13	18-2	4-2
TENNESSEE	33-8	16-26	15-27	14-30	0-4
at Alabama	35-10	34-24	20-19	14-19	10-10
GEORGIA	10-14	14-44	13-25	7-20	4-14
at Vanderbilt	22-4	30-20	24-20	3-15	8-2
at Arkansas	26-15	14-24	12-18	7-10	4-7
SOUTH CAROLINA	21-26	34-22	14-20	11-9	10-2
at Mississippi State	15-0	22-22	12-22	16-10	2-8
KENTUCKY	18-30	22-30	10-38	7-14	4-4
at Ole Miss	26-10	34-24	12-19	11-9	4-10
VANDERBILT	23-6	26-32	17-17	18-12	2-0



# Nell FORTNER

Head Coach

Eighth Season

Jackson, Miss • Texas, 1981

- Coached Auburn to its first SEC title in 20 years during 2008-09 season
- Produced Auburn's first SEC Player of the Year since 1988 in DeWanna Bonner
- Has an overall record of 160-112 for a .588 winning percentage
- Sports a 717-263 (.732) record as a head coach, assistant coach and player at all levels (college, professional, international)
- Coached teams to 11 NCAA Tournament appearances, eight as an assistant coach and three as a head coach
- 2000 USA Basketball Coach of the Year
- 1997 and 2009 Basketball Times National Coach of the Year
- 2009 Russell Athletic/WBCA Region III Coach of the Year
- 1997 Big Ten Coach of the Year
- 2009 SEC Coach of the Year
- Led the U.S. National Team to a gold medal in the 2000 Olympics
- Coached 10 different U.S. squads to a 101-14 (.878) record
- Served as an assistant coach for the U.S. National Team that won a gold medal at the 1996 Olympics
- Coached three players to State Farm/WBCA All-America honors
- Coached eight players to 10 all-conference honors
- Coached Auburn to three straight 20-win seasons, including a 30-win season in 2009 - Auburn's first in 20 years
- Produced two WNBA draft picks (DeWanna Bonner and Whitney Boddie) out of her first recruiting class at Auburn
- Spent three years as Head Coach and General Manager of the WNBA's Indiana Fever, leading the team to the playoffs in her second season
- As an assistant coach at Louisiana Tech, helped the team to the Elite Eight in 1993 and the National Championship game in 1994
- Spent four years as a studio analyst with ESPN (2001-04, 2005 WNBA Playoffs)

All-time record as player and coach at all levels:	717-262 (.732)	30 years
Record as a WNBA coach:	42-56 (.429)	3 seasons
Record as USA Head Coach:	101-14 (.878)	4 years
Record as a collegiate player:	127-26 (.830)	4 seasons
Record as a collegiate coach:	395-167 (.703)	17 seasons
Record as a collegiate assistant coach:	235-55 (.810)	9 seasons
Record as a collegiate head coach:	160-112 (.588)	9 seasons
Record at Auburn:	143-101 (.586)	8 seasons
SEC Record:	51-61 (.455)	7 seasons

## Fortner Year-by-Year

### Texas, Player (1977-81)

Year	Record	Conf.	Other Information
1977-78	29-10	--	5th AIAW
1978-79	37-4	--	3rd AIAW
1979-80	33-4	--	5th AIAW
1980-81	28-8	--	9th AIAW

### Stephen F. Austin, Graduate Assistant/Assistant (1986-90)

Year	Record	Conf.	Other Information
1986-87	25-6	9-1	WNIT Third Round
1987-88	29-5	13-1	Southland Champions NCAA Second Round
1988-89	30-4	13-1	Southland Champions NCAA Regional Finalist
1989-90	28-3	14-0	Southland Champions NCAA Regional Finalist

### Louisiana Tech, Assistant Coach (1990-95)

Year	Record	Conf.	Other Information
1990-91	18-12	9-3	American South Conference Runner-Up NCAA First Round
1991-92	20-10	12-4	NCAA First Round
1992-93	26-6	13-1	Sun Belt Conference Champion NCAA Elite Eight
1993-94	31-4	14-0	Sun Belt Conference Champion NCAA Runner-up
1994-95	28-5	13-1	Sun Belt Conference Champion NCAA Sweet 16

### USA Basketball, Assistant Coach (1995-96)

52-0 Overall Record (1.000)

### Purdue, Head Coach (1996-97)

Year	Record	Conf.	Other Information
1996-97	17-11	12-4	Big Ten Co-Champions NCAA Second Round

### USA Basketball, Head Coach (1997-2000)

101-14 Overall Record (.878)

### Indiana Fever (WNBA), Head Coach (2001-03)

Year	Record	Conf.	Other Information
2001	10-22	--	
2002	16-16	--	WNBA Playoffs First Round
2003	16-18	--	

### Auburn, Head Coach (2004-present)

Year	Record	Conf.	Other Information
2004-05	16-13	6-8	
2005-06	14-15	4-10	
2006-07	21-13	6-8	WNIT Quarterfinals
2007-08	20-12	7-7	NCAA First Round
2008-09	30-4	12-2	SEC Champions SEC Tournament Runner-Up NCAA Second Round
2009-10	15-16	5-11	
2010-11	16-16	8-8	WNIT Second Round
2011-12	11-12	3-7	





# Chantel HILLIARD

# #23

Senior • Forward/Center • 6-2

Biloxi, Miss.

St. Martin High School

## NOTES:

- Has scored in double digits in four games this season; pulled down season-high 11 rebounds in home state of Mississippi vs. Mississippi State
- Graduated from Auburn with degree in political science on Dec. 12
- Scored a career-high 22 points on 11-of-13 shooting, leading Auburn to victory over North Carolina-Charlotte on Dec. 29
- Started and scored 6 points with 5 rebounds and 2 steals at Mercer in the season-opener
- Picked up her first career double-double with career highs of 18 points and 11 rebounds vs. Mississippi State in the SEC Tournament
- Led Auburn in scoring for the first time in her career, coming off the bench for a career-high 16 points on 7-of-9 shooting at South Florida
- Scored in double figures nine times this season, including four of the last six games of the season

Opponent	Start	Min.	FG-A	3PT-A	FT-A	O-D-T	PF	Ast.	TO	Blk.	St.	Pts.
GCSU (Exhibition)	*	19	3-9	0-0	4-6	8-7-15	2	0	3	2	1	10
at Mercer	*	18	3-5	0-0	0-0	0-5-5	2	1	4	0	2	6
BELMONT		19	4-5	0-0	0-0	3-6-9	2	2	2	1	2	8
at Duke		23	3-7	0-1	0-0	2-2-4	3	0	1	1	0	6
GEORGE WASHINGTON		16	0-1	0-0	0-0	2-3-5	4	0	0	0	1	0
USC-UPSTATE	*	18	6-8	0-0	0-1	2-2-4	0	0	1	1	0	12
TROY	*	17	2-6	0-0	0-0	1-1-2	2	1	2	1	0	4
at Temple	*	19	1-3	0-0	1-1	0-0-0	3	0	1	1	1	3
SOUTH FLORIDA		19	1-3	0-0	2-2	3-3-6	2	0	2	1	2	4
PURDUE		12	0-3	0-0	0-0	2-3-5	2	0	2	0	0	0
vs. Marist		18	4-5	0-0	0-0	4-2-6	3	0	3	2	2	8
vs. Central Connecticut State *		22	3-5	0-0	0-0	1-3-4	1	1	3	0	1	6
vs. North Carolina-Charlotte *		30	11-13	0-0	0-3	0-4-4	2	2	1	1	1	22
vs. Florida International *		28	3-7	0-0	1-2	1-3-4	3	0	1	0	0	7
TENNESSEE	*	14	2-2	0-0	1-2	1-1-2	5	0	3	2	0	5
at Alabama	*	28	3-7	0-0	0-0	2-5-7	2	0	2	1	1	6
GEORGIA	*	17	1-4	0-0	0-0	1-0-1	3	0	2	1	1	2
at Vanderbilt	*	25	3-6	0-0	5-6	0-2-2	3	0	0	1	1	11
at Arkansas	*	14	0-2	0-0	1-2	0-1-1	3	0	1	1	0	1
SOUTH CAROLINA	*	16	2-7	0-0	2-2	1-2-3	3	1	3	2	0	6
at Mississippi State	*	20	1-5	0-0	3-4	6-5-11	1	1	1	0	1	5
KENTUCKY	*	23	3-5	0-0	0-0	1-4-5	3	0	3	3	0	6
at Ole Miss	*	15	3-3	0-0	0-0	0-0-0	4	1	2	1	2	6
VANDERBILT	*	18	4-8	0-0	5-7	1-4-5	5	0	1	1	0	13
at Tennessee												
at Florida												
ARKANSAS												
at LSU												
ALABAMA												
OLE MISS												

## HILLIARD CAREER STATISTICS

Year	GP-GS	FG-FGA	Pct	3FG-FGA	Pct	FT-FTA	Pct	O-D-T (Reb.)	Avg	PF	FO	Ast	TO	Blk	Stl	Pts	Avg
2008-09	30-0	53-106	.500	0-2	.000	15-32	.469	29-56-85	2.8	50	0	7	26	12	13	121	4.0
2009-10	27-2	37-89	.416	0-0	.000	20-43	.465	31-35-66	2.4	49	1	6	35	13	11	94	3.5
2010-11	32-10	83-159	.522	0-2	.000	39-61	.639	44-69-113	3.5	62	0	9	50	13	18	205	6.4
2011-12	23-17	63-120	.525	0-1	.000	21-32	.656	34-61-95	4.1	61	2	10	41	22	18	147	6.4
<b>TOTAL</b>	<b>112-29</b>	<b>236-474</b>	<b>.498</b>	<b>0-5</b>	<b>.000</b>	<b>95-168</b>	<b>.565</b>	<b>138-221-359</b>	<b>3.2</b>	<b>222</b>	<b>3</b>	<b>32</b>	<b>152</b>	<b>60</b>	<b>60</b>	<b>567</b>	<b>5.1</b>

## SEASON HIGHS

## Points

22 vs. UNC-Charlotte (12/29/11)

## Rebounds

11 at Mississippi State (1/22/12)

## Assists

2 twice, last vs. UNC-Charlotte (12/29/11)

## Blocks

3 vs. Kentucky (1/26/12)

## Steals

2 5 times, last at Ole Miss (1/29/12)

## Field Goals

11 vs. UNC-Charlotte (12/29/11)

## Field Goal Attempts

13 vs. UNC-Charlotte (12/29/11)

## 3-Point Field Goals

N/A

## 3-Point FG Attempts

1 at Duke (11/18/11)

## Free Throws

5 twice, last vs. Vanderbilt (2/2/12)

## Free Throw Attempts

7 vs. Vanderbilt (2/2/12)

## CAREER HIGHS

## Points

22 vs. UNC-Charlotte (12/29/11)

## Rebounds

11 3 times, last vs. Mississippi (1/22/12)

## Assists

22 4 times, last vs. Charlotte (12/29/11)

## Blocks

3 3 times, last vs. Kentucky (1/26/12)

## Steals

3 vs. Duquesne (12/29/08)

## Field Goals

11 vs. UNC-Charlotte (12/29/11)

## Field Goal Attempts

15 vs. Mississippi State (3/3/11)

## 3-Point Field Goals

N/A

## 3-Point FG Attempts

1 5 times, last at Duke (11/18/11)

## Free Throws

7 vs. Florida (1/6/11)

## Free Throw Attempts

12 vs. Sam Houston State (12/5/08)



# Morgan JENNINGS

# #2

Senior • Guard • 5-8

Atlanta, Ga.

Frederick Douglass High School

## NOTES:

- Ranks 9th in the SEC in assists per game with 3.2 and is 10th in assist-to-turnover ratio at 1.2
- Blocked career-high 2 shots at Alabama on Jan. 5
- Scored in double figures for the first time this season against USC-Upstate, tallying 10 with 2 assists and 2 rebounds
- Dished out a career-high 9 assists, along with 8 points, in home-opener vs. Belmont
- Started at point guard in the season-opener, tallying 6 points, 6 rebounds and 8 assists at Mercer
- Started the final six games of the 2010-11 season
- Scored career-high 16 points vs. Kentucky on Feb. 27, including career-high 6 free throws
- Collected career-high 4 steals against Alabama A&M last season

Opponent	Start	Min.	FG-A	3PT-A	FT-A	O-D-T	PF	Asst.	TO	Blk.	Stl.	Pts.
GCSU (Exhibition)	*	21	2-6	0-1	2-2	1-4-5	1	2	1	0	0	6
at Mercer	*	24	2-6	0-1	2-5	2-4-6	1	8	3	0	0	6
BELMONT	*	30	4-9	0-1	0-0	1-1-2	2	9	1	0	3	8
at Duke	*	30	0-4	0-0	2-4	0-6-6	5	3	5	0	2	2
GEORGE WASHINGTON	*	37	1-7	0-0	2-2	1-1-2	0	5	2	0	1	4
USC-UPSTATE	*	25	5-7	0-0	0-0	0-2-2	0	2	3	0	1	10
TROY	*	29	3-8	0-0	0-1	2-5-7	1	3	0	1	0	6
at Temple	*	29	3-7	0-0	1-1	1-6-7	1	2	2	0	1	7
SOUTH FLORIDA	*	23	1-5	0-0	0-0	1-3-4	0	4	6	1	0	2
PURDUE	*	12	2-2	0-0	1-2	0-0-0	1	0	5	0	1	5
vs. Marist		26	0-3	0-0	1-4	1-6-7	2	6	2	0	2	1
vs. Central Connecticut State	*	28	2-4	0-0	3-6	1-1-2	3	1	1	0	2	7
vs. North Carolina-Charlotte	*	31	1-4	0-0	3-4	1-3-4	2	5	3	1	1	5
at Florida International	*	29	2-4	0-0	0-0	1-2-3	2	0	3	0	1	4
TENNESSEE	*	33	0-5	0-0	1-2	1-2-3	4	7	5	0	2	1
at Alabama	*	17	0-3	0-0	1-2	2-1-3	1	2	3	2	0	1
GEORGIA	*	22	0-2	0-0	5-8	0-3-3	0	2	4	0	3	5
at Vanderbilt		21	1-6	0-0	2-2	3-3-6	1	2	1	0	2	4
at Arkansas		21	2-5	0-0	0-0	1-0-1	2	1	3	0	0	4
SOUTH CAROLINA		14	1-2	0-0	0-0	0-0-0	1	0	1	0	0	2
at Mississippi State		25	1-6	0-0	0-0	3-0-3	2	2	5	0	0	2
KENTUCKY		22	5-6	0-0	0-0	0-3-3	1	3	3	0	2	10
at Ole Miss		18	2-4	0-0	2-4	0-2-2	1	3	1	1	0	6
VANDERBILT		32	3-6	0-1	5-6	5-2-7	1	3	1	0	1	11
at Tennessee												
at Florida												
ARKANSAS												
at LSU												
ALABAMA												
OLE MISS												

## JENNINGS CAREER STATISTICS

Year	GP-GS	FG-FGA	Pct	3FG-FGA	Pct	FT-FTA	Pct	O-D-T (Reb.)	Avg	PF	FO	Asst	TO	Blk	Stl	Pts	Avg
2008-09	30-4	30-77	.390	0-0	.000	11-24	.458	18-30-48	1.6	25	0	34	41	0	16	71	2.4
2009-10	13-0	9-32	.281	0-1	.000	1-4	.250	2-9-11	0.8	9	0	15	14	0	2	19	1.5
2010-11	31-8	37-101	.366	0-1	.000	32-47	.681	19-38-57	1.8	31	0	41	46	2	30	106	3.4
2011-12	23-15	41-115	.357	0-3	.000	31-53	.585	27-56-83	3.6	34	1	73	63	6	25	113	4.9
<b>TOTAL</b>	<b>97-27</b>	<b>117-325</b>	<b>.360</b>	<b>0-5</b>	<b>.000</b>	<b>75-128</b>	<b>.586</b>	<b>66-133-199</b>	<b>2.1</b>	<b>99</b>	<b>1</b>	<b>163</b>	<b>164</b>	<b>8</b>	<b>73</b>	<b>309</b>	<b>3.2</b>

## SEASON HIGHS

## Points

11 vs. Vanderbilt (2/2/12)

## Rebounds

7 4 times, last vs. Vanderbilt (2/2/12)

## Assists

9 vs. Belmont (11/15/11)

## Blocks

2 at Alabama (1/5/12)

## Steals

3 twice, last vs. Georgia (1/8/12)

## Field Goals

5 twice, last vs. Kentucky (1/26/12)

## Field Goal Attempts

9 vs. Belmont (11/15/11)

## 3-Point Field Goals

N/A

## 3-Point FG Attempts

1 3 times, last vs. Vanderbilt (2/2/12)

## Free Throws

5 vs. Vanderbilt (2/2/12)

## Free Throw Attempts

6 twice, last vs. Vanderbilt (2/2/12)

## CAREER HIGHS

## Points

16 vs. Kentucky (2/27/11)

## Rebounds

7 4 times, last vs. Vanderbilt (2/2/12)

## Assists

9 vs. Belmont (11/15/11)

## Blocks

2 at Alabama (1/5/12)

## Steals

4 vs. Alabama A&amp;M (12/28/10)

## Field Goals

7 at Seton Hall (11/27/10)

## Field Goal Attempts

9 twice, last vs. Belmont (11/15/11)

## 3-Point Field Goals

N/A

## 3-Point FG Attempts


1 4 times, last vs. Vanderbilt (2/2/12)

## Free Throws

6 vs. Kentucky (2/27/11)

## Free Throw Attempts

7 vs. Kentucky (2/27/11)



# Parrisha SIMMONS

# #4

Senior • Guard • 6-0

Macon, Ga.

Southwest Macon High School

## NOTES:

- Has four double-digit rebounding games this season; leads the team in rebounding with 5.5 per game
- Pulled down a career-high 16 rebounds vs. Purdue, the most for an Auburn player in a game in almost two years
- Tied her career high with 9 points at Temple and again vs. Purdue
- Earned first start of the season vs. USC-Upstate, pulling down 10 rebounds with 4 points and a steal
- Came off the bench to score 5 points with 9 rebounds while playing in her hometown at Mercer in the season-opener
- Snagged career-high 4 steals vs. South Florida
- A defensive and rebounding specialist

Opponent	Start	Min.	FG-A	3PT-A	FT-A	O-D-T	PF	Ast.	TO	Blk.	St.	Pts.
GCSU (Exhibition)		17	1-2	0-0	2-2	2-7-9	1	2	0	1	3	4
at Mercer		18	1-3	0-0	3-4	5-4-9	2	0	2	1	0	5
BELMONT		14	1-1	0-0	1-2	2-0-2	1	1	1	0	1	3
at Duke		12	0-1	0-0	0-0	0-1-1	0	0	0	0	1	0
GEORGE WASHINGTON		20	2-4	0-0	3-5	3-5-8	3	0	2	0	1	7
USC-UPSTATE		19	0-4	0-0	4-4	7-3-10	0	1	0	0	1	4
TROY	*	16	1-4	0-0	1-4	6-1-7	1	3	3	2	2	3
at Temple	*	24	3-6	0-0	3-4	4-0-4	1	1	1	1	2	9
SOUTH FLORIDA	*	21	1-1	0-0	3-4	6-5-11	2	1	4	1	4	5
PURDUE	*	33	0-2	0-0	9-14	9-7-16	2	2	2	1	0	9
vs. Marist	*	12	0-1	0-0	2-2	0-0-0	0	1	1	0	1	2
vs. Central Connecticut State *		16	0-3	0-0	0-0	2-2-4	3	0	0	1	0	0
vs. North Carolina-Charlotte *		21	1-2	0-0	1-5	1-4-5	1	2	4	0	0	3
at Florida International	*	17	0-2	0-0	2-2	5-4-9	1	2	1	0	0	2
TENNESSEE	*	12	0-0	0-0	0-0	1-1-2	2	0	1	0	0	0
at Alabama	*	9	0-1	0-0	0-0	0-0-0	1	0	2	0	0	0
GEORGIA	*	13	0-2	0-0	0-0	1-3-4	2	0	1	1	1	0
at Vanderbilt		9	0-1	0-0	0-0	5-0-5	2	0	0	0	0	0
at Arkansas		20	0-0	0-0	0-0	3-3-6	0	0	0	0	1	0
SOUTH CAROLINA		16	2-4	0-0	0-0	3-4-7	1	0	1	0	0	4
at Mississippi State		5	0-0	0-0	0-0	0-0-0	0	0	0	0	0	0
KENTUCKY		16	0-0	0-0	0-0	2-0-2	2	0	4	0	1	0
at Ole Miss		14	1-3	0-0	4-4	3-7-10	1	0	0	1	0	6
VANDERBILT		21	0-0	0-0	0-2	4-1-5	3	0	2	0	2	0
at Tennessee												
at Florida												
ARKANSAS												
at LSU												
ALABAMA												
OLE MISS												

## SIMMONS CAREER STATISTICS

Year	GP-GS	FG-FGA	Pct	3FG-FGA	Pct	FT-FTA	Pct	O-D-T (Reb.)	Avg	PF	FO	Ast	TO	Blk	Stl	Pts	Avg
2008-09	21-0	9-25	.360	0-0	.000	4-20	.200	20-36-56	2.7	13	0	12	14	4	6	22	1.0
2009-10	31-22	39-89	.438	0-0	.000	17-49	.347	88-71-159	5.1	51	0	34	43	1	16	95	3.1
2010-11	32-19	24-66	.364	0-0	.000	26-58	.448	54-46-100	3.1	38	0	27	28	2	18	74	2.3
2011-12	23-12	13-45	.289	0-0	.000	36-56	.643	72-55-127	5.5	31	0	16	30	9	18	62	2.7
<b>TOTAL</b>	<b>107-53</b>	<b>85-225</b>	<b>.378</b>	<b>0-0</b>	<b>.000</b>	<b>83-183</b>	<b>.454</b>	<b>234-208-442</b>	<b>4.1</b>	<b>133</b>	<b>0</b>	<b>89</b>	<b>115</b>	<b>16</b>	<b>58</b>	<b>253</b>	<b>2.4</b>

## SEASON HIGHS

<b>Points</b>		
9	twice, last vs. Purdue	(12/18/11)
<b>Rebounds</b>		
16	vs. Purdue	(12/18/11)
<b>Assists</b>		
3	vs. Troy	(11/30/11)
<b>Blocks</b>		
2	vs. Troy	(11/30/11)
<b>Steals</b>		
4	vs. South Florida	(12/14/11)
<b>Field Goals</b>		
3	at Temple	(12/03/11)
<b>Field Goal Attempts</b>		
6	at Temple	(12/03/11)
<b>3-Point Field Goals</b>		
		N/A
<b>3-Point FG Attempts</b>		
		N/A
<b>Free Throws</b>		
9	vs. Purdue	(12/18/11)
<b>Free Throw Attempts</b>		
14	vs. Purdue	(12/18/11)

## CAREER HIGHS

<b>Points</b>		
9	4 times, last vs. Purdue	(12/18/11)
<b>Rebounds</b>		
16	vs. Purdue	(12/18/11)
<b>Assists</b>		
4	vs. Valparaiso	(12/28/09)
<b>Blocks</b>		
2	vs. Troy	(11/30/11)
<b>Steals</b>		
4	vs. South Florida	(12/14/11)
<b>Field Goals</b>		
4	twice, last at N.C. A&T	(12/1/09)
<b>Field Goal Attempts</b>		
7	twice, last vs. USC	(1/30/11)
<b>3-Point Field Goals</b>		
		N/A
<b>3-Point FG Attempts</b>		
		N/A
<b>Free Throws</b>		
9	vs. Purdue	(12/18/11)
<b>Free Throw Attempts</b>		
14	vs. Purdue	(12/18/11)



# Blanche ALVERSON

# #14

Junior • Forward/Center • 6-3

Andalusia, Ala.

Buford (Ga.) High School

## NOTES:

- Named to Capital One Academic All-District First Team, just one of four SEC players to earn the honor
- Ranks 3rd in the SEC in 3-point field goal percentage (.416), 6th in 3-pointers made per game (1.8) and 11th in defensive rebounds (3.7) per game
- In SEC-only games, is 3rd in 3-point percentage (.463), 17th in 3-pointers made (1.9) and 15th in defensive rebounds (3.7)
- Named to New York Life Holiday Tournament hosted by Hofstra All-Tournament Team
- Tallied 6 steals vs. CCSU, a mark that ties for 10th all-time at Auburn in single-game steals
- Is 17 3-pointers away from tying Kristen Mulligan for 5th all-time at Auburn in career 3-pointers
- Scored a season-high 20 points against Marist, the second 20-point game of her career; tied her career high with five 3-pointers against Purdue
- Came off the bench, breaking a 38-game start streak, to register her first career double-double with 12 points and 10 rebounds at Mercer in the season-opener

Opponent	Start	Min.	FG-A	3PT-A	FT-A	O-D-T	PF	Ast.	TO	Blk.	St.	Pts.
GCSU (Exhibition)	*	23	3-8	2-6	1-1	0-2-2	1	4	0	0	4	9
at Mercer		26	5-6	0-0	2-4	1-9-10	0	1	1	1	0	12
BELMONT	*	21	2-9	1-5	3-3	1-2-3	2	0	1	0	0	8
at Duke	*	22	2-8	1-4	0-0	0-3-3	2	1	2	0	0	5
GEORGE WASHINGTON	*	26	5-7	2-3	2-2	0-5-5	0	0	2	0	2	14
USC-UPSTATE		25	5-15	4-9	0-0	1-4-5	0	2	0	0	0	14
TROY		19	2-5	1-3	0-0	0-3-3	1	1	0	0	1	5
at Temple		20	2-4	2-3	0-0	0-2-2	1	1	0	0	0	6
SOUTH FLORIDA	*	20	3-5	1-2	0-0	0-5-5	2	1	3	0	1	7
PURDUE	*	30	5-9	5-9	0-0	0-6-6	3	1	4	1	1	15
vs. Marist	*	28	8-17	4-10	0-0	2-3-5	2	1	2	1	1	20
vs. Central Connecticut State	*	28	1-11	1-5	4-4	1-2-3	1	2	1	2	6	7
vs. North Carolina-Charlotte	*	25	0-3	0-2	0-0	0-2-2	4	0	2	0	2	0
at Florida International	*	18	2-9	1-5	0-0	4-2-6	0	1	5	0	1	5
TENNESSEE	*	26	2-7	1-2	1-1	1-5-6	3	2	2	0	0	6
at Alabama	*	31	5-8	1-4	0-0	1-6-7	2	0	2	0	0	11
GEORGIA	*	29	5-9	3-6	0-0	0-3-3	0	0	0	1	0	13
at Vanderbilt	*	28	3-9	2-5	1-2	1-1-2	3	0	1	0	1	9
at Arkansas	*	21	0-3	0-3	0-0	0-3-3	2	1	0	0	2	0
SOUTH CAROLINA	*	25	2-4	2-2	0-0	0-4-4	0	0	0	2	2	6
at Mississippi State	*	33	6-12	4-6	0-0	1-3-4	4	0	1	1	1	16
KENTUCKY	*	31	6-11	3-6	0-0	0-4-4	1	1	1	0	0	15
at Ole Miss	*	29	4-11	2-4	0-0	0-4-4	2	1	2	0	3	10
VANDERBILT	*	30	2-8	1-3	0-0	1-4-5	0	2	2	0	0	5
at Tennessee												
at Florida												
ARKANSAS												
at LSU												
ALABAMA												
OLE MISS												

## ALVERSON CAREER STATISTICS

Year	GP-GS	FG-FGA	Pct	3FG-FGA	Pct	FT-FTA	Pct	O-D-T (Reb.)	Avg	PF	FO	Ast	TO	Blk	Stl	Pts	Avg
2009-10	31-13	78-218	.358	40-128	.313	19-27	.704	26-92-118	3.8	39	1	51	44	17	15	215	6.9
2010-11	32-32	126-333	.378	50-171	.292	25-35	.714	33-118-151	4.7	44	0	33	61	17	27	327	10.2
2011-12	23-19	77-190	.405	42-101	.416	13-16	.813	15-85-100	4.3	35	0	19	34	9	24	209	9.1
<b>TOTAL</b>	<b>86-64</b>	<b>281-741</b>	<b>.379</b>	<b>132-400</b>	<b>.330</b>	<b>57-78</b>	<b>.731</b>	<b>74-295-369</b>	<b>4.3</b>	<b>118</b>	<b>1</b>	<b>103</b>	<b>139</b>	<b>43</b>	<b>66</b>	<b>751</b>	<b>8.7</b>

## SEASON HIGHS

<b>Points</b>		
20	vs. Marist	(12/21/11)
<b>Rebounds</b>		
10	at Mercer	(11/11/11)
<b>Assists</b>		
2	3 times, last vs. Tennessee	(1/1/12)
<b>Blocks</b>		
2	vs. Central Conn. St.	(12/22/11)
<b>Steals</b>		
6	vs. Central Conn. St.	(12/22/11)
<b>Field Goals</b>		
8	vs. Marist	(12/21/11)
<b>Field Goal Attempts</b>		
17	vs. Marist	(12/21/11)
<b>3-Point Field Goals</b>		
5	vs. Purdue	(12/18/11)
<b>3-Point FG Attempts</b>		
10	vs. Marist	(12/21/11)
<b>Free Throws</b>		
3	vs. Belmont	(11/15/11)
<b>Free Throw Attempts</b>		
4	at Mercer	(11/11/11)

## CAREER HIGHS

<b>Points</b>		
27	vs. Ole Miss	(1/13/11)
<b>Rebounds</b>		
10	at Mercer	(11/11/11)
<b>Assists</b>		
5	3 times, last vs. Alabama	(1/2/11)
<b>Blocks</b>		
3	twice, last at Alabama	(1/2/11)
<b>Steals</b>		
6	vs. Central Conn. St.	(12/22/11)
<b>Field Goals</b>		
11	vs. Ole Miss	(1/13/11)
<b>Field Goal Attempts</b>		
17	3 times, last vs. Marist	(12/21/11)
<b>3-Point Field Goals</b>		
5	twice, last vs. Purdue	(12/18/11)
<b>3-Point FG Attempts</b>		
10	vs. Marist	(12/21/11)
<b>Free Throws</b>		
4	twice, last vs. Seton Hall	(11/27/10)
<b>Free Throw Attempts</b>		
5	vs. Seton Hall	(11/27/10)



# Najat OUARDAD

# #3

Junior • Guard • 5-1

Orleans, France

Pensacola State College / Oak Ridge (N.C.) Military Academy / Forsyth (N.C.) Country Day

## NOTES:

- Notched career highs of 8 points and 6 rebounds at Alabama
- Is 3rd in the SEC in conference-only games with 2.4 steals per game
- Leads the team and is 8th in the SEC in steals with 2.0 per game; has seven game this season with 3 or more steals
- Is 11th in the SEC with 3.0 assists per game, is 12th in SEC-only games with 2.8 per game
- Her 7 steals at Vanderbilt rank in a tie for 6th all-time at Auburn in single-game steals
- In her first season at Auburn after transferring from Pensacola State College, was a two-time All-Panhandle Conference selection while at Pensacola State
- Led Pensacola State to a third-place finish at the 2011 NJCAA National Basketball Championship, compiling a 36-1 record along the way
- Played for the French National Team while in high school

Opponent	Start	Min.	FG-A	3PT-A	FT-A	O-D-T	PF	Ast.	TO	Blk.	St.	Pts.
GCSU (Exhibition)		18	0-2	0-1	2-2	1-1-2	3	3	2	0	5	2
at Mercer		16	2-5	0-2	3-4	1-2-3	1	4	4	0	3	7
BELMONT		13	1-4	0-2	0-0	0-0-0	1	3	2	0	3	2
at Duke		14	1-2	0-0	0-1	1-1-2	2	2	4	0	1	2
GEORGE WASHINGTON		15	0-3	0-3	0-0	2-1-3	0	2	2	0	1	0
USC-UPSTATE		19	2-6	2-4	1-2	1-0-1	3	8	6	0	2	7
TROY	*	21	2-7	1-2	0-0	2-1-3	0	5	2	0	5	5
at Temple	*	21	1-5	0-2	0-0	2-0-2	4	4	3	0	1	2
SOUTH FLORIDA		14	2-5	2-4	0-1	0-2-2	1	2	4	0	0	6
PURDUE		16	0-1	0-1	0-0	0-0-0	2	2	3	0	1	2
vs. Marist	*	19	1-3	1-2	0-0	1-2-3	1	3	1	0	0	3
vs. Central Connecticut State		16	1-3	0-1	0-0	0-1-1	2	2	2	0	2	2
vs. North Carolina-Charlotte		10	1-2	0-0	0-0	0-1-1	1	2	3	0	2	2
at Florida International		11	1-5	0-3	0-0	0-2-2	4	2	0	0	0	2
TENNESSEE		8	0-0	0-0	0-0	0-3-3	2	1	2	0	0	0
at Alabama		26	3-6	0-1	2-3	0-6-6	0	2	3	0	4	8
GEORGIA		8	0-1	0-1	0-0	0-0-0	1	1	4	0	2	0
at Vanderbilt	*	38	2-5	0-3	0-0	3-0-3	3	6	5	0	7	4
at Arkansas	*	25	0-4	0-2	2-2	1-1-2	3	3	3	0	4	2
SOUTH CAROLINA	*	30	3-8	1-2	0-0	1-2-3	4	6	5	0	3	7
at Mississippi State	*	15	1-2	0-1	0-0	0-0-0	2	3	0	0	2	2
KENTUCKY	*	25	0-1	0-0	0-0	0-3-3	4	3	9	0	1	0
at Ole Miss	*	22	1-2	0-0	0-0	2-1-3	3	3	2	0	1	2
VANDERBILT	*	8	0-0	0-0	0-0	1-0-1	1	0	3	0	0	0
at Tennessee												
at Florida												
ARKANSAS												
at LSU												
ALABAMA												
OLE MISS												

## OUARDAD CAREER STATISTICS

Year	GP-GS	FG-FGA	Pct	3FG-FGA	Pct	FT-FTA	Pct	O-D-T (Reb.)	Avg	PF	FO	Ast	TO	Blk	Stl	Pts	Avg
2011-12	23-11	25-80	.313	7-36	.194	8-13	.615	18-29-47	2.0	45	0	69	72	0	45	65	2.8
TOTAL	23-11	25-80	.313	7-36	.194	8-13	.615	18-29-47	2.0	45	0	69	72	0	45	65	2.8

## SEASON HIGHS

## Points

8 at Alabama (1/5/12)

## Rebounds

6 at Alabama (1/5/12)

## Assists

8 vs. USC-Upstate (11/27/11)

## Blocks

N/A

## Steals

7 at Vanderbilt (1/12/12)

## Field Goals

3 twice, last vs. South Carolina (1/19/12)

## Field Goal Attempts

8 vs. South Carolina (1/19/12)

## 3-Point Field Goals

2 twice, last vs. South Florida (12/14/11)

## 3-Point FG Attempts

4 twice, last vs. South Florida (12/14/11)

## Free Throws

3 at Mercer (11/11/11)

## Free Throw Attempts

4 at Mercer (11/11/11)





# Pascale WEST

# #20

Junior • Center • 6-8

LaGrange, Ga.

Troup County Comprehensive High School

## NOTES:

- Had best game of the season at Ole Miss, defensively holding the Rebels' Nikki Byrd to two field goals and three rebounds
- Scored 2 points with 3 rebounds and an assist against USC-Upstate
- Pulled down season-high 4 rebounds with a block against George Washington
- Came off the bench for 2 points and a rebound in the season-opener at Mercer
- Tied her career high again with 4 points at LSU last season
- Is the tallest player in the SEC
- Her 22 blocks during the 2009-10 season rank her ninth all-time among Auburn freshmen

Opponent	Start	Min.	FG-A	3PT-A	FT-A	O-D-T	PF	Ass.	TO	Blk.	St.	Pts.
GCSU (Exhibition)	13		1-4	0-0	2-3	0-3-3	0	1	1	0	0	4
at Mercer	5		0-0	0-0	2-2	0-1-1	3	0	1	0	0	2
BELMONT	6		0-0	0-0	0-0	0-0-0	2	0	1	0	0	0
at Duke						---	DNP - COACHES' DECISION ---					
GEORGE WASHINGTON	12		0-0	0-0	0-0	2-2-4	3	0	0	1	0	0
USC-UPSTATE	10		1-3	0-0	0-0	1-2-3	1	1	0	0	0	2
TROY	7		0-1	0-0	0-0	0-2-2	1	0	0	1	1	0
at Temple	3		0-0	0-0	0-0	0-1-1	1	0	0	0	0	0
SOUTH FLORIDA	4		0-0	0-0	0-0	0-0-0	1	0	1	0	0	0
PURDUE	1		0-0	0-0	0-0	0-0-0	0	0	0	0	0	0
vs. Marist	2		0-0	0-0	0-0	0-0-0	0	0	0	0	0	0
vs. Central Connecticut State	2		0-1	0-0	0-0	0-0-0	0	0	0	0	0	0
vs. North Carolina-Charlotte	2		0-0	0-0	0-0	0-0-0	1	0	0	0	0	0
at Florida International						---	DNP - COACHES' DECISION ---					
TENNESSEE						---	DNP - COACHES' DECISION ---					
at Alabama						---	DNP - COACHES' DECISION ---					
GEORGIA	3		0-1	0-0	0-0	1-0-1	0	0	0	0	0	0
at Vanderbilt						---	DNP - COACHES' DECISION ---					
at Arkansas	2		0-0	0-0	0-0	0-0-0	0	0	1	0	0	0
SOUTH CAROLINA						---	DNP - COACHES' DECISION ---					
at Mississippi State						---	DNP - COACHES' DECISION ---					
KENTUCKY						---	DNP - COACHES' DECISION ---					
at Ole Miss	11		0-1	0-0	0-0	0-0-0	2	0	0	2	0	0
VANDERBILT	6		0-0	0-0	0-0	0-0-0	0	1	0	0	0	0
at Tennessee												
at Florida												
ARKANSAS												
at LSU												
ALABAMA												
OLE MISS												

## WEST CAREER STATISTICS

Year	GP-GS	FG-FGA	Pct	3FG-FGA	Pct	FT-FTA	Pct	O-D-T (Reb.)	Avg	PF	FO	Ass	TO	Blk	Stl	Pts	Avg
2009-10	24-0	7-15	.467	0-0	.000	4-11	.364	9-23-32	1.3	31	0	5	14	22	6	18	0.8
2010-11	13-0	5-8	.625	0-0	.000	1-6	.167	1-5-6	0.5	15	0	1	9	3	1	11	0.8
2011-12	15-0	1-7	.143	0-0	.000	2-2	1.000	4-8-12	0.8	15	0	2	4	4	1	4	0.3
<b>TOTAL</b>	<b>52-0</b>	<b>13-30</b>	<b>.433</b>	<b>0-0</b>	<b>.000</b>	<b>7-19</b>	<b>.368</b>	<b>14-36-50</b>	<b>1.0</b>	<b>61</b>	<b>0</b>	<b>8</b>	<b>27</b>	<b>29</b>	<b>8</b>	<b>33</b>	<b>0.6</b>

## SEASON HIGHS

## Points

2 twice, last vs. USC-Upstate (11/27/11)

## Rebounds

4 vs. George Washington (11/23/11)

## Assists

1 twice, last vs. Vanderbilt (2/2/12)

## Blocks

2 at Ole Miss (1/29/12)

## Steals

1 vs. Troy (11/30/11)

## Field Goals

1 vs. USC-Upstate (11/27/11)

## Field Goal Attempts

3 vs. USC-Upstate (11/27/11)

## 3-Point Field Goals

N/A

## 3-Point FG Attempts

N/A

## Free Throws

2 at Mercer (11/11/11)

## Free Throw Attempts

2 at Mercer (11/11/11)

## CAREER HIGHS

## Points

4 4 times, last at LSU (2/10/11)

## Rebounds

5 vs. Alabama A&amp;M (11/19/09)

## Assists

1 4 times, last vs. USC-Upstate (12/28/10)

## Blocks

7 vs. Alabama A&amp;M (11/19/09)

## Steals

1 8 times, last vs. Troy (11/30/10)

## Field Goals

2 4 times, last at LSU (2/10/11)

## Field Goal Attempts

4 at North Carolina A&amp;T (12/1/09)

## 3-Point Field Goals

N/A

## 3-Point FG Attempts

N/A

## Free Throws

2 at Mercer (11/11/11)

## Free Throw Attempts

4 vs. Florida A&amp;M (11/28/09)





# Peyton DAVIS

# #34

Sophomore • Center • 6-5

Pinson, Ala.

Mortimer Jordan High School

## NOTES:

- Scored first basket of the season at Ole Miss
- Saw first action of the season against USC-Upstate, pulling down 4 rebounds in 7 minutes
- Played season-high 21 minutes at Arkansas as a freshman, tallying 4 points, 6 rebounds and a season-high 3 blocks
- Had a career outing at Vanderbilt last season, notching season highs in points (6), rebounds (7) and steals (2) in a season-high 15 minutes
- Led Auburn in rebounding for the first time with 7 at Vanderbilt
- A two-sport star athlete in high school, also fielded several NCAA Division I volleyball offers
- Holds a black belt in Taekwondo

Opponent	Start Min.	FG-A	3PT-A	FT-A	O-D-T	PF	Ast.	TO	Blk.	St.	Pts.
GCSU (Exhibition)					--- DNP - INJURED ---						
at Mercer					--- DNP - INJURED ---						
BELMONT					--- DNP - INJURED ---						
at Duke					--- DNP - COACHES' DECISION ---						
GEORGE WASHINGTON					--- DNP - INJURED ---						
USC-UPSTATE	7	0-1	0-0	0-0	0-4-4	0	0	0	0	0	0
TROY	6	0-1	0-0	0-0	1-2-3	1	0	0	1	0	0
at Temple					--- DNP - COACHES' DECISION ---						
SOUTH FLORIDA					--- DNP - COACHES' DECISION ---						
PURDUE	5	0-0	0-0	0-0	0-0-0	0	1	0	0	0	0
vs. Marist	5	0-2	0-0	0-0	0-0-0	0	0	0	0	1	0
vs. Central Connecticut State	3	0-0	0-0	0-0	0-1-1	0	0	1	1	0	0
vs. North Carolina-Charlotte					--- DNP - COACHES' DECISION ---						
at Florida International	12	0-2	0-0	0-0	2-1-3	1	0	0	0	0	0
TENNESSEE	4	0-0	0-0	0-0	1-0-1	1	0	1	1	1	0
at Alabama					--- DNP - COACHES' DECISION ---						
GEORGIA	12	0-1	0-0	0-0	0-1-1	1	0	3	0	0	0
at Vanderbilt	4	0-0	0-0	0-0	0-0-0	1	0	0	0	0	0
at Arkansas	8	0-1	0-0	0-0	1-0-1	4	0	2	0	0	0
SOUTH CAROLINA					--- DNP - COACHES' DECISION ---						
at Mississippi State	5	0-0	0-0	0-0	0-0-0	0	0	0	0	0	0
KENTUCKY	1	0-0	0-0	0-0	0-1-1	1	0	0	0	0	0
at Ole Miss	3	1-1	0-0	0-0	1-0-1	0	0	1	0	0	2
VANDERBILT	4	1-1	0-0	0-0	0-0-0	1	0	0	0	0	2
at Tennessee											
at Florida											
ARKANSAS											
at LSU											
ALABAMA											
OLE MISS											

## DAVIS CAREER STATISTICS

Year	GP-GS	FG-FGA	Pct	3FG-FGA	Pct	FT-FTA	Pct	O-D-T (Reb.)	Avg	PF	FO	Ast	TO	Blk	Stl	Pts	Avg
2010-11	26-0	12-41	.293	0-0	.000	9-15	.600	18-16-34	1.3	38	0	7	13	7	4	33	1.3
2011-12	14-0	2-10	.200	0-0	.000	0-0	.000	6-10-16	1.1	11	0	1	8	3	2	4	0.3
<b>TOTAL</b>	<b>40-0</b>	<b>14-51</b>	<b>.275</b>	<b>0-0</b>	<b>.000</b>	<b>9-15</b>	<b>.600</b>	<b>24-26-50</b>	<b>1.3</b>	<b>49</b>	<b>0</b>	<b>8</b>	<b>21</b>	<b>10</b>	<b>6</b>	<b>37</b>	<b>0.9</b>

## SEASON HIGHS

## Points

2 twice, last vs. Vanderbilt (2/2/12)

## Rebounds

4 vs. USC-Upstate (11/27/11)

## Assists

1 vs. Purdue (12/18/11)

## Blocks

1 3 times, last vs. Tennessee (1/1/12)

## Steals

1 twice, last vs. Tennessee (1/1/12)

## Field Goals

1 at Ole Miss (1/29/12)

## Field Goal Attempts

2 vs. Marist (12/21/11)

## 3-Point Field Goals

(N/A)

## 3-Point FG Attempts

(N/A)

## Free Throws

(N/A)

## Free Throw Attempts

(N/A)

## CAREER HIGHS

## Points

6 at Vanderbilt (1/9/11)

## Rebounds

7 at Vanderbilt (1/9/11)

## Assists

1 8 times, last vs. Purdue (12/18/11)

## Blocks

3 at Arkansas (2/13/11)

## Steals

2 at Vanderbilt (1/9/11)

## Field Goals

2 4 times, last at Arkansas (2/13/11)

## Field Goal Attempts

6 vs. Alabama A&amp;M (12/28/10)

## 3-Point Field Goals

N/A

## 3-Point FG Attempts


N/A

## Free Throws

3 vs. Mercer (11/12/10)

## Free Throw Attempts

4 vs. Mercer (11/12/10)



# Camille GLYMPH

# #22

Sophomore • Guard • 5-10

Greenville, S.C.

J.L. Mann High School

## NOTES:

- Coming off a 19-point scoring effort at Ole Miss in which she also set her career high with 6 assists; has scored in double figures in three of last four games
- Ranks 5th in the SEC in 3-point field goals made with 1.9 per game; 12th in 3-point field goal percentage with 33.3 percent
- Has scored in double figures in nine games this season, including two 20-point games
- Has led Auburn in scoring in five games and is second on the team in scoring with 9.4 points per game
- Scored a career-high 23 points vs. South Florida, becoming the first Tiger this season to score 20 or more points in a game
- Came off the bench in home-opener vs. Belmont for career-high 18 points on 5-of-8 shooting from beyond the arc
- Made her collegiate and SEC debut on Jan. 13, 2011 against Ole Miss after missing half the season with an injury, recording 4 points and a steal

Opponent	Start	Min.	FG-A	3PT-A	FT-A	O-D-T	PF	Ast.	TO	Blk.	St.	Pts.
GCSU (Exhibition)		22	5-14	5-12	0-0	0-1-1	2	1	0	0	1	15
at Mercer		24	2-7	0-4	0-0	1-2-3	0	3	0	0	2	4
BELMONT		23	6-11	5-8	1-1	0-1-1	0	3	1	0	1	18
at Duke		28	4-12	4-8	0-0	0-3-3	0	0	0	0	1	12
GEORGE WASHINGTON		19	2-9	0-7	0-0	0-3-3	1	1	0	2	0	4
USC-UPSTATE		12	2-6	2-4	0-0	0-2-2	0	1	0	0	0	6
TROY		26	5-10	4-8	0-0	1-1-2	2	1	2	0	3	14
at Temple		26	5-9	2-6	0-0	0-2-2	0	2	1	0	0	12
SOUTH FLORIDA	*	30	6-12	4-9	7-8	0-2-2	1	1	3	0	1	23
PURDUE	*	34	1-6	0-2	2-2	0-3-3	3	3	2	0	2	4
vs. Marist	*	36	4-13	3-9	0-0	0-2-2	1	2	1	0	0	11
vs. Central Connecticut State		18	1-12	0-7	0-0	0-0-0	1	1	3	0	0	2
vs. North Carolina-Charlotte		22	1-4	0-1	3-4	0-0-0	1	0	3	0	0	5
at Florida International		15	1-9	0-4	0-0	0-0-0	1	0	1	0	0	2
TENNESSEE		29	7-14	5-10	2-2	0-3-3	0	0	1	0	1	21
at Alabama		21	2-6	1-4	0-1	1-1-2	0	0	1	0	0	5
GEORGIA		23	2-6	0-3	0-0	2-2-4	0	3	7	0	2	4
at Vanderbilt	*	22	3-7	3-6	0-0	0-2-2	1	1	1	0	2	9
at Arkansas	*	25	2-7	1-3	1-2	1-2-3	1	1	0	0	0	6
SOUTH CAROLINA	*	30	1-5	0-1	0-0	0-2-2	0	1	1	1	0	2
at Mississippi State	*	33	5-16	2-8	0-0	0-2-2	3	2	3	0	0	12
KENTUCKY	*	22	2-5	2-4	3-5	0-1-1	2	1	3	0	0	9
at Ole Miss	*	36	6-11	3-5	4-4	0-4-4	2	6	5	0	1	19
VANDERBILT	*	37	5-13	2-8	0-0	0-3-3	0	3	4	0	1	12
at Tennessee												
at Florida												
ARKANSAS												
at LSU												
ALABAMA												
OLE MISS												

## GLYMPH CAREER STATISTICS

Year	GP-GS	FG-FGA	Pct	3FG-FGA	Pct	FT-FTA	Pct	O-D-T (Reb.)	Avg	PF	FO	Ast	TO	Blk	Stl	Pts	Avg
2010-11	13-0	11-40	.275	5-21	.238	2-2	1.000	3-9-12	0.9	3	0	8	15	2	3	29	2.2
2011-12	23-10	75-210	.357	43-129	.333	23-29	.793	6-43-49	2.1	20	0	36	43	3	17	216	9.4
<b>TOTAL</b>	<b>36-10</b>	<b>86-50</b>	<b>.344</b>	<b>48-150</b>	<b>.320</b>	<b>25-31</b>	<b>.806</b>	<b>9-52-61</b>	<b>1.7</b>	<b>23</b>	<b>0</b>	<b>44</b>	<b>58</b>	<b>5</b>	<b>20</b>	<b>245</b>	<b>6.8</b>

## SEASON HIGHS

<b>Points</b>		
23	vs. South Florida	(12/14/11)
<b>Rebounds</b>		
4	twice, last at Ole Miss	(1/29/12)
<b>Assists</b>		
6	at Ole Miss	(1/29/12)
<b>Blocks</b>		
2	vs. George Washington	(11/23/11)
<b>Steals</b>		
3	vs. Troy	(11/30/11)
<b>Field Goals</b>		
7	vs. Tennessee	(1/1/12)
<b>Field Goal Attempts</b>		
16	at Mississippi State	(1/22/12)
<b>3-Point Field Goals</b>		
5	twice, vs. Tennessee	(1/1/12)
<b>3-Point FG Attempts</b>		
10	vs. Tennessee	(1/1/12)
<b>Free Throws</b>		
7	vs. South Florida	(12/14/11)
<b>Free Throw Attempts</b>		
8	vs. South Florida	(12/14/11)

## CAREER HIGHS

<b>Points</b>		
23	vs. South Florida	(12/14/11)
<b>Rebounds</b>		
4	twice, last at Ole Miss	(1/29/12)
<b>Assists</b>		
6	at Ole Miss	(1/29/12)
<b>Blocks</b>		
2	vs. George Washington	(11/23/11)
<b>Steals</b>		
3	vs. Troy	(11/30/11)
<b>Field Goals</b>		
7	vs. Tennessee	(1/1/12)
<b>Field Goal Attempts</b>		
16	at Mississippi State	(1/22/12)
<b>3-Point Field Goals</b>		
5	twice, vs. Tennessee	(1/1/12)
<b>3-Point FG Attempts</b>		
10	vs. Tennessee	(1/1/12)
<b>Free Throws</b>		
7	vs. South Florida	(12/14/11)
<b>Free Throw Attempts</b>		
8	vs. South Florida	(12/14/11)



# Courtney STRAIN

# #11

Sophomore • Guard • 5-9

Woodland, Ala.

Woodland High School

## NOTES:

- Returned to the bench against Vanderbilt on Feb. 2
- Scored first basket of the season against Central Connecticut State; tallied season-high 8 points in next game vs. UNC-Charlotte
- Made first appearance of the season against South Florida, playing 5 minutes in the game
- Played season-high 22 minutes at Arkansas last season, setting season highs in points (12) and rebounds (4)
- Earned first collegiate start vs. Seton Hall at the 2010 Junkanoo Jam, scoring 7 points
- Scored 3 points with 2 rebounds in collegiate debut vs. Mercer in 2010
- Broke the Alabama state scoring record as a junior in high school, finished her career with 5,283 points - more than 1,000 than her nearest competitor
- Was also a varsity cheerleader for six years, serving as captain as a senior, graduated as salutatorian of her senior class

Opponent	Start	Min.	FG-A	3PT-A	FT-A	O-D-T	PF	Ast.	TO	Blk.	St.	Pts.
GCSU (Exhibition)	18		3-7	0-3	0-2	0-1-1	3	0	0	0	1	6
at Mercer						---	DNP - INJURED	---				
BELMONT						---	DNP - INJURED	---				
at Duke						---	DNP - INJURED	---				
GEORGE WASHINGTON						---	DNP - INJURED	---				
USC-UPSTATE						---	DNP - INJURED	---				
TROY						---	DNP - INJURED	---				
at Temple						---	DNP - INJURED	---				
SOUTH FLORIDA	5		0-2	0-1	0-0	0-0-0	0	0	1	0	0	0
PURDUE	9		0-3	0-0	0-0	1-0-1	0	1	1	0	0	0
vs. Marist	2		0-1	0-0	0-0	0-0-0	1	0	1	0	0	0
vs. Central Connecticut State	10		1-2	0-0	0-0	0-0-0	1	0	0	0	0	2
vs. North Carolina-Charlotte	18		3-5	0-0	2-2	2-0-2	1	1	2	0	0	8
at Florida International	18		0-9	0-1	2-2	0-0-0	0	0	0	0	0	0
TENNESSEE	2		0-1	0-0	0-0	0-0-0	0	0	1	0	0	0
at Alabama						---	DNP - INJURED	---				
GEORGIA						---	DNP - INJURED	---				
at Vanderbilt						---	DNP - INJURED	---				
at Arkansas						---	DNP - INJURED	---				
SOUTH CAROLINA						---	DNP - INJURED	---				
at Mississippi State						---	DNP - INJURED	---				
KENTUCKY						---	DNP - INJURED	---				
at Ole Miss						---	DNP - INJURED	---				
VANDERBILT						---	DNP - INJURED	---				
at Tennessee						---	DNP - INJURED	---				
at Florida												
ARKANSAS												
at LSU												
ALABAMA												
OLE MISS												

## STRAIN CAREER STATISTICS

Year	GP-GS	FG-FGA	Pct	3FG-FGA	Pct	FT-FTA	Pct	O-D-T (Reb.)	Avg	PF	FO	Ast	TO	Blk	Stl	Pts	Avg
2010-11	24-1	24-76	.316	5-19	.263	8-15	.533	6-14-20	0.8	13	0	7	16	0	7	61	2.5
2011-12	7-0	4-23	.174	0-2	.000	4-4	1.000	3-0-3	0.4	3	0	2	6	0	0	12	1.7
<b>TOTAL</b>	<b>31-1</b>	<b>28-99</b>	<b>.283</b>	<b>5-21</b>	<b>.238</b>	<b>12-19</b>	<b>.632</b>	<b>9-14-23</b>	<b>0.7</b>	<b>16</b>	<b>0</b>	<b>9</b>	<b>22</b>	<b>0</b>	<b>7</b>	<b>73</b>	<b>2.4</b>

## SEASON HIGHS

<b>Points</b>		
8	vs. UNC-Charlotte	(12/29/11)
<b>Rebounds</b>		
2	vs. UNC-Charlotte	(12/29/11)
<b>Assists</b>		
1	twice, last vs. UNC-Charlotte	(12/29/11)
<b>Blocks</b>		

## Steals


<b>Field Goals</b>		
3	vs. UNC-Charlotte	(12/29/11)
<b>Field Goal Attempts</b>		
9	at Florida International	(12/30/11)
<b>3-Point Field Goals</b>		

<b>3-Point FG Attempts</b>		
1	vs. South Florida	(12/14/11)
<b>Free Throws</b>		
2	vs. UNC-Charlotte	(12/29/11)
<b>Free Throw Attempts</b>		
2	vs. UNC-Charlotte	(12/29/11)

## CAREER HIGHS

<b>Points</b>		
12	at Arkansas	(2/13/11)
<b>Rebounds</b>		
4	at Arkansas	(2/13/11)
<b>Assists</b>		
1	8 times, last vs. Purdue	(12/18/11)
<b>Blocks</b>		
	N/A	

<b>Steals</b>		
1	7 times, last vs. Kentucky	(2/27/11)
<b>Field Goals</b>		
5	at Arkansas	(2/13/11)
<b>Field Goal Attempts</b>		
9	at Florida International	(12/30/11)
<b>3-Point Field Goals</b>		
1	5 times, last at LSU	(2/10/11)
<b>3-Point FG Attempts</b>		
3	twice, last vs. Seton Hall	(11/27/10)
<b>Free Throws</b>		
3	vs. Sacred Heart	(11/26/10)
<b>Free Throw Attempts</b>		
6	vs. Sacred Heart	(11/26/10)



# Tyrese TANNER

# #32

Sophomore • Forward • 6-1

Birmingham, Ala.

Hoover High School

## NOTES:

- Is 21st in the SEC in scoring with 10.7 points per game and is T12th in SEC-only games with 11.5 points per game
- Blocked career high 4 shots against Georgia; ranks T11th in SEC-only games with 1.2 blocks per game
- Leads Auburn in scoring with 10.7 points per game this season and has scored in double figures in 11 games (including 7 of the last 12 games)
- Named to FIU Sun & Fun Classic All-Tournament Team
- Broke her career high for the fourth time this season at Arkansas, scoring 22 points
- Scored then career-high 16 points in home-opener win over Belmont on career-high 4-of-5 shooting from 3-point range
- Started and led Auburn in scoring with 14 points in the season-opener at Mercer, also tallied 3 assists and 2 steals
- Averaged 11.0 points, 7.0 rebounds and 1.5 blocks per game in the two 2011 WNIT games last season

Opponent	Start	Min.	FG-A	3PT-A	FT-A	O-D-T	PF	Ast.	TO	Blk.	St.	Pts.
GCSU (Exhibition)		7	3-4	1-1	1-2	1-0-1	2	0	1	1	1	8
at Mercer	*	17	6-8	0-1	2-2	0-0-0	4	3	1	0	2	14
BELMONT	*	28	5-11	4-5	2-2	2-2-4	1	1	1	1	1	16
at Duke	*	26	3-11	0-3	3-3	0-4-4	2	1	3	2	1	9
GEORGE WASHINGTON	*	30	3-14	0-3	5-8	0-3-3	3	2	0	0	0	11
USC-UPSTATE	*	27	3-8	0-1	1-2	4-2-6	0	1	1	2	1	7
TROY	*	21	2-8	0-1	4-7	5-1-6	1	0	2	0	0	8
at Temple	*	32	2-14	1-4	4-5	3-3-6	2	2	3	0	3	9
SOUTH FLORIDA	*	30	4-8	0-0	4-6	3-4-7	2	2	3	1	2	12
PURDUE	*	22	1-7	0-1	2-3	1-1-2	4	1	4	0	0	4
vs. Marist	*	22	3-6	0-0	1-2	2-4-6	3	1	2	0	1	7
vs. Central Connecticut State		22	3-13	0-0	1-3	6-2-8	1	0	3	0	3	7
vs. North Carolina-Charlotte		14	5-6	0-0	1-2	0-2-2	1	0	1	1	1	11
at Florida International		10	5-5	0-0	7-7	2-0-2	2	0	1	1	2	17
TENNESSEE		26	3-6	0-0	2-5	0-2-2	1	1	2	0	3	8
at Alabama		30	6-9	0-0	8-12	2-2-4	3	2	2	2	1	20
GEORGIA		27	2-8	0-1	0-0	1-5-6	4	0	5	4	0	4
at Vanderbilt		22	7-11	0-2	0-1	2-2-4	4	0	3	0	1	14
at Arkansas		24	7-13	0-1	8-14	2-4-6	4	0	2	1	2	22
SOUTH CAROLINA		30	5-10	0-1	5-6	1-3-4	3	4	2	2	0	15
at Mississippi State		23	2-8	0-1	2-2	1-3-4	2	2	2	1	1	6
KENTUCKY		26	3-9	0-0	0-2	2-1-3	3	1	2	2	0	6
at Ole Miss		28	5-13	0-1	2-4	1-2-3	2	0	1	0	1	12
VANDERBILT	*	22	4-10	0-0	0-0	2-0-2	4	1	2	0	2	8
at Tennessee												
at Florida												
ARKANSAS												
at LSU												
ALABAMA												
OLE MISS												

## TANNER CAREER STATISTICS

Year	GP-GS	FG-FGA	Pct	3FG-FGA	Pct	FT-FTA	Pct	O-D-T (Reb.)	Avg	PF	FO	Ast	TO	Blk	Stl	Pts	Avg
2010-11	32-3	53-159	.333	6-37	.162	43-64	.672	48-53-101	3.2	57	1	27	48	24	21	155	4.8
2011-12	23-11	89-216	.412	5-26	.192	64-98	.653	42-52-94	4.1	56	0	25	48	20	28	247	10.7
<b>TOTAL</b>	<b>55-14</b>	<b>142-375</b>	<b>.379</b>	<b>11-63</b>	<b>.175</b>	<b>107-162</b>	<b>.660</b>	<b>90-105-195</b>	<b>3.5</b>	<b>113</b>	<b>1</b>	<b>52</b>	<b>96</b>	<b>44</b>	<b>49</b>	<b>402</b>	<b>7.3</b>

## SEASON HIGHS

<b>Points</b>		
22	at Arkansas	(1/15/12)
<b>Rebounds</b>		
8	vs. Central Conn. St.	(12/22/11)
<b>Assists</b>		
4	vs. South Carolina	(1/19/12)
<b>Blocks</b>		
4	vs. Georgia	(1/8/12)
<b>Steals</b>		
3	3 times, last vs. Tennessee	(1/1/12)
<b>Field Goals</b>		
7	twice, last at Arkansas	(1/15/12)
<b>Field Goal Attempts</b>		
14	twice, last at Temple	(12/03/11)
<b>3-Point Field Goals</b>		
4	vs Belmont	(11/15/11)
<b>3-Point FG Attempts</b>		
5	at Mercer	(11/15/11)
<b>Free Throws</b>		
8	twice, last at Arkansas	(1/15/12)
<b>Free Throw Attempts</b>		
14	at Arkansas	(1/15/12)

## CAREER HIGHS

<b>Points</b>		
22	at Arkansas	(1/15/12)
<b>Rebounds</b>		
8	vs. Central Conn. St.	(12/22/11)
<b>Assists</b>		
4	vs. South Carolina	(1/19/12)
<b>Blocks</b>		
4	vs. Georgia	(1/8/12)
<b>Steals</b>		
3	6 times, last vs. Tennessee	(1/1/12)
<b>Field Goals</b>		
7	twice, last at Arkansas	(1/15/12)
<b>Field Goal Attempts</b>		
14	twice, last at Temple	(12/03/11)
<b>3-Point Field Goals</b>		
4	vs Belmont	(11/15/11)
<b>3-Point FG Attempts</b>		
5	twice, last vs. Belmont	(11/15/11)
<b>Free Throws</b>		
8	twice, last at Arkansas	(1/15/12)
<b>Free Throw Attempts</b>		
14	at Arkansas	(1/15/12)



# Jassany WILLIAMS

# #25

Sophomore • Forward • 6-2

Davie, Fla.

Nova High School

## NOTES:

- Is 4th in the SEC in blocks with 2.0 per game - has five games with four or more blocks this season
- Her 45 blocks this season rank 5th all-time among Auburn sophomores in single-season blocks
- Tied her season-high of 8 rebounds at FIU, playing in her hometown of Miami
- Nearing a double-double with 12 points and 8 rebounds against Troy
- Blocked a career-high 7 shots at Duke, tying for 13th all-time at Auburn in single-game blocks
- Started and logged 9 points, 5 rebounds and 2 blocks in the season-opener at Mercer
- Pulled down a career-high 12 rebounds against Alabama last season
- Earned her first career start at LSU last season, scoring 6 points with 2 rebounds and 2 blocked shots in 19 minutes

Opponent	Start	Min.	FG-A	3PT-A	FT-A	O-D-T	PF	Ast.	TO	Blk.	St.	Pts.
GCSU (Exhibition)	*	24	2-4	0-0	4-6	4-7-11	1	2	0	1	1	8
at Mercer	*	29	4-6	0-0	1-2	1-4-5	3	2	1	2	1	9
BELMONT	*	29	5-8	0-0	2-2	1-6-7	3	0	1	4	2	12
at Duke	*	23	2-5	0-0	0-0	2-2-4	2	1	2	7	2	4
GEORGE WASHINGTON	*	7	2-2	0-0	1-4	1-0-1	1	0	0	0	0	5
USC-UPSTATE		14	0-2	0-0	1-2	3-1-4	2	0	1	3	2	1
TROY		18	5-8	0-0	0-0	3-5-8	0	0	0	4	1	10
at Temple		11	1-3	0-0	0-0	2-0-2	3	0	1	0	1	2
SOUTH FLORIDA		15	0-1	0-0	2-2	0-4-4	2	0	1	1	0	2
PURDUE		4	0-1	0-0	0-0	0-0-0	0	0	0	0	0	0
vs. Marist		10	0-2	0-0	0-0	1-0-1	1	0	0	1	0	0
vs. Central Connecticut State		5	0-0	0-0	0-0	0-0-0	0	0	0	2	0	0
vs. North Carolina-Charlotte		8	0-0	0-0	0-0	0-1-1	1	0	1	1	0	0
at Florida International		18	2-4	0-0	2-4	6-2-8	1	0	1	2	1	6
TENNESSEE		17	2-5	0-0	0-0	3-2-5	5	0	1	5	0	4
at Alabama		10	1-2	0-0	0-0	2-3-5	3	0	2	2	0	2
GEORGIA		16	0-1	0-0	2-2	1-2-3	3	1	0	3	1	2
at Vanderbilt		9	2-5	0-0	0-0	0-0-0	0	0	1	4	0	4
at Arkansas		10	0-2	0-0	0-0	2-0-2	1	0	1	0	0	0
SOUTH CAROLINA		9	0-0	0-0	0-0	0-1-1	1	0	1	1	0	0
at Mississippi State		20	2-3	0-0	3-4	7-3-10	1	0	5	0	0	7
KENTUCKY		11	1-1	0-0	0-0	3-2-5	1	0	0	2	1	2
at Ole Miss		4	0-1	0-0	0-0	0-1-1	1	0	0	0	0	0
VANDERBILT		9	2-7	0-0	0-0	1-0-1	4	0	1	1	0	4
at Tennessee												
at Florida												
ARKANSAS												
at LSU												
ALABAMA												
OLE MISS												

## WILLIAMS CAREER STATISTICS

Year	GP-GS	FG-FGA	Pct	3FG-FGA	Pct	FT-FTA	Pct	O-D-T (Reb.)	Avg	PF	FO	Ast	TO	Blk	Stl	Pts	Avg
2010-11	32-9	45-113	.398	0-0	.000	28-52	.538	52-68-120	3.8	53	1	7	39	23	26	118	3.7
2011-12	23-4	31-69	.449	0-0	.000	14-22	.636	39-39-78	3.4	39	1	4	21	45	12	76	3.3
<b>TOTAL</b>	<b>55-13</b>	<b>76-182</b>	<b>.418</b>	<b>0-0</b>	<b>.000</b>	<b>42-74</b>	<b>.568</b>	<b>91-107-198</b>	<b>3.6</b>	<b>92</b>	<b>2</b>	<b>11</b>	<b>60</b>	<b>68</b>	<b>38</b>	<b>194</b>	<b>3.5</b>

## SEASON HIGHS

## Points

12 vs. Belmont (11/15/11)

## Rebounds

8 twice, last at FIU (12/30/11)

## Assists

2 at Mercer (11/11/11)

## Blocks

7 at Duke (11/18/11)

## Steals

2 3 times, last at USC-Upstate (11/28/11)

## Field Goals

5 twice, last vs. Troy (11/30/11)

## Field Goal Attempts

8 twice, last vs. Troy (11/30/11)

## 3-Point Field Goals

N/A

## 3-Point FG Attempts

N/A

## Free Throws

3 at Mississippi State (1/22/12)

## Free Throw Attempts

4 3 times, last at Miss. State (1/22/12)

## CAREER HIGHS

## Points

13 vs. South Alabama (12/2/10)

## Rebounds

12 vs. Alabama (2/17/11)

## Assists

2 twice, last at Mercer (11/11/11)

## Blocks

7 at Duke (11/18/11)

## Steals

3 3 times, last vs. USC (1/30/11)

## Field Goals

5 three times, last vs. Troy (11/30/11)

## Field Goal Attempts

13 vs. Mercer (11/12/10)

## 3-Point Field Goals

N/A

## 3-Point FG Attempts

N/A

## Free Throws

3 5 times, last at Miss. State (1/22/12)

## Free Throw Attempts

7 vs. Alabama (2/17/11)



# Hasina MUHAMMAD

#0

Freshman • Guard/Forward • 6-1

Memphis, Tenn.

Ridgeway High School

## NOTES:

- Selected to FIU SUN & Fun Classic All-Tournament Team
- Ranks 2nd in the SEC among freshmen in scoring; also 8th in blocked shots with 1.2 per game
- Named SEC Freshman of the Week (Dec. 26) following her performance at the New York Life Holiday Tournament
- Scored career-high 19 points against Troy on 9-of-14 shooting; has scored in double figures in seven games this season
- Became first Auburn true freshman to start in season-opener since Morgan Jennings started the season-opener in 2008
- Tallied 12 points, two rebounds, a block and a steal in her debut as a Tiger at Mercer
- Ranked as the No. 66 overall player in the country by ESPN's HoopGurlz, also ranked as the 17th-best guard in the country and the No. 2 prospect in Tennessee

Opponent	Start	Min.	FG-A	3PT-A	FT-A	O-D-T	PF	Ast.	TO	Blk.	St.	Pts.
GCSU (Exhibition)	*	18	5-10	0-2	3-5	4-0-4	1	1	0	1	2	13
at Mercer	*	23	6-10	0-1	0-1	0-2-2	3	1	4	1	1	12
BELMONT	*	17	1-3	0-0	3-5	1-4-5	1	1	1	1	2	5
at Duke	*	22	4-8	0-0	2-4	1-2-3	2	1	4	1	0	10
GEORGE WASHINGTON	*	18	3-6	2-2	2-4	1-1-2	0	4	2	0	1	10
USC-UPSTATE		20	6-11	0-1	0-0	3-4-7	3	3	2	1	1	12
TROY		20	9-14	1-1	0-1	4-0-4	1	0	2	3	2	19
at Temple		15	3-9	1-2	0-0	2-2-4	3	0	4	0	0	7
SOUTH FLORIDA		19	0-4	0-1	1-2	1-1-2	1	0	1	2	1	1
PURDUE		22	7-19	3-4	0-0	2-0-2	3	0	2	3	2	17
vs. Marist		20	3-8	2-3	1-4	5-0-5	1	1	3	0	1	9
vs. Central Connecticut State *		30	8-16	0-1	0-0	5-3-8	3	0	4	2	2	16
vs. North Carolina-Charlotte *		19	6-13	0-1	0-0	2-0-2	1	1	1	1	3	12
at Florida International	*	24	4-9	0-0	0-0	0-1-1	2	1	1	0	3	8
TENNESSEE	*	29	3-11	1-4	0-0	1-2-3	3	2	6	1	0	7
at Alabama	*	28	4-15	0-3	4-6	3-2-5	1	1	3	1	0	12
GEORGIA	*	30	3-13	0-2	9-11	1-1-2	1	1	4	0	1	15
at Vanderbilt	*	22	1-8	0-1	1-2	1-2-3	5	1	3	2	0	3
at Arkansas	*	30	2-14	0-1	0-1	2-4-6	1	1	4	0	0	4
SOUTH CAROLINA	*	30	5-10	0-0	1-1	3-2-5	2	1	2	2	2	11
at Mississippi State	*	21	3-8	1-2	0-2	3-2-5	2	3	5	0	1	7
KENTUCKY	*	23	0-6	0-1	0-0	2-3-5	1	5	5	2	3	0
at Ole Miss	*	20	2-4	0-0	0-2	1-3-4	0	0	4	2	2	4
VANDERBILT		13	3-8	0-1	0-0	1-0-1	0	0	0	2	0	6
at Tennessee												
at Florida												
ARKANSAS												
at LSU												
ALABAMA												
OLE MISS												

## MUHAMMAD CAREER STATISTICS

Year	GP-GS	FG-FGA	Pct	3FG-FGA	Pct	FT-FTA	Pct	O-D-T (Reb.)	Avg	PF	FO	Ast	TO	Blk	Stl	Pts	Avg
2011-12	23-16	86-227	.379	11-32	.344	24-46	.522	45-41-86	3.7	40	1	28	67	27	28	207	9.0
TOTAL	23-16	86-227	.379	11-32	.344	24-46	.522	45-41-86	3.7	40	1	28	67	27	28	207	9.0

## SEASON HIGHS

## Points

19 vs. Troy (11/30/11)

## Rebounds

8 vs. Central Conn. St. (12/22/11)

## Assists

5 vs. Kentucky (1/26/12)

## Blocks

3 twice, last vs. Purdue (12/18/11)

## Steals

3 3 times, last vs. Kentucky (1/26/11)

## Field Goals

9 vs. Troy (11/30/11)

## Field Goal Attempts

19 vs. Purdue (12/18/11)

## 3-Point Field Goals

3 vs. Purdue (12/18/11)

## 3-Point FG Attempts

4 twice, last vs. Tennessee (1/1/12)

## Free Throws

9 vs. Georgia (1/8/12)

## Free Throw Attempts

11 vs. Georgia (1/8/12)



**Exhibition Game: Oct. 30, 2011**  
**Auburn 85, Georgia College 25**  
**Auburn Arena**  
**Auburn, Ala.**

Official Basketball Box Score -- Game Totals -- Final Statistics  
 GCSU vs Auburn  
 10-30-11 2 p.m. at Auburn, Ala. -- Auburn Arena

VISITORS: Georgia College

#	Player	rebounds										s	min
		fg-fga	3fg-fga	ft-fa	of	de	tot	pf	tp	a	to		
12	Abby Slocumb*	0-2	0-0	0-0	1	2	2	0	1	2	1	0	19
32	Krysta Lewis*	1-9	0-3	0-2	3	4	7	3	2	0	1	0	19
04	Myeshia Simms*	1-5	0-0	4-6	0	3	3	1	6	1	8	0	30
21	Mikalyn DeFoor*	0-3	0-2	0-0	0	0	0	3	0	0	0	0	16
23	Shanteona Keys*	2-10	1-5	3-4	1	2	3	8	0	2	0	1	25
02	Terryuana Godwin	2-4	0-0	1-1	2	0	2	5	0	0	0	0	6
10	Lisa Mitchell	0-3	0-2	0-0	0	2	2	1	0	0	3	0	12
03	Hollyn Phelps	0-0	0-0	0-0	1	0	1	1	0	0	1	0	15
14	Enisha Donley	1-4	1-1	0-3	1	3	4	2	3	0	1	0	19
24	Jasmine Williams	0-7	0-1	0-0	0	6	6	3	0	0	1	0	22
33	Belinda Schaafsma	0-4	0-1	1-2	0	4	4	2	1	0	3	0	17
TEAM		4 1 5											
Totals.....		7-51	2-15	9-18	13	26	39	21	25	2	22	1	6 200

HOME: Auburn

#	Player	rebounds										s	min
		fg-fga	3fg-fga	ft-fa	of	de	tot	pf	tp	a	to		
14	Alverson, Blanche*	3-8	2-6	1-1	0	2	2	1	9	4	0	0	4 23
25	Williams, Jassany*	2-4	0-0	4-6	4	7	11	1	8	2	0	1	24
23	Hilliard, Chantel*	3-9	0-0	4-6	8	7	15	2	10	0	3	2	19
00	Muhammad, Hasina*	5-10	0-2	3-5	4	0	4	1	13	1	0	1	2 18
02	Jennings, Morgan*	2-6	0-1	2-2	1	4	5	1	6	2	1	0	21
03	Ouardad, Najat	0-2	0-1	2-2	1	1	2	3	2	3	2	0	5 18
04	Simmons, Parrisha	1-2	0-0	2-2	2	7	9	1	4	2	0	1	3 17
11	Strain, Courtney	3-7	0-3	0-2	0	1	1	3	6	0	0	0	1 18
20	West, Pascale	1-4	0-0	2-3	0	3	3	0	4	1	1	0	0 13
22	Glymph, Camille	5-14	5-12	0-0	0	1	1	2	15	1	0	0	1 22
32	Tanner, Tyrese	3-4	1-1	1-2	1	0	1	2	8	0	1	1	1 7
TEAM		2 4 6											
Totals.....		28-70	8-26	21-31	23	37	60	17	85	16	8	6	19 200

Officials: Nannette Sisk (R), Denise Brooks (U1), Dawn Marsh (U2)

Technical fouls: GCSU-None. Auburn-None.

Attendance: 731

Score by Periods	1st	2nd	Total
GCSU	6	19	25
Auburn	43	42	85

Exhibition Game

**AUBURN** - The Auburn women's basketball team took a decisive 85-25 win over Georgia College and State University in its exhibition game on Oct. 30 at the Auburn Arena. Sophomore Camille Glymph led the Tigers with 15 points off the bench while senior Chantel Hilliard notched a double-double with 10 points and 15 rebounds.

Senior Blanche Alverson started things off for Auburn, draining a 3-pointer just 18 seconds into the game. The Tigers newly implemented defense held the Bobcats scoreless for the first 12:45 of the game, until Georgia College ended the drought on a free throw from Shanteona Keys with 7:15 remaining in the half.

Holding the Bobcats to just six points off of free throws in the first half, the Tigers went into the locker room at the half with a substantial 43-6 lead. Auburn scored 19 points off of Georgia College's 15 first-half turnovers.

The Tigers came out strong in the second half and once again kept the Bobcats scoreless for the opening three minutes, while adding seven points to their lead. Georgia College hit its first field goal of the game with 13:55 remaining on a layup from Terryuana Godwin.

The Tigers eventually led by as many as 62 points with 5:13 left in the game before holding on for the 85-25 win.

Auburn shot 40.0 percent from the field while holding the Bobcats to 13.7 percent. Auburn also forced 22 turnovers, turning them in to 27 points on the other end.

**Game 1: Nov. 11, 2011**  
**Auburn 77, Mercer 43**  
**University Center**  
**Macon, Ga.**

Official Basketball Box Score -- Game Totals -- Final Statistics  
 Auburn vs Mercer  
 11-11-11 7 p.m. at Macon, Ga. - University Center

VISITORS: Auburn (1-0)

#	Player	rebounds										s	min
		fg-fga	3fg-fga	ft-fa	of	de	tot	pf	tp	a	to		
00	Muhammad, Hasina*	6-10	0-1	0-1	0	2	2	3	12	1	4	1	1 23
02	Jennings, Morgan*	2-6	0-1	2-5	2	4	6	1	6	8	3	0	0 24
23	Hilliard, Chantel*	3-5	0-0	0-0	0	5	5	2	6	1	4	0	2 18
25	Williams, Jassany*	4-6	0-0	1-2	1	4	5	3	9	2	1	2	1 29
32	Tanner, Tyrese*	6-8	0-1	2-2	0	0	0	4	14	3	1	0	2 17
03	Ouardad, Najat	2-5	0-2	3-4	1	2	3	1	7	4	4	0	3 16
04	Simmons, Parrisha	1-3	0-0	3-4	5	4	9	2	5	0	2	1	0 18
14	Alverson, Blanche	5-6	0-0	2-4	1	9	10	0	12	1	1	1	0 26
20	West, Pascale	0-0	0-0	2-2	0	1	1	3	2	0	1	0	0 5
22	Glymph, Camille	2-7	0-4	0-0	1	2	3	0	4	3	0	0	2 24
TEAM		2 2 4											
Totals.....		31-56	0-9	15-24	13	35	48	19	77	23	21	5	11 200

HOME: Mercer (0-1)

#	Player	rebounds										s	min
		fg-fga	3fg-fga	ft-fa	of	de	tot	pf	tp	a	to		
01	BUCHANAN, Ry'van*	2-6	0-0	0-0	2	1	3	3	4	0	1	0	2 20
02	WILLIAMS, Briana*	2-14	1-9	4-5	1	2	3	2	9	1	3	0	1 33
05	SMITH, Sharmesia*	0-2	0-0	0-2	2	4	6	1	0	0	3	0	1 24
22	BOYKIN, Sharnea*	1-3	0-0	0-0	0	2	2	2	2	4	3	0	4 34
33	BRIDGES, Precious*	3-7	0-1	0-0	0	0	0	2	6	2	0	0	1 21
04	WILLIAMS, Alicia	2-5	2-4	3-4	0	0	0	0	9	0	2	0	0 18
11	SMITH, Alesha	0-1	0-0	0-0	0	0	0	0	0	0	0	0	0 2
15	PHILLIPS, Alex	0-3	0-1	0-1	1	0	1	3	0	0	0	0	0 6
23	HAZEL, Brittnee	3-9	0-0	0-0	0	5	5	3	6	0	3	1	1 20
24	BLAKEMORE, Jasmine	1-2	0-0	2-4	0	1	1	3	4	0	2	0	0 10
51	BRADSHAW, Tobitha	1-3	1-3	0-0	1	1	2	1	3	0	1	0	0 12
TEAM		1 3 4											
Totals.....		15-55	4-18	9-16	8	19	27	20	43	7	19	1	10 200

Officials: Nan Sisk, Alan Sheffield, Kevin Self

Technical fouls: Auburn-None. Mercer-None.

Attendance: 2728

Score by Periods	1st	2nd	Total
Auburn	36	41	77
Mercer	19	24	43

Largest women's basketball crowd in University Center history

Season-opening game

**MACON, Ga.** - Auburn scored the first 12 points of the game and never looked back as the Tigers trounced Mercer 77-43 Nov. 11 in Macon, Ga. Sophomore Tyrese Tanner started and led the Tigers with 14 points in the season-opening victory for the women's basketball team.

Tanner was one of three Tigers in double figures in the game, followed by freshman Hasina Muhammad and junior Blanche Alverson with 12 points each. Alverson tallied the first double-double of her career, also pulling down a career-high 10 rebounds.

Auburn held Mercer scoreless for the first four minutes of the game and led by as many as 20 points before taking a 36-19 lead into the locker room at halftime.

The Bears came out and went shot-for-shot with Auburn in the early going of the second half, cutting the lead to 14 with 14:51 to play. The Tigers answered with an 8-0 to get the lead back to 22, fueled by six transition baskets by Tanner.

Mercer would get no closer than 18 points the rest of the way as Auburn gradually pulled away for the eventual 34-point, 77-43, victory.

The game was the Auburn debut for a pair of new Tigers, freshman Muhammad and junior point guard Najat Ouardad. Muhammed started and scored 12 points with two rebounds, a block and a steal. Ouardad came off the bench for seven points, four assists, three rebounds and three steals.

**Game 2: Nov. 15, 2011**  
**Auburn 80, Belmont 53**  
**Auburn Arena**  
**Auburn, Ala.**

Official Basketball Box Score -- Game Totals -- Final Statistics  
 Belmont vs Auburn  
 11-15-11 6 p.m. at Auburn, Ala. -- Auburn Arena

VISITORS: Belmont (0-3)

#	Player	rebounds										s	min
		fg-fga	3fg-fga	ft-fa	of	de	tot	pf	tp	a	to		
33	DANIEL, Triston*	1-3	1-3	0-0	0	1	1	1	3	1	2	0	0 15
44	NELSON, Haley*	5-12	0-1	3-6	1	10	11	2	13	1	3	1	3 33
01	TARRENCE, Adrienne*	1-3	0-0	2-3	1	1	2	1	4	8	3	0	0 28
20	ERNST, Molly*	2-8	2-6	0-0	1	2	3	2	6	0	2	0	0 23
22	BURTNETT, Cacy*	3-6	3-4	0-0	1	0	1	2	9	0	0	0	0 19
04	DOWNS, Julianne	2-2	1-1	0-0	0	2	2	1	5	0	0	0	0 16
10	CARROLL, Katie	0-1	0-1	0-0	0	0	0	2	0	0	3	0	2 10
11	MAYERS, Amara	2-6	0-1	1-2	0	0	0	2	5	0	1	0	1 20
23	VAUGHT, Torie	0-0	0-0	0-0	0	0	0	0	0	0	2	0	0 4
24	WILKINS, Shai	0-0	0-0	0-0	1	0	1	0	0	0	0	0	0 2
32	BROOKS, Katie	0-0	0-0	0-0	0	1	1	0	0	2	3	0	0 12
50	VISBEEN, Alyssa	3-7	1-2	1-3	0	1	1	1	8	0	5	0	0 18
TEAM		4 5 9											
Totals.....		19-48	8-19	7-14	9	23	32	14	53	12	24	1	6 200

HOME: Auburn (2-0)

#	Player	rebounds												s	min
		fg-fga	3fg-fga	ft-fa	of	de	tot	pf	tp	a	to	blk			
14	Alverson, Blanche*	2-9	1-5	3-3	1	2	3	2	8	0	1	0	0	21	
25	Williams, Jassany*	5-8	0-0	2-2	1	6	7	3	12	0	1	4	2	29	
32	Tanner, Tyrese*	5-11	4-5	2-2	2	2	4	1	16	1	1	1	1	28	
00	Muhammad, Hasina*	1-3	0-0	3-5	1	4	5	1	5	1	1	1	2	17	
02	Jennings, Morgan*	4-9	0-1	0-0	1	1	2	2	8	9	1	0	3	30	
03	Ouardad, Najat	1-4	0-2	0-0	0	0	0	1	2	3	2	0	3	13	
04	Simmons, Parrisha	1-1	0-0	1-2	2	0	2	1	3	1	1	0	1	14	
20	West, Pascale	0-0	0-0	0-0	0	0	0	2	0	0	1	0	0	6	
22	Glymph, Camille	6-11	5-8	1-1	0	1	1	0	18	3	1	0	1	23	
23	Hilliard, Chantel	4-5	0-0	0-0	3	6	9	2	8	2	2	1	2	19	
TEAM							2								
Totals.....		29-61	10-21	12-15	11	24	35	15	80	20	12	7	15	200	

**Game 3: Nov. 18, 2011**  
**Auburn 50, #8 Duke 73**  
**Cameron Indoor Stadium**  
**Durham, N.C.**

Official Basketball Box Score -- Game Totals -- Final Statistics  
 Auburn vs #8 Duke  
 11-18-11 12:05 p.m. at Durham, N.C. (Cameron Indoor Stadium)

VISITORS: Auburn (2-1)

#	Player	rebounds													s	min
		fg-fga	3fg-fga	ft-fa	of	de	tot	pf	tp	a	to	blk	s	min		
14	Alverson, Blanche*	2-8	1-4	0-0	0	3	3	2	5	1	2	0	0	22		
25	Williams, Jassany*	2-5	0-0	0-0	2	2	4	2	4	1	2	7	2	23		
32	Tanner, Tyrese*	3-11	0-3	3-3	0	4	4	2	9	1	3	2	1	26		
00	Muhammad, Hasina*	4-8	0-0	2-4	1	2	3	2	10	1	4	1	0	22		
02	Jennings, Morgan*	0-4	0-0	2-4	0	6	6	5	2	3	5	0	2	30		
03	Ouardad, Najat	1-2	0-0	0-1	1	1	2	2	2	2	4	0	1	14		
04	Simmons, Parrisha	0-1	0-0	0-0	0	1	1	0	0	0	0	0	1	12		
22	Glymph, Camille	4-12	4-8	0-0	0	3	3	0	12	0	0	0	1	28		
23	Hilliard, Chantel	3-7	0-1	0-0	2	2	4	3	6	0	1	1	0	23		
TEAM		4 1 5 1														
Totals.....		19-58	5-16	7-12	10	25	35	18	50	9	22	11	8	200		

HOME: #8 Duke (2-0)

#	Player	rebounds													s	min
		fg-fga	3fg-fga	ft-fa	of	de	tot	pf	tp	a	to	blk	s	min		
33	Haley Peters*	5-12	0-1	0-0	2	3	5	3	10	1	2	0	1	21		
01	Elizabeth Williams*	8-12	0-0	2-4	4	9	13	2	18	1	1	4	1	33		
03	Shay Selby*	0-4	0-2	3-4	0	2	2	2	3	4	3	1	2	24		
04	Chloe Wells*	4-9	0-1	6-6	0	1	1	4	14	0	0	0	3	27		
12	Chelsea Gray*	3-11	0-3	1-1	2	5	7	1	7	8	5	0	2	30		
14	Ka'la Johnson	0-0	0-0	0-0	0	0	0	0	0	0	0	0	0	3		
15	Richa Jackson	3-9	0-1	2-2	4	5	9	1	8	1	0	0	0	26		
24	Kathleen Scheer	1-1	0-0	2-2	0	2	2	0	4	0	1	0	0	4		
30	Amber Henson	0-1	0-1	1-2	0	1	1	0	1	0	2	0	1	7		
32	Tricia Liston	0-6	0-3	0-0	1	1	2	1	0	1	0	0	0	14		
43	Allison Vernerey	3-6	0-0	2-2	2	1	3	0	8	0	2	0	1	11		
TEAM		6 1 7														
Totals.....		27-71	0-12	19-23	21	31	52	14	73	16	16	5	11	200		

Officials: Dee Kantner, Eric Brewton, Jules Gallien

Technical fouls: Auburn-None. #8/8 Duke-None.

Attendance: 4219

Score by Periods

	1st	2nd	Total
Auburn	31	19	50
#8 Duke	32	41	73

AU: Morgan Jennings fouled out at 00:14.5 of the 2nd half

DURHAM, N.C. - Duke's Elizabeth Williams notched a double-double with 18 points and 13 rebounds, leading the No. 8-ranked Blue Devils to a 73-50 win over Auburn, handing the Tigers their first loss of the season.

Sophomore Camille Glymph came off the bench and led the Tigers in scoring for the second game in a row, shooting 4-of-6 from 3-point range for a team-high 12 points. Freshman Hasina Muhammad also finished in double figures, finishing with 10 points and three rebounds.

It was a tale of two halves for the Tigers as Auburn clawed back from being down double figures to pull within one, 32-31, at halftime. Duke turned the tables on Auburn in the second half, out-scoring the Tigers 41-19 to pull away for the win.

Auburn shot just 32.8 percent from the field while Duke shot 41.7 percent in the second half to finish at 38.0 percent for the game. The Blue Devils won the rebounding battle, 52-35, and dominated inside with 44 points in the paint.

Auburn was 5-of-16 from 3-point range with Glymph accounting for four of Auburn's treys. The Tigers held Duke to 0-for-12 from beyond the arc.

Williams was one of three Blue Devils in double figures, ahead of Chloe Wells and Haley Peters with 14 and 10 points each, respectively. Senior Morgan Jennings led Auburn with six rebounds and three assists.

**Game 4: Nov. 23, 2011**  
**Auburn 55, George Washington 47**  
**Auburn Arena**  
**Auburn, Ala.**

Official Basketball Box Score -- Game Totals -- Final Statistics  
 George Washington vs Auburn  
 11-23-11 6 p.m. at Auburn, Ala. -- Auburn Arena

VISITORS: George Washington (1-3)

#	Player	rebounds													s	min
		fg-fga	3fg-fga	ft-fa	of	de	tot	pf	tp	a	to	blk	s	min		
11	WILSON, Brooke*	1-3	1-1	0-0	0	8	8	1	3	3	0	1	3	27		
12	JACKSON, Danni*	4-10	1-1	3-3	1	2	3	3	12	0	2	0	1	21		
31	BOOKER, Tara*	3-9	1-4	0-0	2	5	7	2	7	0	4	0	0	37		
44	MOSTAFA, Sara*	4-6	0-0	5-6	1	2	3	3	13	0	2	0	1	22		
03	ALDRIDGE, Kristin*	0-5	0-0	1-2	0	5	5	1	1	1	5	0	2	29		
01	MILLER, Chakacia	1-4	0-1	3-4	1	2	3	4	5	2	0	0	0	19		
05	MYERS, Tiana	0-2	0-1	0-0	0	2	2	0	0	0	1	0	0	5		
10	SHIPP, Shi-Heria	0-1	0-0	0-0	0	0	0	0	0	0	1	0	0	4		
14	PAINTER, Chelsea	1-3	0-0	1-2	1	1	2	0	3	0	1	0	0	12		
21	BOURGEOIS, Bria	0-0	0-0	0-0	0	0	0	0	0	0	0	0	0	2		
22	NIPE, Megan	1-3	0-1	1-2	1	3	4	0	3	1	0	0	0	22		
TEAM		1 1														
Totals.....		15-46	3-9	14-19	8	30	38	16	47	7	16	1	7	200		

HOME: Auburn (3-1)

#	Player	rebounds													s	min
		fg-fga	3fg-fga	ft-fa	of	de	tot	pf	tp	a	to	blk	s	min		
14	Alverson, Blanche*	5-7	2-3	2-2	0	5	5	0	14	0	2	0	2	26		
25	Williams, Jassany*	2-2	0-0	1-4	0	1	1	5	0	0	0	0	0	7		
32	Tanner, Tyrese*	3-14	0-3	5-8	0	3	3	11	2	0	0	0	0	30		
00	Muhammad, Hasina*	3-6	2-2	2-4	1	1	2	0	10	4	2	0	1	18		
02	Jennings, Morgan*	1-7	0-0	2-2	1	1	2	0	4	5	2	0	1	37		
03	Ouardad, Najat	0-3	0-3	0-0	2	1	3	0	0	2	2	0	1	15		
04	Simmons, Parrisha	2-4	0-0	3-5	3	5	8	3	7	0	2	0	1	20		
20	West, Pascale	0-0	0-0	0-0	2	2	4	3	0	0	0	1	0	12		
22	Glymph, Camille	2-9	0-0	0-0	0	3	3	1	4	1	0	2	0	19		
23	Hilliard, Chantel	0-1	0-0	0-0	2	3	5	4	0	0	0	0	1	16		
TEAM		3 3														
Totals.....		18-53	4-18	15-25	12	27	39	15	55	14	10	3	7	200		

Officials: Dennis DelMayo (R), Bill Lorange (U1), Amy Bonner (U2)

Technical fouls: George Washington-None. Auburn-None.

Attendance: 1624

Score by Periods

	1st	2nd	Total
George Washington	26	21	47
Auburn	19	36	55

AUBURN - The Auburn women's basketball team overcame a seven-point halftime deficit to rally and defeat George Washington, 55-47, Nov. 23 at the Auburn Arena. The Tigers opened the second half on a 10-2 run, holding the Colonials to two points for the first 9:37 of the half.

Junior Blanche Alverson led the Tigers in scoring with 14 points, followed by Tyrese Tanner with 11 and freshman Hasina Muhammad with 10. Senior Parrisha Simmons provided a spark off the bench, accounting for seven points and a team-high eight rebounds.

Auburn came out of the locker room after halftime eager to turn things around. The Tigers went on a 10-2 run, fueled by four points each from Tanner and Simmons, taking a 33-28 lead. George Washington was never able to regain the lead in the second half as the Tigers would go on to lead by as many as 10 points with 14 seconds left before a Danni Jackson layup on the final possession cut it to eight.

Auburn shot a much-improved 44 percent in the second half and went 11-of-14 from the line. The Tigers forced 16 GW turnovers in the game, turning them into 13 points. Auburn also edged out the rebounding battle, 39-38.

Senior Morgan Jennings led Auburn with five assists while Muhammad added four. Six different Tigers tallied a steal in the game with Alverson leading with two.

**Game 5: Nov. 27, 2011**  
**Auburn 75, USC-Upstate 34**  
**Auburn Arena**  
**Auburn, Ala.**

Official Basketball Box Score -- Game Totals -- Final Statistics  
 South Carolina-Upstate vs Auburn  
 11-27-11 2 p.m. at Auburn, Ala. -- Auburn Arena

VISITORS: South Carolina-Upstate (0-6)

#	Player	rebounds													s	min
		fg-fga	3fg-fga	ft-fa	of	de	tot	pf	tp	a	to	blk	s	min		
15	McROBERTS, Lauren*	1-5	0-0	0-0	1	0	1	2	2	0	2	0	3	23		
21	WEBB, Modisen*	3-6	1-2	0-0	0	3	3	2	7	1	3	0	1	30		
01	SMITH, Tyra*	1-2	0-0	0-0	1	0	1	4	2	3	7	0	1	24		
13	OHL, Hannah*	0-6	0-4	0-0	1	3	4	0	0	1	3	0	0	27		
23	COPNEY, Tee'Ara*	6-12	4-7	3-4	0	5	5	1	19	1	2	0	1	32		
00	ROBINSON, Briana	2-4	0-2	0-0	0	2	2	0	4	0	1	0	2	22		
05	CASTLEBURY, Logan	0-7	0-7	0-0	0	1	1	1	0	0	0	0	0	15		
10	PINKETT, Erin	0-4	0-3	0-0	1	1	2	0	0	0	0	0	1	7		
32	HICKS, Shelby	0-5	0-0	0-0	1	3	4	1	0	2	4	0	1	20		
TEAM		4 3 7														
Totals.....		13-51	5-25	3-4	9	21	30	11	34	8	22	0	10	200		

HOME: Auburn (4-1)

#	Player	rebounds													s	min
		fg-fga	3fg-fga	ft-fa	of	de	tot	pf	tp	a	to	blk	s			
32	Tanner, Tyrese*	3-8	0-1	1-2	4	2	6	0	7	1	1	2	1	27		
23	Hilliard, Chantel*	6-8	0-0	0-1	2	2	4	0	12	0	1	1	0	18		
02	Jennings, Morgan*	5-7	0-0	0-0	0	2	2	0	10	2	3	0	1	25		
03	Ouardad, Najat*	2-6	2-4	1-1	0	1	3	7	8	6	0	2	23			
04	Simmons, Parrisha*	0-4	0-0	4-4	7	3	10	0	4	1	0	0	1	19		
00	Muhammad, Hasina	6-11	0-1	0-0	3	4	7	3	12	3	2	1	1	20		
14	Alverson, Blanche	5-15	4-9	0-0	1	4	5	14	2	0	0	0	25			
20	West, Pascale	1-3	0-0	0-0	1	2	3	1	2	1	0	0	0	10		
22	Glymph, Camille	2-6	2-4	0-0	0	2	2	0	6	1	0	0	0	12		
25	Williams, Jossany	0-2	0-0	1-2	3	1	4	2	1	0	1	3	2	14		
34	Davis, Peyton	0-1	0-0	0-0	0	4	4	0	0	0	0	0	0	7		
TEAM					1	3	4									
Totals.....		30-71	8-19	7-11	23	29	52	9	75	19	14	7	8	200		

**Game 6: Nov. 30, 2011**  
**Auburn 74, Troy 47**  
**Auburn Arena**  
**Auburn, Ala.**

Official Basketball Box Score -- Game Totals -- Final Statistics

Troy vs Auburn

11-30-11 6 p.m. at Auburn, Ala. -- Auburn Arena

VISITORS: Troy (0-6)

#	Player	rebounds										s	min
		fg-fga	3fg-fga	ft-fa	of	de	tot	pf	tp	a	to	blk	
35	Coleman, Courtney*	3-7	0-0	2-5	1	2	3	2	8	0	0	0	29
44	Manuel, Tenia*	2-6	1-3	1-2	2	3	5	1	6	1	4	0	39
11	Nagy, Ieva*	2-4	0-1	0-0	0	2	2	3	4	0	0	0	20
22	Sword, DeAngela*	4-12	1-3	4-6	1	2	3	0	13	1	3	0	31
32	Hynes, Rosie*	1-5	1-1	0-0	1	3	4	3	3	4	9	0	37
05	McAppion, Sarah	0-2	0-0	2-2	0	0	0	1	2	0	0	0	7
14	Bowie, Brooke	3-6	1-3	0-0	0	4	4	2	7	1	2	0	19
40	Blake, Jamesha	1-3	0-1	0-0	0	1	1	0	2	0	4	0	14
50	Ross, Dominique	0-1	0-0	2-2	0	1	1	0	2	1	0	0	4
TEAM		6 1 7											
Totals.....		16-46	4-12	11-17	11	19	30	12	47	8	22	0	6 200

HOME: Auburn (5-1)

#	Player	rebounds										s	min
		fg-fga	3fg-fga	ft-fa	of	de	tot	pf	tp	a	to	blk	
32	Tanner, Tyrese*	2-8	0-1	4-7	5	1	6	1	8	0	2	0	21
23	Hilliard, Chantel*	2-6	0-0	0-0	1	2	2	4	1	2	1	0	17
02	Jennings, Morgan*	3-8	0-0	0-1	2	5	7	1	6	3	0	1	29
03	Ouadad, Najat*	2-7	1-2	0-0	2	1	3	0	5	5	2	0	51
04	Simmons, Parrisha*	1-4	0-0	1-4	6	1	7	1	3	3	3	2	16
00	Muhammad, Hasina	9-14	1-1	0-1	4	0	4	1	19	0	2	3	20
14	Alverson, Blanche	2-5	1-3	0-0	0	3	3	1	5	1	0	0	19
20	West, Pascale	0-1	0-0	0-0	0	2	2	1	0	0	0	1	7
22	Glymph, Camille	5-10	4-8	0-0	1	1	2	2	14	1	2	0	36
25	Williams, Jassany	5-8	0-0	0-0	3	5	8	0	10	0	0	4	18
34	Davis, Peyton	0-1	0-0	0-0	1	2	3	1	0	0	0	1	0
TEAM		1 1											
Totals.....		31-72	7-15	5-13	25	23	48	11	74	14	13	13	15 200

Officials: Joe Cunningham, Metta Roberts, Kim Thebo

Technical fouls: Troy-None. Auburn-None.

Attendance: 1791

Score by Periods	1st	2nd	Total
Troy	23	24	47
Auburn	38	36	74

AUBURN - The Auburn women's basketball team improved to 5-1 on the season as it rolled past Troy, 74-47, Nov. 30 at the Auburn Arena. The game marked the last of a three-game home stand for the Tigers. The Trojans fell to 0-6 on the season. Freshman Hasina Muhammad came off the bench to lead the Tigers in scoring with 19 points.

Auburn's 48 bench points were the most so far this season and marks the second-consecutive game that the Tigers' bench has outscored the opponent. The Tiger bench scored 35 points to South Carolina-Upstate's 34 on Sunday. Auburn had three players in double-figures on the evening, all of whom came in off the bench.

Muhammad led the Tigers with a career-high 19 points, four rebounds, three blocks and two steals. She finished at 9-of-14 shooting from the floor in just 20 minutes of play. Camille Glymph also came off the bench for 14 points, with 12 of them coming from beyond the arc. Jassany Williams added 10 points, eight rebounds and four blocks, marking the third game this season for her to block at least four shots.

As a team, the Tigers blocked 13 shots against Troy, the most since tying the school record of 17 against Alabama A&M on Nov. 19, 2009.

DeAngela Sword led Troy in scoring with 13 points and picked up three rebounds. Courtney Coleman added eight points while Tenia Manuel scored six with a team-high five boards.

**Game 7: Dec. 3, 2011**  
**Auburn 57, Temple 73**  
**Liacouras Center**  
**Philadelphia, Pa.**

Official Basketball Box Score -- Game Totals -- Final Statistics

Auburn vs Temple

12-03-11 1 p.m. at Philadelphia, Pa. (Liacouras Center)

VISITORS: Auburn (5-2)

#	Player	rebounds										s	min
		fg-fga	3fg-fga	ft-fa	of	de	tot	pf	tp	a	to	blk	
23	Hilliard, Chantel*	1-3	0-0	1-1	0	0	0	3	3	0	1	1	19
32	Tanner, Tyrese*	2-14	1-4	4-5	3	3	6	2	9	2	3	0	32
02	Jennings, Morgan*	3-7	0-0	1-1	1	6	7	1	7	2	2	0	19
03	Ouadad, Najat*	1-5	0-2	0-0	2	0	2	4	2	4	3	0	21
04	Simmons, Parrisha*	3-6	0-0	3-4	4	0	4	1	9	1	1	1	24
00	Muhammad, Hasina	3-9	1-2	0-0	2	2	4	3	7	0	4	0	15
14	Alverson, Blanche	2-4	2-3	0-0	0	2	2	1	6	1	0	0	20
20	West, Pascale	0-0	0-0	0-0	0	1	1	0	0	0	0	0	3
22	Glymph, Camille	5-9	2-6	0-0	0	2	2	0	12	2	1	0	26
25	Williams, Jassany	1-3	0-0	0-0	2	0	2	3	2	0	1	0	11
TEAM		2 3 5											
Totals.....		21-60	6-17	9-11	16	19	35	19	57	12	16	2	9 200

HOME: Temple (3-5)

#	Player	rebounds										s	min
		fg-fga	3fg-fga	ft-fa	of	de	tot	pf	tp	a	to	blk	
32	THAMES, Natasha*	1-3	0-0	1-2	2	2	4	0	3	0	1	0	8
14	CONNELLY, Joelle*	1-3	0-0	2-2	1	0	1	1	4	2	3	0	16
03	WILLIAMS, BJ*	1-2	1-1	2-2	0	0	0	4	5	4	1	0	20
05	MCCARTHY, Kristen*	4-8	0-1	0-2	2	7	9	0	8	0	1	0	16
11	PEDDY, Shay*	11-16	3-5	2-2	1	5	6	3	27	2	2	1	34
01	LEWIS, Brittany	3-7	1-2	2-2	1	3	4	3	9	0	2	0	28
04	BROWN, Rateska	0-0	0-0	0-0	0	0	0	0	0	0	1	0	4
21	WORKS, Nikki	2-3	0-0	0-0	0	1	1	1	4	0	0	0	13
23	WILLIAMS, Tyonna	1-7	1-5	0-1	0	1	1	3	2	0	0	0	22
25	MACAULAY, Victoria	3-6	0-0	3-3	1	3	4	0	9	0	1	0	05
30	MERRITT, Monaye	0-0	0-0	1-2	1	1	2	0	1	0	1	0	4
TEAM		3 2 5											
Totals.....		27-55	6-14	13-18	13	24	37	13	73	10	13	1	8 200

Officials: Dee Kantner, Joseph Vaszily, Bonnie Pettus

Technical fouls: Auburn-None. Temple-None.

Attendance: 5,215

Score by Periods	1st	2nd	Total
Auburn	27	30	57
Temple	45	28	73

PHILADELPHIA, Pa. - The Auburn women's basketball team suffered its second loss of the season Dec. 3, falling at Temple, 73-57. Camille Glymph led the Tigers off the bench with 12 points while Parrisha Simmons tied her career high with nine.

Auburn was down 25-31 with 3:27 to go in the first half, but was out-scored 14-2 in the final stretch, thanks partly to two Temple 3-pointers in the final 12 seconds, giving the Owls a 47-25 halftime lead. The Tigers out-scored Temple, 30-28, in the second half, but could not overcome the first-half difference.

Temple was led by Shay Peddy with 27 points and five steals. Nineteen of Peddy's points came in the second half when the Owls extended their lead to as many as 23 points. Auburn came back, however, and cut the margin to 16 by the final horn.

Auburn struggled from the field, shooting 35.0 percent (21-of-60) from the field, but was 35.3 percent (6-of-17) from beyond the arc. Temple was able to capitalize on Auburn turnovers and score in transition. The Owls forced 16 Auburn turnovers and scored 21 points off them, including 16 fast-break points.

Along with Simmons, sophomore Tyrese Tanner scored nine points with six rebounds and a team-high three steals. Senior Morgan Jennings led the Tigers on the boards with seven rebounds along with her seven points and two assists. Freshman Hasina Muhammad also scored seven points.

**Game 8: Dec. 14, 2011**  
**Auburn 62, South Florida 45**  
**Auburn Arena**  
**Auburn, Ala.**

Official Basketball Box Score -- Game Totals -- Final Statistics

South Florida vs Auburn

12-14-11 6 p.m. at Auburn, Ala. -- Auburn Arena

VISITORS: South Florida (6-5)

#	Player	rebounds										s	min
		fg-fga	3fg-fga	ft-fa	of	de	tot	pf	tp	a	to	blk	
00	JOHNSON, Tahir*	2-6	0-0	0-0	2	0	2	1	4	1	4	0	17
32	MCDONALD, Akila*	1-1	0-0	2-5	0	0	0	5	4	0	0	2	12
01	WYNNE, Jasmine*	5-12	1-2	6-10	2	3	5	2	17	2	2	0	40
03	SAUNDERS, Kaneisha*	2-8	0-1	0-0	0	1	1	3	4	1	3	0	27
05	BERNARD, Sasha*	0-3	0-0	0-0	1	2	3	1	0	2	3	0	21
04	CONNER, Tiffany	1-4	0-0	0-0	3	1	4	5	2	2	1	0	22
11	ROWE, Caitlin	5-14	0-1	0-0	1	4	5	0	10	0	0	0	26
12	SMITH, Andrell	1-10	0-6	2-4	1	1	2	3	4	0	5	0	27
22	FLOWERS, Aleshia	0-0	0-0	0-0	0	0	0	0	0	0	0	0	3
23	STRINGFIELD, Shaleth	0-0	0-0	0-0	0	0	0	0	0	0	2	0	15
TEAM		5 2 7											
Totals.....		17-58	1-10	10-19	15	14	29	20	45	8	20	2	15 200

HOME: Auburn (6-2)

#	Player	rebounds										s	min
		fg-fga	3fg-fga	ft-fa	of	de	tot	pf	tp	a	to	blk	
04	Simmons, Parrisha*	1-1	0-0	3-4	6	5	11	2	5	1	4	1	4 21
14	Alverson, Blanche*	3-5	1-2	0-0	0	5	5	2	7	1	3	0	1 20
32	Tanner, Tyrese*	4-8	0-0	4-6	3	4	7	2	12	2	3	1	2 30
02	Jennings, Morgan*	1-5	0-0	0-0	1	3	4	0	2	4	6	1	0 23
22	Glymph, Camille*	6-12	4-9	7-8	0	2	2	1	23	1	3	0	1 30
00	Muhammad, Hasina	0-4	0-1	1-2	1	1	2	1	1	0	1	2	1 19
03	Ouadad, Najat	2-5	2-4	0-1	0	2	2	1	6	2	4	0	0 14
11	Strain, Courtney	0-2	0-1	0-0	0	0	0	0	0	0	1	0	0 5
20	West, Pascale	0-0	0-0	0-0	0	0	0	0	1	0	0	0	0 4
23	Hilliard, Chantel	1-3	0-0	2-2	3	3	6	2	4	0	2	1	2 19
25	Williams, Jassany	0-1	0-0	2-2	0	4	4	2	2	0	1	1	0 15
TEAM		2 3 5											
Totals.....		18-46	7-17	19-25	16	32	48	14	62	11	29	7	11 200

Officials: Bryan Enterline (R), Kevin Peth

**Game 9: Dec. 18, 2011**  
**Auburn 54, #22 Purdue 62**  
**Auburn Arena**  
**Auburn, Ala.**

Official Basketball Box Score -- Game Totals -- Final Statistics

#22 Purdue vs Auburn

12-18-11 2 p.m. at Auburn, Ala. -- Auburn Arena

VISITORS: Purdue (8-3)

#	Player	fg-fga	3fg-fga	ft-fa	rebounds		pf	tp	a	to	blk	s	min
					of	de							
32	Ostello, Sam*	5-9	0-0	0-0	1	6	7	4	10	3	2	0	1 33
40	Jones, Chelsea*	1-3	0-0	0-0	0	2	1	2	3	0	0	1	16
15	Moses, Courtney*	1-6	0-2	0-0	0	2	2	4	2	0	3	0	2 19
22	Houser, KK*	0-8	0-3	0-0	0	2	2	0	3	1	0	2	25
43	Poston, Chantel*	1-3	0-0	2-4	3	2	5	0	4	1	2	0	1 26
02	Howard, Antionette	3-3	0-0	0-0	0	0	0	6	0	0	0	0	8
04	Thornton, Torrie	0-0	0-0	0-0	0	0	1	0	0	2	0	0	3
05	Rayburn, Brittany	3-7	1-3	8-8	0	2	2	0	15	3	4	0	3 23
20	Williams, Dee Dee	0-0	0-0	4-4	1	1	2	2	4	0	1	0	18
41	Guyton, Alex	7-10	0-0	5-7	1	0	1	3	19	0	2	0	3 25
54	Woods, Samantha	0-0	0-0	0-0	0	0	0	0	0	1	0	0	4
TEAM						3	3	6	1				
Totals.....		21-49	1-8	19-23	9	20	29	18	62	13	18	0	13 200

HOME: Auburn (6-3)

#	Player	fg-fga	3fg-fga	ft-fa	rebounds		pf	tp	a	to	blk	s	min
					of	de							
14	Alverson, Blanche*	5-9	5-9	0-0	0	6	6	3	15	1	4	1	1 30
32	Tanner, Tyrese*	1-7	0-1	2-3	1	2	4	1	4	0	0	0	22
02	Jennings, Morgan*	2-2	0-0	1-2	0	0	0	1	5	0	5	0	1 12
04	Simmons, Parrisha*	0-2	0-0	9-14	9	7	16	2	9	2	2	1	0 33
22	Glymph, Camille*	1-6	0-2	2-2	0	3	3	4	3	2	0	2	34
00	Muhammad, Hasina	7-19	3-4	0-0	2	0	2	3	17	0	2	3	2 22
03	Ovaddad, Najat	0-1	0-1	0-0	0	0	0	2	0	2	3	0	1 16
11	Strain, Courtney	0-3	0-0	0-0	1	0	1	0	0	1	1	0	9
20	West, Pascale	0-0	0-0	0-0	0	0	0	0	0	0	0	0	1
23	Hilliard, Chantel	0-3	0-0	0-0	2	3	5	2	0	0	2	0	12
25	Williams, Jassany	0-1	0-0	0-0	0	0	0	0	0	0	0	0	4
34	Davis, Peyton	0-0	0-0	0-0	0	0	0	0	0	1	0	0	5
TEAM						3	1	4					
Totals.....		16-53	8-17	14-21	18	21	39	20	54	11	25	5	7 200

Officials: Beverly Roberts (R), Tina Napier (U1), Michael McConnell (U2)

Technical fouls: Purdue-TEAM. Auburn-None.

Attendance: 2034

Score by Periods	1st	2nd	Total
Purdue	20	42	62
Auburn	21	33	54

AUBURN - The Auburn women's basketball team suffered a 62-54 loss to No. 22 Purdue Dec. 18 at Auburn Arena. Auburn trailed by as many as 12 points before cutting it to four in the final minutes, but ran out of time. The Tigers fell to 6-3, while the Boilermakers improved to 8-3.

The Tigers shot just 30.2 percent from the floor, but went 8-of-17 from beyond the arc. Junior Blanche Alverson's season-high 15 points all came from 3-point range, as did nine of freshman Hasina Muhammad's 17 points. Alverson's five 3-pointers tied her career high and moved her past former Tiger Carolyn Jones (1988-91) for sixth all-time at Auburn in career 3-pointers with 107.

Purdue's Alex Guyton came off the bench to finish with a career-high 19 points. Brittany Rayburn added 15 points in the win.

Auburn led 21-20 at halftime, but the Boilermakers scored the first four points of the period to re-take the lead, one they would not give up the rest of the game.

A 3-pointer by Alverson with 16:34 left in the game cut the Purdue lead to one, but that would be the last Auburn field goal for almost 10 minutes as the Boilermakers pulled away for a 12-point lead with 7:04 to go. Alverson ended the drought with a trey at the 6:49 mark, cutting the Purdue lead back to single digits.

The Tigers would cut the Boilermaker lead to as few as four points with 4:41 left in the game, but Purdue was able to hold on to the lead for the 62-54 final score.

**Game 10: Dec. 21, 2011**  
**Auburn 61, Marist 69**  
**David S. Mack Sports Complex**  
**Hempstead, N.Y.**  
**New York Life Holiday Invitational**

Official Basketball Box Score -- Game Totals -- Final Statistics

Auburn vs Marist

12-21-11 2:40 p.m. ET at Hempstead, NY (Mack Sports Complex)

VISITORS: Auburn (6-4)

#	Player	fg-fga	3fg-fga	ft-fa	rebounds		pf	tp	a	to	blk	s	min
					of	de							
14	Alverson, Blanche*	8-17	4-10	0-0	2	3	5	2	20	1	2	1	1 28
32	Tanner, Tyrese*	3-6	0-0	1-2	2	4	6	3	7	1	2	0	1 22
03	Ovaddad, Najat*	1-3	1-2	0-0	1	2	3	1	3	3	1	0	0 19
04	Simmons, Parrisha*	0-1	0-0	2-2	0	0	0	0	2	1	1	0	1 12
22	Glymph, Camille*	4-13	3-9	0-0	0	2	2	1	11	2	1	0	0 36
00	Muhammad, Hasina	3-8	2-3	1-4	5	0	5	1	9	1	3	0	1 20
02	Jennings, Morgan	0-3	0-0	1-4	1	6	7	2	1	6	2	0	2 26
11	Strain, Courtney	0-1	0-0	0-0	0	0	0	1	0	0	1	0	0 2
20	West, Pascale	0-0	0-0	0-0	0	0	0	0	0	0	0	0	0 2
23	Hilliard, Chantel	4-5	0-0	0-0	4	2	6	3	8	0	3	2	2 18
25	Williams, Jassany	0-2	0-0	0-0	1	0	1	1	0	0	0	1	0 10
34	Davis, Peyton	0-2	0-0	0-0	0	0	0	0	0	0	0	1	5
TEAM						4	1	5					
Totals.....		23-61	10-24	5-12	16	19	35	15	61	15	16	4	9 200

HOME: Marist (5-4)

#	Player	fg-fga	3fg-fga	ft-fa	rebounds		pf	tp	a	to	blk	s	min
					of	de							
23	Beynon, Kelsey*	5-8	1-2	0-0	0	2	2	0	11	1	0	0	1 29
33	Danella, Kristina*	2-4	1-1	0-0	1	3	4	0	5	0	1	0	1 16
34	Gang, Brandy*	7-12	1-2	0-0	4	3	7	3	15	0	0	0	1 34
14	Dulin, Casey*	3-9	0-2	2-5	0	4	4	8	7	5	0	1	0 30
24	Yarde, Corielle*	6-13	2-5	7-7	4	1	5	1	21	9	2	0	0 34
03	Gomez, Natalie	1-2	0-1	0-0	1	0	1	0	2	2	4	0	2 16
11	Ockendon, Leonne	1-4	1-4	0-0	2	4	6	1	3	1	2	0	1 26
13	O'Connor, Emma	1-2	0-1	0-0	0	1	1	0	2	0	1	0	1 6
20	Stallings, Emily	1-3	0-0	0-0	0	3	3	1	2	2	0	0	0 9
TEAM						2	3	5					
Totals.....		27-57	6-18	9-12	14	24	38	10	69	22	16	0	8 200

Officials: Heather C. Browne, Kristina Denson, Rashon Michel

Technical fouls: Auburn-None. Marist-Dulin, Casey.

Attendance: 1779

Score by Periods	1st	2nd	Total
Auburn	25	36	61
Marist	34	35	69

New York Life Holiday Invitational hosted by Hofstra

HEMPSTEAD, N.Y. - Trailing by as many as 15 points in the second half, the Auburn women's basketball team cut the Marist lead to four in the final minute, but would get no closer in a 69-61 loss to the Red Foxes in the first round of the New York Life Holiday Tournament.

Auburn struggled from the field for the fourth game in a row, shooting 37.7 percent on 23-of-61 shooting. The Tigers were hot from 3-point range, knocking down 10-of-24 attempts for 41.7 percent.

Blanche Alverson led the Tigers with a season-high 20 points, knocking down four 3-pointers. Alverson also had five rebounds with a block and a steal. Camille Glymph scored 11 points with a pair of assists. Morgan Jennings came off the bench to lead the Tigers with seven rebounds, six assists and two steals.

Auburn and Marist traded baskets to open the game with the Tigers taking an 11-9 lead with 12:44 to go. But, the Red Foxes went on a 12-2 run, fueled by eight points from Corielle Yarde, to take a 21-13 lead. Auburn cut the Marist lead to three with 2:55 left but could not keep it up as the Red Foxes pulled away for a 34-25 halftime lead.

Marist came out and took control early in the second half, leading by no fewer than seven points and at one point going on an 8-0 run to take a 15-point lead with 10:15 left in the game. Marist led by 10 with 1:43 left, but the Tigers went on a run of their own, scoring six straight to cut the lead to four with 49 seconds left. The Red Foxes made good at the free-throw line, though, and held on for the 69-61 win.

**Game 11: Dec. 22, 2011**  
**Auburn 49, Marist 40**  
**David S. Mack Sports Complex**  
**Hempstead, N.Y.**  
**New York Life Holiday Invitational**

Official Basketball Box Score -- Game Totals -- Final Statistics

Auburn vs Central Connecticut

12-22-11 12 p.m. ET at Hempstead, N.Y. (Mack Sports Complex)

VISITORS: Auburn (7-4)

#	Player	fg-fga	3fg-fga	ft-fa	rebounds		pf	tp	a	to	blk	s	min
					of	de							
14	Alverson, Blanche*	1-11	1-5	4-4	1	2	3	1	7	2	1	2	6 28
23	Hilliard, Chantel*	3-5	0-0	0-0	1	3	4	1	6	1	3	0	1 22
00	Muhammad, Hasina*	8-16	0-1	0-0	5	3	8	3	16	0	4	2	2 30
02	Jennings, Morgan*	2-4	0-0	3-6	1	1	2	3	7	1	1	0	2 28
04	Simmons, Parrisha*	0-3	0-0	0-0	2	2	4	3	0	0	0	1	0 16
03	Ovaddad, Najat	1-3	0-1	0-0	0	1	1	2	2	2	2	0	2 16
11	Strain, Courtney	1-2	0-0	0-0	0	0	0	1	2	0	0	0	0 10
20	West, Pascale	0-1	0-0	0-0	0	0	0	0	0	0	0	0	0 2
22	Glymph, Camille	1-12	0-7	0-0	0	0	0	1	2	1	3	0	0 18
25	Williams, Jassany	0-0	0-0	0-0	0	0	0	0	0	0	0	0	2 5
32	Tanner, Tyrese	3-13	0-0	1-3	6	2	8	1	7	0	3	0	3 22
34	Davis, Peyton	0-0	0-0	0-0	0	1	1	0	0	0	1	1	0 3
TEAM						4	1	5					
Totals.....		20-70	1-14	8-13	20	16	36	16	49	7	19	8	16 200

HOME: Central Connecticut State (6-5)

#	Player	fg-fga	3fg-fga	ft-fa	of	de	tot	pf	tp	a	to	blk	s	min
11	ARBOGAST, Lauren*	4-8	0-0	0-0	4	3	7	2	8	0	3	0	1	23
14	BAILEY, Brooke*	0-1	0-0	0-0	0	3	3	1	0	1	3	0	1	18
23	DAAMEN, Kirsten*	5-12	0-0	3-4	4	4	8	13	1	2	2	1	33	33
01	BABE, Jaclyn*	5-13	0-3	0-0	1	2	4	10	0	5	0	0	38	38
05	BABE, Jessica*	2-4	0-1	5-6	2	11	13	4	9	5	10	0	1	37
03	WATRAS, Kaley	0-1	0-0	0-2	0	2	2	0	0	1	7	1	1	15
12	CHANDLER, Rachel	0-0	0-0	0-0	0	0	0	0	0	0	0	0	0	0+
22	THOMAS, Jaleen	0-6	0-0	0-0	1	4	5	0	0	0	6	1	0	30
44	DILLON, Jameilia	0-0	0-0	0-0	1	1	2	1	0	0	1	0	0	6
							2	4	6					
TOTAL		16-45	0-4	8-12	15	33	48	16	40	8	37	4	5	200

**Game 12: Dec. 29, 2011**  
**Auburn 68, North Carolina-Charlotte 58**  
**U.S. Century Bank Arena**  
**Miami, Fla.**  
**FIU Sun & Fun Classic**

Official Basketball Box Score -- Game Totals -- Final Statistics

North Carolina-Charlotte vs Auburn

12-29-11 8:25 p.m. at US Century Bank Arena (Miami, Fla.)

VISITORS: UNC-Charlotte (6-6)

#	Player	rebounds										s	min
		fg-fga	3fg-fga	ft-fa	of	de	tot	pf	tp	a	to		
04	DOWE, Amanda*	2-7	0-0	2-3	2	4	6	5	6	0	3	0	2 29
30	HAILEY, Jennifer*	6-9	0-0	4-4	2	10	12	3	16	0	3	0	2 29
03	HOLMES, Ayanma*	0-3	0-1	2-2	2	0	2	2	2	0	2	0	1 19
22	SIGNON, Hillary*	2-4	1-2	0-0	1	0	1	1	5	1	1	0	0 14
23	FORNEY, Jai*	6-12	0-2	1-2	1	1	2	5	13	4	6	0	1 33
10	HAMMONDS, Ny	1-3	0-0	0-0	0	0	0	0	2	5	3	0	2 29
13	TYLER, Gabby	3-8	0-0	5-8	1	0	1	1	11	1	2	0	1 22
32	WOODSON, Epiphany	1-5	0-0	1-3	0	2	2	0	3	1	2	0	0 25
TEAM		4 3 7											
Totals.....		21-51	1-5	15-22	13	20	33	17	58	12	22	0	9 200

HOME: Auburn (8-4)

#	Player	rebounds										s	min
		fg-fga	3fg-fga	ft-fa	of	de	tot	pf	tp	a	to		
14	Alverson, Blanche*	0-3	0-2	0-0	0	2	2	4	0	0	2	0	2 25
23	Hilliard, Chantel*	11-13	0-0	0-3	0	4	4	2	22	2	1	1	1 30
00	Muhammad, Hasina*	6-13	0-1	0-0	2	0	2	1	12	1	1	1	3 19
02	Jennings, Morgan*	1-4	0-0	3-4	1	3	4	2	5	5	3	1	1 31
04	Simmons, Parrisha*	1-2	0-0	1-5	1	4	5	1	3	2	4	0	0 21
03	Ouward, Najat	1-2	0-0	0-0	1	1	1	1	2	2	3	0	2 10
11	Strain, Courtney	3-5	0-0	2-2	2	0	2	1	8	1	2	0	0 18
20	West, Pascale	0-0	0-0	0-0	0	0	0	1	0	0	0	0	0 2
22	Glymph, Camille	1-4	0-1	3-4	0	0	0	1	5	0	3	0	0 22
25	Williams, Jassany	0-0	0-0	0-0	0	1	1	0	0	1	1	0	0 8
32	Tanner, Tyrese	5-6	0-0	1-2	0	2	2	1	11	0	1	1	1 14
TEAM		1 3 4											
Totals.....		29-52	0-4	10-20	7	20	27	16	68	13	21	5	10 200

Officials: Will Schreiber (R), Kylie Galloway, Talisa Green

Technical fouls: Charlotte-None. Auburn-None.

Attendance: 437

Score by Periods	1st	2nd	Total
UNC-Charlotte	31	27	58
Auburn	39	29	68

FIU Sun &amp; Fun Classic First Round Game

**Game 13: Dec. 30, 2011**  
**Auburn 55, Florida International 64**  
**U.S. Century Bank Arena**  
**Miami, Fla.**  
**FIU Sun & Fun Classic**

Official Basketball Box Score -- Game Totals -- Final Statistics

Auburn vs FIU

12-30-11 6:15 PM at US Century Bank Arena (Miami, Fla.)

VISITORS: Auburn (8-5)

#	Player	rebounds										s	min
		fg-fga	3fg-fga	ft-fa	of	de	tot	pf	tp	a	to		
23	Hilliard, Chantel*	3-7	0-0	1-2	1	3	4	3	7	0	1	0	0 28
00	Muhammad, Hasina*	4-9	0-0	0-0	0	1	1	2	8	1	1	0	3 24
02	Jennings, Morgan*	2-4	0-0	0-0	1	2	3	2	4	0	3	0	1 29
04	Simmons, Parrisha*	0-2	0-0	2-2	5	4	9	1	2	2	1	0	0 17
14	Alverson, Blanche*	2-9	1-5	0-0	4	2	6	0	5	1	5	0	1 18
03	Ouward, Najat	1-5	0-3	0-0	0	2	2	4	2	2	0	0	0 11
11	Strain, Courtney	0-9	0-1	2-2	0	0	0	0	2	0	0	0	0 18
22	Glymph, Camille	1-9	0-4	0-0	0	0	0	1	2	0	1	0	0 15
25	Williams, Jassany	2-4	0-0	2-4	6	2	8	1	6	0	1	2	1 18
32	Tanner, Tyrese	5-5	0-0	7-7	2	0	2	2	17	0	1	1	2 10
34	Davis, Peyton	0-2	0-0	0-0	2	1	3	1	0	0	0	0	0 12
TEAM		3 1 4											
Totals.....		20-65	1-13	14-17	24	18	42	17	55	6	14	3	8 200

HOME: Florida International (9-5)

#	Player	rebounds										s	min
		fg-fga	3fg-fga	ft-fa	of	de	tot	pf	tp	a	to		
23	Mansore, Finda*	3-5	0-0	2-2	0	3	3	4	8	5	1	3	1 29
03	Labady, Zsofia*	3-5	2-4	0-0	0	4	4	4	8	0	0	1	0 31
10	Hutlasso, Fanni*	4-9	0-1	0-0	0	1	1	4	8	4	1	0	1 36
22	Coley, Jerica*	8-15	2-4	10-12	0	1	1	0	28	3	6	1	2 40
24	Milaglov, Carmen*	1-3	0-0	0-1	0	6	6	1	2	3	1	0	0 37
13	Ashmore, Diamond	1-3	0-0	0-0	2	0	2	2	2	0	1	0	0 8
14	Idon, Kamika	2-3	0-0	0-0	0	2	2	0	4	0	2	0	0 12
32	McKinzie, Tynia	1-1	0-0	2-2	0	0	0	0	4	0	0	0	0 7
TEAM		2 5 7											
Totals.....		23-44	4-9	14-17	4	22	26	15	64	15	13	5	4 200

Officials: Darci Dall (R), Brian Garland, Talisa Green

Technical fouls: Auburn-None. FIU-None.

Attendance: 342

Score by Periods	1st	2nd	Total
Auburn	22	33	55
FIU 31	33	64	

FIU Sun &amp; Fun Classic Championship Game

**Game 14: Jan. 1, 2012**  
**Auburn 52, #7/8 Tennessee 73**  
**Auburn Arena**  
**Auburn, Ala.**  
**Southeastern Conference Opener**

Official Basketball Box Score -- Game Totals -- Final Statistics

#7/8 Tennessee vs Auburn

01-01-12 2:05 p.m. at Auburn, Ala. -- Auburn Arena

VISITORS: #7/8 Tennessee (9-3, 1-0 SEC)

#	Player	rebounds										s	min
		fg-fga	3fg-fga	ft-fa	of	de	tot	pf	tp	a	to		
15	MANNING, Alicia*	3-6	0-0	4-4	3	2	5	2	10	3	1	0	2 25
25	JOHNSON, Glory*	5-9	0-0	4-5	6	7	13	3	14	2	4	0	3 32
05	MASSENGALE, Ariel*	1-5	0-1	2-3	1	3	4	3	4	2	2	0	1 36
10	SIMMONS, Meighan*	6-15	1-5	7-8	1	3	4	0	20	2	5	0	1 37
40	STRICKLEN, Shekinna*	5-18	2-9	5-5	1	0	1	1	17	3	0	0	3 36
11	BURDICK, Clara	0-3	0-1	2-2	1	1	2	2	2	0	0	0	1 13
20	HARRISON, Isabelle	1-4	0-0	0-0	1	1	2	1	2	0	2	0	0 5
21	BAUGH, Vicki	0-5	0-0	4-4	3	6	9	2	4	0	4	1	1 16
TEAM		6 3 9											
Totals.....		21-65	3-16	28-31	23	26	49	14	73	12	18	1	12 200

HOME: Auburn (8-6, 0-1 SEC)

#	Player	rebounds										s	min
		fg-fga	3fg-fga	ft-fa	of	de	tot	pf	tp	a	to		
14	Alverson, Blanche*	2-7	1-2	1-1	1	5	6	3	6	2	2	0	0 26
23	Hilliard, Chantel*	2-2	0-0	1-2	1	1	2	5	5	0	3	2	0 14
00	Muhammad, Hasina*	3-11	1-4	0-0	1	2	3	3	7	2	6	1	0 29
02	Jennings, Morgan*	0-5	0-0	1-2	1	2	3	4	1	7	5	0	2 33
04	Simmons, Parrisha*	0-0	0-0	0-0	1	1	2	2	0	0	1	0	0 12
03	Ouward, Najat	0-0	0-0	0-0	0	3	3	2	0	1	2	0	0 8
11	Strain, Courtney	0-1	0-0	0-0	0	0	0	0	0	0	1	0	0 2
22	Glymph, Camille	7-14	5-10	2-2	0	3	3	0	21	0	1	0	1 29
25	Williams, Jassany	2-5	0-0	0-0	3	2	5	5	4	0	1	5	0 17
32	Tanner, Tyrese	3-6	0-0	2-5	0	2	2	1	8	1	2	0	3 26
34	Davis, Peyton	0-0	0-0	0-0	1	0	1	1	0	0	1	1	1 4
TEAM		1 1											
Totals.....		19-51	7-16	7-12	9	22	31	26	52	13	25	9	7 200

Officials: Bryan Enterline (R), Gina Cross, Michael McConnell

Technical fouls: #7/8 Tennessee-None. Auburn-None.

Attendance: 4269

Score by Periods	1st	2nd	Total
#7/8 Tennessee	31	42	73
Auburn	29	23	52

Southeastern Conference Opener

**MIAMI** - Auburn senior Chantel Hilliard erupted for a career-high 22 points, leading the Tigers to a 68-58 win over North Carolina-Charlotte in the first round of the Florida International Sun & Fun Classic.

Auburn shot a blazing 64.3 percent from the field in the first half, finishing the game at 55.8 percent. It was a welcomed shooting night for the Tigers as the team had not shot better than 40 percent in each of the last five games.

The Tigers used their hot hand in the first half to take a big lead, going up by 19 points, 36-17, with 4:47 to go in the first half. Charlotte did not back down, though, finishing the opening period on a 14-3 run to cut the lead to 39-31 at halftime.

Auburn was never really able to pull away from the 49ers, holding a single-digit lead for most of the second half. The Tigers never trailed until Charlotte's Gabby Tyler hit a jumper with 4:00 left in the game to give the 49ers their first lead of the game, 58-57.

It proved to be their only lead of the game as Auburn held Charlotte scoreless for the rest of the game, scoring 11 points in the final minutes, including five from the free throw line, to pull away for the 68-58 win.

Freshman Hasina Muhammad and sophomore Tyrese Tanner joined Hilliard in double figures with 12 and 11 points, respectively. Parrisha Simmons pulled down a team-high five rebounds while Morgan Jennings scored five points with her five assists.

**MIAMI** - The Auburn women's basketball team took runner-up honors Dec. 30 at the Florida International Sun & Fun Classic, falling to host FIU, 64-55. Sophomore Tyrese Tanner and freshman Hasina Muhammad were named to the All-Tournament Team.

Auburn trailed by 17 midway through the second half, but cut the lead down to six with 2:49 left in the game. FIU's Jerica Coley, who scored a game-high 28 points, nailed a 3-pointer to push the lead back to nine, all but sealing the game for the Panthers.

Auburn out-rebounded FIU 42-26 and committed only 14 turnovers. But, the Tigers again struggled from the field, shooting just 30.8 percent for the game.

Leading the Auburn rebounding effort was senior Parrisha Simmons with nine and sophomore Jassany Williams with eight. Williams, a Miami native, also scored six points with two blocked shots.

Zsofia Labady hit a 3-pointer on the Panthers' first possession, giving FIU a lead it would never surrender. The Panthers led by 10 midway through the half, but Auburn was able to cut it back to four. FIU out-scored Auburn 10-5 to close out the period, taking a 31-22 halftime lead. The Panthers picked up right where they left off in the second half, quickly extending the lead back to double digits



**Game 15: Jan. 5, 2012**  
**Auburn 65, Alabama 55**

**Foster Auditorium**  
**Tuscaloosa, Ala.**

**Southeastern Conference Road Opener**

Official Basketball Box Score -- Game Totals -- Final Statistics  
Auburn vs Alabama

01-05-11 6:30 p.m.CT at Tuscaloosa, Ala. (Foster Auditorium)

VISITORS: Auburn (9-6, 1-1 SEC)

		rebounds											
#	Player	fg-fga	3fg-fga	ft-fa	of	de	tot	pf	tp	a	to	blk	s min
00	Muhammad, Hasina*	4-15	0-3	4-6	3	2	5	1	12	1	3	1	0 28
02	Jennings, Morgan*	0-3	0-0	1-2	2	1	3	1	1	2	3	2	0 17
04	Simmons, Parrisha*	0-1	0-0	0-0	0	0	0	1	0	2	0	0	0 9
14	Alverson, Blanche*	5-8	1-4	0-0	1	6	7	2	11	0	2	0	0 31
23	Hilliard, Chantel*	3-7	0-0	0-0	2	5	7	2	6	0	2	1	1 28
03	Ouardad, Najat	3-6	0-1	2-3	0	6	6	0	8	2	3	0	4 26
22	Glymph, Camille	2-6	1-4	0-1	1	2	0	5	0	1	0	0	0 21
25	Williams, Jassany	1-2	0-0	0-0	2	3	5	3	2	0	2	0	2 10
32	Tanner, Tyrese	6-9	0-0	8-12	2	2	4	3	20	2	2	2	1 30
TEAM		2 3 5											
Totals.....		24-57	2-12	15-24	15	29	44	13	65	9	18	8	6 200

HOME: Alabama (10-6, 0-2 SEC)

		rebounds											
#	Player	fg-fga	3fg-fga	ft-fa	of	de	tot	pf	tp	a	to	blk	s min
03	Robinson, Jasmine*	3-10	0-3	0-1	0	3	3	4	6	1	2	0	1 24
10	Perkins, Meghan*	1-8	0-1	5-7	2	5	7	1	7	2	3	1	1 35
12	Myers, Shafontaye*	6-15	1-5	0-0	0	2	2	2	13	4	0	0	4 32
21	Crosby, Kyra*	3-12	0-0	1-2	5	2	7	2	7	0	6	0	0 26
23	Russell, Erika*	4-9	4-6	0-0	0	3	3	2	12	1	4	0	1 36
05	Farmer, Calisia	0-0	0-0	0-0	0	0	0	2	0	0	0	0	0 3
14	Hogue, Erin	1-2	0-0	2-4	6	3	9	0	4	0	0	1	0 17
22	Lee, Khristin	1-4	0-0	0-2	0	0	0	4	2	1	2	0	3 13
33	Merritt, Jessica	2-6	0-0	0-0	1	2	3	1	4	0	1	0	0 14
TEAM		6 4 10											
Totals.....		21-66	5-15	8-16	20	24	44	18	55	9	18	2	10 200

Officials: Lawson Newton, Bonita Spence, Amy Bonner  
Technical fouls: Auburn-Muhammad, Hasina. Alabama-None.  
Attendance: 1545

Score by Periods	1st	2nd	Total
Auburn	24	41	65
Alabama	26	29	55

Auburn SEC Road Opener

TUSCALOOSA, Ala. - Auburn sophomore Tyrese Tanner scored a career-high 20 points, leading the Tigers to a 65-55 win over in-state rival Alabama in Tuscaloosa, Ala. The win was the first league victory for the Tigers this season.

Alabama took off out of the gate in the first half, taking a quick 11-3 lead with seven points from Shafontaye Myers. The Crimson Tide would lead by as many as nine, 20-11, with 7:49 left in the half, but Auburn went on an 11-3 run, thanks to five points from Tanner, to cut it to one, 23-22, with 2:28 to go.

Tanner scored another bucket to tie the game at 24-24, but Alabama's Erin Hogue got a rebound and put-back on the Tide's last possession to give them a 26-24 halftime lead.

Blanche Alverson scored five of the first seven points to open the second half, giving the Tigers their first lead of the game. Alabama did not back down, re-taking the lead and going up by three with 16:51 left in the game. The game would be tied two more times before Auburn went on a 9-2 lead to take a 46-39 lead with 9:53 left.

The Tigers never trailed from that point on, building their lead to as many as 12 points with 4:23 left to play. Auburn kept it in double digits the rest of the way for the 65-55 win.

Hasina Muhammad scored 12 points for Auburn while Alverson scored 11. Najat Ouardad came off the bench for eight points, two assists and four steals, leading Auburn defensively.

**Game 16: Jan. 8, 2012**  
**Auburn 45, #16/15 Georgia 70**  
**Auburn Arena**  
**Auburn, Ala.**

Official Basketball Box Score -- Game Totals -- Final Statistics  
Georgia vs Auburn

01-08-12 1 p.m. CT at Auburn, Ala. -- Auburn Arena

VISITORS: #16/15 Georgia (13-3, 2-1 SEC)

		rebounds											
#	Player	fg-fga	3fg-fga	ft-fa	of	de	tot	pf	tp	a	to	blk	s min
03	Armstrong, Anne Marie*	3-7	0-1	0-0	2	3	5	2	6	5	3	4	2 27
12	Hassell, Jasmine*	5-15	0-0	4-4	4	2	6	4	14	0	1	0	2 23
01	Miller, Khaalidah*	5-12	1-6	1-1	2	5	7	1	12	2	2	0	3 32
10	James, Jasmine*	6-14	1-4	1-3	0	3	3	5	14	3	3	0	5 32
11	Mitchell, Meredith*	4-15	0-4	2-2	6	2	8	2	10	1	3	0	0 34
04	Bennett, Danielle	1-1	1-1	0-0	0	1	1	0	3	0	1	0	0 2
15	Donald, Krista	1-2	0-0	0-0	0	2	2	2	2	1	3	0	0 13
23	Willis, Tamika	1-3	0-0	3-4	1	2	3	1	5	0	3	0	2 17
31	Ford, Erika	2-6	0-1	0-0	5	2	7	3	4	2	0	0	1 18
33	Crews, Britney	0-0	0-0	0-0	0	0	0	0	0	0	0	0	0 2
TEAM		3 2 5											
Totals.....		28-75	3-17	11-14	23	24	47	20	70	14	19	4	15 200

HOME: Auburn (9-7, 1-2 SEC)

		rebounds											
#	Player	fg-fga	3fg-fga	ft-fa	of	de	tot	pf	tp	a	to	blk	s min
00	Muhammad, Hasina*	3-13	0-2	9-11	1	1	2	1	15	1	4	0	1 30
14	Alverson, Blanche*	5-9	3-6	0-0	0	3	3	0	13	0	0	1	0 29
23	Hilliard, Chantel*	1-4	0-0	0-0	0	1	1	3	2	0	2	1	1 17
02	Jennings, Morgan*	0-2	0-0	5-8	0	3	3	0	5	2	4	0	3 22
04	Simmons, Parrisha*	0-2	0-0	0-0	1	3	4	2	0	0	1	1	1 13
03	Ouardad, Najat	0-1	0-1	0-0	0	0	1	0	1	4	0	2	8
20	West, Pascale	0-1	0-0	0-0	1	0	1	0	0	0	0	0	3
22	Glymph, Camille	2-6	0-3	0-0	2	2	4	0	4	3	7	0	2 23
25	Williams, Jassany	0-1	0-0	2-2	1	2	3	2	1	0	3	1	0 16
32	Tanner, Tyrese	2-8	0-1	0-0	1	5	6	4	0	5	4	0	2 27
34	Davis, Peyton	0-1	0-0	0-0	0	1	1	1	0	0	3	0	0 12
TEAM		3 4 7											
Totals.....		13-48	3-13	16-21	11	24	35	15	45	8	30	10	11 200

Officials: Lisa Mattingly (R), Cameron Inouye, Angelica Suffern  
Technical fouls: Georgia-None. Auburn-None.

Attendance: 2855

Score by Periods	1st	2nd	Total
#16/15 Georgia	30	40	70
Auburn	17	28	45

AUBURN - Auburn committed a season-high 30 turnovers, leading to 25 Georgia points, as the Tigers dropped a 70-45 decision to No. 16/15 Georgia Jan. 8 at Auburn Arena. Freshman Hasina Muhammad led all scorers with 15 points in the loss.

Auburn struggled from the field, shooting just 27.1 percent. Sixteen of Auburn's points came at the free throw line as the Tigers took advantage of the Bulldogs' pressure defense to draw fouls.

Georgia pounced on the Tigers early, taking a 17-point, 21-4 lead midway through the first half. Jasmine James scored nine of her 14 points in that stretch to give her team the early lead.

Auburn battled back and cut the lead to single digits after a pair of Jassany Williams free throws with 3:15 left cut it to 25-16. Muhammad and Camille Glymph scored four points each during the 12-4 run for Auburn. The Tigers scored just one more point in the half, on a Morgan Jennings free throw, taking a 30-17 deficit into the locker room.

Auburn kept pace with Georgia for the first six minutes of the second half, cutting the lead to 12 after a three-point play by Muhammad, but that would be as close as the Tigers would come. Georgia responded with a 19-2 run that put the game away, leading by as many as 30 points with 3:52 left in the game.

Muhammad and Blanche Alverson, who finished with 13 points, traded buckets for the Tigers in the final minutes, cutting the lead back down to 20 at one point, but the Bulldogs held on for the 70-45 win.

**Game 17: Jan. 12, 2012**  
**Auburn 58, #25/24 Vanderbilt 66**  
**Memorial Gymnasium**  
**Nashville, Tenn.**

Official Basketball Box Score -- Game Totals -- Final Statistics  
Auburn vs Vanderbilt

01-12-12 8:05 p.m. at Nashville, Tenn. (Memorial Gymnasium)

VISITORS: Auburn (9-8, 1-3 SEC)

		rebounds											
#	Player	fg-fga	3fg-fga	ft-fa	of	de	tot	pf	tp	a	to	blk	s min
14	Alverson, Blanche*	3-9	2-5	1-2	1	2	3	9	0	1	0	1	0 28
23	Hilliard, Chantel*	3-6	0-0	5-6	0	2	2	3	11	0	0	1	1 25
00	Muhammad, Hasina*	1-8	0-1	1-2	1	2	3	5	3	1	3	2	0 22
03	Ouardad, Najat*	2-5	0-3	0-0	3	0	3	3	4	6	5	0	7 38
22	Glymph, Camille*	3-7	3-6	0-0	0	2	2	1	9	1	1	0	2 22
02	Jennings, Morgan	1-6	0-0	2-2	3	3	6	1	4	2	1	0	2 21
04	Simmons, Parrisha	0-1	0-0	0-0	5	0	5	2	0	0	0	0	0 9
25	Williams, Jassany	2-5	0-0	0-0	0	0	0	0	4	0	1	4	0 9
32	Tanner, Tyrese	7-11	0-2	0-1	2	2	4	4	14	0	3	0	1 22
34	Davis, Peyton	0-0	0-0	0-0	0	0	0	1	0	0	0	0	0 4
TEAM		1 2 3											
Totals.....		22-58	5-17	9-13	16	14	30	23	58	10	17	7	14 200

HOME: #25/24 Vanderbilt (14-2, 2-1 SEC)

		rebounds											
#	Player	fg-fga	3fg-fga	ft-fa	of	de	tot	pf	tp	a	to	blk	s min
34	CLARKE, Tiffany*	3-7	0-0	6-9	4	4	8	4	12	0	3	0	1 24
21	HOLZER, Stephanie*	2-6	0-0	2-3	1	2	3	3	6	1	4	1	0 13
10	FOGIE, Christine*	7-11	6-8	7-7	0	0	1	27	1	5	0	2	3 33
11	USTER, Jasmine*	4-8	1-2	2-2	0	4	4	0	11	5	6	0	3 40
30	BROWN, Elan*	2-4	1-2	1-2	2	4	6	2	6	2	1	0	0 36
05	SCHRANN, Kady	0-1	0-1	2-2	0	1	1	1	2	1	0	0	1 22
12	COLEMAN, Jordan	0-2	0-0	0-2	4	6	1	0	3	0	0	1	16
32	SMITH, Gobby	1-1	0-0	0-0	1	0	1	0	2	0	1	0	0 10
55	WATKINS, Clair	0-3	0-0	0-0	0	0	0	0	0	0	0	0	0 6
TEAM		4 2 6											
Totals.....		19-43	8-13	20-27	14	21	35	12	66	13	21	1	8 200

Officials: Bob Trammell, Kelly Johnson, Carla Fountain  
Technical fouls: Auburn-None. Vanderbilt-None.

Attendance: 3683

Score by Periods	1st	2nd	Total
Auburn	13	45	58
#25/24 Vanderbilt	29	37	66



**Game 18: Jan. 15, 2012**  
**Auburn 39, Arkansas 59**  
**Bud Walton Arena**  
**Fayetteville, Ark.**

Official Basketball Box Score -- Game Totals -- Final Statistics  
 Auburn vs Arkansas

01-15-12 1:30 p.m. at Fayetteville, Ark. (Bud Walton Arena)

VISITORS: Auburn (9-9, 1-4 SEC)

#	Player	fg-fga	3fg-fga	ft-fa	of	de	tot	pf	tp	a	to	blk	s	min
14	Alverson, Blanche*	0-3	0-3	0-0	0	3	3	2	0	1	0	0	2	21
23	Hilliard, Chantel*	0-2	0-0	1-2	0	1	1	3	1	0	1	1	0	14
00	Muhammad, Hasina*	2-14	0-1	0-1	2	4	6	1	4	1	4	0	0	30
03	Ouardad, Najat*	0-4	0-2	2-2	1	1	2	3	2	3	0	4	25	
22	Glymph, Camille*	2-7	1-3	1-2	1	2	3	1	6	1	0	0	25	
02	Jennings, Morgan	2-5	0-0	0-0	1	0	1	2	4	1	3	0	21	
04	Simmons, Parrisha	0-0	0-0	0-0	3	3	6	0	0	0	0	0	1	20
20	West, Pascale	0-0	0-0	0-0	0	0	0	0	0	0	1	0	0	2
25	Williams, Jassany	0-2	0-0	0-0	2	0	2	1	0	0	0	1	0	10
32	Tanner, Tyrese	7-13	0-1	8-14	2	4	6	4	22	0	2	1	2	24
34	Davis, Peyton	0-1	0-0	0-0	1	0	1	4	0	0	2	0	0	8
TEAM						1	2	3						
Totals.....		13-51	1-10	12-21	14	20	34	21	39	7	17	2	9	200

HOME: Arkansas (12-5, 1-4 SEC)

#	Player	fg-fga	3fg-fga	ft-fa	of	de	tot	pf	tp	a	to	blk	s	min
04	WATKINS, Sarah*	4-11	1-2	3-4	0	4	4	2	12	0	1	2	2	28
12	DANIELS, Ashley*	5-8	0-0	2-2	3	4	7	3	12	2	1	1	2	30
21	ROBINSON, Dominique*	1-3	0-0	0-1	0	2	2	0	2	1	2	0	0	18
22	RICKETTS, C'eira*	3-7	1-2	0-0	1	2	3	2	7	3	5	1	1	26
33	HARRIS, Lyndsay*	4-8	3-7	0-0	0	0	0	2	11	4	2	0	3	23
01	PEAK, Keira	2-2	0-0	2-3	1	6	7	2	6	1	1	0	1	20
02	HATCHER, Kelsey	0-1	0-1	0-0	0	0	0	0	0	0	1	0	0	5
03	TOWNSEND, Jamasha	0-1	0-0	0-0	0	2	2	1	0	0	0	0	0	6
11	BERNA, Calli	1-4	1-3	1-3	0	3	3	2	4	4	0	0	0	24
14	GATLUNG, Erin	0-0	0-0	1-2	0	1	1	0	1	0	1	0	0	4
24	WILLIAMS, Quistelle	1-3	0-1	2-4	4	2	6	1	4	1	0	0	0	13
42	BOWEN, Jhasmin	0-1	0-0	0-0	0	0	0	3	0	0	0	0	0	3
TEAM					2	1	3				2			
Totals.....		21-49	6-16	11-19	11	27	38	18	59	16	16	4	9	200

Officials: Scott Yarbrough, Mark Zentz, Frank Steratore

Technical fouls: AUBURN-Davis, Peyton. ARKANSAS-BOWEN, Jhasmin.

Attendance: 3172

Score by Periods	1st	2nd	Total
Auburn	18	21	39
Arkansas	28	31	59

FAYETTEVILLE, Ark. - Auburn sophomore Tyrese Tanner scored a career-high 22 points Jan. 15, breaking her previous high of 20 set at Alabama earlier this season, but the Tigers dropped the 59-39 decision to Arkansas.

The Tigers never led in the game while three Razorbacks finished in double figures. Sarah Watkins and Ashley Daniels scored 12 points each while C'eira Ricketts added 11.

Arkansas led the entire first half, but Auburn twice cut the Razorback lead to two in the last 8:01. The last time came on a Tanner jumper. Tanner had the chance to tie it up on the next possession, but missed a pair of free throws.

Arkansas closed the half on a 10-2 run after Tanner's basket, taking a 28-18 lead into the locker room, the team's largest lead of the game.

The Tigers were able to keep the Hogs' lead in check for most of the second half, cutting it twice back to 10 after it got as high as 15. A 10-2 run late in the first half, book-ended by a pair of Harris 3-pointers, extended the Arkansas lead to 18. The Razorbacks would lead by as many as 22 before taking the 59-39 win.

Tanner, Hasina Muhammad and Parrisha Simmons pulled down six rebounds each to lead Auburn. Majay Ouardad dished a team-high three assists with a game-high four steals.

**Game 19: Jan. 19, 2012**  
**Auburn 53, South Carolina 49**  
**Auburn Arena**  
**Auburn, Ala.**

Official Basketball Box Score -- Game Totals -- Final Statistics  
 Georgia vs Auburn

01-08-12 1 p.m. CT at Auburn, Ala. -- Auburn Arena

VISITORS: South Carolina (14-5, 3-3 SEC)

#	Player	fg-fga	3fg-fga	ft-fa	of	de	tot	pf	tp	a	to	blk	s	min
12	STEPHENS, Charenee*	1-5	0-0	0-1	2	0	2	2	2	1	1	1	0	16
03	WALKER, Ieasia*	3-7	1-1	1-1	2	1	3	1	8	2	1	0	1	26
05	GRANT, Markeshia*	3-14	3-9	0-0	2	1	3	0	9	1	4	1	0	30
11	SUTTON, La'Keisha*	1-7	0-2	2-2	0	1	1	2	4	4	3	0	0	18
22	NEWTON, Courtney*	0-1	0-1	0-0	1	0	1	0	0	0	0	0	1	25
01	WILSON, Ebony	0-1	0-0	0-0	1	2	3	1	0	0	0	0	0	6
20	WHITE, Sanchon	3-9	1-1	0-1	6	7	13	2	7	1	1	0	2	25
21	BRUNER, Ashley	2-7	0-0	4-4	1	5	6	3	8	0	2	0	0	24
23	ROY, Tina	2-5	1-4	0-0	0	0	0	0	5	0	1	0	0	8
24	WELCH, Aleighsa	2-5	0-0	0-0	1	1	2	2	4	0	2	0	0	19
33	BIJAM, Elem	1-2	0-0	0-0	1	1	2	0	2	0	0	0	0	3
TEAM					6	6								
Totals.....		18-63	6-18	7-9	23	19	42	14	49	9	15	2	4	200

HOME: Auburn (10-9, 2-4 SEC)

#	Player	fg-fga	3fg-fga	ft-fa	of	de	tot	pf	tp	a	to	blk	s	min
00	Muhammad, Hasina*	5-10	0-0	1-1	3	2	5	2	11	1	2	2	2	30
14	Alverson, Blanche*	2-4	2-2	0-0	0	4	4	0	6	0	0	2	2	25
23	Hilliard, Chantel*	2-7	0-0	2-2	1	2	3	6	1	3	2	0	0	16
03	Ouardad, Najat*	3-8	1-2	0-0	1	2	3	4	7	6	5	0	3	30
22	Glymph, Camille*	1-5	0-1	0-0	0	2	2	0	2	1	1	1	0	30
02	Jennings, Morgan	1-2	0-0	0-0	0	0	0	1	2	0	1	0	0	14
04	Simmons, Parrisha	2-4	0-0	0-0	3	4	7	1	4	0	1	0	0	16
25	Williams, Jassany	0-0	0-0	0-0	0	1	1	0	0	0	1	1	0	9
32	Tanner, Tyrese	5-10	0-1	5-6	1	3	4	3	15	4	2	2	0	30
TEAM					1	3	4							
Totals.....		21-50	3-6	8-9	10	23	33	15	53	13	16	10	7	200

Officials: Joe Cunningham (R), Roy Gulbeyan (U1), Bruce Morris (U2)

Technical fouls: South Carolina-None. Auburn-None.

Attendance: 2298

Score by Periods	1st	2nd	Total
South Carolina	19	30	49
Auburn	28	25	53

AUBURN - Auburn's Tyrese Tanner scored four of her game-high 15 points in the final 2:08, leading the Tigers to a 53-49 win over South Carolina Jan. 19 in Auburn Arena. Auburn led by as many as 13 points before South Carolina rallied back to take a one-point lead with 5:31 left in the game.

After leading by as many as 13 points with 10:20 left in the game, Auburn relinquished the lead as South Carolina went on a 14-2 run to go up, 47-46, with just 5:31 remaining. Blanche Alverson ended the Tigers' scoring drought from the floor with a 3-pointer at the 3:19 mark to put her team back in the lead.

South Carolina's Ashley Bruner hit a pair of free throws with 2:19 left to tie the game up at 49 before Tanner took over. Tanner answered on the next possession with a layup to put the Tigers in the lead, but the Gamecocks would have another chance. Ieasia Walker missed a jumper with 10 seconds left in the game and a Hasina Muhammad rebound set Tanner up at the free-throw line for a pair to seal the win.

Muhammad tallied her 11th game to score in double figures with 11 points, as the freshman picked up five rebounds, a pair of blocks and a pair of steals. Junior Najat Ouardad added seven points, six assists and three steals to lead the Tiger defensive effort.

South Carolina was led in scoring by Markeshia Grant with nine points, as Walker and Bruner added eight each. Sanchon White grabbed a game-high 13 boards for the Gamecocks.

**Game 20: Jan. 22, 2012**  
**Auburn 57, Mississippi State 62**  
**Humphrey Coliseum**  
**Starkville, Miss.**

Official Basketball Box Score -- Game Totals -- Final Statistics  
 Auburn vs Mississippi State

01-22-12 2 pm at Starkville, Miss. (Humphrey Coliseum)

VISITORS: Auburn (10-10, 2-5 SEC)

#	Player	fg-fga	3fg-fga	ft-fa	of	de	tot	pf	tp	a	to	blk	s	min
14	Alverson, Blanche*	6-12	4-6	0-0	1	3	4	4	16	0	1	1	1	33
23	Hilliard, Chantel*	1-5	0-0	3-4	6	5	11	1	5	1	1	0	1	20
00	Muhammad, Hasina*	3-8	1-2	0-2	3	2	5	2	7	3	5	0	1	21
03	Ouardad, Najat*	1-2	0-1	0-0	0	0	0	2	2	3	0	0	2	15
22	Glymph, Camille*	5-16	2-8	0-0	0	2	2	3	12	2	3	0	0	33
02	Jennings, Morgan	1-6	0-0	0-0	3	0	3	2	2	2	5	0	0	25
04	Simmons, Parrisha	0-0	0-0	0-0	0	0	0	0	0	0	0	0	0	5
25	Williams, Jassany	2-3	0-0	3-4	7	3	10	1	7	0	5	0	0	20
32	Tanner, Tyrese	2-8	0-1	2-2	1	3	4	2	6	2	2	1	1	23
34	Davis, Peyton	0-0	0-0	0-0	0	0	0	0	0	0	0	0	0	5
TEAM					3	3	6							
Totals.....		21-60	7-18	8-12	24	21	45	17	57	13	22	2	6	200

HOME: Mississippi State (13-6, 3-3 SEC)

#	Player	fg-fga	3fg-fga	ft-fa	of	de	tot	pf	tp	a	to	blk	s	min
10	Martha Alwal*	4-5	0-0	1-2	3	7	10	2	9	1	2	5	1	28
34	Carina Bett*	1-3	0-0	0-2	2	2	4	2	2	2	1	3	0	25
03	Diamber Johnson*	10-17	4-7	3-6	0	2	2	0	27	2	2	0	3	38
04	Porsha Porter*	4-9	0-2	1-2	3	0	3	3	9	3	4	0	5	29
14	Kendra Grant*	6-14	2-9	1-4	0	2	2	2	15	1	2	0	2	36
01	Danielle Rector	0-2	0-2	0-0	0	0	0	0	0	0	1	0	0	5
02	Darriel Gaynor	0-0	0-0	0-0	0	0	0	1	0	0	0	0	0	2
11	Katrina May	0-2	0-2	0-0	1	0	1	1	0	2	0	0	0	5
12	Candace Foster	0-1	0-0	0-0	1	0	1	0	0	0	0	0	0	1
15	Brittany Young	0-0	0-0	0-0	0	0	0	0	0	0	1	0	0	2
20	Shamir Robinson	0-0	0-0	0-0	0	0	0	0	0	0	0	0	0	2
21	Jerica James	0-1	0-0	0-0	0	0	0	0	0	1	1	0	0	9
25	Ashley Brown	0-0	0-0	0-2	5	3	8	2	0	0	2	0	0	18
TEAM					1	1								
Totals.....		25-54	6-22	6-18	15	17	32	13	62	12	16	8	11	200

Officials: Bryan Enterline, Laura C. Morris, Kelly Johnson

Technical fouls: Auburn-None. Mississippi State-None.

Attendance: 1703

Score by Periods	1st	2nd	Total
Auburn	28	29	57
Mississippi State	20	42	62

STARKVILLE, Miss. - Mississippi State's Diamber Johnson scored 17 of her game-high 27 points in the second half, leading the Bulldog come-from-behind effort for a 62-57 win over Auburn Jan. 22 at Humphrey Coliseum in Starkville, Miss.

Junior Blanche Alverson scored a team-high 16 points on 4-of-6 shooting from beyond the arc while Camille Glymph added 12. Senior Chantel Hilliard, the lone Mississippi native on Auburn's roster, pulled down a game-high 11 rebounds.

The Tigers led by as many as 15 points late in the first half, but Mississippi State did not back down. The Bulldogs scored seven unanswered points, including a buzzer-beating 3-pointer from Diamber Johnson to cut the lead to 28-20 at halftime.

MSU kept that momentum rolling into the second half,

**Game 21: Jan. 26, 2012**  
**Auburn 48, #6/6 Kentucky 66**  
**Auburn Arena**  
**Auburn, Ala.**

Official Basketball Box Score -- Game Totals -- Final Statistics

#6/6 Kentucky vs Auburn

01-26-12 6 p.m. at Auburn, Ala. -- Auburn Arena

VISITORS: #6/6 Kentucky (19-2, 8-0 SEC)

#	Player	fg-fga	3fg-fga	ft-fa	of	de	tot	pf	tp	a	to	blk	s	min
32	Evans, Kistine*	2-6	2-5	0-0	2	1	3	2	6	0	1	0	2	33
40	Henderson, Brittany*	0-2	0-0	0-0	1	0	1	2	0	0	2	1	0	7
01	Mathies, A'dia*	7-16	3-9	3-5	0	4	4	1	20	3	0	0	1	27
13	Goss, Bria*	2-6	1-2	1-2	2	0	2	2	6	3	1	0	2	27
24	Smith, Amber*	2-2	0-0	0-0	0	0	0	1	4	1	1	0	1	17
03	Riley, Crystal	0-0	0-0	3-5	0	0	0	2	3	0	1	0	1	11
04	Snowden, Keyla	0-1	0-1	0-0	0	0	0	0	0	0	1	0	0	5
10	Pinkett, Bernisha	4-10	0-2	0-0	4	0	4	2	8	0	1	0	1	18
20	Conwright, Maegan	5-6	0-0	0-0	2	1	3	0	10	1	3	0	3	22
23	Walker, Samarie	1-11	0-0	4-5	8	7	15	1	6	1	2	0	2	27
31	Droke, Samantha	0-0	0-0	0-0	0	0	0	0	0	0	0	0	0	1
50	Bishop, Azia	0-4	0-0	3-6	1	0	1	1	3	0	0	0	1	5
TEAM		1 3 4												
Totals.....		23-64	6-19	14-23	21	16	37	14	66	9	13	1	14	200

HOME: Auburn (10-11, 2-6 SEC)

#	Player	fg-fga	3fg-fga	ft-fa	of	de	tot	pf	tp	a	to	blk	s	min
00	Muhammad, Hasina*	0-6	0-1	0-0	2	3	5	1	0	5	5	2	3	23
14	Alverson, Blanche*	6-11	3-6	0-0	0	4	4	1	15	1	1	0	0	31
23	Hilliard, Chantel*	3-5	0-0	0-0	1	4	5	3	6	0	3	3	0	23
03	Ouardad, Najat*	0-1	0-0	0-0	0	3	3	4	0	3	9	0	1	25
22	Glymph, Camille*	2-5	2-4	3-5	0	1	1	2	9	1	3	0	0	22
02	Jennings, Morgan	5-6	0-0	0-0	0	3	3	1	10	3	3	0	2	22
04	Simmons, Parrisha	0-0	0-0	0-0	2	2	2	0	0	4	0	1	0	16
25	Williams, Jassany	1-1	0-0	0-0	3	2	5	1	2	0	0	2	1	11
32	Tanner, Tyrese	3-9	0-0	0-2	2	1	3	3	6	1	2	2	0	26
34	Davis, Peyton	0-0	0-0	0-0	0	1	1	1	0	0	0	0	0	1
TEAM		1 2 3												
Totals.....		20-44	5-11	3-7	11	24	35	19	48	14	30	9	8	200

Officials: Dennis DeMayo (R), Charlie Hust (U1), Maj Forsberg (U2)

Technical fouls: #6/6 Kentucky-None. Auburn-None.

Attendance: 2788

Score by Periods	1st	2nd	Total
#6/6 Kentucky	31	35	66
Auburn	20	28	48

**AUBURN** - Auburn junior Blanche Alverson scored in double digits for the second game in a row, nothing a team-high 15 points, but an 18-0 Kentucky run in the first half proved to be the difference as the No. 6 Wildcats picked up the 66-48 win over the Tigers.

Auburn tied its season-high in turnovers with 30 and Kentucky took advantage, turning them into 38 points on the other end. Maegan Conwright came off the bench and picked up three of the Wildcats' 14 steals while tallying 10 points on 5-of-6 shooting from the field.

A'dia Mathies led Kentucky in scoring with 20 points, shooting 7-of-16 from the floor, including 3-of-9 from 3-point land.

Auburn jumped out on the Wildcats early, taking a 16-11 lead after a Tyrese Tanner layup with 10:13 left in the first half. That would be the Tigers' last basketball for more than eight minutes as Kentucky went on an 18-0 run to take the lead for good.

The Tigers scored four of the last six points before the half, cutting the Wildcat lead to 31-20 at the break.

Auburn got another boost to open the second half as sophomore Camille Glymph scored four straight points to cut the Kentucky lead to seven. The Wildcats responded with another run, scoring 11 straight to keep the lead in double figures. Kentucky went on to lead by as many as 21 before finally taking the 66-48 win.

Senior Morgan Jennings followed Alverson in double figures with 10 points while Glymph added nine.

**Game 22: Jan. 29, 2012**  
**Auburn 67, Ole Miss 54**  
**Tad Smith Coliseum**  
**Oxford, Miss.**

Official Basketball Box Score -- Game Totals -- Final Statistics

Auburn vs Ole Miss

01-29-12 1 p.m. at Oxford, Miss. (Tad Smith Coliseum)

VISITORS: Auburn (11-11, 3-6 SEC)

#	Player	fg-fga	3fg-fga	ft-fa	of	de	tot	pf	tp	a	to	blk	s	min
14	Alverson, Blanche*	4-11	2-4	0-0	0	4	4	2	10	1	2	0	3	29
23	Hilliard, Chantel*	3-3	0-0	0-0	0	0	0	4	6	1	2	1	2	15
00	Muhammad, Hasina*	2-4	0-0	0-2	1	3	4	0	4	0	4	2	2	20
03	Ouardad, Najat*	1-2	0-0	0-0	2	1	3	3	2	3	2	0	1	22
22	Glymph, Camille*	6-11	3-5	4-4	0	4	4	2	19	6	5	0	1	36
02	Jennings, Morgan	2-4	0-0	2-4	0	2	2	1	6	3	1	1	0	18
04	Simmons, Parrisha	1-3	0-0	4-4	3	7	10	1	6	0	0	1	0	14
20	West, Pascale	0-1	0-0	0-0	0	0	0	2	0	0	0	2	0	11
25	Williams, Jassany	0-1	0-0	0-0	0	1	1	1	0	0	0	0	0	4
32	Tanner, Tyrese	5-13	0-1	2-4	1	2	3	2	12	0	1	0	1	28
34	Davis, Peyton	1-1	0-0	0-0	1	0	1	0	2	0	1	0	0	3
TEAM		3 5 8												
Totals.....		25-54	5-10	12-18	11	29	40	18	67	14	18	7	10	200

HOME: Ole Miss (12-10, 2-7 SEC)

#	Player	fg-fga	3fg-fga	ft-fa	of	de	tot	pf	tp	a	to	blk	s	min
22	Byrd, Nikki*	2-7	0-1	7-10	1	2	3	4	11	1	3	0	0	25
25	Marbra, Courtney*	4-7	0-0	1-1	1	1	2	1	9	3	1	0	0	20
03	McFarland, Valencia*	5-12	2-3	3-4	0	5	5	1	15	4	1	0	3	40
30	Hanneth, Whitney*	1-8	0-4	1-2	0	2	2	2	3	1	1	0	0	21
32	Faleru, Tia*	2-4	0-0	2-2	2	1	3	2	6	0	2	1	0	25
11	Jenkins, Kenyatta	0-2	0-0	2-2	0	1	1	1	2	0	2	0	0	6
14	McFerrin, Maggie	0-3	0-1	0-1	0	1	1	0	0	0	2	0	3	19
15	Hope, Pa'Sonna	0-0	0-0	0-0	0	1	1	0	0	0	0	0	0	2
20	Singletary, Amber	0-1	0-0	0-0	0	0	0	1	0	1	0	0	0	5
21	McCray, Danielle	3-7	0-0	2-5	2	3	5	1	8	0	2	0	1	25
23	Laws, LaTasha	0-1	0-0	0-0	1	0	1	2	0	0	1	0	1	10
42	Jackson, Monique	0-0	0-0	0-0	0	0	0	2	0	0	1	0	0	2
TEAM		4 4 8												
Totals.....		17-52	2-9	18-27	11	21	32	17	54	10	16	1	8	200

Officials: Bob Trammell, Lawson Newton, Michael McConnell

Technical fouls: Auburn-None. Ole Miss-None.

Attendance: 524

Score by Periods	1st	2nd	Total
Auburn	38	29	67
Ole Miss	28	26	54

**OXFORD, Miss.** - Auburn sophomore Camille Glymph scored a game-high 19 points, leading the Tigers to a 67-54 win at Ole Miss Jan. 29 at Tad Smith Coliseum in Oxford, Miss.

Glymph scored 12 of her 19 points in the first half when the Tigers used a 13-2 run to take the lead for good. The Greenville, S.C., native also finished the day with four rebounds and a team-high six assists.

Tyrese Tanner came off the bench for 12 points while Blanche Alverson added 10. Senior Parrisha Simmons came off the bench and pulled down a game-high 10 rebounds.

One of the big factors for Auburn was the defensive play of Pascale West, who came off the bench to guard Ole Miss' Nikki Byrd. Byrd, the Rebels' second-leading scorer and the SEC's top rebounder coming into the game, was held to just two field goals and three rebounds.

There were three ties and eight lead changes in the first half, but Auburn went on 13-2 run to close out the half to take the lead for good. The Rebels led 26-25 with 5:09 left in the half, but Glymph found Alverson in the lane for a layup that gave Auburn the lead for good and sparked the run. Ole Miss was able to cut into the lead early in the second half, but would come no closer than seven points.

A pair of free throws by Kenyatta Jenkins with 9:51 left cut the lead to seven, but Chantel Hilliard got a turnaround jumper that sparked a 10-2 run that put the Tigers back up by 15. Auburn would lead by double digits the rest of the way, holding on for the 67-54 win.

**Game 23: Feb. 2, 2012**  
**Auburn 61, Vanderbilt 66**  
**Auburn Arena**  
**Auburn, Ala.**

Official Basketball Box Score -- Game Totals -- Final Statistics

Vanderbilt vs Auburn

02-02-12 6 p.m. at Auburn, Ala. -- Auburn Arena

VISITORS: Vanderbilt (17-5, 5-4 SEC)

#	Player	fg-fga	3fg-fga	ft-fa	of	de	tot	pf	tp	a	to	blk	s	min
34	CLARKE, Tiffany*	9-11	0-0	8-9	2	3	5	5	26	1	5	2	1	34
21	HOLZER, Stephanie*	3-8	0-0	4-5	1	7	8	4	10	2	1	1	2	36
05	SCHANN, Kady*	1-5	0-0	0-0	2	0	2	1	2	0	2	0	0	27
10	FOGGIE, Christina*	4-11	1-5	0-0	2	1	3	1	9	3	4	0	2	36
11	USTER, Jasmine*	4-7	1-1	4-4	0	4	4	2	13	6	5	0	2	40
12	COLEMAN, Jordan	0-1	0-0	0-0	0	1	1	2	0	0	0	0	0	8
30	BROWN, Elan	1-2	0-0	4-4	0	2	2	1	6	2	1	0	0	19
TEAM		1 1 2												
Totals.....		22-45	2-6	20-22	8	19	27	16	66	14	18	3	7	200

HOME: Auburn (11-12, 3-7 SEC)

#	Player	fg-fga	3fg-fga	ft-fa	of	de	tot	pf	tp	a	to	blk	s	min
14	Alverson, Blanche*	2-8	1-3	0-0	1	4	5	0	5	2	2	0	0	30
32	Tanner, Tyrese*	4-10	0-0	0-0	2	0	2	4	8	1	2	0	2	22
23	Hilliard, Chantel*	4-8	0-0	5-7	1	4	5	5	13	0	1	1	0	18
03	Ouardad, Najat*	0-0	0-0	0-0	1	0	1	1	0	0	3	0	0	8
22	Glymph, Camille*	5-13	2-8	0-0	0	3	3	0	12	3	4	0	1	37
00	Muhammad, Hasina	3-8	0-1	0-0	1	0	1	0	6	0	0	2	0	13
02	Jennings, Morgan	3-6	0-1	5-6	5	2	7	1	11	3	1	0	1	32
04	Simmons, Parrisha	0-0	0-0	0-2	4	1	5	3	0	0	2	0	2	21
20	West, Pascale	0-0	0-0	0-0	0	0	0	0	0	1	0	0	0	6
25	Williams, Jassany	2-7	0-0	0-0	1	0	1	4	4	0	1	1	0	9
34	Davis, Peyton	1-1	0-0	0-0	0	0	0	1	2	0	0	0	0	4
TEAM		3 1 4												
Totals.....		24-61	3-13	10-15	19	15	34	19	61	10	16	4	6	200

Officials: Eric Brewton (R), Bill Loranca (U1), Metto Roberts (U2)

Technical fouls: Vanderbilt-None. Auburn-None.

Attendance: 2622

Score by Periods	1st	2nd	Total
Vanderbilt	33	33	66
Auburn	33	28	61

**AUB**

## Season Road Statistics

RECORD:	OVERALL	HOME	AWAY	NEUTRAL
ALL GAMES	3-6	0-0	3-6	0-0
CONFERENCE	2-3	0-0	2-3	0-0
NON-CONFERENCE	1-3	0-0	1-3	0-0

#	Player	gp-gs	min	avg	Total		3-Point		F-Throw		Rebounds											
					fg-fga	fg%	3fg-fga	3fg%	ft-fa	ft%	off	def	tot	avg	pf	dq	a	to	blk	stl	pts	avg
32	Tanner, Tyrese	9-3	212	23.6	43-92	.467	1-13	.077	36-50	.720	13	20	33	3.7	25	0	10	18	7	14	123	13.7
22	Glymph, Camille	9-4	230	25.6	30-84	.357	16-48	.333	5-7	.714	3	18	21	2.3	8	0	15	12	0	6	81	9.0
14	Alverson, Blanche	9-7	228	25.3	29-70	.414	13-34	.382	3-6	.500	8	33	41	4.6	16	0	6	14	2	8	74	8.2
00	Muhammad, Hasina	9-8	205	22.8	29-85	.341	2-10	.200	7-18	.389	13	20	33	3.7	19	1	9	32	7	7	67	7.4
23	Hilliard, Chantel	9-8	190	21.1	20-45	.444	0-1	.000	11-15	.733	11	23	34	3.8	24	0	3	13	6	8	51	5.7
02	Jennings, Morgan	9-5	214	23.8	13-45	.289	0-1	.000	10-18	.556	13	24	37	4.1	16	1	23	26	3	6	36	4.0
25	Williams, Jassany	9-2	134	14.9	14-31	.452	0-0	.000	6-10	.600	22	15	37	4.1	15	0	3	14	17	5	34	3.8
03	Ouardad, Najat	9-5	188	20.9	12-36	.333	0-14	.000	7-10	.700	10	13	23	2.6	22	0	29	24	0	23	31	3.4
04	Simmons, Parrisha	9-3	128	14.2	5-17	.294	0-0	.000	12-14	.857	25	19	44	4.9	8	0	5	4	3	4	22	2.4
11	Strain, Courtney	1-0	18	18.0	0-9	.000	0-1	.000	2-2	1.000	0	0	0	0.0	0	0	0	0	0	0	2	2.0
20	West, Pascale	4-0	21	5.3	0-1	.000	0-0	.000	2-2	1.000	0	2	2	0.5	6	0	0	2	2	0	2	0.5
34	Davis, Peyton	5-0	32	6.4	1-4	.250	0-0	.000	0-0	.000	4	1	5	1.0	6	0	0	3	0	0	2	0.4
	Team										21	22	43				3					
	Total.....	9	1800		196-519	.378	32-122	.262	101-152	.664	143	210	353	39.2	165	2	103	165	47	81	525	58.3
	Opponents.....	9	1800		195-489	.399	41-128	.320	118-181	.652	117	206	323	35.9	140	0	108	148	28	79	549	61.0

TEAM STATISTICS	AU	OPP
SCORING	525	549
Points per game	58.3	61.0
Scoring margin	-2.7	-
FIELD GOALS-ATT	196-519	195-489
Field goal pct	.378	.399
3 POINT FG-ATT	32-122	41-128
3-point FG pct	.262	.320
3-pt FG made per game	3.6	4.6
FREE THROWS-ATT	101-152	118-181
Free throw pct	.664	.652
F-Throws made per game	11.2	13.1
REBOUNDS	353	323
Rebounds per game	39.2	35.9
Rebounding margin	+3.3	-
ASSISTS	103	108
Assists per game	11.4	12.0
TURNOVERS	165	148
Turnovers per game	18.3	16.4
Turnover margin	-1.9	-
Assist/turnover ratio	0.6	0.7
STEALS	81	79
Steals per game	9.0	8.8
BLOCKS	47	28
Blocks per game	5.2	3.1
ATTENDANCE	0	23131
Home games-Avg/Game	0-0	9-2570
Neutral site-Avg/Game	-	0-0

Date	Opponent	Score	Att.
11-11-11	at Mercer	w 77-43	2728
11-18-11	at #8/8 Duke	L 50-73	4219
12-03-11	at Temple	L 57-73	5215
\$ 12-30-11	at FIU	L 55-64	342
* 01-05-12	at Alabama	w 65-55	1545
* 01-12-12	at Vanderbilt	L 58-66	3683
* 01-15-12	at ARKANSAS	L 39-59	3172
* 01-22-12	at Mississippi State	L 57-62	1703
* 01-29-12	at Ole Miss	w 67-54	524

# - New York Life Holiday Tournament hosted by Hofstra (Hempstead, N.Y.)

\$ - FIU Sun &amp; Fun Classic (Miami, Fla.)

\* = Southeastern Conference game

Score by Periods	1st	2nd	Totals
Auburn	237	288	525
Opponents	258	291	549

## SEC Statistics

RECORD:	OVERALL	HOME	AWAY	NEUTRAL
ALL GAMES	3-7	1-4	2-3	0-0
CONFERENCE	3-7	1-4	2-3	0-0
NON-CONFERENCE	0-0	0-0	0-0	0-0

#	Player	gp-gs	min	avg	Total		3-Point		F-Throw		Rebounds											
					fg-fga	fg%	3fg-fga	3fg%	ft-fa	ft%	off	def	tot	avg	pf	dq	a	to	blk	stl	pts	avg
32	Tanner, Tyrese	10-1	258	25.8	44-97	.454	0-7	.000	27-46	.587	14	24	38	3.8	30	0	11	23	12	11	115	11.5
22	Glymph, Camille	10-7	278	27.8	35-90	.389	19-52	.365	10-14	.714	4	22	26	2.6	9	0	18	26	1	7	99	9.9
14	Alverson, Blanche	10-10	283	28.3	35-82	.427	19-41	.463	2-3	.667	5	37	42	4.2	17	0	7	11	4	9	91	9.1
00	Muhammad, Hasina	10-9	246	24.6	26-97	.268	2-15	.133	15-25	.600	18	21	39	3.9	16	1	15	36	12	9	69	6.9
23	Hilliard, Chantel	10-10	190	19.0	22-49	.449	0-0	.000	17-23	.739	13	24	37	3.7	32	2	3	18	13	6	61	6.1
02	Jennings, Morgan	10-3	225	22.5	15-45	.333	0-1	.000	16-24	.667	15	16	31	3.1	14	0	25	27	3	10	46	4.6
03	Ouardad, Najat	10-7	205	20.5	10-29	.345	1-10	.100	4-5	.800	8	16	24	2.4	23	0	28	36	0	24	25	2.5
25	Williams, Jassany	10-0	115	11.5	10-27	.370	0-0	.000	5-6	.833	19	14	33	3.3	20	1	1	12	18	2	25	2.5
04	Simmons, Parrisha	10-3	135	13.5	3-11	.273	0-0	.000	4-6	.667	22	19	41	4.1	14	0	2	9	2	5	10	1.0
34	Davis, Peyton	8-0	41	5.1	2-4	.500	0-0	.000	0-0	.000	3	2	5	0.6	9	0	0	7	1	1	4	0.5
20	West, Pascale	4-0	22	5.5	0-2	.000	0-0	.000	0-0	.000	1	0	1	0.3	2	0	1	1	2	0	0	0.0
11	Strain, Courtney	1-0	2	2.0	0-1	.000	0-0	.000	0-0	.000	0	0	0	0.0	0	0	0	1	0	0	0	0.0
	Team										18	26	44				2					
	Total.....	10	2000		202-534	.378	41-126	.325	100-152	.658	140	221	361	36.1	186	4	111	209	68	84	545	54.5
	Opponents.....	10	2000		215-576	.373	47-151	.311	143-206	.694	169	214	383	38.3	156	2	118	170	27	98	620	62.0

TEAM STATISTICS	AU	OPP
SCORING	545	620
Points per game	54.5	62.0
Scoring margin	-7.5	-
FIELD GOALS-ATT	202-534	215-576
Field goal pct	.378	.373
3 POINT FG-ATT	41-126	47-151
3-point FG pct	.325	.311
3-pt FG made per game	4.1	4.7
FREE THROWS-ATT	100-152	143-206
Free throw pct	.658	.694
F-Throws made per game	10.0	14.3
REBOUNDS	361	383
Rebounds per game	36.1	38.3
Rebounding margin	-2.2	-
ASSISTS	111	118
Assists per game	11.1	11.8
TURNOVERS	209	170
Turnovers per game	20.9	17.0
Turnover margin	-3.9	-
Assist/turnover ratio	0.5	0.7
STEALS	84	98
Steals per game	8.4	9.8
BLOCKS	68	27
Blocks per game	6.8	2.7
ATTENDANCE	14832	10627
Home games-Avg/Game	5-2966	5-2125
Neutral site-Avg/Game	-	0-0

Date	Opponent	Score	Att.
* 01-01-12	#7/8 TENNESSEE	L 52-73	4269
* 01-05-12	at Alabama	W 65-55	1545
* 01-08-12	GEORGIA	L 45-70	2855
* 01-12-12	at Vanderbilt	L 58-66	3683
* 01-15-12	at ARKANSAS	L 39-59	3172
* 01-19-12	SOUTH CAROLINA	W 53-49	2298
* 01-22-12	at Mississippi State	L 57-62	1703
* 01-26-12	#6/6 KENTUCKY	L 48-66	2788
* 01-29-12	at Ole Miss	W 67-54	524
* 02-02-12	VANDERBILT	L 61-66	2622

# - New York Life Holiday Tournament hosted by Hofstra (Hempstead, N.Y.)

\$ - FIU Sun &amp; Fun Classic (Miami, Fla.)

\* = Southeastern Conference game

Score by Periods	1st	2nd	Totals
Auburn	248	297	545
Opponents	275	345	620

## Season Statistics

RECORD:	OVERALL	HOME	AWAY	NEUTRAL
ALL GAMES	11-12	6-5	3-6	2-1
CONFERENCE	3-7	1-4	2-3	0-0
NON-CONFERENCE	8-5	5-1	1-3	2-1

#	Player	gp-gs	min	avg	Total		3-Point		F-Throw		Rebounds				pf	dq	a	to	blk	stl	pts	avg
					fg-fga	fg%	3fg-fga	3fg%	ft-fa	ft%	off	def	tot	avg								
32	Tanner, Tyrese	23-11	559	24.3	89-216	.412	5-26	.192	64-98	.653	42	52	94	4.1	56	0	25	48	20	28	247	10.7
22	Glymph, Camille	23-10	591	25.7	75-210	.357	43-129	.333	23-29	.793	6	43	49	2.1	20	0	36	43	3	17	216	9.4
14	Alverson, Blanche	23-19	591	25.7	77-190	.405	42-101	.416	13-16	.813	15	85	100	4.3	35	0	19	34	9	24	209	9.1
00	Muhammad, Hasina	23-16	515	22.4	86-227	.379	11-32	.344	24-46	.522	45	41	86	3.7	40	1	28	67	27	28	207	9.0
23	Hilliard, Chantel	23-17	449	19.5	63-120	.525	0-1	.000	21-32	.656	34	61	95	4.1	61	2	10	41	22	18	147	6.4
02	Jennings, Morgan	23-15	578	25.1	41-115	.357	0-3	.000	31-53	.585	27	56	83	3.6	34	1	73	63	6	25	113	4.9
25	Williams, Jassany	23-4	306	13.3	31-69	.449	0-0	.000	14-22	.636	39	39	78	3.4	39	1	4	21	45	12	76	3.3
03	Ouardad, Najat	23-11	414	18.0	25-80	.313	7-36	.194	8-13	.615	18	29	47	2.0	45	0	69	72	0	45	65	2.8
04	Simmons, Parrisha	23-12	378	16.4	13-45	.289	0-0	.000	36-56	.643	72	55	127	5.5	31	0	16	30	9	18	62	2.7
11	Strain, Courtney	7-0	64	9.1	4-23	.174	0-2	.000	4-4	1.000	3	0	3	0.4	3	0	2	6	0	0	12	1.7
34	Davis, Peyton	14-0	79	5.6	2-10	.200	0-0	.000	0-0	.000	6	10	16	1.1	11	0	1	8	3	2	4	0.3
20	West, Pascale	15-0	76	5.1	1-7	.143	0-0	.000	2-2	1.000	4	8	12	0.8	15	0	2	4	4	1	4	0.3
Team											40	50	90					4				
Total.....		23	4600		507-1312	.386	108-330	.327	240-371	.647	351	529	880	38.3	390	5	285	441	148	218	1362	59.2
Opponents.....		23	4600		472-1252	.377	90-314	.287	294-422	.697	318	514	832	36.2	352	6	264	428	47	210	1328	57.7

TEAM STATISTICS	AU	OPP
SCORING	1362	1328
Points per game	59.2	57.7
Scoring margin	+1.5	-
FIELD GOALS-ATT	507-1312	472-1252
Field goal pct	.386	.377
3 POINT FG-ATT	108-330	90-314
3-point FG pct	.327	.287
3-pt FG made per game	4.7	3.9
FREE THROWS-ATT	240-371	294-422
Free throw pct	.647	.697
F-Throws made per game	10.4	12.8
REBOUNDS	880	832
Rebounds per game	38.3	36.2
Rebounding margin	+2.1	-
ASSISTS	285	264
Assists per game	12.4	11.5
TURNOVERS	441	428
Turnovers per game	19.2	18.6
Turnover margin	-0.6	-
Assist/turnover ratio	0.6	0.6
STEALS	218	210
Steals per game	9.5	9.1
BLOCKS	148	47
Blocks per game	6.4	2.0
ATTENDANCE	25792	25815
Home games-Avg/Game	11-2345	9-2570
Neutral site-Avg/Game	-	3-895

Date	Opponent	Score	Att.
11-11-11	at Mercer	w 77-43	2728
11-15-11	BELMONT	w 80-53	2249
11-18-11	at #8/8 Duke	L 50-73	4219
11-23-11	GEORGE WASHINGTON	w 55-47	1624
11-27-11	USC-UPSTATE	w 75-34	1630
11-30-11	TROY	w 74-47	1791
12-03-11	at Temple	L 57-73	5215
12-14-11	SOUTH FLORIDA	w 62-45	1632
12-18-11	PURDUE	L 54-62	2034
# 12-21-11	vs Marist	L 61-69	1779
# 12-22-11	vs Central Connecticut	w 49-40	468
\$ 12-29-11	vs Charlotte	w 68-58	437
\$ 12-30-11	at FIU	L 55-64	342
* 01-01-12	#7/8 TENNESSEE	L 52-73	4269
* 01-05-12	at Alabama	w 65-55	1545
* 01-08-12	GEORGIA	L 45-70	2855
* 01-12-12	at Vanderbilt	L 58-66	3683
* 01-15-12	at ARKANSAS	L 39-59	3172
* 01-19-12	SOUTH CAROLINA	w 53-49	2298
* 01-22-12	at Mississippi State	L 57-62	1703
* 01-26-12	#6/6 KENTUCKY	L 48-66	2788
* 01-29-12	at Ole Miss	w 67-54	524
* 02-02-12	VANDERBILT	L 61-66	2622

# - New York Life Holiday Tournament hosted by Hofstra (Hempstead, N.Y.)

\$ - FIU Sun &amp; Fun Classic (Miami, Fla.)

\* = Southeastern Conference game

Score by Periods	1st	2nd	Totals
Auburn	640	722	1362
Opponents	616	712	1328