



2018-19 AUBURN WOMEN'S BASKETBALL

AUBURN ATHLETICS COMMUNICATIONS: 392 SOUTH DONAHUE DRIVE || AUBURN, AL 36830 || AUBURNTIGERS.COM || @AUBURNWBB

2018-19 SCHEDULE/RESULTS

2-0, 0-0 SEC

DATE	OPPONENT	TIME/TV/RESULT
Nov. 6	GRAMBLING STATE	W 97-48
Nov. 9	1-NICHOLLS STATE	W 80-59
Nov. 11	1-at New Mexico	3 pm
Nov. 13/15	1-TBD	TBD
Nov. 18	1-WNIT Championship	CBSSN TBD
Nov. 25	LOUISIANA-LAFAYETTE	+ 2 pm
Nov. 28	at Xavier (La.)	6 pm
Dec. 2	2-OKLAHOMA	SECN 3 pm
Dec. 6	at St. Joseph's	ESPN+ 6 pm
Dec. 16	SAMFORD	+ 2 pm
Dec. 18	3-vs. Coastal Carolina	7:30 pm
Dec. 20	3-vs. North Carolina	5:30 pm
Dec. 22	at Elon	1 pm
Dec. 29	ALABAMA STATE	+ Noon
Jan. 3	*TENNESSEE	+ 6 pm
Jan. 6	*at Florida	SECN Noon
Jan. 10	*at Alabama	+ 7 pm
Jan. 14	*MISSISSIPPI STATE	SECN 6 pm
Jan. 17	*at Vanderbilt	+ 7 pm
Jan. 24	*TEXAS A&M	SECN 7:30 pm
Jan. 27	*at Missouri	+ 2 pm
Jan. 31	*at Ole Miss	+ 7 pm
Feb. 3	*GEORGIA	SECN 2 pm
Feb. 7	*KENTUCKY	+ 6 pm
Feb. 10	*at Arkansas	SECN 1 pm
Feb. 14	*at Tennessee	+ 6 pm
Feb. 17	*ALABAMA	SECN 3 pm
Feb. 24	*MISSOURI	+ 2 pm
Feb. 28	*SOUTH CAROLINA	+ 6 pm
Mar. 3	*at LSU	+ 2 pm
Mar. 6-10	SEC Tournament	Greenville
Mar. 22-25	NCAA First Round	TBD
M29-A1	NCAA Regionals	TBD
Apr. 5-7	Women's Final Four	Tampa

All times Central. Home Games in **BOLD CAPS**.

1 - Preseason WNIT (Campus sites)

2 - SEC/Big 12 Challenge

3 - Carolinas Challenge (Myrtle Beach, S.C.)

+ = SEC Network+ / ESPN3.com

AUBURN ATHLETICS COMMUNICATIONS

KIRK SAMPSON Associate AD

..... kirk@auburn.edu

WES TODD Assistant Director/WBB Contact

..... wlt0006@auburn.edu

..... C: 334-750-5682

Web..... AuburnTigers.com

Twitter..... @AuburnWBB

Facebook..... /AuburnWBB

Instagram..... @AuburnWBB

Office Phone..... (334) 844-9800



GAME

3

at New Mexico (1-0)

Sunday, Nov. 11, 2018 • 3 p.m. CT
Preseason WNIT - Quarterfinal



Site Albuquerque, N.M.
 Venue Dreamstyle Arena-The Pit (15,411)
 TV Mountain West Network
 Radio WTGZ 93.9 FM (Brit Bowen, J.J. Jackson)
 Audio Webcast AuburnTigers.com
 Live Stats GoLobos.com
 Twitter @AuburnWBB
 Series Record Auburn leads 1-0
 in Albuquerque First meeting
 Last Meeting #10 Auburn 69, New Mexico 41 (Jan. 3, 1986, in Honolulu, Hawaii)

GAMEDAY BREAKDOWN


AUBURN TIGERS

Rankings..... AP: NR | Coaches: NR
 2018-19 Record 2-0
 SEC 0-0
 Home 2-0
 Away 0-0
 Neutral 0-0
 Streak W2
 Head Coach Terri Williams-Flournoy
 Record at AU (Yrs.) 104-91 (7th)
 Overall Record (Yrs.) 247-195 (15th)
 Record vs. New Mexico 0-0

NEW MEXICO LOBOS

Rankings..... AP: NR | Coaches: NR
 2018-19 Record 1-0
 Mountain West 0-0
 Home 1-0
 Away 0-0
 Neutral 0-0
 Streak W1
 Head Coach Mike Bradbury
 Record at New Mexico (Yrs.) 41-26 (3rd)
 Overall Record (Yrs.) 219-143 (12th)
 Record vs. Auburn 0-0

AUBURN PROJECTED STARTERS




DAISA ALEXANDER
G • JR • 5-7
Decatur, Ga.

PPG: 16.5
RPG: 6.5
APG: 2.0



EMARI JONES
G • SR • 6-2
Chicago, Ill.

PPG: 14.0
RPG: 8.0
APG: 3.0




UNIQUE THOMPSON
F • SO • 6-3
Theodore, Ala.

PPG: 10.0
RPG: 11.5
APG: 1.0



CRYSTAL PRIMM
G • R-JR • 5-11
West Palm Beach, Fla.

PPG: 11.5
RPG: 4.0
APG: 2.0



JANIAH MCKAY
G • SR • 5-6
Gainesville, Fla.

PPG: 15.0
RPG: 2.5
APG: 8.5

OFF THE BENCH

No.	Pos.	Name	Ht.	Year	PPG	RPG	Hometown
1	G	Robyn Benton	5-9	Fr.	12.5	1.0	Conyers, Ga.
2	G	Brooke Moore*	5-7	Fr.	--	--	McDonough, Ga.
3	G	Erica Sanders*	5-10	Sr.	--	--	San Antonio, Texas
4	F	Abigayle Jackson	6-3	So.	5.0	5.5	Little Rock, Ark.
10	F	Kiyae' White	6-2	R-Fr.	2.5	2.0	Macungie, Pa.
24	F/G	Erin Howard	6-1	Fr.	1.0	2.5	Madison, Wis.
35	F	Natalie Kelly	6-3	Fr.	1.0	1.0	Albany, La.

*out/injured

Head Coach: Terri Williams-Flournoy

Assistants: Ty Evans, Adrian Walters, Clarisse Garcia

#WarEagle
#TeamOfExcellence



AuburnTigers.com



@AuburnWBB | @AuburnTigers
@AUCoachFlo



/AuburnWBB
/AuburnTigers

TEAM SCHEDULE AND MEDIA AVAILABILITY >> NOVEMBER 5-11 (times Central unless noted otherwise)

MONDAY November 5	TUESDAY November 6	WEDNESDAY November 7	THURSDAY November 8	FRIDAY November 9	SATURDAY November 10	SUNDAY November 11
PRACTICE 3-6 p.m. Auburn Arena	GAME 5:30 Auburn vs. Grambling	PRACTICE 5:30-7:30 p.m. Auburn Arena	PRACTICE 3-6 p.m. Auburn Arena	GAME 6:00 Auburn vs. Nicholls State (WNIT)	TRAVEL to Albuquerque, N.M.	GAME 3:00 Auburn at New Mexico (WNIT)
	Interviews postgame	VB vs. Missouri 8 p.m		Interviews Postgame		

AUBURN ATHLETICS COMMUNICATIONS

QUICK FACTS

AUBURNTIGERS.COM

For updated game notes, statistics and all the latest information on Auburn basketball and gameday activities, go to AuburnTigers.com.

INTERVIEW POLICIES

- Coach Williams-Flournoy, assistant coaches and selected athletes are available for phone and personal interviews by contacting Wes Todd in the athletic communications office.
- Following home games, interviews with Coach Flo and selected players will be conducted in the media room following a 10-minute cooling-off period. Visiting coaches and players, if requested, will be available first.
- Interviews following road contests will be conducted in accordance with the home team's media policies.
- Practices are generally closed to the public, but media may cover practice with advance notice.**

CREDENTIALS

Anyone wishing to cover Auburn women's basketball should contact Wes Todd in the communications office at least one day in advance in order to make the proper arrangements. Game credentials will be held at media will call, located inside the scholarship entrance at Auburn Arena. Parking passes are not needed, except for men's/ women's doubleheaders.

GAME DAY SERVICES

Notes for both teams and flip cards will be provided prior to the game. Stats will be distributed at halftime and after the game. Wireless internet is available in the Arena.

VIDEO SERVICES

FTP feeds of selected Auburn basketball highlights are available for the media. A number of studio and satellite services may be arranged for electronic media by calling War Eagle Productions at 334-750-4345.

PHOTO SERVICES

For photos of Auburn women's basketball or anything pertaining to Auburn Athletics, contact Wade Rackley at 334-750-6907 or via email at wwr0004@auburn.edu.

COMMUNICATIONS STAFF

- Wes Todd Women's Basketball contact
cell: 334-750-5682
email: wlt0006@auburn.edu
- Grant Keith Student assistant/WBB
email: gak0005@auburn.edu
- Kirk Sampson Associate AD
cell: 334-750-1385
email: sampska@auburn.edu

GENERAL INFORMATION

Location..... Auburn, Ala.
Founded1856
Enrollment.....29,776
Nickname Tigers
Colors..... Burnt Orange and Navy Blue
Facility (Capacity) Auburn Arena (9,121)
President Dr. Steven Leath
Director of Athletics Allen Greene
Sr. Assoc. AD/SWA..... Monique Holland

WOMEN'S BASKETBALL HISTORY

First Year of Women's Basketball1971
All-Time Record (Years)..... 915-469 (48th)
All-Time SEC Record (since 1981) 227-229
All-Time Home Record 426-113
at Auburn Arena (since 2010)..... 79-42
NCAA Tournament Appearances..... 20
Last NCAA App./Result..... 2017 - First Round
SEC Regular-Season Championships 5
..... 1981, 1987, 1988, 1989, 2009
SEC Tournament Championships..... 4
..... 1981, 1987, 1990, 1997

COACHING & SUPPORT STAFF

Head Coach..... Terri Williams-Flournoy
Alma Mater, Year Penn State, 1991
Overall Record247-195 (.559) / 15th year
Auburn Record 104-91 (.533) / 7th year
Associate Head Coach (Year at Auburn)..... Ty Evans (7th)
Alma Mater, Year Wisconsin-Whitewater (1995)
Assistant Coach (Year at Auburn)Adrian Walters (7th)
Alma Mater, Year St. Francis (Pa.) (1987)
Assistant Coach (Year at Auburn)Clarisse Garcia (3rd)
Alma Mater, Year Villanova (2007)
Strength & Conditioning CoachClaus Souza
Director of Basketball Operations Bianca Webb
Director of Basketball Services Justin Peak
Athletic Trainer..... Catherine Gordon
Grad. Student Mgrs Anthony Evans, Rebecca Walthall

GAMEDAY EXPERIENCE: AUBURN ARENA

>> Auburn Arena is in its ninth season as home of Auburn Basketball. The Tigers are 79-42 since moving to the Arena in 2010-11. The facility seats 9,121 for basketball and also hosts Auburn volleyball and gymnastics.



TEAM INFORMATION

2017-18 Record14-15
2017-18 SEC Record 5-11
SEC Finish..... 10th
Starters Returning/Lost4/1
Letterwinners Returning/Lost 6/6
Squad Members Returning..... 2
Newcomers..... 4

AUBURN TIGERS SPEED CHART

Overall: 2-0 SEC: 0-0

Head Coach: Terri Williams-Flournoy (7th Season)

Daisa Alexander - DAY-zha
Emari Jones - e-MAR-ee
Janiah McKay - jah-NYE-uh

Kiyae' White - kye-YAY
Terri Williams-Flournoy - Fluh-NOY

			Pts	Reb	Stl	Ast	Blk	
0	DAISA ALEXANDER G • 5-8 • Jr. • Decatur, Ga. • Southwest DeKalb HS	Season High	20	8	2	3	-	<ul style="list-style-type: none"> • 2018 SEC All-Defensive Team • Career-high 8 rebs vs. Grambling • AU's 2nd-leading scorer in '18 (14.2 ppg) • Led SEC in steals in '18 (2.8/game) • Career-high 25 pts at Indiana (12/3/17)
		Career High	25	8	7	6	2	
		PPG	RPG	APG	FG	3FG	FT	
		18-19	16.5	6.5	2.0	.500	.273	
1	ROBYN BENTON G • 5-9 • Fr. • Conyers, Ga. • Greater Atlanta Christian	Season High	16	1	3	3	1	<ul style="list-style-type: none"> • 16 pts in Auburn debut vs. Grambling (11/6) • No. 17 national overall prospect, No. 6 guard • 1st-team all-state, GHSA POY as junior • Sister of fmr. UT football player Inky Johnson
		Career High	16	1	3	3	1	
		PPG	RPG	APG	FG	3FG	FT	
		18-19	12.5	1.0	1.5	.500	.364	
2	BROOKE MOORE G • 5-7 • Fr. • McDonough, Ga. • Henry County HS	Season High	-	-	-	-	-	<ul style="list-style-type: none"> • Out until late November with injury • No. 42 national overall prospect; No. 11 guard • GHSA Player of the Year as senior • 3x AJC Player of the Year • Avg. 22.3 pts, 4.0 ast, 3.0 stls as HS senior
		Career High	-	-	-	-	-	
		PPG	RPG	APG	FG	3FG	FT	
		18-19	-	-	-	-	-	
3	ERICA SANDERS G • 5-10 • Sr. • San Antonio, Texas • Johnson HS	Season High	-	-	-	-	-	<ul style="list-style-type: none"> • Out for 6-8 weeks with knee injury • Played in 20 games in 17-18 • Career-high 6 steals vs. LA Tech (11/19/17) • Defensive specialist, could also play PG
		Career High	9	7	6	5	1	
		PPG	RPG	APG	FG	3FG	FT	
		18-19	-	-	-	-	-	
4	ABIGAYLE JACKSON F • 6-3 • So. • Little Rock, Ark. • Little Rock Central HS	Season High	6	6	-	1	1	<ul style="list-style-type: none"> • 6 pts, 6 reb off bench vs. Nicholls • Played 28 games in '18, started 12 • Led AU with 22 blocks in '18 • 2.0 ppg, 1.7 rpg as a freshman • #1 HS player in Arkansas in class of '17
		Career High	13	7	3	1	3	
		PPG	RPG	APG	FG	3FG	FT	
		18-19	5.0	5.5	1.0	.800	-	
5	EMARI JONES G • 6-0 • Sr. • Chicago, Ill. • Shawnee CC	Season High	15	8	2	3	1	<ul style="list-style-type: none"> • 28 pts, 16 rebs in first two games of season • Avg. 5.0 pts, 3.2 rebs as junior • Career-high 18 pts vs. Florida (12/31/17) • NJCAA All-American, national leading scorer at Shawnee CC in '16 (742 pts.)
		Career High	18	8	3	3	2	
		PPG	RPG	APG	FG	3FG	FT	
		18-19	14.0	8.0	3.0	.393	.286	
10	KIYAE' WHITE F • 6-2 • R-Fr. • Macungie, Pa. • Emmaus HS	Season High	3	4	0	2	-	<ul style="list-style-type: none"> • 3 pts, 4 rebs, 2 asts in Auburn debut vs. Gram. • Redshirted '17-18 while rehabbing knee injury • #20 forward, 3-star by ESPN HoopGurlz • Leading rebounder at Emmaus HS
		Career High	3	4	0	2	-	
		PPG	RPG	APG	FG	3FG	FT	
		18-19	2.5	2.0	2.0	.400	-	
20	UNIQUE THOMPSON F • 6-3 • So. • Theodore, Ala. • Faith Academy	Season High	14	13	4	1	2	<ul style="list-style-type: none"> • 2018 SEC All-Freshman Team; 2x SEC FOW • Preseason All-SEC Second Team • D-D (14 pts/13 rebs) in opener vs. Grambling • 8 career double-doubles in 29 games • Career-high 29 pts at ULL (12/8/17)
		Career High	29	16	4	3	6	
		PPG	RPG	APG	FG	3FG	FT	
		18-19	10.0	11.5	1.0	.625	-	
23	CRYSTAL PRIMM G • 5-11 • R-Jr. • West Palm Beach, Fla. • Duke	Season High	15	4	5	4	-	<ul style="list-style-type: none"> • 15 pts, 4 rebs in Auburn debut vs. Grambling • Career-high 5 steals vs. Nicholls • Redshirted '17-18 after transfer from Duke • Played 33 gms as soph at Duke in '16-17 • Avg. 2.5 pts, 1.6 rebs as sophomore
		Career High	15	6	5	4	-	
		PPG	RPG	APG	FG	3FG	FT	
		18-19	11.5	4.0	2.0	.588	.000	
24	ERIN HOWARD F/G • 6-1 • Fr. • Madison, Wis. • Madison East HS	Season High	2	3	2	1	1	<ul style="list-style-type: none"> • Ranked No. 21 forward nationally • USA Today All-Wisconsin 1st team • Avg. 17.4 pts, 11.1 rebs, 3.9 assists as senior • 1st AU player from state of Wisconsin
		Career High	2	3	2	1	1	
		PPG	RPG	APG	FG	3FG	FT	
		18-19	1.0	2.5	0.5	.167	.000	
33	JANIAH MCKAY G • 5-6 • Sr. • Gainesville, Fla. • Gainesville HS	Season High	16	3	3	10	2	<ul style="list-style-type: none"> • Preseason All-SEC Second Team • 2nd career D-D (16p/10a) vs. Grambling • Led AU in points (16.6), assists (4.4) in '18 • AU's top free throw shooter (82.8% in '18)
		Career High	29	8	6	13	2	
		PPG	RPG	APG	FG	3FG	FT	
		18-19	15.0	2.5	8.5	.550	.500	
35	NATALIE KELLY F • 6-3 • Fr. • Albany, La. • Albany HS	Season High	1	1	-	-	-	<ul style="list-style-type: none"> • Ranked as No. 38 post player nationally • Avg. 17.1 pts, 12.1 reb, 3.3 stls as HS junior • 2x all-metro selection (Baton Rouge)
		Career High	1	1	-	-	-	
		PPG	RPG	SPG	FG	3FG	FT	
		18-19	1.0	1.0	-	-	-	

Inside the Matchup

Auburn vs. New Mexico **1-0 (1,000)**

In Auburn: 0-0
 --At Auburn Arena: 0-0
 In Albuquerque: 0-0
 Neutral Sites: 1-0
 Trend: Auburn won the only previous meeting
 Jan. 3, 1986 W 69-41 Honolulu, Hawaii

Auburn Women's Basketball Quick Hitters

- This is the second meeting between Auburn and New Mexico; the Tigers defeated the Lobos 69-41 in 1986
- Auburn is playing in the state of New Mexico for the first time
- Auburn is 4-3 all-time against current members of the Mountain West Conference
- Auburn is playing in the Preseason WNIT for the first time
- The Tigers scored at least 80 points in each of their first two games; Auburn scored 80 points just twice all last season
- The Tigers scored 97 points against Grambling (11/6), the most of the Coach Flo era and the highest total since scoring 119 vs. Sam Houston State in 2008
- Under Coach Flo, Auburn is 4-0 when scoring at least 90 points and 25-1 when scoring at least 80 points
- Six Auburn players scored in double-figures vs. Grambling; the first time Auburn has done that since 2008 vs. Sam Houston State
- Janiah McKay (16 pts/10 assists) and Unique Thompson (14 pts/13 rebs) both had double-doubles in the season-opening win over Grambling; Thompson now has 8 double-doubles in 29 career games
- McKay moved up to 23rd all-time in scoring at Auburn with 14 points vs. Nicholls; she now has 1,229 points
- McKay is 6-for-6 at the free-throw line so far in 2018-19; she shot 82.8% (130-157) at the line last season and made 20 straight at one point
- Daisa Alexander leads Auburn in scoring through two games with 15.5 points/game; scored 20 vs. Nicholls
- Emari Jones has scored in double-digits and pulled down 8 rebounds in each of the first two games
- Auburn is 69-29 in non-conference games under Terri Williams-FLOURNOY and has won 15 out of their last 16 at home
- The Tigers have won eight consecutive non-conference games dating back to last season
- Auburn is 137-39 all-time in the month of November; Coach Flo is 29-12 in November at Auburn
- Auburn returns four starters and six letterwinners from the 2017-18 squad that finished 14-15 overall (5-11 SEC)
- Auburn finished the 2017-18 season ranked No. 2 in the nation in steals/game (13.2) and No. 3 in turnovers forced (22.9)
- Senior guard Janiah McKay and sophomore forward Unique Thompson were named Preseason All-SEC (2nd team)
- McKay is Auburn's leading returner in scoring (16.6 ppg), assists (4.4/game) and minutes played (32.3/game)
- Thompson averaged 11.5 ppg last year and recorded 7 double-doubles, tying DeWanna Bonner for the Auburn freshman record; she was named to the All-SEC Freshman Team
- Junior guard Daisa Alexander averaged 14.2 ppg last season and led the SEC with 2.8 steals/game; she was named to the SEC All-Defensive Team
- Auburn's 2018-19 freshman class was ranked the No. 13 signing class in the nation by ESPN HoopGurlz
- Coach Terri Williams-FLOURNOY is in her seventh season at Auburn, her 15th as a head coach, and her 27th overall in college coaching
- In SEC preseason polls, Auburn was picked to finish 8th by both the media and the league's coaches
- Auburn is 39-9 all-time in season openers and 27-3 when opening the season at home

Moving On Up (Auburn Career Milestone Watch) . . .

- **Janiah McKay** is 23rd in career points scored with 1,229; needs 15 to tie for 22nd (Blanche Alverson, 1,244)
- **Janiah McKay** is 10th in career assists with 331; needs 55 to tie for 9th (Debra Larkin, 386)
- **Janiah McKay** is 7th in career free throws made with 315; needs 25 to tie for 6th (Becky Jackson, 340)
- **Janiah McKay** is 9th in career free throw percentage (.764); 8th is Helene Baroody (.767), 7th is Brenda Hill (.768)
- **Coach Terri Williams-FLOURNOY** needs three wins for 250 in her head coaching career

Inside the Numbers



CATEGORY	AUBURN	NEW MEXICO
Points Per Game	88.5	82.0
Scoring Margin	+35.0	+31.0
Field Goal %	49.3%	43.7%
Opp. Field Goal %	31.5%	29.0%
3 pt Field Goal %	28.3%	30.4%
Opp. 3FG %	30.8%	33.3%
Rebounds	47.5	47.0
Opp. Rebounds	27.0	40.0
Rebound Margin	+20.5	+7.0
Turnovers	17.0	17.0
Opp. Turnovers	22.0	24.0
Steals	14.5	15.0
Opp. Steals	8.5	10.0
Blocks	5.5	16.0
Opp. Blocks	0.0	0.0

INDIVIDUAL CATEGORY LEADERS

Auburn	New Mexico
Daisa Alexander - 16.5.....Points.....	Aisia Robertson - 17.0
Unique Thompson - 11.5.....Rebounds.....	Shaiquel McGruder - 13.0
Janiah McKay - 8.5.....Assists.....	Aisia Robertson - 9.0
Janiah McKay - 3.0.....Steals.....	Shaiquel McGruder - 4.0
Unique Thompson - 2.0.....Blocks.....	Nike McClure - 6.0
Daisa Alexander - 33.0.....Minutes Played.....	Jayla Everett - 29.0
Crystal Primm - .588.....Field Goal Percentage.....	Jaisa Nunn - .714
Janiah McKay - .500.....3-Point Percentage.....	Aisia Robertson - .500
(four players) - 1.000.....Free-Throw Percentage.....	Jayla Everett - 1.000

OPENING TIP

- » Auburn looks to continue its run in the Preseason WNIT on Sunday as the Tigers travel to Albuquerque, N.M., to face New Mexico. Game time is 3 p.m. CT at The Pit.
- » Auburn won its first-round WNIT matchup and improved to 2-0 with an 80-59 victory over Nicholls State Friday night at Auburn Arena.
- » New Mexico defeated Texas State 82-51 in their first-round WNIT game Friday, which was also the Lobos' first game of the season.

LAST TIME OUT

- » Auburn jumped out to a big early lead and had another strong offensive performance Friday night in an 80-59 win over Nicholls State in the first round of the Preseason Women's NIT.
- » It was Auburn's second-straight game scoring at least 80 points; the Tigers scored 80 or more just twice all of last season. Despite a cold fourth quarter, Auburn shot 45.1% from the field and made 12-of-13 free throws.
- » Daisa Alexander led Auburn with 20 points while also racking up five rebounds and two steals. Emari Jones added 15 points and pulled down 8 rebounds for the second straight game along with three assists and two steals. Jannah McKay finished with 14 points and seven assists. And Unique Thompson scored six points and pulled down a game-high 10 rebounds to go along with four steals and two blocks while playing just 24 minutes.
- » Auburn jumped out to a 9-0 lead in the first two minutes and had another 9-0 run in the first quarter to take a 23-10 lead after 10 minutes. Nicholls took advantage of an Auburn cold stretch in the second to cut the lead to as few as seven points, but the Tigers took a 37-26 lead to the break.

UP NEXT

- » The winner of Sunday's game will play the winner of Iowa State/Northern Illinois. Date, time and location are to be determined.
- » The loser of Sunday's game will play the loser of one of the other three WNIT quarterfinal games on Nov. 16 or 17. Date, time and location are to be determined.

AN AUBURN WIN WOULD...

- » Give Auburn a 3-0 start to the season.
- » Advance Auburn to the WNIT semifinals.
- » Be Auburn's ninth straight non-conference win.
- » Improve Auburn's record against opponents from the Mountain West Conference to 5-3.

MORE ABOUT THE PRESEASON WNIT

- » Auburn is playing in the Preseason Women's NIT for the first time this season.
- » The Tigers are part of a field that includes Delaware, Hartford, Iowa State, Marquette, Miami, Montana State, Morgan State, New Mexico, Niagara, Nicholls State, Northern Illinois, Northern Iowa, Stephen F. Austin, Texas State and Yale.
- » First-round games take place Nov. 8-9 with second-round games on Nov. 11. Dates, times and locations of upcoming games will be announced after each round is completed. Each team in the tournament is guaranteed three games.
- » The championship game is Sunday, Nov. 18, at 3:30 p.m. CT and will be televised on CBS Sports Network.

AUBURN-NEW MEXICO SERIES

- » This is the second meeting all-time between Auburn and New Mexico. The Tigers defeated the Lobos 69-41 on Jan. 3, 1986, in Honolulu, Hawaii.
- » Sunday's game will be Auburn's first in the state of New Mexico. This will be the 36th different state in which Auburn women's basketball has played (along with Washington, D.C.; Puerto Rico; The Bahamas; and the U.S. Virgin Islands).
- » Auburn will be playing a road game at a Mountain West Conference opponent for the first time. The Tigers previously played at Nevada and UNLV, but it was while both schools were members of the WAC.

SCOUTING NEW MEXICO

- » New Mexico is 1-0 after an opening 82-51 win over Texas State Friday night in their opening-round WNIT game.
- » The Lobos won 25 games and advanced to the postseason WNIT last season. New Mexico was picked to finish fifth in the Mountain West this season.
- » Jaisa Nunn averaged a double-double last season with 17.0 points and a league-leading 10.2 rebounds per game. In their opener vs. Texas State, Nunn had 14 points and 3 rebounds in just 18 minutes of action.
- » Aisia Robertson led New Mexico with 17 points, and Shaiquel McGruder led the Lobos with 13 rebounds in the Texas State win.
- » Last year, the Lobos averaged 80.4 points per game to lead the Mountain West. UNM also made 319 3-pointers to rank 11th in the NCAA.

SCOUTING AUBURN

- » Auburn returns four starters (Daisa Alexander, Emari Jones, Jannah McKay, Unique Thompson) and two other letterwinners (Abigayle Jackson & Erica Sanders) from its 2017-18 team that finished 14-15 overall, 5-11 in SEC play.
- » The Tigers' incoming freshman class was ranked No. 13 by ESPN HoopGurlz and included two top-50 prospects in Robyn Benton (#17 overall; #6 guard) and Brooke Moore (#42 overall; #11 guard).
- » Senior point guard Jannah McKay is the Tigers' leading returning scorer for the second straight season after averaging 16.6 ppg last season. She was also Auburn's leader in assists (4.4/game) and minutes played (32.3/game). She led the Tigers in scoring 16 times last season and enters her senior season 24th on the Auburn scoring list with 1,199 career points.
- » Sophomore forward Unique Thompson looks to build on a stellar freshman campaign that saw her named to the SEC All-Freshman Team. She averaged 11.5 points and a team-best 8.4 rebounds, which led all SEC freshmen. Thompson recorded 7 double-doubles last season, tying DeWanna Bonner for the Auburn freshman record.
- » Junior Daisa Alexander had a breakout sophomore season where she scored 14.2 points/game and led the SEC with 2.8 steals/game, earning a nod to the SEC All-Defensive Team.
- » Senior Emari Jones started 16 games last season, averaging 5.0 points. She transferred to Auburn prior to the 2016-17 season after a year at Shawnee CC in Ullin, Ill., where she was the nation's leading junior college scorer with 746 points in 2015-16.

BALANCED SCORING RETURNS

- » For the first time since 2008, Auburn had six players finish in double-figures in the Tigers' 97-48 win over Grambling on Nov. 6.
- » Junior Jannah McKay and freshman Robyn Benton

SEC STANDINGS & SCHEDULE

	<i>(thru games of Nov. 9)</i>					
	SEC Games			All Games		
	W	L	Pct.	W	L	Pct.
AUBURN	0	0	.000	2	0	1.000
Mississippi St.	0	0	.000	2	0	1.000
Alabama	0	0	.000	1	0	1.000
Arkansas	0	0	.000	1	0	1.000
Georgia	0	0	.000	1	0	1.000
Kentucky	0	0	.000	1	0	1.000
LSU	0	0	.000	1	0	1.000
Missouri	0	0	.000	1	0	1.000
Texas A&M	0	0	.000	1	0	1.000
Ole Miss	0	0	.000	1	1	.500
South Carolina	0	0	.000	0	0	.000
Tennessee	0	0	.000	0	0	.000
Florida	0	0	.000	0	1	.000
Vanderbilt	0	0	.000	0	2	.000

Tuesday, Nov. 6

Auburn 97, Grambling 48
 Gardner-Webb 60, Florida 58
 LSU 66, Sam Houston State 52
 Ole Miss 60, Norfolk State 42
 Mississippi State 88, SEMO 53
 Missouri 89, Western Illinois 64
 North Alabama 74, Vanderbilt 71

Wednesday, Nov. 7

Kentucky 87, Alabama State 35
 Texas A&M 65, Rice 54
 Alabama 88, Southeastern Louisiana 40

Friday, Nov. 9

Auburn 80, Nicholls State 59
 Arkansas 98, Northwestern State 53
 Georgia 67, St. Bonaventure 40
 Mississippi State 72, Virginia 44
 Middle Tennessee 65, Vanderbilt 58
 IUPUI 66, Ole Miss 58

Sunday, Nov. 11

Auburn at New Mexico
 Florida at Florida State
 Winthrop at Georgia
 Southern at Kentucky
 Northern Colorado at LSU
 South Carolina at Alabama State
 Presbyterian at Tennessee
 Jacksonville at Texas A&M

Monday, Nov. 12

Austin Peay at Vanderbilt

Tuesday, Nov. 13

Alabama at Utah
 Missouri State at Missouri

Wednesday, Nov. 14

Arkansas at UT-Arlington
 Georgia at UCLA
 Temple at Ole Miss
 UNC Asheville at Tennessee
 Texas A&M at Syracuse

Associated Press Top 25

(Preseason: Oct. 31)

Rk	Team	Record	Prev
1	Notre Dame (32)	0-0	5
2	Connecticut	0-0	1
3	Oregon	0-0	6
4	Baylor	0-0	2
5	Louisville	0-0	3
6	Mississippi State	0-0	4
7	Stanford	0-0	15
8	Oregon State	0-0	13
9	Maryland	0-0	16
10	South Carolina	0-0	7
11t	Tennessee	0-0	12
11t	Texas	0-0	8
13	Iowa	0-0	NR
14	Georgia	0-0	18
15	DePaul	0-0	NR
16	Missouri	0-0	17
17	NC State	0-0	21
18	Syracuse	0-0	NR
19	Marquette	0-0	NR
20	Texas A&M	0-0	14
21	Duke	0-0	20
22	South Florida	0-0	19
23	Arizona State	0-0	NR
24	California	0-0	NR
25	Miami	0-0	NR

Also receiving votes: Minnesota, West Virginia, UCLA, Central Michigan, Nebraska, Florida State, Michigan, Boise State, Buffalo, Virginia Tech, Belmont, Virginia, TCU, Drake, Green Bay, Duquesne.

USA TODAY Coaches' Top 25

(Preseason - Nov. 1)

Rk	Team	Record	Prev
1	Notre Dame (30)	0-0	1
2	Connecticut (2)	0-0	3
3	Oregon	0-0	5
4	Louisville	0-0	4
5	Baylor	0-0	9
6	Mississippi State	0-0	2
7	Stanford	0-0	13
8	Texas	0-0	10
9	Oregon State	0-0	8
10	Maryland	0-0	18
11	South Carolina	0-0	6
12	Tennessee	0-0	17
13	Georgia	0-0	19
14	Missouri	0-0	22
15	DePaul	0-0	23
16	NC State	0-0	16
17	Iowa	0-0	NR
18	Syracuse	0-0	NR
19	Marquette	0-0	NR
20	Duke	0-0	12
21t	South Florida	0-0	24
21t	Texas A&M	0-0	11
23	UCLA	0-0	7
24	Miami	0-0	NR
25	West Virginia	0-0	NR

Also receiving votes: Arizona State, Michigan, Florida State, California, Central Michigan, **LSU**, Kansas, Florida Gulf Coast, Minnesota, Washington, Drake, **North Carolina**, Illinois, Quinnipiac, Villanova, Green Bay, Jacksonville, Ohio State, Little Rock, Duquesne, **Florida**, **Kentucky**, Buffalo, Gonzaga, Michigan State, **Alabama State**, Boise State, Houston, Idaho, Princeton, Central Florida, Southern California.

led the way with 16 points, followed by junior Crystal Primm (15), sophomore Unique Thompson (14), and junior Daisa Alexander and senior Emari Jones (13).

» The last time Auburn had at least six players score 10+ points, seven players did it against Sam Houston State on Dec. 5, 2008, when the Tigers set a school record with 119 points. That night, it was KeKe Carrier (19), DeWanna Bonner (18), Alli Smalley (16), Whitney Boddie (13), Reneisha Hobbs (13), Chantel Hilliard (13) and Sherell Hobbs (13).

OFFENSIVE EXPLOSION

» With 97 points in the season-opening win over Grambling, Auburn hit the 90-point plateau for the fourth time in the Coach Flo era and the first since scoring 92 on Nov. 17, 2014 - also against Grambling.

» Under Coach Flo, Auburn is 4-0 when scoring at least 90 points and 25-1 when scoring at least 80 points.

» Auburn's total of 177 points through two games are its most since 1999.

SEEING DOUBLE

» For the first time since 2015, Auburn had two players record a double-double in the same game as Unique Thompson and Janiah McKay each had one against Grambling.

» Thompson picked up where she left off in 2017-18 with her eighth career double-double, notching 14 points and 13 rebounds. And McKay earned the second of her career with 16 points and 10 assists.

» The last time two Auburn players had a double-double in the same game was Dec. 13, 2015, at Marquette, when Tra'cee Tanner (13 pts/12 rebs) and Brandy Montgomery (24 pts/12 rebs) did so.

TURNING UP THE PRESSURE

» Auburn ranked No. 2 in the nation in steals (13.2/game) and No. 3 in turnovers forced (22.9) for the 2017-18 season.

» Last year, the Tigers forced at least 20 turnovers in 23 of 29 games last year, including 10 games with at least 25 opponent turnovers. Auburn was 8-2 last year and has won 26 of its last 29 when forcing at least 25 turnovers.

» Auburn's season high of turnovers forced last year was 35 against ULM, which tied for the second-most by Auburn under Coach Flo and the eighth-most in program history.

» Last season, 24 of 29 Auburn opponents were held at or below their season scoring average.

» Auburn forced 24 turnovers against Nicholls State on Nov. 9, including 18 steals, and turned those into 29 points.

PRESEASON HONORS

» Auburn senior Janiah McKay and sophomore Unique Thompson were selected to the Preseason All-SEC Second Team by the league's coaches.

» The Tigers were picked to finish eighth in the SEC by both the media and the coaches.

ON THIS DATE

» Auburn is 3-0 all-time on Nov. 11. The Tigers have wins over Detroit (2007), Mercer (2011) and Troy (2016) on this date.

IN NOVEMBER

» Auburn is 137-39 all-time in the month of November (records begin in 1978-79 season, not all dates provided prior to or during that year).

» Under Coach Flo, the Tigers are 29-12 in

November.

NEW FACES

» Auburn welcomes four newcomers to the roster for 2018-19, all freshmen.

» Joining the Tigers this season are Robyn Benton (G, 5-9, Conyers, Ga.); Brooke Moore (G, 5-7, McDonough, Ga.); Erin Howard (G/F, 6-1, Madison, Wis.); and Natalie Kelly (F, 6-3, Albany, La.).

» The Tigers' 2018-19 freshman class was rated the No. 13 signing class in the country by ESPN HoopGurlz.

» Redshirt junior G Crystal Primm (West Palm Beach, Fla.) is eligible this season after sitting out last year under NCAA transfer rules. She transferred to Auburn from Duke in the summer of 2017 and has two years of eligibility.

» Redshirt freshman Kiyae' White (Macungie, Pa.) will be in action this season after sitting out last year while rehabbing an injury.

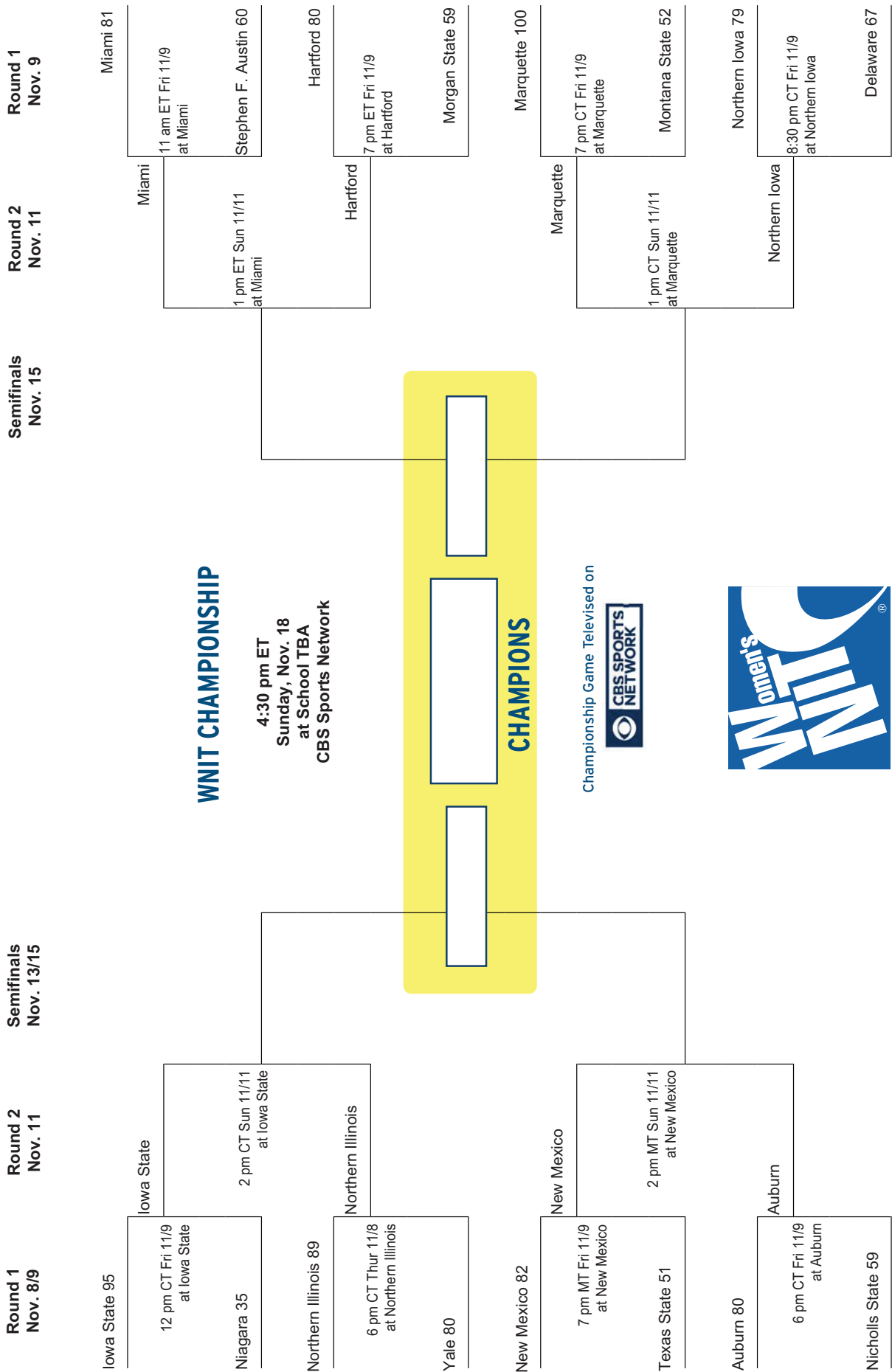
TIGERS IN THE PROS

» DeWanna Bonner completed her ninth season in the WNBA in 2018, all with the Phoenix Mercury, after taking the 2017 season off for the birth of her twins.

Bonner had one of her best pro seasons, averaging 17.3 points, 7.2 rebounds and 3.2 assists while starting all 34 games. She was a beast in the 2018 playoffs, averaging 24.0 points and 11.1 rebounds in seven postseason games. Bonner was named the Associated Press' WNBA Comeback Player of the Year.

» Brandy Montgomery is playing in Europe for her second season, currently on the roster of Luxembourg side Etzella Ettelbruck. Last year, she played for Visby in Sweden, averaging 16.3 points, 5.1 rebounds and 1.8 assists while helping her team to the league semifinals.

2018 Women's National Invitation Tournament
PRESEASON WNIT BRACKET
 Produced by  **TRIPLE CROWN**



All game times are according to host school's time zone.

Auburn Career Record Updates

Auburn Career Scoring

No.	Player	Years	Points
1.	DeWanna Bonner	2005-09	2,162
2.	Becky Jackson	1980-84	2,068
3.	Vickie Orr	1985-89	2,035
4.	Marianne Merritt	1975-79	1,979
5.	Carolyn Jones	1988-91	1,831
6.	Natasha Brackett	2001-05	1,716
7.	Brandy Montgomery	2013-17	1,644
8.	Mae Ola Bolton	1984-88	1,616
9.	Alli Smalley	2007-11	1,601
10.	Angie Hannah	1978-82	1,583
11.	Tyrese Tanner	2010-14	1,515
12.	Le'Coë Willingham	1999-03	1,475
13.	Lori Monroe	1979-83	1,415
14.	Tasha Hamilton	1997-01	1,402
15.	Sherell Hobbs	2005-09	1,372
16.	Linda Godby	1986-90	1,365
17.	Tra'Cee Tanner	2012-16	1,327
18.	Debra Larkin	1981-85	1,310
19.	C.C. Hayden	1989-92	1,306
20.	Katie Frerking	2013-17	1,271
21.	Conswella Sparrow	1997-00	1,249
22.	Blanche Alverson	2009-13	1,244
23.	Janiah McKay	2015-present	1,229
24.	Brenda Hill	1981-85	1,222
25.	Monique Morehouse	1992-96	1,191
26.	Lauretta Freeman	1989-93	1,188
27.	Hasina Muhammad	2001-15	1,184
	Sharon Stewart	1984-88	1,184
29.	Ruthie Bolton	1985-89	1,176
30.	Tiffany Krantz	1996-00	1,136

Auburn Career Steals

No.	Player	Years	Steals
1.	Mae Ola Bolton	1985-88	282
2.	Kristen Mulligan	1993-96	253
3.	Ruthie Bolton	1986-89	246
4.	Debra Larkin	1982-85	242
5.	Helene Baroody	1984-87	240
6.	Katie Frerking	2013-17	234
7.	Sherell Hobbs	2005-09	231
8.	Hasina Muhammad	2011-15	223
9.	DeWanna Bonner	2005-09	208
10.	Natasha Brackett	2001-05	202
--	Janiah McKay	2015-present	160

Auburn Career Free Throws

No.	Player	Years	FTs
1.	DeWanna Bonner	2005-09	600
2.	Carolyn Jones	1988-91	438
3.	Tyrese Tanner	2010-14	376
4.	Conswella Sparrow	1997-00	346
	Le'Coë Willingham	1999-04	346
6.	Becky Jackson	1980-84	340
7.	Janiah McKay	2015-present	315
	Vickie Orr	1985-89	307
9.	Marianne Merritt	1975-79	305
10.	Tasha Hamilton	1997-01	296

Auburn Career Assists

No.	Player	Years	Assists
1.	Whitney Boddie	2005-09	603
2.	Renae Halbrooks	1978-82	593
3.	Helene Baroody	1983-87	587
4.	Kristen Mulligan	1992-96	551
5.	Ruthie Bolton	1985-89	526
6.	Martha Monk	1979-81	525
7.	Chantel Tremiere	1987-91	490
8.	Tiffany Krantz	1996-2000	414
9.	Debra Larkin	1981-85	386
10.	Janiah McKay	2015-present	331
11.	Samantha Williams	1991-96	323
12.	Nicole Louden	2001-05	311
13.	Katie Frerking	2013-17	307
14.	Alli Smalley	2007-11	303
15.	Morgan Toles	2009-11	267
16.	Najat Ouardad	2011-13	259
17.	Cindy Sagrera	1981-84	254
18.	Mae Ola Bolton	1984-88	252
19.	Nitasha Brown	2002-06	236
20.	DeWanna Bonner	2005-09	226
21.	Tasha Hamilton	1997-2001	219
22.	Angie Hannah	1978-82	214
23.	Lynn Stevenson	1987-91	212
24.	LaRita Spencer	1999-2001	209
25.	Terryland Robinson	1989-93	207
	Diann McNeil	1984-88	202
27.	Justine Agbatan	1995-98	201
28.	Nancy Derrick	2000-04	200
	Sherell Hobbs	2005-09	200
30.	Tamela McCorvey	2006-08	189

Auburn Career Free-Throw Pct. (min 150 att.)

No.	Player	Years	Pct. (FT-FTA)
1.	Carolyn Jones	1988-91	.810 (438-541)
2.	Kristen Mulligan	1992-96	.796 (191-240)
3.	DeWanna Bonner	2005-09	.795 (600-777)
4.	Laticia Morris	1995-97	.787 (233-296)
5.	Whitney Boddie	2005-09	.777 (219-282)
6.	Linda Godby	1986-90	.774 (185-239)
7.	Brenda Hill	1982-83	.768 (208-271)
8.	Helene Baroody	1983-87	.767 (155-202)
9.	Janiah McKay	2015-present	.765 (315-412)
10.	Patrena Scruggs	1987-89	.749 (128-171)

TIGERS' RECORD WHEN...

	2018-19	Under Coach Flo
At Home.....	2-0	63-29
On the Road	0-0	25-49
At a Neutral Site	0-0	16-13
When wearing white	2-0	63-23
When wearing orange	0-0	5-10
When wearing blue	0-0	32-54
When wearing pink	0-0	4-4
Leading at the half	2-0	82-18
Trailing at the half.....	0-0	22-68
Tied at the half.....	0-0	0-5
Scores 100+ points.....	0-0	0-0
Scores 90-99 points	1-0	4-0
Scores 80-89 points	1-0	21-1
Scores 70-79 points	0-0	31-6
Scores 60-69 points	0-0	34-18
Scores fewer than 60 points	0-0	14-66
Holds opponent to 41-50 points.....	1-0	27-3
Holds opponent to 31-40 points.....	0-0	6-0
Holds opponent to under 30 points	0-0	2-0
Force 25 or more turnovers.....	0-0	44-8
Shoots 50% FG or better	1-0	28-2
Shoots 40-49% FG	1-0	53-21
Shoots 39.9% or under FG.....	0-0	22-69
Holds opponent under 30% FG	1-0	23-2
Shoots higher FG% than opponent.....	2-0	86-20
Shoots lower FG% than opponent.....	0-0	18-66
Shoots same FG% as opponent.....	0-0	0-3
Shoots higher FT% than opponent.....	1-0	43-33
Shoots lower FT% than opponent.....	1-0	60-58
Shoots same FT% as opponent	0-0	0-1
Out-rebounds opponent	2-0	65-25
Out-rebounded by opponent.....	0-0	35-65
Tied in rebounds	0-0	3-2
Versus ranked opponent	0-0	4-41
In overtime	0-0	3-4
Games decided by 3 points or less	0-0	7-13
Games decided by 4-5 points	0-0	10-13
Games decided by 6-10 points	0-0	25-24
Games decided by 11-20 points	0-0	29-26
Games decided by 21-30 points.....	1-0	22-9
Games decided by 30+ points.....	1-0	11-6
On Television/Digital.....	2-0	51-61
In November.....	2-0	29-12
In December	0-0	32-8
In January	0-0	13-34
In February.....	0-0	19-26
In March	0-0	11-11

2018-19 Auburn Superlatives...

First Half

Most points scored in the first quarter.....	26, vs. Grambling (11/6/18)
Most points scored in the second quarter.....	18, vs. Grambling (11/6/18)
Most points scored in the first half	44, vs. Grambling (11/6/18)
Fewest points scored in the first half.....	37, vs. Nicholls State (11/9/18)
Fewest points allowed in the first half.....	20, vs. Grambling (11/6/18)
Most points allowed in the first half	26, vs. Nicholls State (11/9/18)
Best FG % in the first half500, vs. Grambling (11/6/18) and vs. Nicholls State (11/9/18)
Worst FG % in the first half	
Best FG % by an opponent in the first half.....	.308, vs. Nicholls State (11/9/18)
Worst FG % by an opponent in the first half242, vs. Grambling (11/6/18)
Most rebounds in the first half.....	28, vs. Grambling (11/6/18)
Fewest rebounds in the first half.....	21, vs. Nicholls State (11/9/18)
Most rebounds by an opponent in the first half.....	14, vs. Grambling (11/6/18)
Fewest rebounds by an opponent in the first half	10, vs. Nicholls State (11/9/18)

Second Half

Most points scored in the third quarter.....	27, vs. Nicholls State (11/9/18)
Most points scored in the fourth quarter.....	29, vs. Grambling (11/6/18)
Most points scored in an overtime period.....	
Most points scored in the second half	53, vs. Grambling (11/6/18)
Fewest points scored in the second half.....	43, vs. Nicholls State (11/9/18)
Fewest points allowed in the second half.....	28, vs. Grambling (11/6/18)
Most points allowed in the second half	33, vs. Nicholls State (11/9/18)
Best FG % in the second half564, vs. Grambling (11/6/18)
Worst FG % in the second half414, vs. Nicholls State (11/9/18)
Best FG % by an opponent in the second half444, vs. Nicholls State (11/9/18)
Worst FG % by an opponent in the second half280, vs. Grambling (11/6/18)
Most rebounds in the second half	25, vs. Grambling (11/6/18)
Fewest rebounds in the second half.....	21, vs. Nicholls State (11/9/18)
Most rebounds by an opponent in the second half.....	18, vs. Nicholls State (11/9/18)
Fewest rebounds by an opponent in the second half	12, vs. Grambling (11/6/18)

Game

Most points scored	97, vs. Grambling (11/6/18)
Fewest points scored.....	80, vs. Nicholls State (11/9/18)
Most points allowed	59, vs. Nicholls State (11/9/18)
Fewest points allowed.....	48, vs. Grambling (11/6/18)
Best FG %.....	.535, vs. Grambling (11/6/18)
Worst FG %451, vs. Nicholls State (11/9/18)
Best FG % by an opponent.....	.377, vs. Nicholls State (11/9/18)
Worst FG % by an opponent259, vs. Grambling (11/6/18)
Most rebounds.....	53, vs. Grambling (11/6/18)
Fewest rebounds	42, vs. Nicholls State (11/9/18)
Most rebounds by an opponent.....	28, vs. Nicholls State (11/9/18)
Fewest rebounds by an opponent	26, vs. Grambling (11/6/18)

Miscellaneous

Highest-scoring quarter.....	29, 4Q vs. Grambling (11/6/18)
Lowest-scoring quarter	14, 2Q vs. Nicholls State (11/9/18)
Highest-scoring opponent quarter	17, 3Q vs. Nicholls State (11/9/18)
Lowest-scoring opponent quarter.....	5, 2Q vs. Grambling (11/6/18)
Largest margin in a single quarter	+17 (29-12), 4Q vs. Grambling (11/6/18)
Largest margin of victory.....	49, vs. Grambling (11/6/18)
Smallest margin of victory	21, vs. Nicholls State (11/9/18)
Largest margin of defeat.....	
Smallest margin of defeat	
Largest halftime lead	24, vs. Grambling (11/6/18)
Smallest halftime lead	11, vs. Nicholls State (11/9/18)
Times tied at halftime.....	
Largest halftime deficit.....	
Smallest halftime deficit	
Largest rebounding margin.....	+27, vs. Grambling (11/6/18)
Smallest rebounding margin.....	+14, vs. Nicholls State (11/9/18)
Last time tied in rebounding.....	
Largest rebounding deficit.....	
Smallest rebounding deficit.....	
Largest deficit overcome to win game	
Largest lead lost.....	

MISCELLANEOUS STATISTICS

Double-Doubles	Season	Career
Unique Thompson	1	8
Janiah McKay	1	2

30+ Point Games

Season	Career
20+ Point Games	Season Career
Daisa Alexander	1 7
Janiah McKay	0 17
Unique Thompson	0 3

10+ Rebound Games

Season	Career
Unique Thompson	2 13

10+ Assist Games

Season	Career
Janiah McKay	1 2

5+ Steal Games

Season	Career
Crystal Primm	1 1
Janiah McKay	0 5
Daisa Alexander	0 2
Erica Sanders	0 1

5+ Block Games

Season	Career
Unique Thompson	0 1

GAMES LED AUBURN IN...

Scoring	Season	Career
Janiah McKay	1	29
Daisa Alexander	1	8
Robyn Benton	1	1
Unique Thompson	0	5

Rebounding

Season	Career
Unique Thompson	2 21
Emari Jones	0 3
Daisa Alexander	0 2
Abigayle Jackson	0 2
Janiah McKay	0 2
Erica Sanders	0 2

Assists

Season	Career
Janiah McKay	2 54
Erica Sanders	0 5
Unique Thompson	0 2
Daisa Alexander	0 1
Emari Jones	0 1

(includes games where lead was shared)

2018-19 DOUBLE-DOUBLES

Unique Thompson vs. Grambling (14 pts, 13 reb)
Janiah McKay vs. Grambling (16 pts, 10 ast)

Last Time an Auburn Team...

Scored 90 points	Auburn 97, Grambling State 48, in Auburn, Ala. (Nov. 6, 2018)
Scored 100 points	Auburn 119, Sam Houston State 54, in Auburn, Ala. (Dec. 5, 2008)
Scored 100 points in an SEC game	Auburn 102, Tennessee 96, SEC Tournament in Albany, Ga. (Mar. 6, 1987)
Scored 100 at home	Auburn 119, Sam Houston State 54, in Auburn, Ala. (Dec. 5, 2008)
Scored 80 points and lost	Virginia Tech 92, Auburn 87 [OT] in Auburn, Ala. (Dec. 18, 2016)
Scored 90 points and lost	Kentucky 91, Auburn 90 [2OT], in Auburn, Ala. (Feb. 2, 1986)
Scored 100 points and lost	Never
Scored 110+ points	Auburn 119, Sam Houston State 54, in Auburn, Ala. (Dec. 5, 2008)
Scored 50-59 points in a half	53 - 2nd half vs. Grambling State (Nov. 6, 2018)
Scored 60 or more points in a half	62 (2nd half) - vs. Drake in New Orleans, La. (Dec. 21, 2016)
Scored 30 or more points in a quarter	30 (4th quarter) - vs. Florida in Auburn, Ala. (Dec. 31, 2017)
Scored 50 points or less in a game	48 - at Kentucky in Lexington, Ky. (Feb. 1, 2018)
Scored 50 points or less and won	Auburn 47, Missouri 45 [SEC] in Jacksonville, Fla. (March 3, 2016)
Scored 40 points or less in a game	Georgia 63, Auburn 30, in Athens, Ga. (Jan. 28, 2016)
Scored less than 10 points in a quarter	9 points (3rd quarter) vs. Tennessee [SEC] in Nashville, Tenn. (March 1, 2018)
Scored less than 20 points in a 1st half	16 points vs. Missouri in Auburn, Ala. (Feb. 15, 2018)
Scored less than 20 points in a 2nd half	18 points vs. Missouri [SEC] in Jacksonville, Fla. (March 3, 2016)
Had 35+ rebound margin	36 - (52-16) vs. Alabama A&M in Normal, Ala. (Nov. 19, 2013)
Had 25+ rebound margin	33 - (53-26) vs. Grambling State in Auburn, Ala. (Nov. 6, 2018)
Had 20+ rebound margin	33 - (53-26) vs. Grambling State in Auburn, Ala. (Nov. 6, 2018)
Attempted 30 free throws	33 - vs. Southeastern Louisiana in Auburn, Ala. (Dec. 19, 2017)
Attempted 35 free throws	35 - vs. Florida A&M in Auburn, Ala. (Nov. 28, 2009)
Attempted 40 free throws	41 - vs. Alabama State in Auburn, Ala. (Nov. 15, 2006)
Attempted 5 free throws or less	5 - vs. Tennessee [SEC] in Nashville, Tenn. (March 1, 2018)
Did not attempt a free throw	Never
Made 20 free throws	20 - vs. Alabama in Auburn, Ala. (Jan. 28, 2018)
Made 25 free throws	29 - vs. South Carolina (29-38) in Auburn, Ala. (Feb. 17, 2008)
Made 30 free throws	31 - vs. Northwestern State (31-43) (Dec. 30, 2003)
Had 25 assists	25 - vs. Ole Miss in Auburn, Ala. (Jan. 8, 2017)
Had 25 turnovers	25 - at Kentucky in Lexington, Ky. (Feb. 1, 2018)
Had 10 turnovers or less	8 - vs. Vanderbilt in Auburn, Ala. (Feb. 12, 2018)
Had 25+ steals	Never
Had 20-24 steals	21 - vs. ULM in Auburn, Ala. (Nov. 29, 2017)
Had 15-19 steals	18 - vs. Nicholls State in Auburn, Ala. (Nov. 9, 2018)
Had 10-14 blocks	10 - vs. Louisiana Tech in Auburn, Ala. (Nov. 19, 2017)
Had 15+ blocks	15 - at Florida International in Miami, Fla. (Dec. 29, 2014)
Won an overtime game	Auburn 71, Arkansas 60 [1OT] in Auburn, Ala. (Jan. 24, 2016)
Lost an overtime game	Alabama 63, Auburn 61 [1OT] in Auburn, Ala. (Feb. 20, 2017)
Played a double overtime game	Auburn 70, Alabama 65 [2OT] in Auburn, Ala. (Feb. 27, 2014)
Played three or more overtimes	Never
Shot 70% for a half	70.6% (24-of-34) vs. Florida A&M in Auburn, Ala. (Dec. 15, 2013)
Shot 60% for a game	61.8% (34-for-55) vs. Alabama (Jan. 22, 2009)
Shot less than 30% for a game	27.6% (21-of-76) vs. Missouri in Auburn, Ala. (Feb. 15, 2018)
Shot 90-99.9% from the free throw line (minimum 10 attempts)	92.3% (12-of-13) vs. Nicholls State in Auburn, Ala. (Nov. 9, 2018)
Shot 100% from the free throw line (minimum 10 attempts)	100% (16-of-16) vs. Texas A&M in Auburn, Ala. (Jan. 7, 2018)
Shot 50% on 3-pointers (minimum 5 attempts)	55.6% (5-of-9) vs. Alabama in Auburn, Ala. (Jan. 28, 2018)
Shot 20-30% in a half	20.0% (6-of-30), 2nd half vs. Vanderbilt in Auburn, Ala. (Feb. 12, 2018)
Shot less than 20% in a half	18.4% (7-of-38), 1st half vs. Missouri in Auburn, Ala. (Feb. 15, 2018)
Shot 55% or better and lost	58.1%, (25-of-43) vs. Tennessee (Jan. 20, 2005)
Made at least 10 3-point field goals	11-of-21 at Florida in Gainesville, Fla. (Jan. 1, 2017)
Failed to make a 3-point field goal	0-of-5 vs. Southern in Auburn, Ala. (Dec. 9, 2017)
Had 60+ rebounds	61 - vs. Stephen F. Austin in Auburn, Ala. (Dec. 17, 2007)
Had 50-59 rebounds	53 - vs. Grambling State in Auburn, Ala. (Nov. 6, 2018)
Defeated a Top-25 opponent	Auburn 80, #16 Florida 58, in Auburn, Ala. (Feb. 14, 2016)
Defeated a Top-10 opponent	Auburn 66, #7 Kentucky 61, in Auburn, Ala. (Jan. 3, 2016)
Defeated a Top-25 opponent on the road	Auburn 68, #16 Vanderbilt 62, in Nashville, Tenn. (Feb. 13, 2014)

Last Time an Auburn Player...

Scored 25 points	25 - Janiah McKay at Mississippi State in Starkville, Miss. (Feb. 22, 2018)
Scored 30 points	32 - Katie Frerking at Texas A&M in College Station, Texas (Feb. 5, 2017)
Scored 35 points	35 - DeWanna Bonner vs. Tennessee (Jan. 25, 2009)
Scored 40 points	41 - Conswella Sparrow vs. South Alabama (Feb. 17, 1998)
Had 10 rebounds	10 - Unique Thompson vs. Nicholls State in Auburn, Ala. (Nov. 9, 2018)
Had 15 rebounds	16 - Unique Thompson at Virginia Tech in Blacksburg, Va. (Nov. 13, 2017)
Had 20 rebounds	20 - Monique Morehouse at LSU (Feb. 4, 1995)
Had 10 assists	10 - Janiah McKay vs. Grambling State (Nov. 6, 2018)
Had 15 assists	18 - Martha Monk vs. Alabama State (Feb. 18, 1981)
Had 5 blocks	6 - Unique Thompson vs. Louisiana Tech in Auburn, Ala. (Nov. 19, 2017)
Had 7 blocks	7 - Jassany Williams vs. Duke (Nov. 18, 2011)
Had 10 blocks	13 - Marita Payne vs. Arkansas (Feb. 3, 2005)
Had 5 steals	5 - Crystal Primm vs. Nicholls State in Auburn, Ala. (Nov. 9, 2018)
Had 8 steals	8 - Brandy Montgomery vs. East Carolina in Auburn, Ala. (Dec. 5, 2015)
Had 10 steals	10 - Kristen Mulligan vs. Northeast Illinois in Auburn, Ala. (Dec. 18, 1992)
Made 10 field goals	10 - Janiah McKay (10-20) vs. Tennessee [SEC] in Nashville, Tenn. (March 1, 2018)
Made 15 field goals	15 - Conswella Sparrow (15-16) vs. South Alabama (Feb. 17, 1998)
Attempted 20 field goals	20 - Janiah McKay (10-20) vs. Tennessee [SEC] in Nashville, Tenn. (March 1, 2018)
Attempted 25 field goals	28 - Brandy Montgomery (8-28) at Marquette in Milwaukee, Wis. (Dec. 13, 2015)
Made 5 three-point field goals	5 - Brandy Montgomery vs. Ole Miss in Auburn, Ala. (Jan. 8, 2017)
Made 8 three-point field goals	8 - Tiffany Krantz vs. Troy State in Auburn, Ala. (Nov. 21, 1997)
Attempted 10 three-point field goals	10 - Brandy Montgomery vs. Virginia Tech in Auburn, Ala. (Dec. 18, 2016)
Attempted 15 three-point field goals	16 - Brandy Montgomery at Marquette in Milwaukee, Wis. (Dec. 13, 2015)
Made 10 free throws	11 - Janiah McKay (11-12) vs. LSU in Auburn, Ala. (Feb. 8, 2018)
Made 15 free throws	Never
Shot 100% at the free throw line (min. 10 attempts)	11-11 - Janiah McKay vs. Texas A&M in Auburn, Ala. (Jan. 7, 2018)

SEC PRESEASON POLL (Media Vote)**Order of Finish**

- Mississippi State
- South Carolina
- Tennessee
- Georgia
- Missouri
- Texas A&M
- Kentucky
- Auburn
- LSU
- Alabama
- Arkansas
- Florida
- Vanderbilt
- Ole Miss

Player of the Year

Teaira McCowan, Mississippi State

All-SEC Team

Caliya Robinson, Georgia
Anriel Howard, Mississippi State
Teaira McCowan, Mississippi State
Sophie Cunningham, Missouri
Alexis Jennings, South Carolina
Rennia Davis, Tennessee
Chennedy Carter, Texas A&M

SEC PRESEASON POLL (Coaches' Vote)**Order of Finish**

- Mississippi State
- South Carolina
- Georgia
- Tennessee
- Missouri
- Texas A&M
- Kentucky
- Auburn
- LSU
- Alabama
- Arkansas
- Florida
- Vanderbilt
- Ole Miss

Player of the Year

Teaira McCowan, Mississippi State

All-SEC First Team

Caliya Robinson, Georgia
Maci Morris, Kentucky
Anriel Howard, Mississippi State
Teaira McCowan, Mississippi State
Sophie Cunningham, Missouri
Tyasha Harris, South Carolina
Rennia Davis, Tennessee
Chennedy Carter, Texas A&M

All-SEC Second Team

Malica Monk, Arkansas
Janiah McKay, Auburn
Unique Thompson, Auburn
Taylor Murray, Kentucky
Ayana Mitchell, LSU
Shandricka Sessom, Ole Miss
Amber Smith, Missouri
Alexis Jennings, South Carolina
Evina Westbrook, Tennessee

Had a double-double.....Unique Thompson (14 p/13 r) & Janiah McKay (16 p/10 a) vs. Grambling State (Nov. 6, 2018)

Had 2 consecutive double-doubles..... Unique Thompson: 18/10 vs. Southern; 10/11 vs. SE La. (Dec. 9-18, 2017)
Had 3 consecutive double-doubles..... Unique Thompson: 29/12 at ULL; 18/10 vs. Southern, 10/11 vs. SE La. (Dec. 8-18, 2017)
Had 4 consecutive double-doubles..... DeWanna Bonner: vs. SC, at OM, at UGA, vs. Vandy (Feb. 17-28, 2008)
Had 5 consecutive double-doubles..... Le'Coe Willingham: vs. ALA, at ARK, vs. MSU, at UT, at UK (Jan. 22-Feb. 5, 2004)
Had a double-double at halftime..... Unique Thompson (10 pts/10 rebs) vs. Louisiana Tech in Auburn, Ala. (Nov. 19, 2017)

Two players had a double-double.....Unique Thompson (14 p/13 r) & Janiah McKay (16 p/10 a) vs. Grambling State (Nov. 6, 2018)

Scored 20 points & had 20 rebounds..... Lauretta Freeman (30 pts/21 rebs.) vs. Alabama, (Feb. 17, 1993)
Had a triple-double..... Whitney Boddie (24 pts./11 rebs./12 ast.) vs. Sam Houston State (Dec. 5, 2008)
Two players scored 20 points..... Janiah McKay (23) and Unique Thompson (20) vs. LSU in Auburn, Ala. (Feb. 8, 2018)
Two players scored 30 points..... Laticia Morris (33 points) & Tara Williams (30 points) vs. South Alabama (Jan. 14, 1997)
Had 2 straight 25-point games..... Janiah McKay: 27 at South Carolina, 26 vs. Arkansas (Jan. 11-14, 2018)
Had 3 straight 25-point games..... Janiah McKay: 25 pts vs. Texas A&M, 27 pts at South Carolina, 26 pts vs. Arkansas (Jan. 7-14, 2018)
Zero players scored in double figures..... at Georgia in Athens, Ga. (Jan. 28, 2016)
Only one player scored in double figures..... Daisa Alexander (22) at Georgia in Athens, Ga. (Jan. 21, 2018)

Five players scored in double figures.....McKay/Benton (16), Primm (15), Thompson (14), Alexander/Jones (13) vs. Grambling (Nov. 6, 2018)**Six players scored in double figures.....McKay/Benton (16), Primm (15), Thompson (14), Alexander/Jones (13) vs. Grambling (Nov. 6, 2018)**

Seven players scored in double figures..... Carrier (19 pts.), Bonner (18 pts.), Smalley (16 pts.), Boddie (13 pts.), R. Hobbs (13 pts.), Hilliard (13 pts.) & S. Hobbs (10 pts.) vs. Sam Houston State (Dec. 5, 2008)
Two players had 10 rebounds..... Tra' Cee Tanner (12) and Brandy Montgomery (12) at Marquette (Dec. 13, 2015)
Three players had 10 rebounds..... Jordan Greenleaf (12 rebs.), DeWanna Bonner (12 rebs.) & Whitney Boddie (10 rebs.) vs. Oakland (Nov. 21, 2007)
Played every minute..... Jordan Greenleaf (40 mins.) vs. Florida in Duluth, Ga. [SEC] (Mar. 4, 2010)
Played 40 or more minutes in OT game..... Katie Frerking (40 mins.) vs. Alabama in Auburn, Ala. (Feb. 20, 2017)
Attempted a slam dunk..... Hasina Muhammad vs. St. John's in Auburn, Ala. (Dec. 6, 2013)
Made a shot from half-court or beyond..... Janiah McKay (2nd quarter) vs. Tennessee [SEC] in Nashville, Tenn. (March 1, 2018)

Last Time an Auburn Opponent...

Shot less than 30% in a game (SEC)..... Florida - 25.5% (13-of-51) in Gainesville, Fla. (Feb. 28, 2016)

Shot less than 30% in a game (Non-conf)..... Grambling State - 25.9% (15-of-58) in Auburn, Ala. (Nov. 6, 2018)

Shot 60% in a game..... Vanderbilt - 60.4% in Nashville, Tenn. [SEC] (Mar. 5, 2004)
Scored 90 points..... Virginia Tech 92, Auburn 87 [OT] in Auburn, Ala. (Dec. 18, 2016)
Scored 100 points..... Georgia 102, Auburn 72 in Athens, Ga. (Mar. 3, 1984)
Scored 100 points at Auburn..... Tuskegee 105, Auburn 98 (2OT) (Feb. 12, 1979)
Scored 100 points and Lost..... Never
Had 25+ rebound margin..... Never
Had a 20+ rebound margin..... 20 - Alabama (56-36) in Auburn, Ala. (Feb. 20, 2017)

Scored less than 10 points in a quarter..... 5 - Grambling State (2nd quarter) in Auburn, Ala. (Nov. 6, 2018)

Scored less than 10 points in all four quarters..... Winthrop (9-8-8-8) in Auburn, Ala. (Dec. 16, 2015)
Scored 30 or more points in a quarter..... 30 - South Carolina (1st quarter) in Columbia, S.C. (Jan. 11, 2018)
Scored less than 10 points in a half..... 8 - Jacksonville (1st half) in Auburn, Ala. (Dec. 28, 2016)
Scored less than 20 points in a 1st half..... 18 - Southeastern La. in Auburn, Ala. (Dec. 19, 2017)
Scored less than 20 points in a 2nd half..... 19 - Florida in Auburn, Ala. (Dec. 31, 2017)

Had 50 rebounds..... 56 - Alabama in Auburn, Ala. (Feb. 20, 2017)

Had 25 assists..... 25 - Florida International in Miami, Fla. (Dec. 19, 1993)

Had 25-29 turnovers..... 25 - Ole Miss in Auburn, Ala. (Feb. 25, 2018)

Had 30-34 turnovers..... 30 - XULA in Auburn, Ala. (Dec. 28, 2017)

Had 35+ turnovers..... 35 - ULM in Auburn, Ala. (Nov. 27, 2017)

Had 15 steals..... 15 - East Carolina in Auburn, Ala. (Dec. 5, 2015)

Had 10 blocks..... 11 - at Baylor [NCAA] in Waco, Texas (March 20, 2016)

Failed to make a 3-point field goal..... LSU (0-6) in Baton Rouge, La. (Feb. 1, 2016)

Attempted 35 free throws..... 35 - Florida in Gainesville, Fla. (Feb. 28, 2016)

Made 30 free throws..... 30 - Arkansas (Jan. 22, 1995)

Made 10 three-point field goals..... 14 - South Carolina in Auburn, Ala. (Jan. 5, 2017)

Made 15 three-point field goals..... 18 - Missouri in Columbia, Mo. (Jan. 6, 2013)

Scored 41-50 points in a game..... 48 - Grambling State in Auburn, Ala. (Nov. 6, 2018)

Scored 31-40 points in a game..... 40 - Georgetown in Nashville, Tenn. (Nov. 24, 2017)

Scored 30 points or less..... 26 - Georgia in Athens, Ga. (Feb. 22, 2015)

Scored 25 points or less..... 25 - Puerto Rico Mayaguez (Dec. 17, 2000)

Last Time an Opposing Player...

Scored 30+ points (non-conference)..... 30 - Nina Davis of Baylor [NCAA] in Waco, Texas (March 20, 2016)

Scored 30+ points (SEC)..... 33 - Morgan Eye of Missouri in Columbia, Mo. (Jan. 6, 2013)

Scored 35+ points..... 38 - Lindsay Shearer of Kent State in Kent, Ohio (Nov. 20, 2005)

Attempted 25 field goals..... 27 - Jantel Lavender (9-27) of Ohio State (Nov. 23, 2008)

Scored 20 points & had 20 rebounds..... Young of Baylor in the WNIT Championship Game, (20 pts./25 rebs.) (Apr. 4, 2003)

Two players scored 20 points..... Chennedy Carter (23) and Danni Williams (20) of Texas A&M in College Station, Texas (Feb. 4, 2018)

Three players scored 20 points..... by LSU in Baton Rouge, Chatman (22 pts), Johnson (21 pts) & Lowery (20 pts) (Jan. 12, 1991)

Five players scored in double figures..... Lorenzen (10), Needles (11), Lewis (10), Williams (11), Copeland (12) of Florida (Jan. 4, 2015)

Six players scored in double figures..... Williams (10), Lewis (13), Bonds (18), Peoples (10), Miller (12), Svete (12) of Florida (Jan. 26, 2014)

Recorded a double-double..... Cassidy Barrios (20 pts/11 rebs) of Nicholls State in Auburn, Ala. (Nov. 9, 2018)

Recorded a double-double with points and assists..... Tyasha Harris (12 pts/11 ast) of South Carolina in Columbia, S.C. (Jan. 11, 2018)

Recorded a triple-double..... Ceira Ricketts (14 pts./13 rebs./12 ast.) of Arkansas (Jan. 18, 2009)

Two players recorded a double-double..... Wilson (19 pts/11 reb) & Harris (12 pts/11 ast) of South Carolina in Columbia, S.C. (Jan. 11, 2018)

Committed 10+ turnovers..... 12 - Amber Dixon of Louisiana Tech in Auburn, Ala. (Nov. 19, 2017)

Had 15-19 rebounds..... 18 - by Teaira McCowan of Mississippi State in Starkville, Miss. (Feb. 22, 2018)

Had 20+ rebounds..... 20 - Caitlyn Ramirez of Troy in Auburn, Ala. (Nov. 11, 2016)

Had 10 assists..... 11 - Tyasha Harris of South Carolina in Columbia, S.C. (Jan. 11, 2018)

Had 15 assists..... 16 - Cindy McMahan of Alabama-Huntsville (Nov. 24, 1980)

Had 5 blocks..... 5 - Ashley Knight of Alabama in Tuscaloosa, Ala. (Feb. 18, 2018)

Had 10 blocks..... Never

Had 5 steals..... 5 - Taylor Murray of Kentucky in Lexington, Ky. (Feb. 1, 2018)

Made 15 field goals..... 15 - Charmique Holdscraw (15-21) of Tennessee (Feb. 1, 1998)

Made 10 3-point field goals..... 11 - Morgan Eye (11-18) of Missouri in Columbia, Mo. (Jan. 6, 2013)

2018-19 Auburn Individual Highs...**First Half**

Points.....	12, Daisa Alexander vs. Nicholls State (11/9/18)
Field Goals Made.....	4, Daisa Alexander vs. Nicholls State (11/9/18)
Field Goal Attempts.....	7, Emari Jones vs. Grambling (11/6/18)
3-Point Field Goals Made	2, Emari Jones vs. Grambling (11/6/18)
3-Point Field Goal Attempts	5, Emari Jones vs. Grambling (11/6/18)
Free Throws Made	4, Unique Thompson vs. Grambling (11/6/18)
Free Throws Attempted	6, Unique Thompson vs. Grambling (11/6/18)
Rebounds	6, 2x; last, Unique Thompson vs. Nicholls State (11/9/18)
Assists	5, 2x; last, Janiah McKay vs. Nicholls State (11/9/18)
Blocked Shots.....	2, Janiah McKay vs. Grambling (11/6/18)
Steals	3, Unique Thompson vs. Nicholls State (11/9/18)

Second Half

Points.....	12, Robyn Benton vs. Grambling (11/6/18)
Field Goals Made.....	5, Robyn Benton vs. Grambling (11/6/18)
Field Goal Attempts.....	9, Emari Jones vs. Nicholls State (11/9/18)
3-Point Field Goals Made	2, Robyn Benton & Janiah McKay vs. Grambling (11/6/18)
3-Point Field Goal Attempts	5, Robyn Benton vs. Grambling (11/6/18)
Free Throws Made	2, 4x; last, three players vs. Nicholls State (11/9/18)
Free Throws Attempted	2, 5x; last, four players vs. Nicholls State (11/9/18)
Rebounds	7, Unique Thompson vs. Grambling (11/6/18)
Assists	5, Janiah McKay vs. Grambling (11/6/18)
Blocked Shots.....	2, 2x; last, Unique Thompson vs. Nicholls State (11/9/18)
Steals	5, Crystal Primm vs. Nicholls State (11/9/18)

Game

Points.....	20, Daisa Alexander vs. Nicholls State (11/9/18)
Field Goals Made.....	7, Daisa Alexander vs. Nicholls State (11/9/18)
Field Goal Attempts.....	15, Emari Jones vs. Nicholls State (11/9/18)
3-Point Field Goals Made	3, Robyn Benton vs. Grambling (11/6/18)
3-Point Field Goal Attempts	9, Emari Jones vs. Grambling (11/6/18)
Free Throws Made	4, 3x; last, McKay/Alexander vs. Nicholls State (11/9/18)
Free Throws Attempted	6, Unique Thompson vs. Grambling (11/6/18)
Rebounds	13, Unique Thompson vs. Grambling (11/6/18)
Assists	10, Janiah McKay vs. Grambling (11/6/18)
Blocked Shots.....	2, 3x; last, Unique Thompson vs. Nicholls State (11/9/18)
Steals	5, Crystal Primm vs. Nicholls State (11/9/18)

2018-19 Auburn Team Highs...**First Half**

Points.....	44 vs. Grambling (11/6/18)
Field Goals Made.....	16 vs. Grambling (11/6/18)
Field Goal Attempts.....	32 vs. Grambling (11/6/18)
3-Point Field Goals Made	3 vs. Grambling (11/6/18)
3-Point Field Goal Attempts	12 vs. Grambling (11/6/18)
Free Throws Made	9 vs. Grambling (11/6/18)
Free Throws Attempted	13 vs. Grambling (11/6/18)
Rebounds	28 vs. Grambling (11/6/18)
Assists	12 vs. Nicholls State (11/9/18)
Blocked Shots.....	3 vs. Grambling (11/6/18)
Steals	5 vs. Nicholls State (11/9/18)

Second Half

Points.....	53 vs. Grambling (11/6/18)
Field Goals Made.....	22 vs. Grambling (11/6/18)
Field Goal Attempts.....	41 vs. Nicholls State (11/9/18)
3-Point Field Goals Made	6 vs. Grambling (11/6/18)
3-Point Field Goal Attempts	16 vs. Grambling (11/6/18)
Free Throws Made	7 vs. Nicholls State (11/9/18)
Free Throws Attempted	8 vs. Nicholls State (11/9/18)
Rebounds	25 vs. Grambling (11/6/18)
Assists	16 vs. Grambling (11/6/18)
Blocked Shots.....	3, 2x; last vs. Nicholls State (11/9/18)
Steals	13 vs. Nicholls State (11/9/18)

Game

Points.....	97 vs. Grambling (11/6/18)
Field Goals Made.....	38 vs. Grambling (11/6/18)
Field Goal Attempts.....	71, 2x; last vs. Nicholls State (11/9/18)
3-Point Field Goals Made	9 vs. Grambling (11/6/18)
3-Point Field Goal Attempts	28 vs. Grambling (11/6/18)
Free Throws Made	12, 2x; last vs. Nicholls State (11/9/18)
Free Throws Attempted	17 vs. Grambling (11/6/18)
Rebounds	53 vs. Grambling (11/6/18)
Assists	24 vs. Grambling (11/6/18)
Blocked Shots.....	6 vs. Grambling (11/6/18)
Steals	18 vs. Nicholls State (11/9/18)
Turnovers Forced.....	24 vs. Nicholls State (11/9/18)

Specialty Statistics (Auburn-Opponent)

Opponent	Points in the Paint	Points off Turnovers	2nd-Chance Points	Fast-Break Points	Bench Points
Grambling	44-22	28-19	28-9	15-12	26-15
Nicholls State	36-22	29-11	11-2	12-6	17-10

Lead-Deficit Comparison

Opponent	Largest Lead	Largest Deficit	Lead Changes	Ties	Result
Grambling	49 (4th, 0:09)	4 (1st, 8:38)	1	0	W, 97-48
Nicholls State	29 (4th, 6:21)	--	0	0	W, 80-59

Scoring Breakdown

(Percentage of total points in parentheses)

Opponent	Front Court	Back Court	Sr.	Jr.	So.	Fr.	Starters	Bench
Grambling	40 (41.2)	57 (58.7)	29	28	18	22	71 (73.2)	26 (26.8)
Nicholls State	22 (27.5)	58 (72.5)	29	28	12	11	63 (78.8)	17 (21.2)

Comparison Statistics (Auburn/Opponent)

Opponent	1st	2nd	Score	Mar	Total FG	FG Pct	3-Pointers	3FG Pct	Free Throws	FT Pct	Reb.	Mar	Assist	TO	Blk	Stl	Fouls
Grambling	44/20	53/28	97-48	+49	38-71/15-58	.535/.259	9-28/3-15	.321/.200	12-17/15-20	.706/.750	53/26	+27	24/9	18/20	6/0	11/10	18/20
Nicholls State	37/26	43/33	80-59	+21	32-71/20-53	.451/.377	4-18/9-24	.222/.375	12-13/10-11	.923/.909	42/28	+14	19/16	16/24	5/0	18/7	17/14

Game-by-Game Leaders

	Points	Rebounds	Assists	Steals	Blocked Shots
Grambling	16-McKay/Benton	13-Unique Thompson	10-Janiah McKay	3-McKay/Benton	2-McKay/Thompson
Nicholls State	20-Daisa Alexander	10-Unique Thompson	7-Janiah McKay	5-Crystal Primm	2-Unique Thompson

2018-19 Starting Lineups

	Point Guard (1)	Wing (2)	Wing (3)	Wing (4)	Post (5)
Grambling	Janiah McKay	Daisa Alexander	Crystal Primm	Emari Jones	Unique Thompson
Nicholls State	Janiah McKay	Daisa Alexander	Crystal Primm	Emari Jones	Unique Thompson

Record by Starting Lineup

McKay, Alexander, Primm, Jones, Thompson
 2-0 (1.000)



Terri

WILLIAMS-FLOURNOY

Head Coach

Seventh Season at Auburn • 15th as a Head Coach • 27th Season in coaching

Hampton, Va. • Penn State, 1991

- **Has taken her teams to postseason appearances in eight of the last 10 years, including five NCAA Tournament appearances**
- **Led Auburn to 19 or more wins in three of her first five years**
- **Has had six players selected to All-SEC teams**
- **Auburn has forced an average of 20.0+ turnovers per game under Coach Flo**
- **Led Auburn to the postseason in four of her first five seasons, advancing to WNIT Quarterfinals in 2013 and Third Round in 2014, along with NCAA Tournament in 2016 and 2017**
- **Won her 100th game at Auburn on Feb. 8, 2018, defeating LSU 70-62**
- **Picked up her 200th career head coaching victory Dec. 5, 2015 at home vs. East Carolina**
- **Recorded her 400th career win as a collegiate coach in Auburn's 68-58 win over Hofstra on Dec. 9, 2012**
- **Tallied her 500th win as a player, assistant coach and head coach with 84-66 win over Western Kentucky in 2013 WNIT Second Round**
- **Picked up first SEC win in 50-47 win over #23 Arkansas in 2013**
- **Earned second win over ranked opponent at Auburn and snapped 21-game skid to #16 Vanderbilt with 68-62 win in Nashville on Feb. 13, 2014**
- **Picked up first top-10 win with a 66-61 victory over #7 Kentucky on Jan. 3, 2016**
- **Has 247 wins as a head coach and 251 as an assistant for a .615 winning percentage over 26 years as a collegiate coach**
- **Has been part of six conference championships and 20 post-season appearances as an assistant and head coach**
- **2010 Black Coaches Association Coach of the Year**
- **Served as an assistant coach for Team USA that won a gold medal at the 2011 World University Games in Shenzhen, China**
- **Coached teams to 14 NCAA Tournament appearances, nine as an assistant and five as a head coach**
- **Has coached 24 players that have gone on to the professional ranks, including seven in the WNBA**
- **As an assistant, helped coach Georgia to an NCAA Final Four appearance and two NCAA Elite Eight appearances**
- **Coached three Georgetown players to three all-conference honors and one All-America award**
- **Has a 586-346 record in 31 seasons as a head coach, assistant coach and player**
- **Helped coach Georgetown to a Big East title in 1992**
- **As an assistant coach at Southwest Missouri State, helped the team to two straight NCAA Tournaments and two consecutive Missouri Valley Conference Tournament titles**

All-time record as player and coach:	586-346 (.628)	31 seasons
Record as collegiate player:	88-36 (.709)	4 seasons
Record as collegiate coach:	498-310 (.616)	27 seasons
Record as collegiate assistant coach:	251-116 (.683)	12 seasons
Record as collegiate head coach:	247-195 (.559)	15 seasons
Record as Auburn head coach:	104-91 (.533)	7 seasons

Williams-Flournoy Year-by-Year

Penn State, Player (1987-91)

Year	Record	Conf.	Other Information
1987-88	20-13	11-7	NCAA Second Round
1988-89	14-14	12-6	
1989-90	25-7	15-3	NCAA Second Round
1990-91	29-2	17-1	NCAA Second Round

Georgetown, Assistant Coach (1992-96)

Year	Record	Conf.	Other Information
1992-93	23-7	15-3	Big East Champions NCAA Sweet 16
1993-94	12-15	6-12	
1994-95	11-17	6-12	
1995-96	12-15	7-11	

Georgia, Assistant Coach (1996-2002)

Year	Record	Conf.	Other Information
1996-97	25-6	11-1	SEC Champions NCAA Elite Eight
1997-98	17-11	8-6	NCAA First Round
1998-99	27-7	9-5	NCAA Final Four
1999-2000	32-4	13-1	SEC Champions NCAA Elite Eight
2000-01	27-6	11-3	SEC Tournament Champions NCAA Second Round
2001-02	19-11	6-8	NCAA First Round

Southwest Missouri State, Assistant Coach (2002-04)

Year	Record	Conf.	Other Information
2002-03	18-13	11-7	MVC Tournament Champions NCAA First Round
2003-04	28-4	16-2	Missouri Valley Champions MVC Tournament Champions NCAA First Round

Georgetown, Head Coach (2004-12)

Year	Record	Conf.	Other Information
2004-05	12-16	7-9	
2005-06	10-17	3-13	
2006-07	13-16	3-13	
2007-08	15-14	5-11	
2008-09	20-14	7-9	WNIT Quarterfinals
2009-10	26-7	13-3	NCAA Second Round
2010-11	24-11	9-7	NCAA Sweet 16
2011-12	23-9	11-5	NCAA Second Round

Auburn, Head Coach (2012-present)

Year	Record	Conf.	Other Information
2012-13	19-15	5-11	WNIT Quarterfinals
2013-14	19-15	7-9	WNIT Third Round
2014-15	13-18	3-13	
2015-16	20-13	8-8	NCAA Second Round
2016-17	17-15	7-9	NCAA First Round
2017-18	14-15	5-11	
2018-19	2-0		



Daisa ALEXANDER

#0

Junior • Guard • 5-8

Decatur, Ga.

****2018 SEC All-Defensive Team****

Southwest DeKalb HS

- Led Tigers with 20 points on 7-12 shooting (4-5 FT) vs. Nicholls State (11/9)
- Scored 13 points and had a career-high 8 rebounds in season-opening win over Grambling (11/6)
- Led SEC in steals (2.8/game) as sophomore; named to 2018 SEC All-Defensive Team
- Averaged 14.2 points as sophomore, 2nd-best on team
- Double-digit scoring in 25 of 29 games in 2017-18
- Scored 20+ points in each of her first two starts - 20 at LSU (1/18), 22 at Georgia (1/21); led team in both games
- Scored career-high 25 points on 9-14 shooting at Indiana while playing just 20 minutes off the bench (12/3); 12 points in 4th quarter

SEASON HIGHS

Points	20	vs. Nicholls State	11/9/18
Rebounds	8	vs. Grambling	11/6/18
Assists	3	vs. Grambling	11/6/18
Blocks			
Steals	2	vs. Nicholls State	11/9/18
Field Goals	7	vs. Nicholls State	11/9/18
Field Goal Attempts	14	vs. Grambling	11/6/18
3-Point Field Goals	2	vs. Nicholls State	11/9/18
3-Point FG Attempts	6	vs. Grambling	11/6/18
Free Throws	4	vs. Nicholls State	11/9/18
Free Throw Attempts	5	vs. Nicholls State	11/9/18

Opponent	Start	Min.	FG-A	3PT-A	FT-A	O-D-T	PF	Ast.	TO	Blk.	St.	Pts.
GRAMBLING STATE	*	35	6-14	1-6	0-0	2-6-8	1	3	3	0	0	13
NICHOLLS STATE	*	31	7-12	2-5	4-5	3-2-5	0	1	1	0	2	20
at New Mexico												
-TBD-												
LOUISIANA-LAFAYETTE												
at Xavier (La.)												
OKLAHOMA												
at St. Joseph's												
SAMFORD												
vs. Coastal Carolina												
vs. North Carolina												
at Elon												
ALABAMA STATE												
TENNESSEE												
at Florida												
at Alabama												
MISSISSIPPI STATE												
at Vanderbilt												
TEXAS A&M												
at Missouri												
at Ole Miss												
GEORGIA												
KENTUCKY												
at Arkansas												
at Tennessee												
ALABAMA												
MISSOURI												
SOUTH CAROLINA												
at LSU												

CAREER HIGHS

Points	25	at Indiana	12/3/17
Rebounds	8	vs. Grambling	11/6/18
Assists	6	vs. Texas A&M	1/7/18
Blocks	2	at Kentucky	2/1/18
Steals	7	at LSU	1/18/18
Field Goals	9	3x; last at Georgia	1/21/18
Field Goal Attempts	23	at Tennessee	1/4/18
3-Point Field Goals	3	4x; last vs. Florida	12/31/17
3-Point FG Attempts	9	2x; last at Tennessee	1/4/18
Free Throws	6	vs. Xavier (La.)	12/28/17
Free Throw Attempts	8	vs. Xavier (La.)	12/28/17

ALEXANDER'S CAREER STATISTICS

Season	gp-gs	min/avg	Total		3-Point		F-Throws		Rebounds				Scoring							
			fg-fga	pct	fg-fga	pct	ft-fta	pct	off	def	tot	avg	pf	fo	ast	to	blk	stl	pts	avg
2016-17	20-0	113/5.7	9-37	.243	1-10	.100	7-10	.700	9	8	17	0.9	18	0	1	10	0	9	26	1.3
2017-18	29-11	746/25.7	157-403	.390	41-122	.336	57-77	.740	17	59	76	2.6	73	0	39	79	3	80	412	14.2
2018-19	2-2	66/33.0	13-26	.500	3-11	.273	4-5	.800	5	8	13	6.5	1	0	4	4	0	2	33	16.5
TOTAL	51-13	925/18.1	179-466	.384	45-143	.315	68-92	.739	31	75	106	2.1	92	0	44	93	3	91	471	9.2



Robyn BENTON

#1

Freshman • Guard • 5-9

Conyers, Ga.

Greater Atlanta Christian HS

- Shared team lead with 16 points and hit three 3-pointers in collegiate debut vs. Grambling (11/6)
- Five-star prospect, rated No. 17 overall nationally, No. 6 guard by ESPN HoopGurlz
- Atlanta Journal-Constitution first-team all-state as a junior; GHSA Class AAA Player of the Year as a junior
- Sister of former Tennessee football player Inky Johnson

SEASON/CAREER HIGHS

Points	16 vs. Grambling	11/6/18
Rebounds	1 vs. Grambling	11/6/18
Assists	3 vs. Grambling	11/6/18
Blocks	1 vs. Grambling	11/6/18
Steals	3 vs. Grambling	11/6/18
Field Goals	6 vs. Grambling	11/6/18
Field Goal Attempts	12 vs. Grambling	11/6/18
3-Point Field Goals	3 vs. Grambling	11/6/18
3-Point FG Attempts	8 vs. Grambling	11/6/18
Free Throws	1 vs. Grambling	11/6/18
Free Throw Attempts	2 vs. Grambling	11/6/18

Opponent	Start	Min.	FG-A	3PT-A	FT-A	O-D-T	PF	Ast.	TO	Blk.	St.	Pts.
GRAMBLING STATE		24	6-12	3-8	1-2	0-1-1	0	3	1	1	3	16
NICHOLLS STATE		18	4-8	1-3	0-0	0-1-1	3	0	1	1	0	9
At New Mexico												
-TBD-												
LOUISIANA-LAFAYETTE												
at Xavier (La.)												
OKLAHOMA												
at St. Joseph's												
SAMFORD												
vs. Coastal Carolina												
vs. North Carolina												
at Elon												
ALABAMA STATE												
TENNESSEE												
at Florida												
at Alabama												
MISSISSIPPI STATE												
at Vanderbilt												
TEXAS A&M												
at Missouri												
at Ole Miss												
GEORGIA												
KENTUCKY												
at Arkansas												
at Tennessee												
ALABAMA												
MISSOURI												
SOUTH CAROLINA												
at LSU												

BENTON'S CAREER STATISTICS

Season	gp-gs	min/avg	Total		3-Point		F-Throws		Rebounds				Scoring							
			fg-fga	pct	fg-fga	pct	ft-fta	pct	off	def	tot	avg	pf	fo	ast	to	blk	stl	pts	avg
2018-19	2-0	42/21.0	10-20	.500	4-11	.364	1-2	.500	0	2	2	1.0	3	0	3	2	2	3	25	12.5
TOTAL	2-0	42/21.0	10-20	.500	4-11	.364	1-2	.500	0	2	2	1.0	3	0	3	2	2	3	25	12.5



Brooke MOORE

#2

Freshman • Guard • 5-7

McDonough, Ga.

Henry County HS


- Out until mid-November with injury
- Five-star prospect, No. 42 overall prospect and No. 11 guard by ESPN HoopGurlz
- Averaged 22.3 points, 4.0 assists, 3.0 steals per game as HS senior; shot 41% on 3-pointers and 81% on free throws
- Georgia Class AAAA Player of the Year as a senior; 3-time AJC Player of the Year
- All-time leading scorer at Henry County HS with 2,215 points

SEASON/CAREER HIGHS

- Points
- Rebounds
- Assists
- Blocks
- Steals
- Field Goals
- Field Goal Attempts
- 3-Point Field Goals
- 3-Point FG Attempts
- Free Throws
- Free Throw Attempts

Opponent	Start	Min.	FG-A	3PT-A	FT-A	O-D-T	PF	Ast.	TO	Blk.	St.	Pts.
GRAMBLING STATE						--DNP--						
NICHOLLS STATE						--DNP--						
at New Mexico												
-TBD-												
LOUISIANA-LAFAYETTE												
at Xavier (La.)												
OKLAHOMA												
at St. Joseph's												
SAMFORD												
vs. Coastal Carolina												
vs. North Carolina												
at Elon												
ALABAMA STATE												
TENNESSEE												
at Florida												
at Alabama												
MISSISSIPPI STATE												
at Vanderbilt												
TEXAS A&M												
at Missouri												
at Ole Miss												
GEORGIA												
KENTUCKY												
at Arkansas												
at Tennessee												
ALABAMA												
MISSOURI												
SOUTH CAROLINA												
at LSU												

MOORE'S CAREER STATISTICS



Erica SANDERS

#3

Senior • Guard • 5-10

San Antonio, Texas

Johnson HS

- Will miss 6-8 weeks with injury suffered in preseason
- Played in 20 games as a junior; missed 9 games w/ foot injury
- Averaged 1.6 points, 1.2 rebounds as junior; had 31 steals in 20 games
- Career-high 6 steals along with 6 points in win over Louisiana Tech (11/19/17)
- Scored career-high 9 points in win over Ole Miss (1/8/17)
- Hit go-ahead jumper with 50 seconds left in comeback win over Indiana (11/27/16)

SEASON HIGHS

- Points
- Rebounds
- Assists
- Blocks
- Steals
- Field Goals
- Field Goal Attempts
- 3-Point Field Goals
- 3-Point FG Attempts
- Free Throws
- Free Throw Attempts

Opponent	Start	Min.	FG-A	3PT-A	FT-A	O-D-T	PF	Ast.	TO	Blk.	St.	Pts.
GRAMBLING STATE						--DNP--						
NICHOLLS STATE						--DNP--						
at New Mexico												
-TBD-												
LOUISIANA-LAFAYETTE												
at Xavier (La.)												
OKLAHOMA												
at St. Joseph's												
SAMFORD												
vs. Coastal Carolina												
vs. North Carolina												
at Elon												
ALABAMA STATE												
TENNESSEE												
at Florida												
at Alabama												
MISSISSIPPI STATE												
at Vanderbilt												
TEXAS A&M												
at Missouri												
at Ole Miss												
GEORGIA												
KENTUCKY												
at Arkansas												
at Tennessee												
ALABAMA												
MISSOURI												
SOUTH CAROLINA												
at LSU												

CAREER HIGHS

- Points
9 vs. Ole Miss 1/8/17
- Rebounds
7 at Arkansas 2/26/17
- Assists
5 vs. Tennessee 1/19/17
- Blocks
1 3x; last vs. South Carolina 1/5/17
- Steals
6 vs. Louisiana Tech 11/19/17
- Field Goals
4 5x; last vs. ULM 11/29/17
- Field Goal Attempts
11 vs. Missouri 2/21/16
- 3-Point Field Goals
3-Point FG Attempts
1 4x; last vs. George Mason 12/23/15
- Free Throws
4 vs. St. John's 3/18/16
- Free Throw Attempts
4 3x; last at Virginia Tech 11/13/17

SANDERS' CAREER STATISTICS

Season	gp-gs	min/avg	Total		3-Point		F-Throws		Rebounds				Scoring							
			fg-fga	pct	fg-fga	pct	ft-fga	pct	off	def	tot	avg	pf	fo	ast	to	blk	stl	pts	avg
2015-16	33-0	569/17.2	40-103	.388	0-7	.000	15-20	.750	39	46	85	2.6	88	2	30	33	0	33	95	2.9
2016-17	29-1	566/19.5	28-78	.359	0-1	.000	9-12	.750	45	45	90	3.1	78	3	35	21	5	42	65	2.2
2017-18	20-0	307/15.4	14-33	.424	0-1	.000	4-6	.667	12	12	24	1.2	38	0	8	22	0	31	32	1.6
TOTAL	82-1	1442/17.6	82-214	.383	0-9	.000	28-38	.737	96	103	199	2.4	204	5	73	76	5	106	192	2.3



Abigayle JACKSON

#4

Sophomore • Forward • 6-3

Little Rock, Ark.

Little Rock Central HS

- Had 4 points, 5 rebounds in season-opener vs. Grambling (11/6)
- Played in 28 of 29 games as a freshman; started final 12 games of season
- Averaged 2.0 points, 1.7 rebounds as freshman; led team with 22 blocks (0.8/game)
- Made first collegiate start at LSU (1/18), had 4 points, 4 rebounds and 3 steals in 19 minutes of action
- Career-high 13 points, 3 steals at Texas A&M (2/4); played career-high 26 minutes
- Ranked as No. 1 player in state of Arkansas in class of 2017

SEASON HIGHS

Points	6	vs. Nicholls State	11/9/18
Rebounds	6	vs. Nicholls State	11/9/18
Assists	1	2x; last vs. Nicholls State	11/9/18
Blocks	1	vs. Grambling	11/6/18
Steals			
Field Goals	2	2x; last vs. Nicholls State	11/9/18
Field Goal Attempts	3	vs. Nicholls State	11/9/18
3-Point Field Goals			
3-Point FG Attempts			
Free Throws	2	vs. Nicholls State	11/9/18
Free Throw Attempts	2	vs. Nicholls State	11/9/18

Opponent	Start	Min.	FG-A	3PT-A	FT-A	O-D-T	PF	Ast.	TO	Blk.	St.	Pts.
GRAMBLING STATE		10	2-2	0-0	0-0	3-2-5	2	1	0	1	0	4
NICHOLLS STATE		16	2-3	0-0	2-2	4-2-6	1	1	3	0	0	6
at New Mexico												
-TBD-												
LOUISIANA-LAFAYETTE												
at Xavier (La.)												
OKLAHOMA												
at St. Joseph's												
SAMFORD												
vs. Coastal Carolina												
vs. North Carolina												
at Elon												
ALABAMA STATE												
TENNESSEE												
at Florida												
at Alabama												
MISSISSIPPI STATE												
at Vanderbilt												
TEXAS A&M												
at Missouri												
at Ole Miss												
GEORGIA												
KENTUCKY												
at Arkansas												
at Tennessee												
ALABAMA												
MISSOURI												
SOUTH CAROLINA												
at LSU												

CAREER HIGHS

Points	13	at Texas A&M	2/4/18
Rebounds	7	vs. ULM	11/29/17
Assists	1	3x; last vs. Nicholls State	11/9/18
Blocks	3	2x; last vs. Ole Miss	2/25/18
Steals	3	2x; last at Texas A&M	2/4/18
Field Goals	5	2x; last at Texas A&M	2/4/18
Field Goal Attempts	11	at Texas A&M	2/4/18
3-Point Field Goals	1	2x; last vs. Vanderbilt	2/12/18
3-Point FG Attempts	5	vs. Vanderbilt	2/12/18
Free Throws	3	at Texas A&M	2/4/18
Free Throw Attempts	5	at Texas A&M	2/4/18

JACKSON'S CAREER STATISTICS

Season	gp-gs	min/avg	Total		3-Point		F-Throws		Rebounds				Scoring							
			fg-fga	pct	fg-fga	pct	ft-fta	pct	off	def	tot	avg	pf	fo	ast	to	blk	stl	pts	avg
2017-18	28-11	270/9.6	23-59	.390	3-24	.125	8-15	.533	14	34	48	1.7	47	1	1	16	22	10	57	2.0
2018-19	2-0	26/13.0	4-5	.800	0-0	.000	2-2	1.000	7	4	11	5.5	3	0	2	3	1	0	10	5.0
TOTAL	30-11	296/9.9	27-64	.422	3-24	.125	10-17	.588	21	38	59	2.0	50	1	3	19	23	10	67	2.2



Emari JONES

#5

Senior • Guard • 6-2

Chicago, Ill.

Shawnee CC / Wheaton North HS

- Scored double-digits in consecutive games for first time in Auburn career; 15 vs. Nicholls & 13 vs. Grambling
- Career-high 8 rebounds in first two games of 2018-19 season
- Played in all 29 games as a junior, starting 16; averaged 5.0 points, 3.2 rebounds in 22.8 minutes
- Tied for second on the team with 29 3-pointers as a junior; shot 29.6% (29-98)
- Career-high 18 points on 6-11 shooting (4-6 3FG) vs. Florida (12/31); matched previous career high (11) by halftime
- Played in 31 of 32 games as a sophomore; averaged 2.7 points and 1.3 rebounds while playing 9.0 minutes per game off the bench
- Transferred to Auburn from Shawnee CC in Ullin, Ill.; led Shawnee to 30-3 record and conference title as a freshman in 2015-16
- Scored 746 total points as JUCO freshman, which led the nation; scoring average was third nationally

SEASON HIGHS

Points	15	vs. Nicholls State	11/9/18
Rebounds	8	2x; last vs. Nicholls State	11/9/18
Assists	3	2x; last vs. Nicholls State	11/9/18
Blocks	1	vs. Nicholls State	11/9/18
Steals	2	2x; last vs. Nicholls State	11/9/18
Field Goals	6	vs. Nicholls State	11/9/18
Field Goal Attempts	15	vs. Nicholls State	11/9/18
3-Point Field Goals	3	vs. Grambling	11/6/18
3-Point FG Attempts	9	vs. Grambling	11/6/18
Free Throws	2	vs. Nicholls State	11/9/18
Free Throw Attempts	2	vs. Nicholls State	11/9/18

Opponent	Start	Min.	FG-A	3PT-A	FT-A	O-D-T	PF	Ast.	TO	Blk.	St.	Pts.
GRAMBLING STATE	*	28	5-13	3-9	0-0	3-5-8	1	3	3	0	2	13
NICHOLLS STATE	*	31	6-15	1-5	2-2	3-5-8	1	3	2	1	2	15
at New Mexico												
-TBD-												
LOUISIANA-LAFAYETTE												
at Xavier (La.)												
OKLAHOMA												
at St. Joseph's												
SAMFORD												
vs. Coastal Carolina												
vs. North Carolina												
at Elon												
ALABAMA STATE												
TENNESSEE												
at Florida												
at Alabama												
MISSISSIPPI STATE												
at Vanderbilt												
TEXAS A&M												
at Missouri												
at Ole Miss												
GEORGIA												
KENTUCKY												
at Arkansas												
at Tennessee												
ALABAMA												
MISSOURI												
SOUTH CAROLINA												
at LSU												

CAREER HIGHS

Points	18	vs. Florida	12/31/17
Rebounds	8	2x; last vs. Nicholls State	11/9/18
Assists	4	at Ole Miss	2/16/17
Blocks	2	at LSU	1/18/18
Steals	3	3x; last vs. Alabama	1/28/18
Field Goals	6	2x; last vs. Nicholls State	11/9/18
Field Goal Attempts	15	vs. Nicholls State	11/9/18
3-Point Field Goals	4	vs. Florida	12/31/17
3-Point FG Attempts	9	vs. Grambling	11/6/18
Free Throws	4	vs. Alabama	1/28/18
Free Throw Attempts	5	at Missouri	1/26/17

JONES' CAREER STATISTICS (at Auburn)

Season	gp-gs	min/avg	Total		3-Point		F-Throws		Rebounds				Scoring							
			fg-fga	pct	fg-fga	pct	ft-fta	pct	off	def	tot	avg	pf	fo	ast	to	blk	stl	pts	avg
2016-17	31-0	278/9.0	25-76	.329	11-42	.262	23-30	.767	16	24	40	1.3	28	0	13	18	2	12	84	2.7
2017-18	29-16	660/22.8	49-146	.336	29-98	.296	19-24	.792	41	52	93	3.2	75	4	16	39	2	32	146	5.0
2018-19	2-2	59/29.5	11-28	.393	4-14	.286	2-2	1.000	6	10	16	8.0	2	0	6	5	1	4	28	14.0
TOTAL	62-18	997/16.1	85-250	.340	44-154	.286	44-56	.786	63	86	149	2.4	105	4	35	62	5	48	258	4.2



Kiyae' WHITE

#10

Redshirt Freshman • Forward • 6-2

Macungie, Pa.

Emmaus HS

- Made first collegiate appearance vs. Grambling (11/6); had 3 points, 4 rebounds in 12 minutes of action
- Redshirted 2017-18 season due to injury
- Ranked as No. 20 forward nationally out of high school
- Three brothers all played football at West Virginia; brother, Kevin White, plays for Chicago Bears

SEASON/CAREER HIGHS

Points		
3	vs. Grambling	11/6/18
Rebounds		
4	vs. Grambling	11/6/18
Assists		
2	2x; last vs. Nicholls State	11/9/18
Blocks		
Steals		
Field Goals		
1	2x; last vs. Nicholls State	11/9/18
Field Goal Attempts		
3	vs. Nicholls State	11/9/18
3-Point Field Goals		
3-Point FG Attempts		
Free Throws		
1	vs. Grambling	11/6/18
Free Throw Attempts		
2	vs. Grambling	11/6/18

Opponent	Start	Min.	FG-A	3PT-A	FT-A	0-D-T	PF	Ast.	TO	Blk.	St.	Pts.
GRAMBLING STATE		12	1-2	0-0	1-2	2-2-4	1	2	1	0	0	3
NICHOLLS STATE		11	1-3	0-0	0-0	0-0-0	1	2	1	0	0	2
at New Mexico												
-TBD-												
LOUISIANA-LAFAYETTE												
at Xavier (La.)												
OKLAHOMA												
at St. Joseph's												
SAMFORD												
vs. Coastal Carolina												
vs. North Carolina												
at Elon												
ALABAMA STATE												
TENNESSEE												
at Florida												
at Alabama												
MISSISSIPPI STATE												
at Vanderbilt												
TEXAS A&M												
at Missouri												
at Ole Miss												
GEORGIA												
KENTUCKY												
at Arkansas												
at Tennessee												
ALABAMA												
MISSOURI												
SOUTH CAROLINA												
at LSU												

WHITE'S CAREER STATISTICS

Season	gp-gs	min/avg	Total		3-Point		F-Throws		Rebounds				Scoring							
			fg-fga	pct	fg-fga	pct	ft-fa	pct	off	def	tot	avg	pf	fo	ast	to	blk	stl	pts	avg
2018-19	2-0	23/11.5	2-5	.400	0-0	.000	1-2	.500	2	2	4	2.0	2	0	4	2	0	0	5	2.5
TOTAL	2-0	23/11.5	2-5	.400	0-0	.000	1-2	.500	2	2	4	2.0	2	0	4	2	0	0	5	2.5



Unique THOMPSON

#20

Freshman • Forward • 6-3

Theodore, Ala.

****2018 SEC All-Freshman Team****

Faith Academy

• 2018-19 Preseason All-SEC; 2018 SEC All-Freshman Team

- Posted first double-double of season and 8th of career with 14 points, 13 rebounds vs. Grambling (11/6)
- Started 27 games as a freshman; was Auburn's third-leading scorer with 11.5 points/game
- Led Auburn and all SEC freshmen with 8.4 rebounds/game; seventh-best among all SEC players
- Had 7 double-doubles as freshman, tying DeWanna Bonner for the Auburn freshman record
- Her 29 points at UL-Lafayette were 2nd most ever by Auburn freshman, most since Becky Jackson had 38 in 1980
- Became first Auburn freshman since Katie Frerking in 2013 to earn start in first collegiate game; had 9 points and season-high 16 rebounds at VT

SEASON HIGHS

Points		
14	vs. Grambling	11/6/18
Rebounds		
13	vs. Grambling	11/6/18
Assists		
1	2x; last vs. Nicholls State	11/9/18
Blocks		
2	2x; last vs. Nicholls State	11/9/18
Steals		
4	vs. Nicholls State	11/9/18
Field Goals		
5	vs. Grambling	11/6/18
Field Goal Attempts		
8	vs. Grambling	11/6/18
3-Point Field Goals		
3-Point FG Attempts		
Free Throws		
4	vs. Grambling	11/6/18
Free Throw Attempts		
6	vs. Grambling	11/6/18

Opponent	Start	Min.	FG-A	3PT-A	FT-A	O-D-T	PF	Ast.	TO	Blk.	St.	Pts.
GRAMBLING STATE	*	27	5-8	0-0	4-6	3-10-13	4	1	2	2	1	14
NICHOLLS STATE	*	24	3-7	0-0	0-0	1-9-10	4	1	3	2	4	6

at New Mexico

-TBD-

LOUISIANA-LAFAYETTE

at Xavier (La.)

OKLAHOMA

at St. Joseph's

SAMFORD

vs. Coastal Carolina

vs. North Carolina

at Elon

ALABAMA STATE

TENNESSEE

at Florida

at Alabama

MISSISSIPPI STATE

at Vanderbilt

TEXAS A&M

at Missouri

at Ole Miss

GEORGIA

KENTUCKY

at Arkansas

at Tennessee

ALABAMA

MISSOURI

SOUTH CAROLINA

at LSU

CAREER HIGHS

Points		
29	at Louisiana-Lafayette	12/8/17
Rebounds		
16	at Virginia Tech	11/13/17
Assists		
3	3x; last vs. Missouri	2/15/18
Blocks		
6	vs. Louisiana Tech	11/19/17
Steals		
4	vs. Nicholls State	11/9/18
Field Goals		
11	2x; last vs. Texas A&M	1/7/18
Field Goal Attempts		
16	vs. Florida	12/31/17
3-Point Field Goals		
3-Point FG Attempts		
Free Throws		
7	at Louisiana-Lafayette	12/8/17
Free Throw Attempts		
8	4x; last vs. Alabama	1/28/18

THOMPSON'S CAREER STATISTICS

Season	gp-gs	min/avg	Total		3-Point		F-Throws		Rebounds				Scoring							
			fg-fga	pct	fg-fga	pct	ft-fga	pct	off	def	tot	avg	pf	fo	ast	to	blk	stl	pts	avg
2017-18	27-26	811/30.0	131-271	.483	0-0	.000	49-87	.563	112	115	227	8.4	63	0	28	66	21	32	311	11.5
2018-19	2-2	51/25.5	8-15	.533	0-0	.000	4-6	.667	4	19	23	11.5	8	0	2	5	4	5	20	10.0
TOTAL	29-28	862/29.7	139-286	.486	0-0	.000	53-93	.570	116	134	250	8.6	71	0	30	71	25	37	331	11.4



Crystal PRIMM

#23

Redshirt Junior • Guard • 5-11

West Palm Beach, Fla.

Oxbridge Academy / Duke

- Career-high 5 steals along with 8 points, 4 rebounds, 4 assists vs. Nicholls State (11/9)
- Scored 15 points in 22 minutes in Auburn debut vs. Grambling (11/6)
- Enrolled at Auburn in summer of 2017; redshirted 2017-18 season after transferring from Duke
- Played in 33 games off the bench as sophomore at Duke; averaged 2.5 points, 1.6 rebounds
- Started 14 games as freshman, averaging 4.6 points, 2.6 rebounds; career-high 15 points at Kentucky

SEASON HIGHS

Points	15	vs. Grambling	11/6/18
Rebounds	4	2x; last vs. Nicholls State	11/9/18
Assists	4	vs. Nicholls State	11/9/18
Blocks			
Steals	5	vs. Nicholls State	11/9/18
Field Goals	6	vs. Grambling	11/6/18
Field Goal Attempts	9	vs. Nicholls State	11/9/18
3-Point Field Goals			
3-Point FG Attempts	1	2x; last vs. Nicholls State	11/9/18
Free Throws	3	vs. Grambling	11/6/18
Free Throw Attempts	3	vs. Grambling	11/6/18

Opponent	Start	Min.	FG-A	3PT-A	FT-A	0-D-T	PF	Ast.	TO	Blk.	St.	Pts.
GRAMBLING STATE	*	22	6-8	0-1	3-3	4-0-4	5	0	4	0	0	15
NICHOLLS STATE	*	27	4-9	0-1	0-0	2-2-4	2	4	3	0	5	8
at New Mexico												
-TBD-												
LOUISIANA-LAFAYETTE												
at Xavier (La.)												
OKLAHOMA												
at St. Joseph's												
SAMFORD												
vs. Coastal Carolina												
vs. North Carolina												
at Elon												
ALABAMA STATE												
TENNESSEE												
at Florida												
at Alabama												
MISSISSIPPI STATE												
at Vanderbilt												
TEXAS A&M												
at Missouri												
at Ole Miss												
GEORGIA												
KENTUCKY												
at Arkansas												
at Tennessee												
ALABAMA												
MISSOURI												
SOUTH CAROLINA												
at LSU												

CAREER HIGHS (incl. 2 years @ Duke)

Points	15	2x; last vs. Grambling	11/6/18
Rebounds	6	3x; last at Florida State	1/8/17
Assists	4	2x; last vs. Nicholls State	11/9/18
Blocks			
Steals	5	vs. Nicholls State	11/9/18
Field Goals	6	2x; last vs. Grambling	11/6/18
Field Goal Attempts	9	3x; last vs. Nicholls State	11/9/18
3-Point Field Goals			
3-Point FG Attempts	1	3x; vs. Nicholls State	11/9/18
Free Throws	6	at North Carolina	2/28/16
Free Throw Attempts	6	2x; last vs. Longwood	11/15/16

PRIMM'S CAREER STATISTICS (at Auburn)

Season	gp-gs	min/avg	Total		3-Point		F-Throws		Rebounds				Scoring							
			fg-fga	pct	fg-fga	pct	ft-fa	pct	off	def	tot	avg	pf	fo	ast	to	blk	stl	pts	avg
2018-19	2-2	49/24.5	10-17	.588	0-2	.000	3-3	1.000	6	2	8	4.0	7	1	4	7	0	5	23	11.5
TOTAL	2-2	49/24.5	10-17	.588	0-2	.000	3-3	1.000	6	2	8	4.0	7	1	4	7	0	5	23	11.5



Erin HOWARD

#24

Freshman • Guard/Forward • 6-1

Madison, Wis.

Madison East HS

- Played 11 minutes in first collegiate game vs. Grambling; finished with 2 points, 3 rebounds, 2 steals (11/6)
- Ranked as No. 21 forward nationally by ESPN HoopGurlz
- Named to USA Today All-Wisconsin First Team
- Averaged 17.4 points, 11.1 rebounds, 3.9 assists as high school senior
- First Auburn women's basketball player from state of Wisconsin

SEASON HIGHS


Points	2	vs. Grambling	11/6/18
Rebounds	3	vs. Grambling	11/6/18
Assists	1	vs. Grambling	11/6/18
Blocks			

Opponent	Start	Min.	FG-A	3PT-A	FT-A	O-D-T	PF	Ast.	TO	Blk.	St.	Pts.
GRAMBLING STATE		11	1-4	0-2	0-0	2-1-3	1	1	0	0	2	2
NICHOLLS STATE		11	0-2	0-2	0-0	0-2-2	1	0	0	1	2	0
at New Mexico												
-TBD-												
LOUISIANA-LAFAYETTE												
at Xavier (La.)												
OKLAHOMA												
at St. Joseph's												
SAMFORD												
vs. Coastal Carolina												
vs. North Carolina												
at Elon												
ALABAMA STATE												
TENNESSEE												
at Florida												
at Alabama												
MISSISSIPPI STATE												
at Vanderbilt												
TEXAS A&M												
at Missouri												
at Ole Miss												
GEORGIA												
KENTUCKY												
at Arkansas												
at Tennessee												
ALABAMA												
MISSOURI												
SOUTH CAROLINA												
at LSU												

Steals	2	2x; last vs. Nicholls State	11/9/18
Field Goals	1	vs. Grambling	11/6/18
Field Goal Attempts	4	vs. Grambling	11/6/18
3-Point Field Goals			
3-Point FG Attempts	2	2x; last vs. Nicholls State	11/9/18
Free Throws			
Free Throw Attempts			

HOWARD'S CAREER STATISTICS

Season	gp-gs	min/avg	Total		3-Point		F-Throws		Rebounds				Scoring							
			fg-fga	pct	fg-fga	pct	ft-fta	pct	off	def	tot	avg	pf	fo	ast	to	blk	stl	pts	avg
2018-19	2-0	22/11.0	1-6	.167	0-4	.000	0-0	.000	2	3	5	2.5	2	0	1	0	1	4	2	1.0
TOTAL	2-0	22/11.0	1-6	.167	0-4	.000	0-0	.000	2	3	5	2.5	2	0	1	0	1	4	2	1.0



Janiah McKAY

#33

Senior • Guard • 5-6

Gainesville, Fla.

Gainesville HS

• 2018 Preseason All-SEC Second Team

- Recorded second career double-double with 16 points, 10 assists in season-opener vs. Grambling (11/6)
- Led Auburn with 16.6 points, 4.4 assists per game as a junior; also Auburn's leading free throw shooter at 82.8% (130-157)
- Scored 25+ points in three straight games in '18 (TAMU, SC, Arkansas), first Auburn player since DeWanna Bonner (2009) to accomplish that feat
- Scored 25 points - 19 in second half - against hometown Florida Gators in Auburn win in SEC opener (12/31)
- Matched career-high with 29 points along with 5 assists and 5 steals in win over Louisiana Tech (11/19); also had 29 vs. UT and Alabama in 2016-17
- First career double-double with 13 points/13 rebounds vs. Ole Miss (1/8/17)

SEASON HIGHS

Points	16	vs. Grambling	11/6/18
Rebounds	3	vs. Nicholls State	11/9/18
Assists	10	vs. Grambling	11/6/18
Blocks	2	vs. Grambling	11/6/18
Steals	3	2x; last vs. Nicholls State	11/9/18
Field Goals	6	vs. Grambling	11/6/18
Field Goal Attempts	12	vs. Nicholls State	11/9/18
3-Point Field Goals	2	vs. Grambling	11/6/18
3-Point FG Attempts	2	2x; last vs. Nicholls State	11/9/18
Free Throws	4	vs. Nicholls State	11/9/18
Free Throw Attempts	4	vs. Nicholls State	11/9/18

Opponent	Start	Min.	FG-A	3PT-A	FT-A	O-D-T	PF	Ast.	TO	Blk.	St.	Pts.
GRAMBLING STATE	*	28	6-8	2-2	2-2	0-2-2	3	10	1	2	3	16
NICHOLLS STATE	*	31	5-12	0-2	4-4	0-3-3	4	7	2	0	3	14
at New Mexico												
-TBD-												
LOUISIANA-LAFAYETTE												
at Xavier (La.)												
OKLAHOMA												
at St. Joseph's												
SAMFORD												
vs. Coastal Carolina												
vs. North Carolina												
at Elon												
ALABAMA STATE												
TENNESSEE												
at Florida												
at Alabama												
MISSISSIPPI STATE												
at Vanderbilt												
TEXAS A&M												
at Missouri												
at Ole Miss												
GEORGIA												
KENTUCKY												
at Arkansas												
at Tennessee												
ALABAMA												
MISSOURI												
SOUTH CAROLINA												
at LSU												

CAREER HIGHS

Points	29	3x; last vs. Louisiana Tech	11/19/17
Rebounds	8	vs. North Carolina A&T	11/16/17
Assists	13	vs. Ole Miss	1/8/17
Blocks	2	vs. Grambling	11/6/18
Steals	6	2x; last vs. Xavier (La.)	12/28/17
Field Goals	11	4x; last at Mississippi State	2/22/18
Field Goal Attempts	25	vs. Alabama	2/20/17
3-Point Field Goals	5	at Towson	12/20/15
3-Point FG Attempts	9	at Towson	12/20/15
Free Throws	12	vs. Arkansas	1/14/18
Free Throw Attempts	14	2x; last vs. Arkansas	1/14/18

McKAY'S CAREER STATISTICS

Season	gp-gs	min/avg	Total		3-Point		F-Throws		Rebounds				Scoring							
			fg-fga	pct	fg-fga	pct	ft-fa	pct	off	def	tot	avg	pf	fo	ast	to	blk	stl	pts	avg
2015-16	33-19	894/27.1	104-285	.365	28-100	.280	69-101	.683	17	48	65	2.0	72	1	76	119	4	43	305	9.2
2016-17	32-32	906/28.3	145-397	.365	14-63	.222	110-148	.743	11	50	61	1.9	63	1	109	73	0	43	414	12.9
2017-18	29-28	936/32.3	168-419	.401	14-57	.246	130-157	.828	14	87	101	3.5	62	2	129	96	1	68	480	16.6
2018-19	2-2	59/29.5	11-20	.550	2-4	.500	6-6	1.000	0	5	5	2.5	7	0	17	3	2	6	30	15.0
TOTAL	96-81	2795/29.1	428-1121	.382	58-224	.259	315-412	.765	42	190	232	2.4	204	4	331	291	7	160	1229	12.8



Natalie KELLY

#35

Freshman • Forward • 6-3

Albany, La.

Albany HS

- Played 3 minutes in collegiate debut vs. Grambling; had 1 points, 1 rebound (11/6)
- Ranked as No. 38 post player in nation, according to ESPN HoopGurlz
- Averaged 17.1 points, 12.1 rebounds, 3.3 steals as high school senior
- Set school record for single-season rebounds with 379 as a junior

SEASON/CAREER HIGHS

Points	1	vs. Grambling	11/6/18
Rebounds	1	vs. Grambling	11/6/18
Assists			
Blocks			
Steals			
Field Goals			
Field Goal Attempts			
3-Point Field Goals			
3-Point FG Attempts			
Free Throws	1	vs. Grambling	11/6/18
Free Throw Attempts	2	vs. Grambling	11/6/18

Opponent	Start	Min.	FG-A	3PT-A	FT-A	O-D-T	PF	Ast.	TO	Blk.	St.	Pts.
GRAMBLING STATE		3	0-0	0-0	1-2	1-0-1	0	0	3	0	0	1
NICHOLLS STATE						--DNP--						
at New Mexico												
-TBD-												
LOUISIANA-LAFAYETTE												
at Xavier (La.)												
OKLAHOMA												
at St. Joseph's												
SAMFORD												
vs. Coastal Carolina												
vs. North Carolina												
at Elon												
ALABAMA STATE												
TENNESSEE												
at Florida												
at Alabama												
MISSISSIPPI STATE												
at Vanderbilt												
TEXAS A&M												
at Missouri												
at Ole Miss												
GEORGIA												
KENTUCKY												
at Arkansas												
at Tennessee												
ALABAMA												
MISSOURI												
SOUTH CAROLINA												
at LSU												

KELLY'S CAREER STATISTICS

Season	gp-gs	min/avg	Total		3-Point		F-Throws		Rebounds				Scoring							
			fg-fga	pct	fg-fga	pct	ft-fa	pct	off	def	tot	avg	pf	fo	ast	to	blk	stl	pts	avg
2018-19	1-0	3/3.0	0-0	.000	0-0	.000	1-2	.500	1	0	1	1.0	0	0	0	3	0	0	1	1.0
TOTAL	1-0	3/3.0	0-0	.000	0-0	.000	1-2	.500	1	0	1	1.0	0	0	0	3	0	0	1	1.0

Game 1: Nov. 6, 2018
Auburn 97, Grambling 48
Auburn Arena
Auburn, Ala.

Official Basketball Box Score -- Game Totals -- Final Statistics
Grambling State vs Auburn
11/06/18 5:30 pm at Auburn Arena -- Auburn, Ala.

#	Player	Total			3-Ptr			Rebounds			PF	TP	A	T	Blk	Stl	Min
		FG	FGA	FT	FTA	FG	FGA	FT	FTA	Off							
25	CONNALLY-BANKS, M	f	1-5	0-0	0-0	1	1	2	3	2	1	0	0	2	17		
02	HILL, Shakyia	g	5-16	0-3	8-12	2	4	6	3	18	5	4	0	3	34		
11	WILLIAMS, Ariel	g	2-6	1-2	0-0	0	2	2	3	5	0	4	0	1	20		
12	COLEMAN, Justice	g	2-11	0-1	0-0	1	1	2	3	4	0	3	0	1	29		
23	YANCEY, Mylaysia	g	1-5	0-1	2-2	2	0	2	2	4	1	2	0	0	22		
01	FORTE, Jasmine	g	1-2	0-2	0-0	0	0	0	0	2	1	0	0	0	17		
03	PARSONS, Takeria	g	0-1	0-0	1-2	0	1	1	0	1	0	0	0	0	8		
05	BODY, Markisha	g	1-4	1-3	2-2	2	0	2	0	5	0	0	0	0	10		
15	PARRAMORE, Candice	g	0-2	0-1	0-0	1	2	3	0	0	1	2	0	1	7		
21	LONDONO, Camryn	g	1-5	0-0	0-0	0	0	0	1	2	0	4	0	1	21		
32	HENDERSON, Hannah	g	1-1	1-1	2-2	0	1	1	3	5	0	1	0	1	15		
Team			20-53	13-25	15-20	13	13	26	20	48	9	30	0	10	200		
Totals			15-58	13-25	15-20	13	13	26	20	48	9	30	0	10	200		

1st	2nd	3rd	4th	Game	Deadball
FG %: 41.3	48.2%	30.0%	33.3%	31.0%	23.0%
FT %: 50.0%	50.0%	50.0%	50.0%	50.0%	50.0%
FT %: 50.0%	50.0%	50.0%	50.0%	50.0%	50.0%

Official Basketball Box Score -- Game Totals -- Final Statistics
Nicholls vs Auburn
11/09/18 6:00 pm at Auburn Arena -- Auburn, Ala.

Game 2: Nov. 9, 2018
Auburn 80, Nicholls State 59
Auburn Arena
Auburn, Ala.
Preseason WNIT - Round 1

Official Basketball Box Score -- Game Totals -- Final Statistics
Nicholls vs Auburn
11/09/18 6:00 pm at Auburn Arena -- Auburn, Ala.

#	Player	Total			3-Ptr			Rebounds			PF	TP	A	T	Blk	Stl	Min
		FG	FGA	FT	FTA	FG	FGA	FT	FTA	Off							
23	Washington, Bryanna	f	0-2	0-0	0-0	1	4	5	2	0	0	1	0	0	28		
05	Hamilton, Airl	g	2-5	1-2	2-2	0	4	4	2	7	5	2	0	1	33		
13	Heinemann, Kinzie	g	3-6	1-5	0-0	0	1	1	9	2	3	0	0	0	29		
20	Barros, Cassidy	g	6-11	2-4	6-6	8	11	2	20	4	5	0	2	40			
32	Collins, Destiny	g	5-16	2-7	1-1	0	1	1	13	2	6	0	3	27			
01	Wilson, Bree	g	0-2	0-2	0-0	0	1	1	0	0	1	0	0	0	7		
11	Mann, Adrian	g	1-5	1-4	1-2	0	0	0	1	4	2	4	0	0	16		
01	Bowie, Laurny	g	3-4	0-0	0-0	0	0	0	4	6	0	1	0	0	10		
22	Johnson, Loan-Anh	g	0-1	0-0	0-0	1	0	1	0	0	2	0	0	5			
25	Ezechukwu, Chrystal	g	0-1	0-0	0-0	0	1	1	0	0	0	0	0	1	5		
Team			20-53	9-24	10-11	6	22	28	14	59	16	24	0	7	200		
Totals			20-53	9-24	10-11	6	22	28	14	59	16	24	0	7	200		

1st	2nd	3rd	4th	Game	Deadball
FG %: 41.3	38.8%	30.8%	40.0%	48.1%	37.7%
FT %: 27.8%	50.0%	50.0%	50.0%	50.0%	50.0%
FT %: 0.0%	0.0%	83.3%	100.0%	100.0%	90.9%

Official Basketball Box Score -- Game Totals -- Final Statistics
Auburn 80 vs Nicholls
11/09/18 6:00 pm at Auburn Arena -- Auburn, Ala.

#	Player	Total			3-Ptr			Rebounds			PF	TP	A	T	Blk	Stl	Min
		FG	FGA	FT	FTA	FG	FGA	FT	FTA	Off							
20	Unique Thompson	f	3-7	0-0	0-0	1	9	10	4	6	1	3	2	4	24		
00	Daisa Alexander	g	7-12	2-5	4-5	3	2	5	0	20	1	1	0	21	31		
05	Emari Jones	g	6-15	1-5	2-2	3	5	8	1	15	3	2	1	21	31		
23	Crystal Primm	g	4-9	0-1	0-0	2	4	2	4	8	4	3	0	5	27		
33	Janiah McKay	g	5-12	0-2	4-4	0	3	3	4	14	7	2	0	3	31		
01	Robyn Benton	g	4-8	1-3	0-0	0	1	1	3	9	0	1	1	0	18		
04	Abigayle Jackson	g	2-3	0-0	2-2	4	2	6	1	6	1	3	0	0	16		
10	Kiyae' White	g	1-3	0-0	0-0	0	0	0	1	2	1	0	0	0	11		
24	Erin Howard	g	0-2	0-2	0-0	0	2	2	1	0	0	1	2	1	11		
Team			32-71	4-18	12-13	14	28	42	17	80	19	16	5	18	200		
Totals			32-71	4-18	12-13	14	28	42	17	80	19	16	5	18	200		

1st	2nd	3rd	4th	Game	Deadball
FG %: 45.7%	41.3%	53.8%	57.0%	48.1%	45.1%
FT %: 25.0%	50.0%	50.0%	50.0%	50.0%	50.0%
FT %: 50.0%	50.0%	50.0%	50.0%	50.0%	50.0%

Official Basketball Box Score -- Game Totals -- Final Statistics
Auburn 80 vs Nicholls
11/09/18 6:00 pm at Auburn Arena -- Auburn, Ala.

Score by periods	Preseason WNIT - First Round				In	Off	2nd	Fast	Bench
	1st	2nd	3rd	4th					
Nicholls	10	16	17	16	59				
Auburn	23	14	27	16	80				

1st	2nd	3rd	4th	Game	Deadball
FG %: 41.3	41.3%	53.8%	57.0%	48.1%	45.1%
FT %: 25.0%	50.0%	50.0%	50.0%	50.0%	50.0%
FT %: 50.0%	50.0%	50.0%	50.0%	50.0%	50.0%

AUBURN --Janiah McKay and Unique Thompson both recorded double-doubles as the Auburn women's basketball team posted its highest scoring output of the Terri Williams-Flournoy era with a 97-48 victory over Grambling State Tuesday at Auburn Arena.

Led by 16 points from McKay and freshman Robyn Benton, Auburn (1-0) had six players in double figures, the first time for the Tigers to hit that mark since the 2008-09 season.

Along with the 16 points from McKay and Benton, the Tigers got 15 points from redshirt junior Crystal Primm in her Auburn debut, 14 points from Thompson, and 13 each from Daisa Alexander and Emari Jones.

Thompson posted her eighth career double-double with a team-high 13 rebounds to go with her 14 points. And McKay recorded the second double-double of her career, notching 10 assists to go with her 16 points. It was the first time for Auburn to have two players with a double-double in the same game since the 2015-16 season when Tra'cee Tanner and Brandy Montgomery pulled off the feat.

Auburn shot 53.5 percent from the field, scored 97 points and had 53 rebounds - all higher totals than in any game last season. The Tigers' 97 points were the most of the Coach Flo era and the highest output since scoring 119 against Sam Houston State in 2008 - also the last time the Tigers had at least six players in double-figures.

Every player that dressed for Auburn scored. Sophomore Abigayle Jackson had four points along with five rebounds, and freshmen Kiyae' White (3 points, 4 rebounds), Erin Howard (2 points, 3 rebounds) and Natalie Kelly (1 point, 1 rebound) found the stat sheet in their Auburn debuts.

After Grambling scored the first four points of the game and took a 6-3 lead, Auburn went on a 16-1 run over the next four-plus minutes to take a 19-9 lead. Grambling would get no closer than 9 points the rest of the way. Auburn ended the first half on a 12-0 run to take a 44-20 lead to the break.

AUBURN -- Auburn jumped out to a big early lead and had another strong offensive performance Friday night in an 80-59 win over Nicholls State in the first round of the Preseason Women's NIT.

It was Auburn's second-straight game scoring at least 80 points; the Tigers scored 80 or more just twice all of last season. Despite a cold fourth quarter, Auburn shot 45.1% from the field and made 12-of-13 free throws.

Daisa Alexander led Auburn with 20 points while also racking up five rebounds and two steals. Emari Jones added 15 points and pulled down 8 rebounds for the second straight game along with three assists and two steals. Janiah McKay finished with 14 points and seven assists. And Unique Thompson scored six points and pulled down a game-high 10 rebounds to go along with four steals and two blocks while playing just 24 minutes.

Auburn jumped out to a 9-0 lead in the first two minutes and had another 9-0 run in the first quarter to take a 23-10 lead after 10 minutes. Nicholls took advantage of an Auburn cold stretch in the second to cut the lead to as few as seven points, but the Tigers took a 37-26 lead to the break.

The Tigers pulled away in the third quarter and increased their lead to as many as 29 in the fourth before a cold stretch late saw the final margin trimmed to 21.

The Tigers took full advantage of being several inches taller at most every position, out-rebounding the Colonels 42-28 and racking up five blocked shots. Auburn also had 18 steals in forcing 24 Nicholls turnovers, turning those into 29 points.

Nicholls' Cassidy Barros, the defending Southland Conference Player of the Year, shared the game lead in scoring with 20 points and pulled down 11 rebounds for her first double-double of the year.

2018-19 Auburn Women's Basketball
Auburn Combined Team Statistics (as of Nov 10, 2018)
All games

RECORD:	OVERALL	HOME	AWAY	NEUTRAL
ALL GAMES	2-0	2-0	0-0	0-0
CONFERENCE	0-0	0-0	0-0	0-0
NON-CONFERENCE	2-0	2-0	0-0	0-0

#	Player	gp-gs	min	avg	Total		3-Point		F-Throw		Rebounds				a	to	blk	stl	pts	avg		
					fg-fga	fg%	3fg-fga	3fg%	ft-fta	ft%	off	def	tot	avg							pf	dq
00	Daisa Alexander	2-2	66	33.0	13-26	.500	3-11	.273	4-5	.800	5	8	13	6.5	1	0	4	4	0	2	33	16.5
33	Janiah McKay	2-2	59	29.5	11-20	.550	2-4	.500	6-6	1.000	0	5	5	2.5	7	0	17	3	2	6	30	15.0
05	Emari Jones	2-2	59	29.5	11-28	.393	4-14	.286	2-2	1.000	6	10	16	8.0	2	0	6	5	1	4	28	14.0
01	Robyn Benton	2-0	42	21.0	10-20	.500	4-11	.364	1-2	.500	0	2	2	1.0	3	0	3	2	2	3	25	12.5
23	Crystal Primm	2-2	49	24.5	10-17	.588	0-2	.000	3-3	1.000	6	2	8	4.0	7	1	4	7	0	5	23	11.5
20	Unique Thompson	2-2	51	25.5	8-15	.533	0-0	.000	4-6	.667	4	19	23	11.5	8	0	2	5	4	5	20	10.0
04	Abigayle Jackson	2-0	26	13.0	4-5	.800	0-0	.000	2-2	1.000	7	4	11	5.5	3	0	2	3	1	0	10	5.0
10	Kiyae' White	2-0	23	11.5	2-5	.400	0-0	.000	1-2	.500	2	2	4	2.0	2	0	4	2	0	0	5	2.5
24	Erin Howard	2-0	22	11.0	1-6	.167	0-4	.000	0-0	.000	2	3	5	2.5	2	0	1	0	1	4	2	1.0
35	Natalie Kelly	1-0	3	3.0	0-0	.000	0-0	.000	1-2	.500	1	0	1	1.0	0	0	0	3	0	0	1	1.0
Team											1	6	7									
Total.....		2	400		70-142	.493	13-46	.283	24-30	.800	34	61	95	47.5	35	1	43	34	11	29	177	88.5
Opponents.....		2	400		35-111	.315	12-39	.308	25-31	.806	19	35	54	27.0	34	-	25	44	0	17	107	53.5

TEAM STATISTICS	AU	OPP	Date	Opponent	Score	Att.
SCORING	177	107	11/06/18	GRAMBLING STATE	w 97-48	1657
Points per game	88.5	53.5	^ 11/09/18	NICHOLLS	w 80-59	2316
Scoring margin	+35.0	-				
FIELD GOALS-ATT	70-142	35-111				
Field goal pct	.493	.315				
3 POINT FG-ATT	13-46	12-39				
3-point FG pct	.283	.308				
3-pt FG made per game	6.5	6.0				
FREE THROWS-ATT	24-30	25-31				
Free throw pct	.800	.806				
F-Throws made per game	12.0	12.5				
REBOUNDS	95	54				
Rebounds per game	47.5	27.0				
Rebounding margin	+20.5	-				
ASSISTS	43	25				
Assists per game	21.5	12.5				
TURNOVERS	34	44				
Turnovers per game	17.0	22.0				
Turnover margin	+5.0	-				
Assist/turnover ratio	1.3	0.6				
STEALS	29	17				
Steals per game	14.5	8.5				
BLOCKS	11	0				
Blocks per game	5.5	0.0				
ATTENDANCE	3973	0				
Home games-Avg/Game	2-1986	0-0				
Neutral site-Avg/Game	-	0-0				

* = Conference game

^ = Preseason WNIT

Score by Periods	1st	2nd	3rd	4th	Totals
Auburn	49	32	51	45	177
Opponents	25	21	33	28	107



Daisa Alexander
Junior • G • 5-8
Decatur, Ga.
Southwest DeKalb HS



Robyn Benton
Freshman • G • 5-9
Conyers, Ga.
Greater Atlanta Christian School



Brooke Moore
Freshman • G • 5-7
McDonough, Ga.
Henry County HS



Erica Sanders
Senior • G • 5-10
San Antonio, Texas
Johnson HS



Abigail Jackson
Sophomore • F • 6-3
Little Rock, Ark.
Little Rock Central HS



Emari Jones
Senior • G • 6-2
Chicago, Ill.
Shawnee CC



Kiyae' White
RS Freshman • F • 6-2
Macungie, Pa.
Emmaus HS



Unique Thompson
Sophomore • F • 6-3
Theodore, Ala.
Faith Academy



Crystal Primm
RS Junior • G • 5-11
West Palm Beach, Fla.
Duke



Erin Howard
Freshman • F/G • 6-1
Madison, Wis.
Madison East HS



Janiah McKay
Senior • G • 5-6
Gainesville, Fla.
Gainesville HS




Natalie Kelly
Freshman • F • 6-3
Albany, La.
Albany HS



Terri Williams-Flournoy
Head Coach
Penn State (1991)
Seventh Season



Ty Evans
Associate Head Coach
Wisconsin-Whitewater (1995)
Seventh Season



Adrian Walters
Assistant Coach
St. Francis (Pa.) (1987)
Seventh Season



Clarisse Garcia
Assistant Coach
Villanova (2007)
Third Season