



2015-16 AUBURN WOMEN'S BASKETBALL

AUBURN ATHLETICS COMMUNICATIONS: 392 SOUTH DONAHUE DRIVE || AUBURN, AL 36830 || AUBURNTIGERS.COM || @AUBURNWBB

2015-16 SCHEDULE/RESULTS

19-12, 8-8 SEC

DATE	OPPONENT	TIME/TV/RESULT
Nov. 13	UAB	W 85-71
Nov. 16	at Southeastern Louisiana	W 80-68
Nov. 19	VIRGINIA	L 52-69
Nov. 22	at Savannah State	W 62-40
Nov. 27	1-vs. Boise State	W 55-53
Nov. 28	1-vs. Minnesota	(OT) W 81-79
Dec. 5	EAST CAROLINA	W 83-69
Dec. 13	at Marquette	(OT) L 69-70
Dec. 16	WINTHROP	W 76-33
Dec. 19	vs. Coppin State (@Towson)	W 69-54
Dec. 20	at Towson	W 74-52
Dec. 23	GEORGE MASON	W 88-59
Dec. 30	at Florida Gulf Coast	L 45-52
Jan. 3	* #7 KENTUCKY	W 66-61
Jan. 7	*at #7/6 Mississippi St.	L 45-60
Jan. 10	*at #12/11 Tennessee	L 52-79
Jan. 14	* ALABAMA	W 72-59
Jan. 17	*at #9 Kentucky	L 47-54
Jan. 21	* #2 SOUTH CAROLINA	L 58-74
Jan. 24	* ARKANSAS	(OT) W 71-60
Jan. 28	*at Georgia	L 30-63
Feb. 1	*at LSU	W 63-53
Feb. 4	* VANDERBILT	W 53-45
Feb. 7	*at Alabama	W 59-55
Feb. 11	*at Ole Miss	W 65-60
Feb. 14	* #16 FLORIDA	W 80-58
Feb. 21	* MISSOURI	L 55-69
Feb. 25	* #11 TEXAS A&M	L 49-57
Feb. 28	*at Florida	L 49-56
Mar. 3	2-vs. Missouri	W 47-45
Mar. 4	2-vs. #3/2 South Carolina	L 48-57
Mar. 18	3-vs. St. John's	ESPN2 6:30 p.m.
Mar. 20	3-vs. Baylor/Idaho	ESPN2 TBD

All times Central. Home Games in **BOLD CAPS**.

1 - San Juan Shootout (San Juan, Puerto Rico)

2 - SEC Tournament (Jacksonville, Fla.)

3 - NCAA First/Second Rounds (Waco, Texas)

+ = SEC Network+ / ESPN3.com

AUBURN ATHLETICS COMMUNICATIONS

KIRK SAMPSON Associate AD

..... kirk@auburn.edu

WES TODD Assistant Director/WBB Contact

..... wlt0006@auburn.edu

..... C: 334-750-5682

Web..... AuburnTigers.com

Twitter @AuburnWBB

Facebook /AUWBB

Instagram @AuburnWBB

Office Phone (334) 844-9800



(8) St. John's

Friday, March 18, 2016 • 6:30 p.m. CT

NCAA Championship - First Round - Dallas Regional



Site	Waco, Texas
Venue	Ferrell Center (10,284)
TV	ESPN2 (Pam Ward, Carolyn Peck)
Radio	WGZZ 94.3 FM (Andy Burcham, Stephanie Follett)
Audio Webcast	AuburnTigers.com/collegesportslive
Live Stats.....	BaylorBears.com
Twitter.....	@AuburnWBB
Series Record.....	Series tied 1-1
at Neutral Sites.....	First meeting
Last Meeting.....	St. John's 56, Auburn 49 (Dec. 20, 2014, in Queens, N.Y.)

GAMEDAY BREAKDOWN

AUBURN TIGERS

Rankings.....	AP: NR Coaches: NR
2015-16 Record	19-12
SEC.....	8-8
Home	9-4
Away	6-7
Neutral.....	4-1
Streak.....	L1
Head Coach.....	Terri Williams-Flournoy
Record at AU (Yrs.).....	70-60 (4th)
Overall Record (Yrs.).....	213-164 (12th)
Record vs. St. John's.....	7-4

ST. JOHN'S RED STORM

Rankings.....	AP: RV Coaches: RV
2015-16 Record	23-9
Big East.....	11-7
Home	11-3
Away	10-6
Neutral.....	2-0
Streak.....	W3
Head Coach.....	Joe Tartamella
Record at SJU (Yrs.).....	87-44 (4th)
Overall Record (Yrs.).....	87-44 (4th)
Record vs. Auburn.....	1-1

AUBURN PROJECTED STARTERS (Based on last game)



BRANDY MONTGOMERY
#10 • G • JR • 5-10
Port St. Lucie, Fla.

PPG:	14.1
RPG:	3.9
APG:	1.6



KATIE FRERKING
#13 • F • JR • 6-0
Johns Creek, Ga.

PPG:	11.9
RPG:	5.0
APG:	3.0



JAZMINE JONES
#15 • F • SO • 6-2
Winston-Salem, N.C.

PPG:	5.5
RPG:	3.8
APG:	1.4



JANIAH MCKAY
#33 • G • FR • 5-6
Gainesville, Fla.

PPG:	8.8
RPG:	2.0
APG:	2.3



TRA'CEE TANNER
#44 • C • SR • 6-3
Birmingham, Ala.

PPG:	12.0
RPG:	7.1
APG:	1.3

OFF THE BENCH

No.	Pos.	Name	Ht.	Year	PPG	RPG	Hometown
2	G	Bria Johnson	5-8	So.	0.0	0.1	Baton Rouge, La.
3	G	Erica Sanders	5-10	Fr.	2.7	2.5	San Antonio, Texas
14	G	Tiffany Lewis**	5-8	Jr.	--	--	Chattanooga, Tenn.
20	G	Sira Toure**	5-9	So.	--	--	Kennewick, Wash.
23	F	Jessica Jones	6-2	So.	1.8	2.0	Winston-Salem, N.C.
35	F	Cabriana Capers	6-2	Sr.	1.8	2.1	Bolingbrook, Ill.
40	G	Khady Dieng	5-9	Jr.	2.7	1.8	Dakar, Senegal

**Ineligible for 2015-16 under NCAA transfer rules

Head Coach: Terri Williams-Flournoy | **Assistants:** Adrian Walters, Ty Evans

#WarEagle



AuburnTigers.com

@AuburnWBB | @AuburnTigers
@AUCoachFlo/AUWBB
/AuburnTigers

TEAM SCHEDULE AND MEDIA AVAILABILITY » WEEK OF MARCH 16-22

WEDNESDAY March 16	THURSDAY March 17	FRIDAY March 18	SATURDAY March 19	SUNDAY March 20	MONDAY March 21	TUESDAY March 22
TRAVEL to Waco, Texas	NEWS CONFERENCE 3:30-4 p.m. PRACTICE 4:20-5:50 p.m. Ferrell Center 1st 15 mins open to media	GAME 6:30 Auburn vs. St. John's (ESPN2) Interviews postgame	NEWS CONFERENCE 1:30-2 p.m. PRACTICE TBD Ferrell Center Closed to media	GAME TBD Auburn vs. Baylor/Idaho (ESPN2) Interviews postgame	TBD	TBD

AUBURN ATHLETICS COMMUNICATIONS

AUBURNTIGERS.COM

For updated game notes, statistics and all the latest information on Auburn basketball and gameday activities, go to AuburnTigers.com.

INTERVIEW POLICY

Coach Williams-Flournoy, assistant coaches and selected athletes are available for phone and personal interviews by contacting Wes Todd in the media relations office. Post-game interviews with Coach Flo and requested players will be conducted in the media room following a 10-minute cooling-off period. **Practices are closed unless otherwise specified.**

CREDENTIALS

Anyone wishing to cover Auburn women's basketball should contact Wes Todd in the communications office at least one day in advance in order to make the proper arrangements. Credentials will be held at media will call, located inside the scholarship entrance at Auburn Arena.

GAME DAY SERVICES

Notes for both teams and flip cards will be provided prior to the game. Stats will be distributed between periods and after the game. Wireless internet is available in the Arena; ask Wes Todd for the password.

VIDEO SERVICES

FTP feeds of selected Auburn basketball highlights are available for the media. A number of studio and satellite services may be arranged for electronic media by calling Quan Wright in the Auburn video services office at 334-750-8924 or by emailing qsw0001@auburn.edu.

PHOTO SERVICES

For photos of Auburn women's basketball or anything pertaining to Auburn Athletics, contact Wade Rackley at 334-750-6907 or via email at wwr0004@auburn.edu

COMMUNICATIONS STAFF

Wes Todd	Women's Basketball contact
cell: 334-750-5682	
email: wlt0006@auburn.edu	
Kirk Sampson	Associate AD
cell: 334-750-1385	
email: sampska@auburn.edu	
Cassie Arner	SEC Network/TV contact
cell: 334-750-0502	
email: carner@auburn.edu	

QUICK FACTS

GENERAL INFORMATION

Location.....	Auburn, Ala.
Founded	1856
Enrollment.....	27,287
Nickname	Tigers
Colors.....	Burnt Orange and Navy Blue
Facility (Capacity)	Auburn Arena (9,121)
President	Dr. Jay Gogue
Director of Athletics	Jay Jacobs
Sr. Assoc. AD/SWA.....	Meredith Jenkins

WOMEN'S BASKETBALL HISTORY

First Year of Women's Basketball	1971
All-Time Record (Years).....	881-437 (45th)
All-Time SEC Record (since 1981)	215-209
All-Time Home Record	406-104
at Auburn Arena (since 2010).....	59-33
NCAA Tournament Appearances.....	19
Last NCAA App./Result.....	2009 - Second Round
SEC Regular-Season Championships	4
..... 1981, 1987, 1988, 1989, 2009	
SEC Tournament Championships.....	4
..... 1981, 1987, 1990, 1997	

COACHING & SUPPORT STAFF

Head Coach.....	Terri Williams-Flournoy
Alma Mater, Year	Penn State, 1991
Year at Auburn.....	4th
Overall Record	213-163 (.566) / 13th year
Auburn Record	70-58 (.547) / 4th year
Assistant Coach (Year at Auburn)	Ty Evans (4th)
Alma Mater, Year	Wisconsin-Whitewater (1995)
Assistant Coach (Year at Auburn)	Adrian Walters (4th)
Alma Mater, Year	St. Francis (Pa.) (1987)
Strength & Conditioning Coach	Greg Werner
Director of Basketball Operations	Precious Morris
Director of Basketball Services	Alli Bracewell
Special Assistant to the Head Coach.....	Stephanie Follett
Athletic Trainer.....	Cindy Campbell

GAMEDAY EXPERIENCE: AUBURN ARENA

» Auburn Arena is in its sixth season as home of Auburn Basketball. The Tigers are 59-33 since moving to the Arena in 2010-11. The facility seats 9,121 for basketball and also hosts Auburn volleyball and gymnastics.



TEAM INFORMATION

2014-15 Record	13-18
2014-15 SEC Record	3-13
SEC Finish.....	13th
Starters Returning/Lost.....	5/0
Letterwinners Returning/Lost	9/3
Newcomers.....	4

AUBURN TIGERS QUICK NOTES**Overall: 19-12 SEC: 8-8****Head Coach: Terri Williams-Flournoy (4th Season)**

Cabriana Capers - Kay-bree-AH-nuh
 Khady Dieng - Katie Dee-ANG
 Katie Frerking - FUR-king

Janiah McKay - juh-NYE-uh
 Tra'Cee Tanner - Tracy
 Terri Williams-Flournoy - FluH-NOY

2	BRIA JOHNSON G • 5-8 • So. • Baton Rouge, La. • Episcopal HS	Pts Reb Stl Ast Blk Season High - 1 - 1 - Career High 2 1 - 1 - PPG RPG APG FG 3FG FT 15-16 0.0 0.1 0.0 .000 .000 .000	<ul style="list-style-type: none"> Has played in 8 games this year Appeared in 7 games in 14-15 2 pts in collegiate debut vs. Grambling 21.8 ppg, 6.5 rpg as HS senior
3	ERICA SANDERS G • 5-10 • Fr. • San Antonio, Texas • Johnson HS	Pts Reb Stl Ast Blk Season High 8 6 4 4 - Career High 8 6 4 4 - PPG RPG APG FG 3FG FT 15-16 2.7 2.5 0.9 .378 .000 .688	<ul style="list-style-type: none"> Matched season-high w/ 8 pts vs. UF & MIZ 4 steals, clutch late FG vs. Kentucky (1/3) Season-high 8 points, 6 rebounds at Towson (12/20) 13.4 ppg, 6.3 rpg, 3.7 apg as HS senior San Antonio Defensive Player of Year as senior
10	BRANDY MONTGOMERY G • 5-10 • Jr. • Port St. Lucie, Fla. • Lincoln Park Acad.	Pts Reb Stl Ast Blk Season High 28 12 8 5 1 Career High 30 12 8 7 1 PPG RPG SPG FG 3FG FT 15-16 14.1 3.9 1.9 .365 .295 .765	<ul style="list-style-type: none"> Scored 1,000th career point vs. Kentucky (1/3) 20+ pts in 9 games this year Auburn's leading scorer; 9th in SEC 6th in SEC in steals (1.9/game) 25 pts, GW 3-pt FG vs. Minnesota (11/28)
13	KATIE FRERKING G/F • 6-1 • Jr. • Johns Creek, Ga. • Wesleyan School	Pts Reb Stl Ast Blk Season High 26 10 6 8 2 Career High 26 10 6 8 3 PPG RPG SPG FG 3FG FT 15-16 11.9 5.0 2.6 .392 .306 .709	<ul style="list-style-type: none"> SEC POW after D-D (18p/10r) vs. Florida (2/14) Leads SEC in steals (2.6/game) Leads AU in points, steals, assists in SEC play Career-high 26 pts, 6 stls vs. ECU (12/5) 1st career D-D vs. TAMU (13p/10r) in SEC Tour.
15	JAZMINE JONES F • 6-2 • So. • Winston-Salem, N.C. • West Forsyth HS	Pts Reb Stl Ast Blk Season High 16 10 5 6 2 Career High 21 10 5 6 2 PPG RPG SPG FG 3FG FT 15-16 5.5 3.8 1.5 .513 .000 .302	<ul style="list-style-type: none"> Led AU for 1st time in '16 w/ 10 pts vs. MIZ 1st career double-double (13p-10r) vs. ECU 2nd double-double (16p-10r), 5 stls vs. Bama Led AU w/ career-high 21 pts, 9 reb @ VU in '15 SEC Freshman of Week (3/2/15)
23	JESSICA JONES F • 6-2 • So. • Winston-Salem, N.C. • West Forsyth HS	Pts Reb Stl Ast Blk Season High 7 6 2 2 2 Career High 11 8 2 2 2 PPG RPG BPG FG 3FG FT 15-16 1.8 2.0 0.5 .477 .000 .560	<ul style="list-style-type: none"> Played all 31 games, started 2 in 14-15 1st career start at Arkansas (1/29/15) Career-hi 8 rebounds vs. Marquette (12/2/14) 2.6 ppg, 2.5 rpg in 14-15
33	JANIAH MCKAY G • 5-6 • Fr. • Gainesville, Fla. • Gainesville HS	Pts Reb Stl Ast Blk Season High 23 7 5 7 1 Career High 23 7 5 7 1 PPG RPG APG FG 3FG FT 15-16 8.8 2.0 2.3 .351 .266 .684	<ul style="list-style-type: none"> 23 pts/7 rebs at Towson; SEC Freshman/Week Started 7 games at PG 20 pts, 7 ast in collegiate debut vs UAB (11/13) Florida Class 6A Player of the Year as HS senior 24.2 ppg, 6.8 rpg, 3.1 apg as HS senior
35	CABRIANA CAPERS F • 6-1 • Sr. • Bolingbrook, Ill. • Bolingbrook HS	Pts Reb Stl Ast Blk Season High 10 9 2 3 1 Career High 10 9 3 3 1 PPG RPG APG FG 3FG FT 15-16 1.8 2.1 0.5 .468 .000 .478	<ul style="list-style-type: none"> Career-high 10 pts, 9 rebs in win at LSU (2/1) 10 pts, 6 rebs on Senior Day vs. Mizzou (2/21) Scored 4 points in OT at Marquette (12/13) Played in 23 games, started 1 in 14-15 Career-hi 8 pts, 7 rebs vs Hampton (12/30/14)
40	KHADY DIENG G • 5-10 • Jr. • Dakar, Senegal • Gatewood (Ga.) School	Pts Reb Stl Ast Blk Season High 10 7 2 5 2 Career High 16 8 4 5 2 PPG RPG APG FG 3FG FT 15-16 2.7 1.8 1.8 .321 .120 .818	<ul style="list-style-type: none"> Season-high 10 pts vs. Florida (2/14) Injured vs. Marquette; returned vs. FGCU Career-high 5 assists vs. UAB, Alabama Originally from Dakar, Senegal, moved to Georgia prior to her junior year of HS
44	TRA'CEE TANNER F/C • 6-3 • Sr. • Birmingham, Ala. • Hoover HS	Pts Reb Stl Ast Blk Season High 21 19 3 4 3 Career High 31 19 6 4 4 PPG RPG APG FG 3FG FT 15-16 12.0 7.1 1.3 .609 .000 .570	<ul style="list-style-type: none"> Scored 1,000th career point vs. Boise (11/27) 1st in SEC in FG% (.609) SEC POTW (1/4), consec. D-D vs. FGCU, UK Career-high 19 rebounds at FGCU (12/30) 14 career double-doubles; 6 this season

Auburn's NCAA Tournament History

All-Time Record: 29-18**Best Finish: National Runner-Up (1988, 1989, 1990)****1982 (No. 7 Seed - East Regional)**

Cheyney State L 64-75 1st Cheyney, Pa.

1983 (No. 5 Seed - Midwest Regional)

Missouri W 89-76 1st Auburn, Ala.

Louisiana Tech L 54-81 RS Ruston, La.

1985 (No. 3 Seed - Midwest Regional)

Memphis State W 82-64 1st Auburn, Ala.

NE Louisiana L 71-76 RS Monroe, La.

1986 (No. 3 Seed - Midwest Regional)

Southern Illinois W 61-39 2nd Auburn, Ala.

Ole Miss L 55-56 (OT) RS Austin, Texas

1987 (No. 1 Seed - Mideast Regional)

Illinois W 92-58 2nd Auburn, Ala.

Old Dominion W 77-61 RS Knoxville, Tenn.

Tennessee L 61-77 RF Knoxville, Tenn.

1988 (No. 1 Seed - Mideast Regional)

Penn State W 94-66 2nd Auburn, Ala.

Georgia W 68-65 RS Athens, Ga.

Maryland W 103-74 RF Athens, Ga.

Long Beach St. W 68-55 FF Tacoma, Wash.

Louisiana Tech L 54-56 NC Tacoma, Wash.

1989 (No. 1 Seed - Mideast Regional)

Temple W 88-54 2nd Auburn, Ala.

Clemson W 71-60 RS Auburn, Ala.

Ole Miss W 77-51 RF Auburn, Ala.

Louisiana Tech W 76-71 FF Tacoma, Wash.

Tennessee L 60-76 NC Tacoma, Wash.

1990 (No. 2 Seed - Mideast Regional)

Tennessee Tech W 73-54 2nd Auburn, Ala.

Vanderbilt W 89-67 RS Iowa City, Iowa

Washington W 76-50 RF Iowa City, Iowa

Louisiana Tech W 81-69 FF Knoxville, Tenn.

Stanford L 81-88 NC Knoxville, Tenn.

1991 (No. 3 Seed - Mideast Regional)

Holy Cross W 84-58 2nd Auburn, Ala.

Vanderbilt W 58-45 RS Knoxville, Tenn.

Tennessee L 65-69 RF Knoxville, Tenn.

1992 (No. 3 Seed - Mideast Regional)

Louisville W 66-61 2nd Auburn, Ala.

Iowa L 50-63 RS Iowa City, Iowa

1994 (No. 9 Seed - East Regional)

Virginia Tech W 60-51 2nd Blacksburg, Va.

Connecticut L 59-81 RS Storrs, Conn.

1996 (No. 6 Seed - West Regional)

Hawaii W 73-53 1st Boulder, Colo.

Colorado W 68-61 (OT) 2nd Boulder, Colo.

Penn State W 75-69 RS Seattle, Wash.

Stanford L 57-71 RF Seattle, Wash.

1997 (No. 7 Seed - Mideast Regional)

Louisville W 68-65 1st Ruston, La.

Louisiana Tech L 48-74 2nd Ruston, La.

1999 (No. 5 Seed - East Regional)

Texas W 69-61 1st Blacksburg, Va.

Virginia Tech L 61-76 2nd Blacksburg, Va.

2000 (No. 7 Seed - Midwest Regional)

SW Missouri St. W 78-74 1st State College, Pa.

Penn State L 69-75 2nd State College, Pa.

2004 (No. 7 Seed - East Regional)

NC State W 79-59 1st Bridgeport, Conn.

Connecticut L 53-79 2nd Bridgeport, Conn.

2008 (No. 11 Seed - West Regional)

Geo. Washington L 56-66 1st Palo Alto, Calif.

2009 (No. 2 Seed - Oklahoma City Regional)

Lehigh W 85-49 1st Piscataway, N.J.

Rutgers L 52-80 2nd Piscataway, N.J.

Auburn Women's Basketball Quick Hitters

- Auburn is making its 19th NCAA Tournament appearance and its first since 2009
- This is the third NCAA Tournament appearance for Coach Terri Williams-Flournoy; she took Georgetown twice (2011, 2012)
- Auburn is 29-18 all-time in the NCAA Tournament and has been national runner-up three times (1988, 1989, 1990)
- This is Auburn's second time as a No. 9 seed; the Tigers went 1-1 as the 9-seed in 1994
- This will be Auburn's second NCAA Tournament game in the state of Texas (Ole Miss in 1986 regional semifinal in Austin)
- Auburn faces St. John's for the third time with all three meetings coming since the 2013-14 season
- The Tigers and Red Storm have each won one meeting in the series, both on their home floors
- St. John's defeated Auburn 56-49 on Dec. 20 of last season at Carnesecca Arena in Queens, N.Y.
- Auburn and Baylor have met once, in the 2003 WNIT Championship Game at Baylor (Auburn won 64-63)
- Auburn and Idaho have never met
- Auburn has won 16 of its last 17 opening round games and is 16-2 all-time in first-round NCAA Tournament games
- Auburn is 16-6 all-time against current members the Big East Conference (0-1 this season)
- Auburn is 4-4 all-time against current members of the Big 12 Conference (last meeting: 2013 vs. Iowa State, L 57-68)
- Auburn is 3-0 all-time against current members of the Big Sky Conference (last meeting: 1995 vs. E. Washington, W 69-39)
- Auburn is 8-5 all-time in the state of Texas (last win: Dec. 19, 2007, at Sam Houston State, 80-36)
- With the win over Missouri, Auburn snapped three 3-game losing streaks: overall, to Missouri, and in the state of Florida
- Auburn's last win over a top-5 opponent was March 1, 1997, vs. #4 Georgia in the SEC Tournament (75-47)
- Auburn's last win over a top-2 opponent was Feb. 21, 1993, vs. #2 Vanderbilt at home (55-53)
- Auburn's 8-8 record in SEC play was its best league record since also finishing 8-8 in the 2009-10 season
- With the win over No. 16 Florida on Feb. 14, Auburn has multiple top-25 wins in one season for the first time since 2009-10
- Auburn has had two SEC Players of the Week (Frerking, Tanner) for the first time since 2008-09
- Auburn's win over Vanderbilt on Feb. 4 was the first home win over the Commodores since 1999
- Auburn's win over LSU in Baton Rouge on Feb. 1 was the first for the Tigers at LSU since 2010
- The Tigers are 2-1 in overtime this season; 3 OT games ties for the second-most in a season in team history
- Auburn got its first win over a top-10 opponent since 2010 with a 66-61 win over No. 7 Kentucky on Jan. 3
- Auburn is second in the SEC and 10th in the nation in steals per game (11.6) and 11th NCAA in turnovers forced (21.5)
- Junior Katie Frerking leads the SEC in steals (2.6/game), yet was not named to the SEC All-Defensive Team
- During Auburn's 5-game win streak (2/1-14), Frerking led AU in scoring (16.2), rebounds (5.8), assists (4.3) and steals (3.0)
- Auburn tied a school record with 24 steals vs. East Carolina (12/5) and forced 33 turnovers, 9th most in AU history
- Auburn forced Winthrop into 35 turnovers (12/16), seventh-most in Auburn history
- Auburn has forced 25+ turnovers nine times this season (35 vs. Winthrop; 33 vs. ECU; 30 vs. George Mason; 29 vs. Vandy; 28 vs. Arkansas; 28 at Florida; 27 vs. Boise State; 26 vs. Kentucky; 25 vs. Savannah State); Tigers are 8-1 in those games
- Auburn's 21 steals vs. Arkansas (1/24) were the most in program history against an SEC opponent
- Auburn finished non-conference play with a 10-3 mark, one game better than their 2014-15 non-SEC record
- Senior Tra'Cee Tanner was named SEC Player of the Week (Jan. 4) after back-to-back double-doubles vs. FGCU and Kentucky
- Tanner has six double-doubles on the season (UAB, Boise State, Marquette, FGCU, Kentucky, Tennessee) and 14 career

Moving On Up (Auburn Milestone Watch) . .

- Tra'Cee Tanner** is 14th in career rebounds (742); needs 7 more to tie for 12th (C.C. Hayden & Kendall Mago, 749)
- Tra'Cee Tanner** is 17th in career scoring (1,308); needs 2 points to tie for 16th (Debra Larkin, 1,310)
- Tra'Cee Tanner** is 3rd in career field goal percentage (.569)
- Tra'Cee Tanner** is 9th in career blocks (130); needs 9 to tie for 7th (DeWanna Bonner & Jordan Greenleaf, 139)
- Tra'Cee Tanner** is 9th in career double-doubles (14), needs 1 to tie for 8th (Consweila Sparrow, 15th)
- Tra'Cee Tanner** is tied for 4th in all-time games played at Auburn (130); needs 2 to tie for all-time lead (Ruthie Bolton & Linda Godby, 132)
- Tra'Cee Tanner** is one of 5 players in AU history with 1,000 points, 500 rebounds, 100 blocks, 100 assists, 100 steals
- Brandy Montgomery** is 6th all-time in 3-point attempts (479), needs 21 to tie for 5th (Samantha Williams, 500)
- Brandy Montgomery** is 7th all-time in 3-point field goals (139), needs 10 to tie for 6th (Kristen Mulligan, 149)
- Brandy Montgomery** is 22nd all-time in career scoring (1,193); needs 29 points to tie for 21st (Brenda Hill, 1,222)
- Brandy Montgomery** has 51 3-point field goals this season, needs 1 to move into single-season top 10
- Brandy Montgomery** is 4th in single-season 3-point attempts (176), needs 2 to tie for 3rd (Tiffany Krantz, 178)
- Katie Frerking** is tied for 24th in career assists (202), needs 5 to tie for 23rd (Terryland Robinson, 207)
- Katie Frerking** has 151 career steals; needs 41 to move into all-time top 10 (Carolyn Jones, 192)
- Katie Frerking** has 413 career rebounds, needs 57 to move into all-time top 35 (Carolyn Jones & Parrisha Simmons, 470)
- Katie Frerking** has 151 career steals; needs 41 to move into all-time top 10 (Carolyn Jones, 192)
- Katie Frerking** is tied for 6th in single-season steals (78); needs 4 to move up to 2nd (Hasina Muhammad, 82)

OPENING TIP

» Auburn returns to the NCAA Tournament for the first time since 2009 and travels to Waco, Texas, for the first and second rounds. The Tigers, seeded 9th in the Dallas Region, will face 8th-seeded St. John's at 6:30 p.m. Friday, March 18, at the Ferrell Center.

» The Tigers enter Friday's game at 19-12 overall, 8-8 in SEC play, looking for its first NCAA win since 2009.

Auburn was an at-large selection, one of nine teams picked from the SEC. St. John's is 23-8 overall and earned an automatic bid as the Big East tournament champion.

» This is the third meeting in the last three seasons between Auburn and St. John's. The Tigers won at home in 2013-14 and St. John's earned a win in Queens, N.Y., last season.

LAST TIME OUT - #3 S. CAROLINA 58, AUBURN 47

» Brandy Montgomery scored 14 points in the fourth quarter as Auburn surged back late, but the Tigers fell short to No. 3/2 South Carolina 57-48 in the SEC Tournament quarterfinal.

» The Tigers held SEC Champion South Carolina to its second-lowest scoring output of the season and outscored the Gamecocks 32-25 in the second half after trailing by 16 at halftime. A late surge in the second quarter by Carolina, plus the Gamecocks attempting 20 more free throws than Auburn, proved to be the difference in the game.

» Montgomery finished with a game-high 18 points - all in the second half - with 14 of those coming in the fourth quarter. After a slow start where she missed her first seven shots, she knocked down seven of her last 10 attempts and single-handedly opened the fourth quarter on a 10-4 run, helping Auburn cut a 20-point deficit to single-digits.

» Tanner and freshman Janiah McKay each finished with 10 points, giving the Tigers three players in double-figures. Tanner, Montgomery and Katie Frerking tied for the team rebounding lead with six apiece.

» Auburn held South Carolina to a shooting percentage of 31.7 percent - its lowest in at least two years - while the Tigers shot 35.7 percent from the floor. The Gamecocks - taller at every position - had just one more rebound (36) than Auburn (35). The Tigers also won the turnover battle, forcing Carolina into 16 while committing 15 of their own.

UP NEXT

» With a win, Auburn would face the winner of #1 Baylor and #16 Idaho on Sunday, March 20. Game time is TBD.

PLAYER TO WATCH: TRA'CEE TANNER

» Senior Tra'Cee Tanner was the SEC Player of the Week (1/4) after back-to-back double-doubles vs. FGCU and Kentucky. She leads the SEC (4th NCAA) in field goal percentage (60.9%) and has six double-doubles.



QUICK HITS

» Auburn is in its 45th season of women's basketball and sports an all-time record of 881-438... The Tigers are 215-209 all-time in SEC play... Auburn is making its 19th NCAA Tournament appearance ... The Tigers also have five WNIT appearances and three Final Fours in the program's history ... Head Coach Terri Williams-Flournoy is in her fourth season at Auburn ... She has a 213-164 record as a head coach and is 70-60 at Auburn ... Coach Flo won her 200th career game against East Carolina on Dec. 5 ... She is 3-2 all-time as a head coach in the NCAA Tournament. Auburn is guaranteed a winning record for the third time in four seasons and the 37th time in 45 years of Auburn women's basketball.

A WIN IN THE FIRST ROUND WOULD...

» Give Auburn its first NCAA Tournament win since 2009.

» Give Auburn its 22nd 20-win season in program history.

» Improve Auburn to 2-1 all-time against St. John's.

» Be the Tigers' second NCAA Tournament win as a No. 9 seed.

AUBURN-ST. JOHN'S SERIES

» Auburn and St. John's have met twice with each team winning on its home floor. The Tigers won at home in 2013-14 and St. John's won at home in 2014-15.

LAST MEETING: ST. JOHN'S 56, AUBURN 49 (12/20/14)

» Junior Tra'Cee Tanner had her second double-double of the season, but Auburn's rally from a big early deficit came up short in a 56-49 loss at 25th-ranked St. John's on Dec. 20, 2014.

» The Tigers trailed by as much as 17 late in the first half but put together a second-half rally that saw them get within three points on two occasions. However, Auburn could not quite get over the hump despite putting major pressure on the Red Storm throughout the second half.

» Tanner led Auburn with 12 points and 10 rebounds, including seven boards on the offensive end. It was her second double-double of the year to go along with 16 points and 10 rebounds in the season-opener against Troy. Sophomore Khady Dieng matched Tanner's scoring output with 12 points of her own on 5-of-8 shooting.

» Kiani Parker had a strong day at the point guard position, scoring eight points along with five assists. She was key in the second-half defensive effort, recording three steals and putting constant pressure on the ball in the backcourt.

SEC STANDINGS & SCHEDULE

	(thru SEC Tournament)					
	SEC Games			All Games		
	W	L	Pct.	W	L	Pct.
^South Carolina	16	0	1.000	31	1	.969
Texas A&M	11	5	.688	21	9	.700
Mississippi St.	11	5	.688	26	7	.788
Florida	10	6	.625	22	8	.733
Kentucky	10	6	.625	23	7	.767
Georgia	9	7	.563	21	9	.700
Tennessee	8	8	.500	19	13	.594
Missouri	8	8	.500	21	9	.700
AUBURN	8	8	.500	19	12	.612
Arkansas	7	9	.438	12	18	.400
Vanderbilt	5	11	.313	18	14	.563
Alabama	4	12	.250	15	15	.500
LSU	3	13	.188	10	21	.323
Ole Miss	2	14	.125	10	20	.333

^ SEC regular-season & tournament champion

POSTSEASON SCHEDULE

NCAA First Round - Friday, March 18

11 a.m. - Florida vs. Albany (Syracuse, N.Y.)
1:30 p.m. - Chattanooga at Miss. State (Starkville, Miss.)
4 p.m. - Tennessee vs. Green Bay (Tempe, Ariz.)
6:30 p.m. - Auburn vs. St. John's (Waco, Texas)
6:30 p.m. - Jacksonville at S. Carolina (Columbia, S.C.)

NCAA First Round - Saturday, March 19

3 p.m. - UNC Asheville at Kentucky (Lexington, Ky.)
3 p.m. - Missouri St. at Texas A&M (College Station)
5:30 p.m. - Missouri vs. BYU (Austin, Texas)
8 p.m. - Georgia vs. Indiana (South Bend, Ind.)

SEC TOURNAMENT RESULTS

First Round - Wednesday, March 2

#13 LSU 58 - #12 Alabama 49
#11 Vanderbilt 74 - #14 Ole Miss 59

Second Round - Thursday, March 3

#9 Auburn 47 - #8 Missouri 45
#5 Kentucky 79 - #13 LSU 71
#7 Tennessee 68 - #10 Arkansas 51
#11 Vanderbilt 54 - #6 Georgia 49 (OT)

Quarterfinals - Friday, March 4

#1 South Carolina 58 - #9 Auburn 47
#5 Kentucky 92 - #4 Florida 69
#7 Tennessee 70 - #2 Texas A&M 60
#3 Mississippi State 63 - #11 Vanderbilt 46

Semifinals - Saturday, March 5

#1 South Carolina 93 - #5 Kentucky 63
#3 Mississippi State 58 - #7 Tennessee 48

Championship - Sunday, March 6

#1 South Carolina 66 - #3 Mississippi State 52

Associated Press Top 25

(Regular Season Final)

Rk	Team	Record	Prev
1	Connecticut (32)	32-0	1
2	Notre Dame	31-1	2
3	South Carolina	31-1	3
4	Baylor	33-1	4
5	Maryland	30-3	5
6	Oregon State	28-4	6
7	Texas	28-3	7
8	Louisville	25-7	8
9	Ohio State	24-7	9
10	UCLA	24-8	10
11	Arizona State	25-6	11
12	Kentucky	23-7	12
13	Stanford	24-7	13
14	Syracuse	25-7	14
15	Mississippi State	26-7	15
16	Michigan State	24-8	16
17	Florida State	23-7	17
18	Texas A&M	21-9	19
19	Miami	24-8	20
20	DePaul	25-8	18
21	South Florida	23-8	20
22	Colorado State	31-1	22
23	West Virginia	24-9	23
24	Oklahoma	21-10	24
25	Florida	22-8	25

Also receiving votes: George Washington, Army, James Madison, Washington, St. John's, UTEP, **Florida Gulf Coast**, **Tennessee**, Belmont, Albany, BYU, Oklahoma State.

USA TODAY Coaches' Top 25

(Week 18: March 8)

Rk	Team	Record	Prev
1	Connecticut (32)	32-0	1
2	South Carolina	31-1	2
3	Notre Dame	31-1	3
4	Baylor	33-1	4
5	Maryland	30-3	5
6	Oregon State	28-4	8
7	Texas	28-4	7
8	Louisville	25-7	6
9	Ohio State	24-7	9
10	Florida State	23-7	10
11	Arizona State	25-6	11
12	UCLA	24-8	14
13	Kentucky	23-7	13
14	Mississippi State	26-7	16
15	Syracuse	25-7	17
16	Stanford	24-7	12
17	Michigan State	24-8	19
18	Texas A&M	21-9	15
19	Miami	24-8	21
20	South Florida	23-9	20
21	DePaul	25-8	18
22	Colorado State	28-1	23
23	Oklahoma	21-10	22
24	BYU	26-5	NR
25	Florida	22-8	24

Also receiving votes: West Virginia, **Florida Gulf Coast**, St. John's, UTEP, Green Bay, George Washington, Albany, Seton Hall, Duquesne, Western Kentucky, NC State, James Madison, Chattanooga, Villanova, Duke.

AUBURN IN THE NCAA TOURNAMENT

» Auburn is making its 19th appearance in the NCAA Tournament and its first since 2009.

» The Tigers are 29-17 (.630) all-time in the NCAA Tournament. Auburn has advanced to three Final Fours, finishing as national runner-up each time (1988, 1989, 1990).

» Auburn's last time advancing to the regional round came in 1996, when the Tigers defeated Hawaii and Colorado in the first two rounds to advance to the West Regional in Seattle. The Tigers then defeated Penn State before falling to Stanford in the regional final.

» Auburn's last appearance in the NCAA Tournament came in 2009, when the Tigers were a No. 2 seed in the tournament but were sent to Piscataway, N.J., for the first two rounds. The Tigers defeated Lehigh 85-49 in the first round but then fell to 10th-seeded Rutgers on their home floor 80-52 in the second round.

COACH FLO IN THE NCAA TOURNAMENT

» Head coach Terri Williams-Flournoy is making her first appearance in the NCAA Tournament as Auburn's head coach and her third overall as a head coach. She is 3-2 as a head coach in the NCAA Tournament.

» Coach Flo led Georgetown to the Big Dance in each of her last two seasons with the Hoyas in 2011 and 2012.

» In 2011, Georgetown advanced to the Sweet 16 as a No. 5 seed. The Hoyas defeated Princeton 65-49 in the first round, then upset No. 4 seed Maryland on its home floor in the second round, 79-57. The Hoyas would lose a close game to No. 1 UConn in the regional semifinal, 68-63.

» Georgetown made it to the second round in 2012. Again as a No. 5 seed, the Hoyas defeated Fresno State 61-56 in the first round in Chapel Hill, N.C., before falling to fourth-seeded Georgia Tech 76-64 in the second round.

» Coach Flo helped take nine teams to the NCAA Tournament as an assistant coach: Georgetown (1993), Georgia (1997-2002) and Southwest Missouri State (2003, 2004). Her 1999 Georgia team advanced to the Final Four.

» As a player, she competed in the NCAA Tournament three out of her four years at Penn State. The Nittany Lions advanced to the second round in 1988, 1990 and 1991.

AUBURN AT A GLANCE

» Auburn is 19-12 for the 2015-16 season and finished 8-8 in SEC play. Coach Flo has her best regular-season win total since arriving at Auburn (won 16 regular-season games in 2013 and 2014).

» Junior Brandy Montgomery finished the regular season as the SEC's ninth-leading scorer, averaging 14.1

points/game. She also averages 1.9 steals per contest, sixth-best in the league. Montgomery scored a season-high 28 in the win over George Mason and has topped the 20-point mark nine times this year. She also had her second career double-double with 24 points and 12 rebounds at Marquette.

» Senior Tra'Cee Tanner leads the SEC and is sixth in the nation in field goal percentage (60.9%), and was a perfect 7-for-7 from the field in a win at Ole Miss on Feb. 11. She averages 12.0 points and a team-leading 7.1 rebounds per game; both rank in the top 20 in the SEC.

» Junior Katie Frerking leads the SEC with 2.6 steals per game. She also averages 11.9 points and 5.0 rebounds per contest. She has played almost every position on the floor during her career, including some point guard this season. Frerking has had a career-high six steals in three games this season.

COMEBACK KIDS

» Auburn has overcome double-digit deficits four times this season to pick up come-from-behind victories with three of those in SEC play.

» Auburn's first big comeback came against Boise State in the San Juan Shootout when the Tigers trailed by as many as 12 late in the first quarter before fighting back for a 55-53 win.

» The Tigers were down by 17 points to No. 7 Kentucky with just under 3:00 to play in the first half but cut the deficit to nine at halftime and eventually pulled ahead for a 66-61 upset win on Jan. 3.

» On Feb. 11, Auburn trailed by 12 points midway through the third quarter at Ole Miss but outscored the Rebels 20-8 in the fourth quarter to pick up a 65-60 victory in Oxford.

» Auburn found itself down 10 points early to No. 16 Florida, but outscored the Gators 15-2 the rest of the first quarter and pulled away late for an 80-58 win on Feb. 14 at home.

WINNING WITH DEFENSE

» Auburn has forced 20 or more turnovers in 19 of its last 28 games and 25 or more in eight of those 19. Under Coach Flo, Auburn is 27-6 when forcing 25 or more opponent turnovers (8-1 this season).

» Coming into the postseason, Auburn ranked 12th in the nation in turnovers forced (21.2/game) and ninth in the nation in steals (11.4/game).

» Against East Carolina on Dec. 5, Auburn tied a school record with 24 steals (previous: 24 vs. Tennessee State in 2001) and forced 33 turnovers, tied for the ninth most in program history.

PLAYER TO WATCH: KATIE FRERKING

» Frerking was one of two players - along with UGA's Shacobia Barbee - to rank in the SEC's top 15 in scoring (14th - 12.3 ppg), assists (10th - 3.0/game) and steals (1st - 2.7/game), yet was snubbed for postseason honors.



» One home game later, Auburn forced Winthrop into 35 turnovers, the most under Coach Flo at Auburn and seventh-most in program history (fourth-most vs. a Division I opponent).

» Auburn forced No. 7 Kentucky into a season-high 26 turnovers in the Tigers' 66-61 upset victory on Jan. 3.

» In the OT win over Arkansas on Jan. 24, Auburn had 21 steals, tied for ninth in program history and the most ever against an SEC opponent. The Tigers forced 28 Razorback turnovers.

» The Tigers forced Vanderbilt into 29 turnovers in a home win on Feb. 4, tied for the second-most ever by an SEC opponent.

» Brandy Montgomery (8 steals) and Katie Frerking (6 steals) set career highs vs. ECU. Montgomery's eight tied for the sixth-most in program history. Frerking later had six steals against Winthrop and Arkansas.

» Auburn held Missouri to a season-low 45 points in its second-round SEC Tournament win. The Tigers then followed that up by holding South Carolina to 57 points in a quarterfinal loss; only Connecticut held the Gamecocks to fewer points in a game this season.

SHE'S FRERKING AWESOME

» Junior Katie Frerking was Auburn's do-everything player in conference play, leading the Tigers in scoring (12.6/game), assists (3.0/game) and steals (2.6/game) in SEC games.

» She was named SEC Player of the Week after her second career-double-double led the Tigers past No. 16 Florida on Feb. 14. She led the team with 18 points, 10 rebounds, 5 assists and 4 steals in the game.

» During Auburn's five-game winning streak from Feb. 1-14, she averaged a team-leading 16.2 points, 5.8 rebounds, 4.3 assists and 3.0 steals. And in two wins over Alabama this year, she's totaled 43 points (21 at home, 22 on the road).

WORKING OVERTIME

» Auburn is 2-1 in overtime games this season. Three overtime games ties for the second-most in a single season in program history.

» Auburn's 81-79 overtime win over Minnesota at the San Juan Shootout on Nov. 28 was the Tigers' first overtime game since the 2014 season when the Tigers lost in OT at Ole Miss.

» It only took two more games for Auburn to play its second OT game of the season, this a 70-69 loss at Marquette on Dec. 13.

» Brandy Montgomery hit a 3-pointer with 8.6 seconds left to force overtime against Arkansas on Jan. 24, and Auburn outscored the Razorbacks 15-4 in the extra period for a 71-60 win.

» Auburn is now 19-19 all-time in overtime games. The Tigers are 3-2 in OT under Coach Flo.

» Auburn's win over Arkansas on Jan. 24 was just the second overtime game at Auburn Arena. The first was a 70-65 double OT win over Alabama on Feb. 27, 2014.

» Auburn has played two overtime games in the NCAA Tournament. The Tigers lost to Ole Miss in the 1986 Midwest Regional semifinal in Austin, Texas, 56-55. Auburn defeated Colorado 68-61 in the West Regional second round in Boulder, Colo., in 1996.

TURNOVERS FORCED - ALL-TIME TOP 10

Date	Opponent	Turnovers	Result
12-17-00	Puerto Rico-Mayaguez	45	W, 106-25
2-14-95	Lynn	40	W, 107-25
12-29-03	Alabama A&M	39	W, 95-28
12-5-01	Tennessee State	39	W, 96-46
12-22-11	Central Conn. State	37	W, 49-40
11-14-08	at Alabama A&M	37	W, 91-53

12-16-15	Winthrop	35	W, 76-33
1-6-88	Tuskegee	35	W, 105-44
11-24-90	Southern	34	W, 99-30
12-5-15	East Carolina	33	W, 83-69

TURNOVERS FORCED - TOP 7 vs. SEC

Date	Opponent	Turnovers	Result
3-3-13	Mississippi State	31	W, 74-65
2-4-16	Vanderbilt	29	W, 53-45
2-23-12	Alabama	29	W, 81-40
1-9-00	South Carolina	29	W, 73-50
1-9-93	Arkansas	29	W, 68-49
1-24-16	Arkansas	28	W, 71-60, OT
2-28-16	at Florida	28	L, 49-56

STEALS - ALL-TIME TOP 10

Date	Opponent	Steals	Result
12-5-15	East Carolina	24	W, 83-69
12-5-01	Tennessee State	24	W, 96-46
12-21-04	Monmouth	23	W, 73-44
12-7-03	Buffalo	23	W, 82-32
12-17-00	Puerto Rico-Mayaguez	23	W, 106-25
11-14-14	Troy	22	W, 71-54
12-29-12	Samford	22	W, 80-51
11-14-08	Alabama A&M	22	W, 91-53
1-25-16	Arkansas	21 (OT)	W, 71-60
12-29-03	Alabama A&M	21	W, 95-28

STEALS - TOP 5 vs. SEC

Date	Opponent	Steals	Result
1-25-16	Arkansas	21 (OT)	W, 71-60
2-9-14	Mississippi State	20	W, 51-43
2-16-14	Missouri	18	L, 58-68
2-14-88	Kentucky	17	W, 93-57
2-23-14	Georgia	16	W, 67-59

BIG-TIME BRANDY

» Junior Brandy Montgomery has been a major offensive weapon for Auburn, leading the Tigers in scoring 12 times this year while averaging 14.1 points/game.

» With her 14th point vs. Kentucky on Jan. 3, she became the 31st player in Auburn history with 1,000 career points. She was the second this season to reach that milestone, joining senior Tra'Cee Tanner.

» She has scored 20+ points in nine games this year. Her season-high of 28 came on Dec. 23 against George Mason when she was 10-of-16 from the field and 6-of-10 from 3-point range.

» Montgomery has also been a big defensive threat as she ranks seventh in the SEC with 2.1 steals per game. She had a career-high 8 steals in Auburn's win over East Carolina on Dec. 5.

» In the win over George Mason on Dec. 23, Montgomery had a stretch where she hit seven consecutive shots - five of them 3-pointers - including a bank-shot trey at the first-half buzzer. She scored 21 of her 28 points in the game in a 10-minute stretch spanning the second and third quarters.

» In a 25-point night against Minnesota at the San Juan Shootout in Puerto Rico, Montgomery hit the game-tying and game-winning 3-point field goals in overtime in the Tigers' 81-79 victory.

» In Auburn's win over No. 7 Kentucky on Jan. 3, she scored 27 points, grabbed a key offensive rebound with 13 seconds left and hit four free throws in the closing seconds to ice the victory for Auburn.

» She almost single-handedly brought Auburn back from a 20-point deficit in the SEC Tournament quarterfinal vs. No. 3/2 South Carolina, scoring 18 second-half points (14 in the 4th quarter) to cut the final margin to single-digits.

Auburn Career Scoring Leaders

No.	Player	Years	Points
1.	DeWanna Bonner	2005-09	2,162
2.	Becky Jackson	1980-84	2,068
3.	Vickie Orr	1985-89	2,035
4.	Marianne Merritt	1975-79	1,979
5.	Carolyn Jones	1988-91	1,831
6.	Natasha Brackett	2001-05	1,716
7.	Mae Ola Bolton	1984-88	1,616
8.	Alli Smalley	2007-11	1,601
9.	Angie Hannah	1978-82	1,583
10.	Tyrese Tanner	2010-14	1,515
11.	Le'Coe Willingham	1999-03	1,475
12.	Lori Monroe	1979-83	1,415
13.	Tasha Hamilton	1997-01	1,402
14.	Sherell Hobbs	2005-09	1,372
15.	Linda Godby	1986-90	1,365
16.	Debra Larkin	1981-85	1,310
17.	Tra'Cee Tanner	2012-present	1,308
18.	C.C. Hayden	1989-92	1,306
19.	Conswella Sparrow	1997-00	1,249
20.	Blanche Alverson	2009-13	1,244
21.	Brenda Hill	1981-85	1,222
22.	Brandy Montgomery	2013-present	1,193
23.	Monique Morehouse	1992-96	1,191
24.	Lauretta Freeman	1989-93	1,188
25.	Hasina Muhammad	2001-15	1,184
	Sharon Stewart	1984-88	1,184
27.	Ruthie Bolton	1985-89	1,176
28.	Tiffany Krantz	1996-00	1,136
29.	Samantha Williams	1992-96	1,106
30.	KeKe Carrier	2005-10	1,017

Auburn Career Rebounding Leaders

No.	Player	Years	Rebounds
1.	Becky Jackson	1980-84	1,118
2.	DeWanna Bonner	2005-09	1,047
3.	Lori Monroe	1979-83	1,015
4.	Vickie Orr	1985-89	1,006
5.	Lauretta Freeman	1989-93	976
6.	Marianne Merritt	1975-79	972
7.	Le'Coe Willingham	1999-03	927
8.	Monique Morehouse	1992-96	792
9.	Jordan Greenleaf	2006-11	761
	Charlene Thomas	1984-87	761
11.	Sharon Stewart	1984-88	757
12.	C.C. Hayden	1989-92	749
	Kendall Mago	1988-92	749
14.	Tra'Cee Tanner	2012-present	742
15.	Tasha Hamilton	1997-01	663
16.	Mae Ola Bolton	1984-88	653
17.	Marita Payne	2002-06	630
18.	Sherell Hobbs	2005-09	612
19.	Brenda Hill	1982-85	604
20.	Blanche Alverson	2009-13	602
21.	KeKe Carrier	2005-10	600
22.	Angie Hannah	1978-82	588
23.	Linda Godby	1986-90	580
24.	Tyrese Tanner	2010-14	572
	Conswella Sparrow	1997-00	572

Auburn Career Assists Leaders

No.	Player	Years	Assists
1.	Whitney Boddie	2005-09	603
2.	Renae Halbrooks	1978-82	593
3.	Helene Baroody	1983-87	587
4.	Kristen Mulligan	1992-96	551
5.	Ruthie Bolton	1985-89	526
6.	Martha Monk	1979-81	525
7.	Chantel Tremitiere	1987-91	490
8.	Tiffany Krantz	1996-2000	414
9.	Debra Larkin	1981-85	386
10.	Samantha Williams	1991-96	323
11.	Nicole Loudon	2001-05	311
12.	Alli Smalley	2007-11	303
13.	Morgan Toles	2009-11	267
14.	Najat Ouadad	2011-13	259
15.	Cindy Sagrera	1981-84	254
16.	Mae Ola Bolton	1984-88	252
17.	Nitasha Brown	2002-06	236
18.	DeWanna Bonner	2005-09	226
19.	Tasha Hamilton	1997-2001	219
20.	Angie Hannah	1978-82	214
21.	Lynn Stevenson	1987-91	212
22.	LaRita Spencer	1999-2001	209
23.	Terryland Robinson	1989-93	207
24.	Katie Frerking	2013-present	202
	Diann McNeil	1984-88	202
26.	Justine Agbatan	1995-98	201
27.	Nancy Derrick	2000-04	200
	Sherell Hobbs	2005-09	200
29.	Tamela McCorvey	2006-08	189
30.	Carolyn Jones	1988-91	187

Auburn in the SEC Stats

(as of 2/28/16)

Category/Individual	SEC Rank
Scoring	63.7 (11th)
Brandy Montgomery	14.5 (9th)
Tra'Cee Tanner	12.3 (15th)
Katie Frerking	12.1 (18th)
Scoring Defense	59.9 (10th)
Free-Throw Pct.	63.1% (13th)
Field Goal Pct.	41.7% (7th)
Tra'Cee Tanner	60.8% (1st)
Brandy Montgomery	37.1% (11th)
Opp. Field Goal Pct.	39.3% (9th)
3-Point FG Pct.	27.3% (12th)
Opp. 3-Point FG Pct.	28.4% (7th)
Rebounds	35.8 (12th)
Tra'Cee Tanner	7.3 (10th)
Offensive Rebounds	13.7 (9th)
Tra'Cee Tanner	3.4 (3rd)
Defensive Rebounds	22.1 (11th)
Blocks	2.9 (11th)
Tra'Cee Tanner	1.0 (15th)
Assists	13.4 (9th)
Katie Frerking	3.1 (10th)
Steals	11.5 (2nd)
Katie Frerking	2.7 (1st)
Brandy Montgomery	1.9 (7th)
Turnover Margin	+3.0 (4th)

SEEING DOUBLE

» Auburn has posted 10 double-doubles as a team this season. Tra'Cee Tanner leads the way with six, Jazmine Jones has two, and Brandy Montgomery and Katie Frerking have one apiece.

» Tanner opened the season on a high note with her ninth career double-double, posting 18 points and 10 rebounds in the opener vs. UAB (Nov. 13).

» Brandy Montgomery and Tra'Cee Tanner each collected a double-double in Auburn's loss to Marquette on Dec. 13. Montgomery had 24 points and a career-high 12 rebounds, and Tanner had 13 points and matched her career-best with 12 boards.

» Tanner posted her second double-double of the year with 17 points and 11 rebounds in a 55-53 win over Boise State in Puerto Rico (Nov. 27).

» Tanner's fourth double-double included 15 points and a career-high 19 rebounds at Florida Gulf Coast (Dec. 30). It was Auburn's first 19-rebound game since KeKe Carrier had 19 vs. Valparaiso on Dec. 28, 2010. She followed that up with 17 points and 10 rebounds to help Auburn to a 66-61 upset of No. 7 Kentucky, then got her sixth double-double with 12 points and 10 rebounds at Tennessee (Jan. 10).

» Jazmine Jones had the first double-double of her career with 13 points and 10 rebounds in the win over East Carolina on Dec. 5. She got her second with a season-high 16 points and 10 rebounds in a win over Alabama on Jan. 14.

» Katie Frerking picked up her second career double-double with 18 points and 10 rebounds in Auburn's win over No. 16 Florida on Feb. 14, earning SEC Player of the Week honors.

MAGIC NUMBER: 70

» Auburn has been nearly unbeatable under Terri Williams-Flournoy when scoring 70 or more points. The Tigers are 10-0 this season and 41-4 in four years under Coach Flo when hitting the 70-point mark.

» The Tigers have won 22 straight games when scoring at least 70 points. Auburn's last loss when scoring 70+ came on March 2, 2014, when the Tigers fell 73-71 in overtime at Ole Miss on the final day of the regular season.

HONOR ROLL

» Katie Frerking was named SEC Player of the Week on Feb. 16 after her second career-double-double led the Tigers past No. 16 Florida on Feb. 14. She led the team with 18 points, 10 rebounds, 5 assists and 4 steals in the game.

» Tra'Cee Tanner was named SEC Player of the Week on Jan. 5 after back-to-back double-doubles at Florida Gulf Coast on Dec. 30 (15 pts/19 rebs) and at home in an upset win over No. 7 Kentucky on Jan. 3 (17 pts/10 rebs). It was Auburn's first SEC Player of the Week nod since November of 2012 (Hasina Muhammad).

» Janiah McKay was SEC Freshman of the Week on Dec. 22 after a 23-point, 7-rebound game at Towson.

» Katie Frerking was named to the CoSIDA Academic All-District Team on Feb. 11. Frerking has a 3.69 GPA in marketing/accounting.

» Tra'Cee Tanner was named to the SEC Community Service Team on Feb. 24.

MAJOR UPSET(S)

» Auburn pulled out its biggest win in several years on Jan. 3 as the Tigers defeated No. 7 Kentucky 66-61 at Auburn Arena. It was the 42nd all-time win over a top-10 opponent for Auburn and the first since 2010.

» The last top-10 win for Auburn came on Jan. 31, 2010, when the Tigers defeated #9 Georgia 69-53.

» With Kentucky ranked No. 7, it was the highest-ranked opponent for Auburn to defeat since the 1997 SEC Tournament final when the Tigers defeated No. 6 Florida 52-47 in Chattanooga to claim the SEC Tournament title.

» Auburn got its second win over a ranked opponent on Feb. 14 when the Tigers ran past No. 16 Florida 80-58. It was the first time since 2009-10 for Auburn to pick up multiple wins over ranked foes, and it was the largest margin of victory over a ranked opponent since a 30-point win over No. 10 Georgia in 2008.

MILESTONE FOR TRA'CEE...

» Senior Tra'Cee Tanner hit the 1,000-point career mark in Auburn's win over Boise State in Puerto Rico on Nov. 27, getting her 1,000th point on a free throw late in the third quarter.

» In doing so, she became just the fifth player in Auburn history with 1,000 points, 500 rebounds, 100 assists, 100 blocks and 100 steals - one of whom is her older sister, Tyrese Tanner:

Player	Pts	Rebs	Asts	Blks	Stls
DeWanna Bonner	2162	1047	226	139	208
Tyrese Tanner	1515	572	172	125	187
Lori Monroe	1415	1015	179	141	128
Tra'Cee Tanner	1308	742	139	130	143
Brenda Hill	1222	604	117	126	126

...AND FOR BRANDY

» Junior Brandy Montgomery topped the 1,000-point career mark with her 14th point of the game on Jan. 3 as she scored a game-high 27 points to lead Auburn to an upset win over No. 7 Kentucky.

» Montgomery is the 31st player in Auburn history to score 1,000 points.

STELLAR DEBUT

» Freshman Janiah McKay made the most of her collegiate debut on Nov. 13 vs. UAB, scoring 20 points and dishing out 7 assists off the bench. It was the best performance by an Auburn freshman in their collegiate debut since Hasina Muhammad scored 20 points vs. Maine on Nov. 9, 2012, which was also Coach Flo's debut.

» McKay followed that up with a 14-point night at Southeastern Louisiana that included two stellar plays in the fourth quarter to help seal the victory for the Tigers. She then scored a team-leading 16 points vs. Virginia.

» McKay made her first collegiate start vs. Winthrop on Dec. 16, and three games later, scored 23 points and had 7 rebounds vs. Towson, earning SEC Freshman of the Week honors. She started seven straight games from Dec. 16-Jan. 7.

» She was Auburn's leading scorer with 12 points in a Feb. 21 loss to Missouri, her first time leading the Tigers in an SEC game.

LOVING THAT ISLAND LIFE

» Auburn put together a 2-0 weekend at the San Juan Shootout in Puerto Rico over Thanksgiving weekend, earning a pair of close wins over Boise State (55-53) and Minnesota (81-79, OT).

» It was the second trip Auburn has made to Puerto Rico for women's basketball; the Tigers have amassed a 5-0 record when playing in Puerto Rico.

IN MARCH

» Auburn is 80-58 all-time in the month of March (records begin in 1978-79 season, not all dates provided prior to or during that year). Coach Flo is 10-7 in March as Auburn's head coach.

TOUGH SCHEDULE

» Five of Auburn's first six games in SEC play came against teams ranked in the nation's top 12 - #7

Kentucky, at #6 Mississippi State, at #12 Tennessee, at #9 Kentucky and vs. #2 South Carolina.

» Auburn faced 2015 NCAA participants Savannah State, Boise State, Minnesota and Florida Gulf Coast in the pre-SEC slate, along with WNIT participant Virginia.

» Six of Auburn's first seven SEC contests were against teams that were NCAA participants last season - Kentucky (twice), Mississippi State, Tennessee, South Carolina and Arkansas.

» After a stretch of six games against unranked opponents in the middle of the SEC schedule, three of Auburn's final four conference games came against ranked opponents - twice against Florida and one with Texas A&M.

HOME COURT ADVANTAGE

» Auburn is 59-33 at Auburn Arena since moving into the facility for the 2010-11 season. The Tigers are 9-4 at home for the 2015-16 season (5-3 SEC).

» The Tigers have dominated non-conference opponents at Auburn Arena, amassing a 38-6 record against non-SEC opponents. Auburn has won 19 of its last 20 home non-conference games; a loss to Virginia on Nov. 19 snapped a 16-game home non-conference winning streak.

» Auburn finished with the third-highest average attendance in program history. In 13 home games, Auburn drew a total of 33,312 fans (2,562 average), which was a 24.6% increase over the 2014-15 season.

» A season-high crowd of 3,651, the fifth-largest crowd in Auburn Arena history, was on hand for the regular-season finale against Texas A&M on Feb. 25.

SISTER ACT

» For the fourth-straight season, Auburn's roster features a sister combination as twin sophomores

Jazmine and Jessica Jones return for the Tigers.

» Other sister combinations to play together at Auburn include Tyrese (2010-14) and Tra'Cee Tanner (2012-present); Sherell (2004-09) and Reneisha Hobbs (2006-10), and Ruthie (1985-89) and Mae Ola Bolton (1984-88).

NEW FACES

» Auburn welcomes three newcomers to the roster for 2015-16, with two freshmen and one junior.

» Joining the Tigers to compete this season are G Jannah McKay (Gainesville, Fla.) and G Erica Sanders (San Antonio, Texas).

» Junior G Tiffany Lewis (Chattanooga, Tenn.) transferred to Auburn from Clemson during the offseason, but she will be ineligible for the 2015-16 season due to NCAA transfer rules.

WELCOME TO THE FAMILY

» Tyra Johnson of Decatur, Ala., signed with Auburn in the early signing period in November.

» Johnson was the Decatur Daily's Player of the Year as a junior, a first-team all-state selection in 2015, and averaged 15.4 points and 3.2 assists as a junior.

» Sira Toure of Kennewick, Wash., joined the Auburn women's basketball team in mid-January after transferring from Weber State. She will be eligible to compete for the Tigers following the 2016 fall semester.

» Toure played in 19 games at Weber State last season, averaging 2.7 points and 1.3 rebounds as a freshman.

THIS, THAT AND THE OTHER

» Senior Tra'Cee Tanner majors in apparel merchandising/production design and management, and

she designs and makes most of her own clothes.

» Tanner and her sister, Tyrese, have helped the women's team develop a relationship with Expressions of a BraveHeart, a program in the Auburn-Opelika area for youth and young adults with moderate to severe disabilities. The group spends a day with the team playing basketball and comes to one or two games per season.

» Auburn has received votes in the USA Today Coaches' Poll seven times this season, including the most current poll. Auburn also picked up votes in last week's AP poll. The Tigers had not received a vote in either of the two national polls since the preseason poll in 2010-11, and had not received votes in both polls since the preseason rankings in 2009-10.

» Junior Katie Frerking comes from what could only be described as an athletic family. Her brother, Andrew, was a backup quarterback at Baylor, and her sister, Lauren, currently plays volleyball at Georgia Tech.

Auburn's "Big Three" - Montgomery, Frerking & Tanner

For the 2015-16 season, Auburn has gone as its "Big Three" have gone. The Tigers are 11-1 when all three - Brandy Montgomery, Katie Frerking and Tra'Cee Tanner - score in double-figures, 7-3 when two of the three have 10+ points, and 1-8 when only one or none score 10 or more.



Opponent	Montgomery	Frerking	Tanner	Combined	Result
UAB	24	12	18	54	W 85-71
SE Louisiana	22	13	16	51	W 80-68
Virginia	8	8	6	22	L 52-69
Savannah St.	16	5	12	33	W 62-40
Boise St.	10	11	17	38	W 55-53
Minnesota	25	14	16	55	(OT) W 81-79
East Carolina	23	26	6	55	W 83-69
Marquette	24	12	13	49	(OT) L 69-70
Winthrop	21	19	14	54	W 76-33
Coppin State	24	4	16	44	W 69-54
Towson	0	15	14	29	W 74-52
George Mason	28	15	17	60	W 88-59
FGCU	6	2	15	23	L 45-52
Kentucky	27	15	17	59	W 66-61
Mississippi State	8	6	15	29	L 45-60
Tennessee	11	9	12	32	L 52-79
Alabama	16	21	11	48	W 72-59
Kentucky	15	8	6	29	L 47-54
South Carolina	7	17	9	33	L 58-74
Arkansas	15	13	21	49	(OT) W 71-60
Georgia	2	1	6	9	L 30-63
LSU	10	13	13	36	W 63-53
Vanderbilt	16	11	4	31	W 53-45
Alabama	11	22	9	40	W, 59-55
Ole Miss	8	17	19	44	W, 65-60
Florida	16	18	12	46	W, 80-58
Missouri	0	7	3	10	L, 55-69
Texas A&M	13	6	8	27	L, 49-57
Florida	5	18	10	33	L, 49-56
Missouri (SEC)	9	6	6	21	W, 47-45
South Carolina (SEC)	18	4	10	32	L, 48-57

(8) ST. JOHN'S

23-9 overall, 11-7 Big East



Nickname: Red Storm

Location: Queens, N.Y.

Record: 23-9 overall, 11-7 Big East

Bid: Big East automatic

NCAA History: 10th appearance

Last NCAA Appearance: 2014 (2nd Round)

Coach: Joe Tartamella (3rd NCAA Appearance)

Series with St. John's: Tied 1-1

Last Meeting: St. John's held off a late Auburn comeback for a 56-49 win on Dec. 20, 2014, in Queens, N.Y.

Last Time Out for St. John's: The Red Storm won their first Big East title since 1988 with a 50-37 victory over Creighton on March 9 in the Big East Championship game in Chicago.

Scouting St. John's: St. John's is making its 10th all-time NCAA appearance and sixth in the last seven seasons ... Aliyyah Handford and Danaejah Grant were named to the All-Big East First Team and the All-Big East Tournament Team ... St. John's is 11-0 this season and 19-3 in their careers when Handford and Grant combine to score 40 or more points ... Handford is the program's all-time scoring leader and passed the 2,000-point mark during the Big East Tournament ... Grant averages 19.4 points per game, ranked 36th nationally ... St. John's had its third-straight 20-win regular season ... The Red Storm ranks 22nd nationally in field goal percentage (45.3%).

2015-16 Schedule/Results

11/13	at UCLA	L, 58-73
11/15	at UC Irvine	W, 85-63
11/19	at Rutgers	W, 69-62
11/22	Marist	W, 61-47
11/29	South Florida	W, 74-70
12/3	Sacred Heart	W, 67-54
12/6	at Kansas	W, 86-71
12/9	Yale	W, 69-56
12/13	at UCF	W, 70-42
12/19	at Duquesne	L, 57-76
12/22	Fairfield	W, 73-54
12/29	at Creighton	W, 66-55
12/31	at Providence	W, 80-61
1/3	DePaul	L, 61-71
1/5	Marquette	W, 81-77
1/9	Seton Hall	W, 71-69
1/15	at Georgetown	W, 65-60
1/17	at Villanova	L, 54-58
1/22	Butler	W, 68-41
1/24	Xavier	W, 57-41
1/29	at Marquette	L, 64-67
1/31	at DePaul	L, 71-77
2/7	at Seton Hall	W, 72-64
2/12	Villanova	L, 59-71
2/14	Georgetown	W, 63-55
2/19	at Xavier	W, 69-56
2/21	at Butler	L, 58-62
2/26	Providence	W, 69-54
2/28	Creighton	L, 57-64
3/6	vs. Georgetown	W, 65-52
3/7	vs. DePaul	W, 75-66
3/8	vs. Creighton	W, 50-37

PROBABLE ST. JOHN'S STARTERS

No.	Pos.	Name	Ht.	Cl.	PPG	RPG	Hometown
3	G	Aliyyah Handford	5-9	Sr.	16.5	5.6	Newark, N.J.
4	G	Aaliyah Lewis	5-5	Jr.	7.7	2.7	Staten Island, N.Y.
15	G	Danaejah Grant	5-9	Sr.	19.4	6.2	Piscataway, N.J.
33	F	Sandra Udobi	6-2	R-Jr.	2.6	2.8	Delta State, Nigeria
35	G	Imani Littleton	6-3	So.	3.4	4.3	San Diego, Calif.

Head Coach: Joe Tartamella

Assistants: Tasha Pointer, Jonath Nichols, Da'Shena Stevens

(1) BAYLOR

21-10 overall, 11-7 Big 12



Nickname: Lady Bears

Location: Waco, Texas

Record: 33-1 overall, 17-1 Big 12

Bid: Big 12 automatic

NCAA History: 15th appearance (36-12); 2005, 2012 National Champions

Last NCAA Appearance: 2015 (Elite Eight)

Coach: Kim Mulkey (15th NCAA Appearance)

Series with Baylor: Auburn leads 1-0

Last Meeting: Auburn defeated Baylor 64-63 on April 3, 2003, to win the 2003 WNIT Championship. The game was played at the Ferrell Center in Waco.

Last Time Out for Baylor: The Lady Bears captured the Big 12 Tournament title with a 79-63 win over Texas on Monday, March 7, in Oklahoma City.

Scouting Baylor: Baylor is the fourth overall No. 1 seed in the 2016 NCAA Tournament and the top seed in the Dallas Regional ... The Lady Bears won the 2016 Big 12 regular-season and tournament titles, going 17-1 in the conference regular season and defeating Texas 79-63 to win the tournament championship ... It was Baylor's eighth Big 12 Tournament title since 2005 ... Baylor enters the NCAA Tournament on a 20-game winning streak ... The Lady Bears' only blemish this season was a 52-45 loss at Oklahoma State on Dec. 30 in the conference opener ... Baylor shoots 48.7% from the floor to rank 5th nationally ... Baylor is third nationally in assists/game (20.8) ... Niya Johnson is the national leader in assists (8.7/game) ... Johnson and Nina Davis were named to the All-Big 12 first team ... Alexis Jones was named Big 12 Newcomer of the Year.

2015-16 Schedule/Results

11/13	UT Arlington	W, 62-20
11/16	Southern Miss	W, 97-42
11/19	South Florida	W, 66-63
11/22	DePaul	W, 86-72
11/26	vs. Cincinnati	W, 72-34
11/28	vs. Michigan St.	W, 84-76
12/2	Rice	W, 89-39
12/4	Northwestern St.	W, 86-44
12/6	Grambling St.	W, 96-42
12/13	McNeese St.	W, 105-46
12/17	Oral Roberts	W, 97-39
12/19	vs. Miami	W, 88-81
12/21	vs. James Madison	W, 77-63
12/30	at Oklahoma St.	L, 45-52
1/3	Oklahoma	W, 78-67
1/6	at Kansas	W, 58-40
1/9	TCU	W, 72-55
1/12	West Virginia	W, 69-64
1/17	at Texas	W, 80-67
1/23	at Iowa State	W, 77-61
1/27	Texas Tech	W, 69-43
1/30	at West Virginia	W, 71-61
2/3	Kansas State	W, 87-52
2/6	Kansas	W, 81-49
2/10	at TCU	W, 81-75
2/13	at Texas Tech	W, 66-36
2/17	Oklahoma State	W, 66-41
2/20	Iowa State	W, 78-41
2/22	at Oklahoma	W, 78-70
2/27	at Kansas State	W, 63-52
2/29	Texas	W, 74-48
3/5	vs. Texas Tech	W, 82-51
3/6	vs. Oklahoma	W, 84-57
3/7	vs. Texas	W, 79-63

PROBABLE BAYLOR STARTERS

No.	Pos.	Name	Ht.	Cl.	PPG	RPG	Hometown
2	G	Niya Johnson	5-8	Jr.	7.1	5.3	Gainesville, Fla.
12	G	Alexis Prince	6-2	Jr.	6.1	3.7	Orlando, Fla.
13	F	Nina Davis	5-11	Jr.	15.6	6.1	Memphis, Tenn.
30	G	Alexis Jones	5-9	R-Jr.	14.6	4.0	Irving, Texas
32	C	Beatrice Mompremier	6-4	Fr.	7.6	6.6	Miami, Fla.

Head Coach: Kim Mulkey

Assistants: Bill Brock, Sytia Messer, Toyelle Wilson

(16) IDAHO

24-9 overall, 13-5 Big Sky



Nickname: Vandals

Location: Moscow, Idaho

Record: 24-9 overall, 13-5 Big Sky

Bid: Big Sky automatic

NCAA History: 4th appearance (0-3)

Last NCAA Appearance: 2014 (First Round)

Coach: Jon Newlee (7th NCAA Appearance)

Series with Idaho: Never met

Last Meeting: Never met

Last Time Out for Idaho: The Vandals defeated cross-state rival Idaho State 67-55 to claim the Big Sky Tournament title on Saturday, March 12 in Reno, Nev.

Scouting Idaho: Idaho is making its fourth NCAA Tournament appearance and third in the last four seasons ... Freshman Mikayla Ferenz was the Big Sky Tournament MVP, scoring 18 points in the championship game to lead the Vandals past Idaho State and earn the conference's automatic bid ... Idaho is one of the nation's best 3-point shooting teams, averaging 10.3 3-pointers per game to rank third nationally ... The Vandals shoot 37.1% from 3-point range, the 14th-best mark in the nation ... Idaho also ranks 24th in the nation in rebounding (42.6/game) and 27th in blocked shots per game (5.1) ... Ferenz is the fourth-best 3-point shooter in the nation, hitting 46.4% of her attempts ... Taylor Pierce is 10th nationally with a 42.7% rate from beyond the arc ... Christina Salvatore and Pierce have each made 85 3-pointers this season; Ferenz has made 78 ... The Vandals made 17 3-pointers in a game three times this season ... Idaho scored 90+ points seven times this year.

2015-16 Schedule/Results

11/15	UC Santa Barbara	W, 64-42
11/20	CSU Northridge	W, 106-50
11/23	Seattle	W, 64-60
11/26	vs. Duke	L, 68-74
11/27	vs. Texas State	W, 75-55
11/28	vs. Iowa State	W, 97-65
12/2	NW Christian	W, 71-48
12/5	Wyoming	W, 61-57
12/9	at Texas Tech	L, 62-78
12/12	at Oregon State	L, 44-69
12/20	Abilene Christian	L, 59-71
12/28	Carroll College	W, 75-47
12/31	North Dakota	W, 92-65
1/2	Northern Colorado	W, 66-56
1/9	E. Washington	L, 66-74
1/14	at N. Arizona	W, 72-51
1/16	at Southern Utah	W, 62-51
1/21	Montana	W, 78-61
1/23	Montana State	L, 59-62
1/28	at Sacramento St.	W, 98-88
1/30	at Portland State	W, 94-65
2/4	Southern Utah	W, 93-48
2/6	Northern Arizona	W, 76-59
2/11	at N. Colorado	L, 68-70
2/13	at North Dakota	W, 65-59
2/18	Portland State	W, 84-63
2/20	Sacramento State	W, 107-60
2/27	at E. Washington	L, 70-84
3/2	at Weber State	W, 77-70
3/4	at Idaho State	L, 68-89
3/9	vs. Weber State	W, 86-83
3/11	vs. E. Washington	W, 86-71
3/12	vs. Idaho State	W, 67-55

PROBABLE IDAHO STARTERS

No.	Pos.	Name	Ht.	Cl.	PPG	RPG	Hometown
1	G	Christina Salvatore	5-11	Sr.	11.8	7.1	Anaheim, Calif.
2	G	Karlee Wilson	5-4	Jr.	5.5	3.6	Lewiston, Idaho
13	P	Ali Forde	6-2	Sr.	10.1	7.5	Woodinville, Wash.
21	G	Mikayla Ferenz	5-11	Fr.	10.2	3.2	Walla Walla, Wash.
35	G	Connie Ballestero	5-9	Sr.	5.8	2.8	Orange, Calif.

Head Coach: Jon Newlee

Assistants: Christa Sanford, Kristi Zeller, Jeri Jacobson

TOURNAMENT BRACKET

First/Second Rounds



Game 1 - Friday, 4 p.m.



Game 3 - Sunday, TBD







Game 2 - Friday, 6:30 p.m.





Winner of Game 3 advances to Sweet 16 in Dallas, Texas. The winner of the Waco bracket will face the winner of the College Station bracket that includes Texas A&M, Florida State, Middle Tennessee and Missouri State.

Inside the Numbers

		
CATEGORY	AUBURN	ST. JOHN'S
Overall	19-12	23-9
Conference	8-8	11-7
Home	9-4	11-3
Away	6-7	10-6
Neutral	4-1	2-0
Last 10	6-4	7-3
Streak	L1	W3
Points Per Game	62.2	67.0
Opp. Points/Game	59.2	60.2
Scoring Margin	+3.0	+6.8
Field Goal %	41.4%	45.3%
Opp. Field Goal %	38.5%	38.2%
3 pt Field Goal %	27.1%	30.1%
Opp. 3FG %	28.3%	30.8%
Free Throw %	62.1%	65.5%
Opp. FT%	69.8%	68.1%
Rebounds	35.3	36.1
Opp. Rebounds	35.5	35.3
Rebound Margin	-0.2	+0.8
Assists	13.2	13.1
Opp. Assists	12.8	11.1
Turnovers	18.1	14.3
Opp. Turnovers	21.2	16.4
Steals	11.4	7.9
Opp. Steals	9.2	6.7
Blocks	3.0	3.6
Opp. Blocks	3.4	2.5

		
CATEGORY	AUBURN	BAYLOR
Overall	19-12	33-1
Conference	8-8	17-1
Home	9-4	18-0
Away	6-7	8-1
Neutral	4-1	7-0
Last 10	6-4	10-0
Streak	L1	W20
Points Per Game	62.2	77.7
Opp. Points/Game	59.2	53.1
Scoring Margin	+3.0	+24.6
Field Goal %	41.4%	48.7%
Opp. Field Goal %	38.5%	33.0%
3 pt Field Goal %	27.1%	37.1%
Opp. 3FG %	28.3%	27.3%
Free Throw %	62.1%	66.3%
Opp. FT%	69.8%	64.4%
Rebounds	35.3	45.8
Opp. Rebounds	35.5	31.1
Rebound Margin	-0.2	+14.7
Assists	13.2	20.8
Opp. Assists	12.8	11.7
Turnovers	18.1	15.4
Opp. Turnovers	21.2	16.2
Steals	11.4	8.7
Opp. Steals	9.2	7.3
Blocks	3.0	6.1
Opp. Blocks	3.4	3.3

		
CATEGORY	AUBURN	IDAHO
Overall	19-12	24-9
Conference	8-8	13-5
Home	9-4	13-3
Away	6-7	6-5
Neutral	4-1	5-1
Last 10	6-4	7-3
Streak	L1	W3
Points Per Game	62.2	75.2
Opp. Points/Game	59.2	63.6
Scoring Margin	+3.0	+11.5
Field Goal %	41.4%	40.6%
Opp. Field Goal %	38.5%	36.9%
3 pt Field Goal %	27.1%	37.1%
Opp. 3FG %	28.3%	29.3%
Free Throw %	62.1%	70.0%
Opp. FT%	69.8%	69.9%
Rebounds	35.3	42.6
Opp. Rebounds	35.5	39.8
Rebound Margin	-0.2	+2.9
Assists	13.2	15.7
Opp. Assists	12.8	11.4
Turnovers	18.1	13.8
Opp. Turnovers	21.2	15.5
Steals	11.4	8.2
Opp. Steals	9.2	7.4
Blocks	3.0	5.1
Opp. Blocks	3.4	4.0

Individual Category Leaders

Category	Auburn	St. John's	Baylor	Idaho
Points	Brandy Montgomery - 14.1	Danaejah Grant - 19.2	Nina Davis - 15.6	Geraldine McCorkell - 11.5
Rebounds	Tra'Cee Tanner - 7.1	Danaejah Grant - 6.3	Beatrice Mompremier - 6.6	Ali Forde - 7.5
Assists	Katie Frerking - 3.0	Aaliyah Lewis - 3.9	Niya Johnson - 8.7	Christina Salvatore - 3.5
Steals	Katie Frerking - 2.6	Aliyyah Handford - 2.5	Alexis Jones - 1.7	Christina Salvatore - 1.6
Blocks	Tra'Cee Tanner - 1.0	Jade Walker - 0.8	Beatrice Mompremier - 1.6	Ali Forde - 2.1
Minutes Played	Brandy Montgomery - 32.4	Danaejah Grant - 35.9	Niya Johnson - 33.5	Christina Salvatore - 32.7
Field Goal Percentage	Tra'Cee Tanner - .609	Jade Walker - .500	Kalani Brown - .611	Renae Mokrzycki - .517
3-Point Percentage	Katie Frerking - .306	Aaliyah Lewis - .333	Alexis Jones - .407	Mikayla Ferenz - .464
Free-Throw Percentage	Brandy Montgomery - .765	Aaliyah Lewis - .750	Alexis Jones - .775	Karlee Wilson - .806

TIGERS' RECORD WHEN...

	2015-16	Under Coach Flo
At Home.....	9-4	43-20
On the Road	6-7	16-33
At a Neutral Site	4-1	11-7
When wearing white	9-3	42-17
When wearing orange	0-1	5-9
When wearing blue	8-8	19-32
When wearing pink	2-0	4-1
Leading at the half	14-4	55-11
Trailing at the half	4-8	13-46
Tied at the half	0-0	0-3
Scores 100+ points.....	0-0	0-0
Scores 90-99 points	0-0	3-0
Scores 80-89 points	6-0	15-0
Scores 70-79 points	4-0	23-4
Scores 60-69 points	5-1	20-9
Scores fewer than 60 points	4-11	11-45
Holds opponent to 41-50 points.....	2-0	18-1
Holds opponent to 31-40 points.....	2-0	4-0
Holds opponent to under 30 points	0-0	2-0
Force 25 or more turnovers.....	8-1	27-6
Shoots 50% FG or better	4-0	21-1
Shoots 40-49% FG	12-2	34-16
Shoots 39.9% or under FG.....	2-10	12-42
Holds opponent under 30% FG	2-1	19-2
Shoots higher FG% than opponent	17-3	63-15
Shoots lower FG% than opponent.....	2-8	7-41
Shoots same FG% as opponent	0-0	0-2
Shoots higher FT% than opponent.....	10-3	29-20
Shoots lower FT% than opponent	9-10	41-38
Shoots same FT% as opponent	0-0	0-1
Out-rebounds opponent	10-4	48-22
Out-rebounded by opponent.....	6-8	18-36
Tied in rebounds	2-0	3-1
Versus ranked opponent	2-6	4-27
In overtime	2-1	3-2
Games decided by 3 points or less	3-1	5-8
Games decided by 4-5 points	3-0	5-6
Games decided by 6-10 points	2-5	16-16
Games decided by 11-20 points	6-4	19-19
Games decided by 21-30 points.....	4-1	16-7
Games decided by 30+ points.....	1-0	8-3
On Television/Digital.....	13-11	22-35
In November.....	5-1	17-8
In December	5-2	22-5
In January	3-5	7-21
In February.....	5-3	14-15
In March	1-1	10-7

2015-16 Auburn Superlatives...

First Half

Most points scored in the first quarter.....	25, at Southeastern Louisiana (11/16/15)
Most points scored in the second quarter.....	28, vs. Florida (2/14/16)
Most points scored in the first half	48, vs. Florida (2/14/16)
Fewest points scored in the first half	17, at Mississippi State (1/7/15)
Fewest points allowed in the first half.....	16, at LSU (2/1/16)
Most points allowed in the first half	43, vs. Florida (2/14/16)
Best FG % in the first half531, vs. East Carolina (12/5/15)
Worst FG % in the first half233, vs. South Carolina (1/21/16)
Best FG % by an opponent in the first half.....	.593, at Tennessee (1/10/16)
Worst FG % by an opponent in the first half258, at Florida Gulf Coast (12/30/15)
Most rebounds in the first half	32, at Marquette (12/13/15)
Fewest rebounds in the first half.....	8, vs. Vanderbilt (2/4/16)
Most rebounds by an opponent in the first half	24, vs. South Carolina (1/21/16) & at Florida (2/28/16)
Fewest rebounds by an opponent in the first half	12, at Savannah State (11/22/15) & at LSU (2/1/16)

Second Half

Most points scored in the third quarter.....	25, vs. East Carolina (12/5/15)
Most points scored in the fourth quarter	29, vs. UAB (11/16/15)
Most points scored in an overtime period.....	15, vs. Arkansas (1/24/16)
Most points scored in the second half	50, vs. UAB (11/13/15)
Fewest points scored in the second half.....	12, at Georgia (1/28/16)
Fewest points allowed in the second half.....	15, vs. Florida (2/14/16)
Most points allowed in the second half	41, at Southeastern Louisiana (11/16/15) & vs. South Carolina (1/21/16)
Best FG % in the second half654 vs. George Mason (12/23/15)
Worst FG % in the second half238, at Georgia (1/28/16)
Best FG % by an opponent in the second half.....	.600, at Tennessee (1/10/16) & vs. South Carolina (1/21/16)
Worst FG % by an opponent in the second half179, vs. Winthrop (12/16/15)
Most rebounds in the second half	25, vs. Virginia (11/19/15)
Fewest rebounds in the second half.....	9, vs. Vanderbilt (2/4/16)
Most rebounds by an opponent in the second half	24, vs. Vanderbilt (2/4/16)
Fewest rebounds by an opponent in the second half	9, at Florida Gulf Coast (12/30/15)

Game

Most points scored	88, vs. George Mason (12/23/15)
Fewest points scored	30, at Georgia (1/28/16)
Most points allowed	79, vs. Minnesota (11/28/15) and at Tennessee (1/10/16)
Fewest points allowed.....	33, vs. Winthrop (12/16/15)
Best FG %540, vs. George Mason (12/23/15)
Worst FG %277, at Georgia (1/28/16)
Best FG % by an opponent.....	.596, at Tennessee (1/10/16)
Worst FG % by an opponent235, vs. Winthrop (12/16/15)
Most rebounds	57, at Marquette (12/13/15)
Fewest rebounds	17, vs. Vanderbilt (2/4/16)
Most rebounds by an opponent.....	45, at Marquette (12/13/15) & at Florida (2/28/16)
Fewest rebounds by an opponent	23, at Florida Gulf Coast (12/30/15)

Miscellaneous

Highest-scoring quarter.....	29, 4th quarter vs. UAB (11/13/15)
Lowest-scoring quarter	3, 2nd quarter at Georgia (1/28/16)
Highest-scoring opponent quarter	28, 2nd quarter, vs. Virginia (11/19/15)
Lowest-scoring opponent quarter	5, 3rd quarter vs. Florida (2/14/16)
Largest margin of victory.....	43, vs. Winthrop (12/16/15)
Smallest margin of victory	2, vs. Boise State (11/27/15); vs. Minnesota (11/28/15); vs. Missouri (3/3/16)
Largest margin of defeat.....	33, at Georgia (1/28/16)
Smallest margin of defeat	1, at Marquette (12/13/15)
Largest halftime lead	27, vs. Winthrop (12/16/15)
Smallest halftime lead	1, at Marquette (12/13/15); at Kentucky (1/17/16); vs. Missouri (3/3/16)
Last time tied at halftime	
Largest halftime deficit.....	19, vs. Virginia (11/19/15)
Smallest halftime deficit	1, vs. UAB (11/13/15)
Largest rebounding margin	20, at Florida Gulf Coast (12/30/15)
Smallest rebounding margin.....	1, vs. UAB (11/13/15); George Mason (12/23/15); at Kentucky (1/17/16); at Ole Miss (2/11/16)
Last time tied in rebounding.....	25-25, vs. Missouri (3/3/16)
Opponent's largest rebounding margin	21, vs. Vanderbilt (2/4/16)
Opponents smallest rebounding margin	1, vs. East Carolina (12/5/15) & vs. South Carolina (3/4/16)
Largest deficit overcome to win game	17, vs. Kentucky (1/3/16)

MISCELLANEOUS STATISTICS

Double-Doubles	Season	Career
Tra'cee Tanner	6	14
Jazmine Jones	2	2
Katie Frerking	1	2
Brandy Montgomery	1	2

30+ Point Games	Season	Career
Brandy Montgomery	0	1
Tra'cee Tanner	0	1

20+ Point Games	Season	Career
Brandy Montgomery	9	17
Katie Frerking	3	3
Tra'cee Tanner	1	4
Janiah McKay	1	1
Jazmine Jones	0	1

10+ Rebound Games	Season	Career
Tra'cee Tanner	6	15
Jazmine Jones	2	2
Katie Frerking	1	2
Brandy Montgomery	1	2

10+ Assist Games	Season	Career
------------------	--------	--------

5+ Steal Games	Season	Career
Katie Frerking	5	7
Brandy Montgomery	2	3
Jazmine Jones	1	1
Janiah McKay	1	1
Tra'cee Tanner	0	2

5+ Block Games	Season	Career
----------------	--------	--------

GAMES LED AUBURN IN...

Scoring	Season	Career
Brandy Montgomery	12	24
Tra'cee Tanner	9	27
Katie Frerking	7	7
Janiah McKay	3	3
Jazmine Jones	1	3
Khady Dieng	0	2

Rebounding	Season	Career
Tra'cee Tanner	18	43
Katie Frerking	8	18
Cabriana Capers	5	14
Brandy Montgomery	3	6
Jazmine Jones	3	5
Erica Sanders	1	1
Jessica Jones	0	2
Khady Dieng	0	1

Assists	Season	Career
Katie Frerking	15	20
Janiah McKay	8	8
Khady Dieng	5	6
Jazmine Jones	4	5
Brandy Montgomery	5	7
Tra'cee Tanner	2	6
Erica Sanders	1	1
Cabriana Capers	1	1

(includes games where lead was shared)

2015-16 DOUBLE-DOUBLES

Tra'cee Tanner (11/13 UAB)	18 pts, 10 reb
Tra'cee Tanner (11/27 Boise St)	17 pts, 11 reb
Jazmine Jones (12/5 ECU)	13 pts, 10 reb
Tra'cee Tanner (12/13 Marquette)	13 pts, 12 reb
B. Montgomery (12/13 Marquette)	23 pts, 12 reb
Tra'cee Tanner (12/30 FGCU)	15 pts, 19 reb
Tra'cee Tanner (1/3 Kentucky)	17 pts, 10 reb
Tra'cee Tanner (1/10 Tennessee)	12 pts, 10 reb
Jazmine Jones (1/14 Alabama)	16 pts, 10 reb
Katie Frerking (2/14 Florida)	18 pts, 10 reb

Last Time an Auburn Team...

Scored 100 points	Auburn 119, Sam Houston State 54 (Dec. 5, 2008)
Scored 100 points in an SEC game	Auburn 102, Tennessee 96, SEC Tournament in Albany, Ga. (Mar. 6, 1987)
Scored 100 at Auburn	Auburn 119, Sam Houston State 54 (Dec. 5, 2008)
Scored 100 points and lost	Never
Scored 110 points	Auburn 119, Sam Houston State 54 (Dec. 5, 2008)
Scored 115 points	Auburn 119, Sam Houston State 54 (Dec. 5, 2008)
Scored at least 60 points in a half	62-vs. Sam Houston State (Dec. 5, 2008)
Had 35+ rebound margin	36-Auburn 52, Alabama A&M 16 in Normal, Ala. (Nov. 19, 2013)
Had 25+ rebound margin	36-Auburn 52, Alabama A&M 16 in Normal, Ala. (Nov. 19, 2013)
Had 20+ rebound margin	20-Auburn 43, FGCU 23 in Fort Myers, Fla. (Dec. 30, 2015)
Attempted 35 free throws	35-vs. Florida A&M (Nov. 28, 2009)
Attempted 40 free throws	41-vs. Alabama State (Nov. 15, 2006)
Attempted 5 free throws or less	4 - at Kentucky (Jan. 17, 2016)
Did not attempt a free throw	Never
Made 30 free throws	31-vs. Northwestern State (31-43) (Dec. 30, 2003)
Had 25 assists	26 - vs. Southeastern Louisiana (Dec. 4, 2014)
Had 25 turnovers	26 - at Florida (Feb. 28, 2016)
Had 10 turnovers or less	10 - vs. Missouri [SEC] (March 3, 2016)
Had 25+ steals	Never
Had 20-24 steals	21 - vs. Arkansas (Jan. 24, 2016)
Had 15-19 steals	18 - vs. George Mason (Dec. 23, 2015)
Had 10-14 blocks	10 - vs. Old Dominion in Auburn, Ala. [WNIT] (March 24, 2014)
Had 15+ blocks	15 - at Florida International (Dec. 29, 2014)
Played an overtime game	vs. Arkansas in Auburn, Ala. (Jan. 24, 2016)
Won an overtime game	Auburn 71, Arkansas 60 [1OT] in Auburn, Ala. (Jan. 24, 2016)
Lost an overtime game	Marquette 70, Auburn 69 in Milwaukee, Wis. (Dec. 13, 2015)
Played a double overtime game	Auburn 70, Alabama 65 [2OT] in Auburn, Ala. (Feb. 27, 2014)
Played three or more overtimes	Never
Shot 70% for a half	70.6%, 24-34 - vs. Florida A&M in Auburn, Ala. (Dec. 15, 2013)
Shot 60% for a game	vs. Alabama (61.8%, 34-55) (Jan. 22, 2009)
Shot less than 30% for a game	27.7% (13-of-47) at Georgia in Athens, Ga. (Jan. 28, 2016)
Shot 90% from the free throw line (minimum 10 attempts)	(10-10) vs. Mississippi State (Feb. 3, 2008)
Shot 50% from 3-point line (minimum 5 attempts)	(4-of-8, 50%) at Alabama in Tuscaloosa, Ala. (Feb. 7, 2016)
Shot 20-30% in a half	26.9% (7-of-26), 1st half, vs. South Carolina [SEC] in Jacksonville, Fla. (March 4, 2016)
Shot less than 20% in a half	6-31, 19.4% in the second half vs. Arkansas in Auburn, Ala. (Feb. 15, 2015)
Shot 55% or better and lost	58.1%, 25-43 vs. Tennessee, (Jan. 20, 2005)
Made at least 10 3-point field goals	11-of-27 vs. Winthrop in Auburn, Ala. (Dec. 16, 2015)
Failed to make a 3-point field goal	0-of-9 vs. Missouri in Auburn, Ala. (Feb. 21, 2016)
Had at least 60 rebounds	61 vs. Stephen F. Austin, (Dec. 17, 2007)
Had at least 50 rebounds	57 - at Marquette (Dec. 13, 2015)
Scored less than 10 points in a quarter	5 (2nd quarter) vs. South Carolina [SEC] in Jacksonville, Fla. (March 4, 2016)
Scored less than 20 points in a 1st half	16 points vs. South Carolina [SEC] in Jacksonville, Fla. (March 4, 2016)
Scored less than 20 points in a 2nd half	18 points vs. Missouri [SEC] in Jacksonville, Fla. (March 3, 2016)
Scored 41-50 points in a game	48 points vs. South Carolina [SEC] in Jacksonville, Fla. (March 4, 2016)
Scored less than 40 points in a game	30 points at Georgia in Athens, Ga. (Jan. 28, 2016)
Scored 25 points or less	25- vs. Mercer (1971)

Last Time an Auburn Player...

Scored 40 points	41-Consweila Sparrow vs. South Alabama (Feb. 17, 1998)
Scored 35 points	35-DeWanna Bonner vs. Tennessee (Jan. 25, 2009)
Scored 30 points	30-Brandy Montgomery vs. Alabama (March 1, 2015)
Attempted 25 field goals	28-Brandy Montgomery at Marquette in Milwaukee, Wis. (Dec. 13, 2015)
Attempted a slam dunk	Hasina Muhammad vs. St. John's in Auburn, Ala. (Dec. 6, 2013)
Recorded a double-double	Katie Frerking (18 pts/10 rebs) vs. Florida in Auburn, Ala. (Feb. 14, 2016)
Recorded a double-double with points and assists	Najat Ouardad (14 points/11 assists) vs. Samford in Auburn, Ala. (Dec. 29, 2012)
Recorded consecutive double-doubles	Tra'cee Tanner (15 pts/19 rebs) at FGCU (Dec. 30, 2015)
	(17 pts/10 rebs) vs. Kentucky (Jan. 3, 2016)
Recorded three consecutive double-doubles	Tyrese Tanner (26 pts/11 reb) vs. Alabama (Feb. 27, 2014)
	(20 pts/11 reb) at Ole Miss (March 2, 2014); (16 pts/12 reb) vs. Ole Miss [SEC] (March 6, 2014)
Two players recorded a double-double	Tra'cee Tanner (13 pts/12 rebs) and Brandy Montgomery (24 pts, 12 rebs)
	at Marquette in Milwaukee, Wis. (Dec. 13, 2015)
Had a double-double at halftime	DeWanna Bonner (14 pts./10 rebs.) vs. Ole Miss (Mar. 6, 2009)
Recorded a triple-double	Whitney Boddie (24 pts./11 rebs./12 asst.) vs. Sam Houston State (Dec. 5, 2008)
Had 10 assists	11 - Kiani Parker at Vanderbilt (Feb. 13, 2014)
Had 15 assists	18-Martha Monk vs. Alabama State (Feb. 18, 1981)
Had 10 blocks	13- Marita Payne vs. Arkansas (Feb. 3, 2005)
Had 5 blocks	5 - Hasina Muhammad at Kentucky (Jan. 8, 2015)
Had 5 steals	Katie Frerking (6) and Janiah McKay (5) vs. Arkansas in Auburn, Ala. (Jan. 24, 2016)
Had 15 rebounds	19 - Tra'cee Tanner at FGCU in Fort Myers, Fla. (Dec. 30, 2015)
Had 20 rebounds	20-Monique Morehouse at LSU (Feb. 4, 1995)
Made 15 field goals	15-Consweila Sparrow (15-16) vs. South Alabama (Feb. 17, 1998)
Made 5 three-point field goals	5 - Katie Frerking vs. South Carolina in Auburn, Ala. (Jan. 21, 2016)
Two players scored 20 points	Katie Frerking (26) and Brandy Montgomery (23) vs. East Carolina in Auburn, Ala. (Dec. 5, 2015)
Two players scored 30 points	Laticia Morris (33 points) & Tara Williams (30 points) vs. South Alabama (Jan. 14, 1997)
Back-to-back 25-point games	Alli Smalley 26 pts. vs. Kentucky (Feb. 28, 2010)
	& 29 pts. vs. Florida in SEC Tournament in Duluth, Ga. (Mar. 4, 2010)
No players scored in double figures	at Georgia (Jan. 28, 2016)
Only one player scored in double figures	Jazmine Jones (10 points) vs. Missouri [SEC] in Jacksonville, Fla. (March 3, 2016)
Five players scored in double figures	Montgomery (20), Frerking (12), Muhammad (12), Dieng (10), Petithomme (10)

SEC PRESEASON POLL (Media Vote)**Order of Finish**

1. South Carolina	265
2. Tennessee	248
3. Mississippi State	215
4. Texas A&M	207
5. Kentucky	205
6. Ole Miss	169
7. Missouri	165
8. Arkansas	138
T9. Georgia	128
T9. LSU	128
11. Vanderbilt	80
12. Florida	78
13. Auburn	65
14. Alabama	34

Player of the Year

Tiffany Mitchell, South Carolina

All-SEC Team

Makayla Epps, Kentucky
 Victoria Vivians, Mississippi State
 Alaina Coates, South Carolina
 Tiffany Mitchell, South Carolina
 A'ja Wilson, South Carolina
 Diamond DeShields, Tennessee

SEC PRESEASON POLL (Coaches' Vote)**Order of Finish**

1. South Carolina	168
2. Tennessee	158
3. Texas A&M	138
4. Mississippi State	134
5. Kentucky	125
6. Missouri	94
7. Ole Miss	81
8. Arkansas	77
9. Georgia	75
10. LSU	64
11. Vanderbilt	61
12. Florida	54
13. Auburn	29
14. Alabama	16

Player of the Year

Tiffany Mitchell, South Carolina

All-SEC First Team

Makayla Epps, Kentucky
 Victoria Vivians, Mississippi State
 A'ja Wilson, South Carolina
 Tiffany Mitchell, South Carolina
 Alaina Coates, South Carolina
 Diamond DeShields, Tennessee
 Bashaara Graves, Tennessee
 Courtney Walker, Texas A&M
 Courtney Williams, Texas A&M

All-SEC Second Team

Jessica Jackson, Arkansas
 Ronni Williams, Florida
 Shacobia Barbee, Georgia
 Raigne Moncrief, LSU
 Jordan Frericks, Missouri
 Mercedes Russell, Tennessee
 Jordan Jones, Texas A&M
 Rebeka Dahlman, Vanderbilt

..... at Florida International (Dec. 29, 2014)
 Six players scored in double figures..... Carrier (19 pts.), Bonner (18 pts.), Smalley (16 pts.), Boddie (13 pts.),
 R. Hobbs (13 pts.), Hilliard (13 pts.) & S. Hobbs (10 pts.) vs. Sam Houston State (Dec. 5, 2008)
 Seven players scored in double figures..... Carrier (19 pts.), Bonner (18 pts.), Smalley (16 pts.), Boddie (13 pts.)
 R. Hobbs (13 pts.), Hilliard (13 pts.) & S. Hobbs (10 pts.) vs. Sam Houston State (Dec. 5, 2008)
 Scored 20 points & had 20 rebounds..... Laretta Freeman (30 pts./21 rebs.) vs. Alabama, (Feb. 17, 1993)
Two players had 10 rebounds..... Tra'Cee Tanner and Brandy Montgomery (12) at Marquette (Dec. 13, 2015)
 Three players had 10 rebounds..... Jordan Greenleaf (12 rebs.), DeWanna Bonner (12 rebs.) & Whitney Boddie (10 rebs.)
 vs. Oakland (Nov. 21, 2007)
 Played every minute..... Jordan Greenleaf (40 mins.) vs. Florida in Duluth, Ga. [SEC] (Mar. 4, 2010)
Played more than 40 minutes..... Katie Frerking (41) vs. Arkansas in Auburn, Ala. (Jan. 24, 2016)

Last Time an Auburn Opponent...

Shot less than 30% in a game (SEC).....Florida - 25.5% (13-of-51) in Gainesville, Fla. (Feb. 28, 2016)
Shot less than 30% in a game (Non-conf)..... Towson - 28.6% (18-of-63) in Towson, Md. (Dec. 20, 2015)
 Shot 60% in a game..... Vanderbilt - 60.4% in Nashville, Tenn. [SEC] (Mar. 5, 2004)
 Scored 100 points..... Georgia 102, Auburn 72 in Athens, Ga. (Mar. 3, 1984)
 Scored 100 points at Auburn..... Tuskegee 105, Auburn 98 (20T) (Feb. 12, 1979)
 Scored 100 points and Lost..... Never
 Scored 110 points..... Never
 Had 25+ rebound margin..... Never
Had a 20+ rebound margin.....21 - Vanderbilt (38-17) in Auburn, Ala. (Feb. 4, 2016)
Scored less than 10 points in a quarter..... 6 - Missouri (3rd quarter) [SEC] in Jacksonville, Fla. (March 3, 2016)
Scored less than 10 points in all four quarters..... Winthrop (9-8-8-8) in Auburn, Ala. (Dec. 16, 2015)
Scored less than 20 points in a 1st half.....16 - LSU in Baton Rouge, La. (Feb. 1, 2016)
Scored less than 20 points in a 2nd half..... 17 - Missouri [SEC] in Jacksonville, Fla. (March 3, 2016)
 Had 50 rebounds.....51 - at Alabama in Tuscaloosa, Ala. (Jan. 24, 2013)
 Had 25 assists.....25- by Florida International in Miami, Fla. (Dec. 19, 1993)
Had 25-29 turnovers.....28 - Florida in Gainesville, Fla. (Feb. 28, 2016)
Had 30-34 turnovers..... 30 - George Mason in Auburn, Ala. (Dec. 23, 2015)
Had 35+ turnovers.....35 - Winthrop in Auburn, Ala. (Dec. 16, 2015)
Had 15 steals..... 15 - East Carolina in Auburn, Ala. (Dec. 5, 2015)
 Had 10 blocks.....12-by Tennessee (Jan. 10, 2008)
Failed to make a 3-point field goal..... LSU (0-6) in Baton Rouge, La. (Feb. 1, 2016)
Attempted 35 free throws..... 35 - by Florida in Gainesville, Fla. (Feb. 28, 2016)
 Made 30 free throws.....30- by Arkansas (Jan. 22, 1995)
Made 10 three-point field goals..... 10 - by Arkansas in Auburn, Ala. (Jan. 24, 2016)
 Made 15 three-point field goals.....18 - Missouri in Columbia, Mo. (Jan. 6, 2013)
Scored 41-50 points in a game.....45 - Missouri [SEC] in Jacksonville, Fla. (March 3, 2016)
Scored 31-40 points in a game.....33 - Winthrop in Auburn, Ala. (Dec. 16, 2015)
 Scored 30 points or less.....26 - Georgia in Athens, Ga. (Feb. 22, 2015)
 Scored 25 points or less..... 25 - by Puerto Rico Mayaguez (Dec. 17, 2000)
 Scored 11 points or less.....11-by Montevallo (1973) and 11-by Jeff Davis (1973)

Last Time an Opposing Player...

Scored 30 points (non-conference).....30 - Stephanie Haas of Florida Gulf Coast in Auburn, Ala. (Nov. 20, 2014)
 Scored 30 points (SEC)..... 33-Morgan Eye of Missouri in Columbia, Mo. (Jan. 6, 2013)
 Scored 35 points..... 38-Lindsay Shearer of Kent State in Kent, Ohio (Nov. 20, 2005)
 Attempted 25 field goals.....27- Jantel Lavender (9-27) of Ohio State (Nov. 23, 2008)
 Scored 20 points & had 20 rebounds.....Young of Baylor in the Women's NIT Championship Game, (20 pts./25 rebs.) (Apr. 4, 2003)
Two players scored 20 points..... Jada Payne (23) & I'Tiana Taylor (20) of East Carolina in Auburn, Ala. (Dec. 5, 2015)
 Three players scored 20 points..... by LSU in Baton Rouge, Chatman (22 pts), Johnson (21 pts) & Lowery (20 pts) (Jan. 12, 1991)
 Five players scored in double figures..... Lorenzen (10), Needles (11), Lewis (10), Williams (11), Copeland (12) of Florida (Jan. 4, 2015)
 Six players scored in double figures..... Williams (10), Lewis (13), Bonds (18), Peoples (10), Miller (12), Svete (12) of Florida (Jan. 26, 2014)
Recorded a double-double..... Alaina Coates (14 points/12 rebounds) of South Carolina [SEC] in Jacksonville, Fla. (March 4, 2016)
 Recorded a double-double with points and assists..... Jasmine Lister (23 pts/10 assists) of Vanderbilt in Auburn, Ala. (Jan. 9, 2014)
 Recorded a triple-double..... Ceira Ricketts (14 pts./13 rebs./12 asst.) of Arkansas (Jan. 18, 2009)
Two players recorded a double-double Victoria Vivians (23 pts/10 reb) & Teaira McCowan (10 pts/13 reb) of Miss. State (Jan. 7, 2016)
Committed 10+ turnovers.....10 - Keena Samuels of Coppin State in Towson, Md. (Dec. 20, 2015)
 Committed 15 turnovers.....15-Andreana Thomas of Hofstra in Auburn, Ala. (Dec. 9, 2012)
 Had 15 rebounds.....16-by Shante Evans of Hofstra in Auburn, Ala. (Dec. 9, 2012)
 Had 20 rebounds.....20-Sylvia Fowles of LSU (Jan. 28, 2007)
 Had 10 assists.....10-Jordan Jones of Texas A&M in College Station, Texas (Feb. 1, 2015)
 Had 15 assists..... 16-Cindy McMahan of Alabama-Huntsville (Nov. 24, 1980)
Had 5 blocks.....5-Whitney Knight of FGCU in Fort Myers, Fla. (Dec. 30, 2015)
 Had 10 blocks..... Never
Had 5 steals..... 5 - Simone Westbrook of Florida in Gainesville, Fla. (Feb. 28, 2016)
 Made 15 field goals.....15-Chamique Holdscow (15-21) of Tennessee (Feb. 1, 1998)
 Made 10 3-point field goals..... 11-Morgan Eye (11-18) of Missouri in Columbia, Mo. (Jan. 6, 2013)

2015-16 Auburn Individual Highs...**First Half**

Points.....19, Brandy Montgomery vs. George Mason (12/23/15)
 Field Goals Made..... 7, Brandy Montgomery vs. George Mason (12/23/15)
 Field Goal Attempts.....13, Brandy Montgomery vs. Minnesota (11/28/15)
 3-Point Field Goals Made 5, Brandy Montgomery vs. George Mason (12/23/15)
 3-Point Field Goal Attempts 9, Brandy Montgomery vs. Florida (2/14/16)
 Free Throws Made4, 2x; last, Katie Frerking at Towson (12/20/15)
 Free Throws Attempted 5, Tra'Cee Tanner at Marquette (12/13/15)
 Rebounds 10, Tra'Cee Tanner at FGCU (12/30/15)
 Assists 5, Jazmine Jones vs. Winthrop (12/16/15)
 Blocked Shots.....2, 3x; last, Khady Dieng at Kentucky (1/17/16)
 Steals5, Brandy Montgomery vs. East Carolina (12/5/15)

Second Half

Points.....18, 2x; last, Brandy Montgomery vs. South Carolina [SEC] (3/4/16)
 Field Goals Made..... 8, Brandy Montgomery vs. South Carolina [SEC] (3/4/16)
 Field Goal Attempts..... 12, 3x; last, Brandy Montgomery vs. South Carolina [SEC] (3/4/16)
 3-Point Field Goals Made4, 2x; last, Janiah McKay at Towson (12/20/15)
 3-Point Field Goal Attempts7, Brandy Montgomery at Marquette (12/13/15)
 Free Throws Made7, Katie Frerking at LSU (2/1/16)
 Free Throws Attempted 8, Katie Frerking at LSU (2/1/16)
 Rebounds9, Tra'Cee Tanner at FGCU (12/30/15)
 Assists5, Katie Frerking vs. Coppin State (12/19/15)
 Blocked Shots..... 2, 11x; last, Tra'Cee Tanner vs. South Carolina [SEC] (3/4/16)
 Steals 5, Brandy Montgomery vs. Winthrop (12/16/15)

Game

Points.....28, Brandy Montgomery vs. George Mason (12/23/15)
 Field Goals Made..... 11, Brandy Montgomery vs. Kentucky (1/3/16)
 Field Goal Attempts.....28, Brandy Montgomery at Marquette (12/13/15)
 3-Point Field Goals Made 6, Brandy Montgomery vs. George Mason (12/23/15)
 3-Point Field Goal Attempts 16, Brandy Montgomery at Marquette (12/13/15)
 Free Throws Made8, Brandy Montgomery vs. East Carolina (12/5/15)
 Free Throws Attempted 13, Brandy Montgomery at Marquette (12/13/15)
 Rebounds 19, Tra'Cee Tanner at FGCU (12/30/15)
 Assists8, Katie Frerking vs. Coppin State (12/19/15)
 Blocked Shots..... 3, 2x; last, Tra'Cee Tanner at Mississippi State (1/7/16)
 Steals8, Brandy Montgomery vs. East Carolina (12/5/15)

2015-16 Auburn Team Highs...**First Half**

Points..... 48 vs. Florida (2/14/16)
 Field Goals Made..... 19 vs. Minnesota (11/28/15)
 Field Goal Attempts.....43 vs. Minnesota (11/28/15)
 3-Point Field Goals Made 7, 2x; last vs. George Mason (12/23/15)
 3-Point Field Goal Attempts 17, 2x; last vs. South Carolina (1/21/16)
 Free Throws Made 10 at SE Louisiana (11/16/15)
 Free Throws Attempted 13 vs. East Carolina (12/5/15)
 Rebounds 32 at Marquette (12/13/15)
 Assists 14 vs. Winthrop (12/16/15)
 Blocked Shots.....4 at Savannah State (11/22/15) and vs. Winthrop (12/16/15)
 Steals 12 vs. East Carolina (12/5/15)

Second Half

Points.....50 vs. UAB (11/13/15)
 Field Goals Made..... 22 vs. UAB (11/13/15)
 Field Goal Attempts..... 36 vs. UAB (11/13/15)
 3-Point Field Goals Made5, 3x; last vs. South Carolina (1/21/16)
 3-Point Field Goal Attempts14 vs. Savannah St. (11/22/15) and UAB (11/13/15)
 Free Throws Made 14 at LSU (2/1/16)
 Free Throws Attempted 20 at LSU (2/1/16) & at Alabama (2/7/16)
 Rebounds25 vs. Virginia (11/19/15)
 Assists13 vs. UAB (11/13/15)
 Blocked Shots.....5 vs. Winthrop (12/16/15)
 Steals 12 vs. East Carolina (12/5/15)

Game

Points..... 88 vs. George Mason (12/23/15)
 Field Goals Made.....34, 2x; last vs. George Mason (12/23/15)
 Field Goal Attempts.....78 vs. Minnesota (11/28/15)
 3-Point Field Goals Made 11 vs. Winthrop (12/16/15)
 3-Point Field Goal Attempts30 vs. UAB (11/13/15)
 Free Throws Made 18 vs. Kentucky (1/3/16)
 Free Throws Attempted 30 at Marquette (12/13/15)
 Rebounds 57 at Marquette (12/13/15)
 Assists22 vs. Winthrop (12/16/15)
 Blocked Shots.....9 vs. Winthrop (12/16/15)
 Steals 24 vs. East Carolina (12/5/15)
 Turnovers Forced.....35 vs. Winthrop (12/16/15)

Specialty Statistics (Auburn-Opponent)

Opponent	Bench Points	Points in the Paint	Points off Turnovers	Second Chance Points	Fast Break Points
vs. UAB	25-12	40-22	15-9	16-10	10-0
at SE Louisiana	25-10	44-14	21-10	18-17	10-4
vs. Virginia	20-26	38-30	16-24	16-12	10-10
at Savannah State	23-12	22-14	29-11	16-1	10-2
vs. Boise State	11-18	34-20	28-18	19-10	0-0*
vs. Minnesota	13-8	28-28	27-8	13-13	0-0*
vs. East Carolina	15-3	36-36	34-24	13-23	10-4
at Marquette	16-15	28-24	22-12	16-7	7-19
vs. Winthrop	12-12	36-8	39-16	15-7	10-2
vs. Coppin State	8-9	36-26	20-26	9-17	10-6
at Towson	12-13	40-16	15-12	17-12	13-4
vs. George Mason	8-21	34-24	40-14	11-10	8-10
at Florida Gulf Coast	8-6	24-16	7-16	11-2	6-2
vs. Kentucky	5-9	40-40	25-27	19-21	12-6
at Mississippi State	5-13	34-24	6-20	8-9	12-12
at Tennessee	20-22	26-48	13-18	13-9	0-22
vs. Alabama	6-17	30-18	14-12	17-13	8-4
at Kentucky	16-20	18-26	11-16	14-9	6-8
vs. South Carolina	14-27	16-36	15-16	14-9	4-8
vs. Arkansas	16-0	44-10	24-15	17-13	14-2
at Georgia	14-19	20-26	15-23	6-15	2-6
at LSU	17-0	30-24	26-18	12-10	2-0
vs. Vanderbilt	10-26	18-20	17-4	2-7	6-6
at Alabama	10-9	28-22	10-21	9-18	2-4
at Ole Miss	5-10	36-28	15-22	7-9	6-12
vs. Florida	20-9	40-28	27-9	16-9	8-4
vs. Missouri	30-8	24-26	22-9	15-5	10-2
vs. Texas A&M	7-12	26-32	13-14	13-7	8-4
at Florida	7-17	32-16	17-18	8-24	6-4
vs. Missouri (SEC)	8-4	24-12	15-5	8-2	0-2
vs. South Carolina (SEC)	4-17	26-24	10-18	7-8	2-6

Lead-Deficit Comparison

Opponent	Largest Lead	Largest Deficit	Lead Changes	Ties	Result
vs. UAB	17 (4th, 00:52)	6 (1st, 2:48)	6	3	W, 85-71
at SE Louisiana	25 (2nd, 7:07)	--	0	2	W, 80-68
vs. Virginia	4 (1st, 6:45)	23 (4th, 7:33)	1	2	L, 52-69
at Savannah State	25 (4th, 2:11)	--	0	2	W, 62-40
vs. Boise State	6 (3rd, 4:25)	12 (1st, 2:22)	5	2	W, 55-53
vs. Minnesota	15 (2nd, 5:02)	4 (1st, 9:20)	7	5	W, 81-79 (OT)
vs. East Carolina	23 (3rd, 4:44)	7 (1st, 3:45)	2	2	W, 83-69
at Marquette	9 (4th, 6:22)	6 (OT, 2:23)	12	8	L, 69-70 (OT)
vs. Winthrop	43 (4th, 0:16)	3 (1st, 9:35)	1	1	W, 76-33
vs. Coppin State	18 (4th, 8:35)	2 (1st, 8:38)	8	5	W, 69-54
at Towson	23 (4th, 4:33)	--	0	4	W, 74-52
vs. George Mason	29 (4th, 2:46)	4 (1st, 6:41)	5	7	W, 88-59
at Florida Gulf Coast	3 (1st, 6:05)	13 (3rd, 6:06)	4	4	L, 45-52
vs. Kentucky	5 (4th, 0:06)	17 (2nd, 3:51)	3	3	W, 66-61
at Mississippi State	2 (1st, 6:12)	18 (2nd, 1:29)	2	3	L, 45-60
at Tennessee	2 (1st, 8:13)	31 (4th, 5:08)	2	3	L, 52-79
vs. Alabama	20 (3rd, 2:39)	1 (1st, 8:46)	4	1	W, 72-59
at Kentucky	3 (1st, 7:17)	10 (4th, 5:38)	7	5	L, 47-54
vs. South Carolina	5 (2nd, 9:31)	24 (4th, 2:33)	2	2	L, 58-74
vs. Arkansas	11 (OT, 0:07)	5 (1st, 8:12)	11	12	W, 71-60 (OT)
at Georgia	4 (1st, 3:18)	36 (4th, 4:39)	2	5	L, 30-63
at LSU	16 (4th, 3:41)	6 (1st, 7:52)	1	2	W, 63-53
vs. Vanderbilt	13 (4th, 1:55)	2 (1st, 9:35)	1	4	W, 53-45
at Alabama	15 (3rd, 3:49)	6 (1st, 2:26)	5	5	W, 59-55
at Ole Miss	5 (4th, 0:01)	12 (3rd, 5:43)	4	3	W, 65-60
vs. Florida	22 (4th, 0:27)	10 (1st, 5:39)	19	5	W, 80-58
vs. Missouri	--	21 (4th, 2:57)	0	0	L, 55-69
vs. Texas A&M	8 (2nd, 3:35)	8 (4th, 0:11)	6	8	L, 49-57
at Florida	5 (2nd, 2:17)	7 (4th, 0:03)	3	5	L, 49-56
vs. Missouri (SEC)	5 (2nd, 8:15)	7 (1st, 6:55)	15	5	W, 47-45
vs. South Carolina (SEC)	6 (1st, 5:51)	20 (3rd, 7:36)	1	0	L, 48-57

Scoring Breakdown

(Percentage of total points in parentheses)

Opponent	Front Court	Back Court	Sr.	Jr.	So.	Fr.	Starters	Bench
vs. UAB	39 (45.9)	46 (54.1)	20	38	4	25	60 (70.6)	25 (29.4)
at SE Louisiana	38 (47.5)	42 (52.5)	18	37	4	21	55 (68.8)	25 (31.2)
vs. Virginia	24 (46.2)	28 (53.8)	6	19	7	20	32 (61.5)	20 (38.5)
at Savannah State	34 (56.8)	28 (45.2)	13	23	4	22	39 (62.9)	23 (37.1)
vs. Boise State	34 (61.8)	21 (38.2)	17	23	6	9	44 (80.0)	11 (20.0)
vs. Minnesota	42 (51.9)	39 (48.1)	16	45	12	8	68 (84.0)	13 (16.0)
vs. East Carolina	23 (27.7)	60 (72.3)	6	49	17	11	68 (81.9)	15 (18.1)
at Marquette	21 (30.4)	48 (69.6)	17	36	4	12	53 (76.8)	16 (23.2)
vs. Winthrop	26 (34.2)	50 (65.8)	18	40	8	10	64 (84.2)	12 (15.8)
vs. Coppin State	35 (50.7)	34 (49.3)	16	28	19	6	61 (88.4)	8 (11.6)
at Towson	27 (36.5)	47 (63.5)	18	15	10	31	62 (83.8)	12 (16.2)
vs. George Mason	25 (28.4)	63 (71.6)	17	43	8	20	80 (90.9)	8 (9.1)
at Florida Gulf Coast	22 (48.9)	23 (51.1)	17	8	5	15	37 (82.2)	8 (17.8)
vs. Kentucky	22 (33.3)	44 (66.7)	19	42	3	2	61 (92.4)	5 (7.6)
at Mississippi State	23 (51.1)	22 (48.9)	15	16	8	6	40 (88.9)	5 (11.1)
at Tennessee	16 (30.8)	36 (69.2)	14	20	0	18	32 (61.5)	20 (38.5)
vs. Alabama	29 (40.2)	43 (59.8)	11	39	16	6	66 (91.7)	6 (8.3)
at Kentucky	14 (29.8)	33 (70.2)	8	23	4	12	31 (66.0)	16 (34.0)
vs. South Carolina	17 (29.3)	41 (70.7)	9	29	8	12	44 (75.9)	14 (24.1)
vs. Arkansas	27 (38.0)	44 (62.0)	21	28	6	16	55 (77.5)	16 (22.5)
at Georgia	16 (53.3)	14 (46.7)	10	8	6	6	16 (53.3)	14 (46.7)
at LSU	30 (47.6)	33 (52.4)	23	27	7	6	46 (73.0)	17 (27.0)
vs. Vanderbilt	9 (17.0)	44 (83.0)	4	35	5	9	43 (81.1)	10 (18.9)
at Alabama	17 (28.8)	42 (71.2)	13	36	4	6	49 (83.1)	10 (16.9)
at Ole Miss	23 (35.4)	42 (64.6)	19	25	4	17	60 (92.3)	5 (7.7)
vs. Florida	22 (27.5)	58 (72.5)	12	44	10	14	60 (75.0)	20 (25.0)
vs. Missouri	21 (38.2)	34 (61.8)	13	14	8	20	25 (45.5)	30 (54.5)
vs. Texas A&M	20 (40.8)	29 (59.2)	8	21	12	8	42 (85.7)	7 (14.3)
at Florida	17 (34.7)	32 (65.3)	10	23	7	9	42 (85.7)	7 (14.3)
vs. Missouri (SEC)	16 (34.0)	31 (66.0)	6	23	10	8	39 (83.0)	8 (17.0)
vs. South Carolina (SEC)	14 (29.2)	34 (70.8)	12	22	2	12	44 (91.7)	4 (8.3)

Comparison Statistics (Auburn/Opponent)

Opponent	1st	2nd	Score	Mar	Total FG	FG Pct	3-Pointers	3FG Pct	Free Throws	FT Pct	Reb.	Mar	Assist	TO	Bk	Stl	Fouls
UAB	35/36	50/35	85-71	+14	34-64/26-55	.531/.473	10-30/12-28	.333/.429	7-12/7-14	.583/.500	32/31	+1	21/16	9/17	3/1	9/6	18/17
SE Louisiana	46/27	34/41	80-68	+12	29-67/22-58	.433/.379	5-19/9-32	.263/.281	17-23/15-20	.739/.750	37/41	(4)	14/16	10/18	3/2	10/3	24/20
Virginia	22/41	30/28	52-69	(17)	21-61/22-63	.344/.349	2-13/5-23	.154/.217	8-15/20-24	.533/.833	43/39	+4	5/13	20/13	6/2	7/14	18/19
Savannah State	36/19	26/21	62-40	+22	24-56/14-41	.429/.341	6-22/5-21	.273/.238	8-10/7-20	.800/.350	38/24	+14	16/9	22/25	5/1	13/9	16/15
Boise State	23/27	32/26	55-53	+2	24-63/20-48	.381/.417	1-16/6-16	.063/.375	6-9/7-9	.667/.778	34/37	(3)	13/9	16/27	3/5	14/10	13/13
Minnesota	42/33	29/38	81-79	+2	33-78/30-59	.423/.508	4-17/8-21	.253/.381	11-20/11-15	.550/.733	43/37	+6	16/14	9/20	1/1	10/5	17/17
East Carolina	47/29	36/40	83-69	+14	31-59/24-62	.525/.387	6-15/6-24	.400/.250	15-27/15-20	.556/.750	37/38	(1)	12/11	28/33	4/1	24/15	17/21
Marquette	25/24	35/36	69-70	(1)	25-77/23-62	.325/.371	6-27/10-30	.222/.333	13-30/14-26	.433/.538	57/45	+12	16/19	19/24	2/3	12/7	27/29
Winthrop	44/17	32/16	76-33	+43	30-66/12-51	.455/.235	11-27/4-12	.407/.333	5-7/5-5	.714/1.000	40/35	+5	22/8	19/35	9/3	20/14	12/8
Coppin State	31/28	38/26	69-54	+15	24-49/22-65	.490/.338	6-13/1-13	.462/.077	15-22/9-15	.682/.600	35/38	(3)	18/14	26/23	5/3	11/12	19/19
Towson	37/27	37/25	74-52	+22	29-66/18-63	.439/.286	8-19/6-25	.421/.240	8-12/10-18	.667/.556	47/40	+7	17/11	15/14	2/2	10/6	18/18
George Mason	45/32	43/27	88-59	+29	34-63/22-50	.540/.440	9-21/5-16	.429/.313	11-17/10-13	.647/.769	31/30	+1	18/13	17/30	1/4	18/13	15/15
Florida Gulf Coast	20/23	25/29	45-52	(7)	18-45/18-56	.400/.321	0-10/10-32	.000/.313	9-13/6-8	.692/.750	43/23	+20	8/14	19/6	1/6	3/9	13/10
Kentucky	23/32	43/29	66-61	+5	24-61/23-59	.393/.390	0-12/1-12	.000/.083	18-24/14-20	.750/.700	34/40	(6)	9/7	23/26	3/4	12/16	18/25
Mississippi State	17/33	28/27	45-60	(15)	20-50/20-60	.400/.333	2-5/5-25	.400/.200	3-5/15-19	.600/.789	32/40	(8)	13/11	25/15	3/2	8/7	24/13
Tennessee	26/41	26/38	52-79	(27)	20-68/34-57	.294/.596	4-15/3-11	.267/.273	8-13/8-9	.615/.889	30/42	(12)	9/20	13/19	0/8	12/8	16/10
Alabama	30/20	42/39	72-59	+13	27-59/19-52	.458/.365	4-11/8-27	.364/.296	14-16/13-17	.875/.765	39/25	+14	17/11	17/19	4/3	11/9	21/20
Kentucky	22/21	25/33	47-54	(7)	19-54/17-47	.352/.362	5-24/3-17	.208/.176	4-4/17-25	1.000/.680	34/32	+2	12/9	21/19	3/4	8/10	20/11
South Carolina	20/33	38/41	58-74	(16)	19-55/27-52	.345/.519	9-27/7-19	.333/.368	11-14/13-20	.786/.650	30/34	(4)	14/20	13/12	1/1	7/7	16/15
Arkansas	24/26	32/30	71-60	+11	29-69/20-57	.420/.351	4-18/10-22	.222/.455	9-13/10-12	.692/.833	43/35	+8	17/14	20/28	5/4	21/10	13/17
at Georgia	18/34	12/29	30-63	(33)	13-47/24-57	.277/.421	0-10/6-16	.000/.375	4-9/9-15	.444/.600	29/46	(17)	4/17	24/20	3/4	9/13	19/14
at LSU	20/16	43/37	63-53	+10	23-47/15-45	.489/.333	2-10/0-6	.200/.000	15-21/23-36	.714/.639	36/28	+8	12/11	30/24	1/1	12/12	29/22
vs. Vanderbilt	24/21	29/24	53-45	+8	19-43/16-45	.442/.356	2-7/3-17	.286/.176	13-25/10-12	.520/.833	17/38	(21)	13/12	16/29	3/2	14/7	15/24
at Alabama	23/21	36/34	59-55	+4	22-46/17-51	.478/.333	4-8/3-16	.500/.188	11-24/18-25	.458/.720	33/35	(2)	9/5	20/18	5/3	12/10	21/15
at Ole Miss	27/30	38/30	65-60	+5	24-45/25-60	.533/.417	3-4/8-29	.750/.276	14-25/2-5	.560/.400	31/30	+1	14/16	21/17	2/2	7/9	12/23
vs. Florida	48/43	32/15	80-58	+22	31-66/22-52	.470/.423	7-21/5-20	.333/.250	11-15/9-15	.733/.600	35/35	--	17/14	10/21	2/4	12/4	14/19
vs. Missouri	27/36	28/33	69-55	(14)	19-60/23-44	.317/.523	0-9/8-17	.000/.471	17-23/15-18	.739/.833	29/35	(6)	6/16	11/22	0/3	7/5	20/23
vs. Texas A&M	27/23	22/34	49-57	(8)	22-64/23-50	.344/.460	1-13/0-6	.077/.000	4-10/11-17	.400/.647	33/40	(7)	12/17	17/20	1/5	10/7	18/16
at Florida	26/24	23/32	49-56	(7)	20-51/13-51	.392/.255	3-12/2-18	.250/.111	6-16/28-35	.375/.800	32/45	(13)	13/6	26/28	3/8	11/14	27/15
vs. Missouri (SEC)	29/28	18/17	47-45	+2	20-48/15-43	.417/.349	1-5/9-22	.200/.409	6-10/6-7	.600/.857	25/25	--	12/14	10/20	3/4	14/3	18/16
vs. S. Carolina (SEC)	16/32	32/25	48-57	(9)	20-56/16-51	.357/.314	3-13/3-12	.231/.250	5-9/22-29	.556/.759	35/36	(1)	9/11	15/16	5/8	4/10	24/12

Game-by-Game Leaders

	Points	Rebounds	Assists	Steals	Blocked Shots
vs. UAB	24-Brandy Montgomery	10-Tra'Cee Tanner	7-Janiah McKay	3-Katie Frerking	1-(Three players)
at SE Louisiana	22-Brandy Montgomery	6-Katie Frerking	6-Katie Frerking	3-Tanner/Montgomery	2-Jonika Garvin
vs. Virginia	16-Janiah McKay	9-Tra'Cee Tanner	2-Katie Frerking	2-Jaz. Jones/Tanner	2-Tanner/Frerking
at Savannah State	16-Brandy Montgomery	8-Tra'Cee Tanner	4-Khady Dieng	2-(Four players)	2-Tanner/Garvin
vs. Boise State	17-Tra'Cee Tanner	11-Tra'Cee Tanner	3-(Three players)	3-Montgomery/Frerking	1-(Three players)
vs. Minnesota	25-Brandy Montgomery	9-Frerking/Tanner	6-Katie Frerking	3-Jazmine Jones	1-Janiah McKay
vs. East Carolina	26-Katie Frerking	10-Jazmine Jones	4-Khady Dieng	8-Brandy Montgomery	2-Frerking/Jes. Jones
at Marquette	24-Brandy Montgomery	12-Tanner/Montgomery	5-Janiah McKay	3-Janiah McKay	1-Tanner/Dieng
vs. Winthrop	21-Brandy Montgomery	9-Tra'Cee Tanner	6-Jazmine Jones	6-Brandy Montgomery	3-Tra'Cee Tanner
vs. Coppin State	24-Brandy Montgomery	8-Cabriana Capers	8-Katie Frerking	3-Montgomery/Tanner	2-Tra'Cee Tanner
at Towson	23-Janiah McKay	9-Tra'Cee Tanner	4-Brandy Montgomery	4-Katie Frerking	1-Garvin/McKay
vs. George Mason	28-Brandy Montgomery	7-Cabriana Capers	5-Brandy Montgomery	5-Katie Frerking	1-Tra'Cee Tanner
at Florida Gulf Coast	15-Tra'Cee Tanner	19-Tra'Cee Tanner	2-Jaz. Jones/Frerking	1-(Three players)	1-Tra'Cee Tanner
vs. Kentucky	27-Brandy Montgomery	10-Tra'Cee Tanner	3-Janiah McKay	4-Erica Sanders	2-Tra'Cee Tanner
at Mississippi State	15-Tra'Cee Tanner	7-Tra'Cee Tanner	4-Katie Frerking	2-(Three players)	3-Tra'Cee Tanner
at Tennessee	12-Tra'Cee Tanner	10-Tra'Cee Tanner	4-Tra'Cee Tanner	5-Katie Frerking	(None)
vs. Alabama	21-Katie Frerking	10-Jazmine Jones	5-Katie Frerking	5-Jazmine Jones	3-Tra'Cee Tanner
at Kentucky	15-Brandy Montgomery	5-Katie Frerking	4-Katie Frerking	3-Jazmine Jones	2-Khady Dieng
vs. South Carolina	17-Katie Frerking	8-Jazmine Jones	4-Katie Frerking	2-(Three players)	1-Katie Frerking
vs. Arkansas	21-Tra'Cee Tanner	7-Tanner/Frerking	6-Katie Frerking	6-Katie Frerking	1-(Five players)
at Georgia	6-Tra'Cee Tanner	5-Tanner/Capers/Sanders	1-(Four players)	2-(Three players)	2-Jazmine Jones
at LSU	13-Tanner/Frerking	9-Cabriana Capers	3-Katie Frerking	4-Katie Frerking	1-Jazmine Jones
vs. Vanderbilt	16-Brandy Montgomery	5-Katie Frerking	4-Katie Frerking	4-Jaz. Jones/McKay	1-(Three players)
at Alabama	22-Katie Frerking	5-Brandy Montgomery	3-Frerking/Dieng	4-Katie Frerking	2-Katie Frerking
at Ole Miss	19-Tra'Cee Tanner	9-Tra'Cee Tanner	6-Katie Frerking	3-Khady Dieng	1-Tanner/Jes. Jones
vs. Florida	18-Katie Frerking	10-Katie Frerking	5-Katie Frerking	4-Katie Frerking	1-Tanner/Jes. Jones
vs. Missouri	12-Janiah McKay	6-Capers/Sanders	4-Janiah McKay	2-Khady Dieng	(None)
vs. Texas A&M	13-Brandy Montgomery	7-Tra'Cee Tanner	4-Janiah McKay	5-Katie Frerking	1-Jazmine Jones
at Florida	18-Katie Frerking	7-Tra'Cee Tanner	3-Janiah McKay	3-Tra'Cee Tanner	2-Tra'Cee Tanner
vs. Missouri (SEC)	10-Jazmine Jones	8-Katie Frerking	4-Tanner/McKay	3-(Three players)	2-Katie Frerking
vs. South Carolina (SEC)	18-Brandy Montgomery	6-(Three players)	2-(Three players)	2-Erica Sanders	2-Tanner/Jes. Jones

2015-16 Starting Lineups

	Point Guard (1)	Wing (2)	Wing (3)	Post (4)	Post (5)
vs. UAB	Khady Dieng	Brandy Montgomery	Katie Frerking	Jazmine Jones	Tra'Cee Tanner
at SE Louisiana	Khady Dieng	Brandy Montgomery	Katie Frerking	Jazmine Jones	Tra'Cee Tanner
vs. Virginia	Khady Dieng	Brandy Montgomery	Katie Frerking	Jazmine Jones	Tra'Cee Tanner
at Savannah State	Khady Dieng	Brandy Montgomery	Katie Frerking	Jazmine Jones	Tra'Cee Tanner
vs. Boise State	Khady Dieng	Brandy Montgomery	Katie Frerking	Jazmine Jones	Tra'Cee Tanner
vs. Minnesota	Khady Dieng	Brandy Montgomery	Katie Frerking	Jazmine Jones	Tra'Cee Tanner
vs. East Carolina	Khady Dieng	Brandy Montgomery	Katie Frerking	Jazmine Jones	Tra'Cee Tanner
at Marquette	Khady Dieng	Brandy Montgomery	Katie Frerking	Jazmine Jones	Tra'Cee Tanner
vs. Winthrop	Janiah McKay	Brandy Montgomery	Katie Frerking	Jazmine Jones	Tra'Cee Tanner
vs. Coppin State	Janiah McKay	Brandy Montgomery	Katie Frerking	Jazmine Jones	Tra'Cee Tanner
at Towson	Janiah McKay	Brandy Montgomery	Katie Frerking	Jazmine Jones	Tra'Cee Tanner
vs. George Mason	Janiah McKay	Brandy Montgomery	Katie Frerking	Jazmine Jones	Tra'Cee Tanner
at Florida Gulf Coast	Janiah McKay	Brandy Montgomery	Katie Frerking	Jazmine Jones	Tra'Cee Tanner
vs. Kentucky	Janiah McKay	Brandy Montgomery	Katie Frerking	Jazmine Jones	Tra'Cee Tanner
at Mississippi State	Janiah McKay	Brandy Montgomery	Katie Frerking	Jazmine Jones	Tra'Cee Tanner
at Tennessee	Khady Dieng	Brandy Montgomery	Katie Frerking	Jazmine Jones	Tra'Cee Tanner
vs. Alabama	Khady Dieng	Brandy Montgomery	Katie Frerking	Jazmine Jones	Tra'Cee Tanner
at Kentucky	Khady Dieng	Brandy Montgomery	Katie Frerking	Jazmine Jones	Tra'Cee Tanner
vs. South Carolina	Khady Dieng	Brandy Montgomery	Katie Frerking	Jazmine Jones	Tra'Cee Tanner
vs. Arkansas	Khady Dieng	Brandy Montgomery	Katie Frerking	Jazmine Jones	Tra'Cee Tanner
at Georgia	Khady Dieng	Brandy Montgomery	Katie Frerking	Jazmine Jones	Tra'Cee Tanner
at LSU	Janiah McKay	Brandy Montgomery	Katie Frerking	Jazmine Jones	Tra'Cee Tanner
vs. Vanderbilt	Janiah McKay	Brandy Montgomery	Katie Frerking	Jazmine Jones	Tra'Cee Tanner
at Alabama	Janiah McKay	Brandy Montgomery	Katie Frerking	Jazmine Jones	Tra'Cee Tanner
at Ole Miss	Janiah McKay	Brandy Montgomery	Katie Frerking	Jazmine Jones	Tra'Cee Tanner
vs. Florida	Janiah McKay	Brandy Montgomery	Katie Frerking	Jazmine Jones	Tra'Cee Tanner
vs. Missouri	Janiah McKay	Brandy Montgomery	Katie Frerking	Jazmine Jones	Tra'Cee Tanner
vs. Texas A&M	Janiah McKay	Brandy Montgomery	Katie Frerking	Jazmine Jones	Tra'Cee Tanner
at Florida	Janiah McKay	Brandy Montgomery	Katie Frerking	Jazmine Jones	Tra'Cee Tanner
vs. Missouri (SEC)	Janiah McKay	Brandy Montgomery	Katie Frerking	Jazmine Jones	Tra'Cee Tanner
vs. South Carolina (SEC)	Janiah McKay	Brandy Montgomery	Katie Frerking	Jazmine Jones	Tra'Cee Tanner

Record by Starting Lineup

Dieng, Montgomery, Frerking, Jones, Tanner
 8-6 (.571)

McKay, Montgomery, Frerking, Jones, Tanner
 11-6 (.647)



Terri

WILLIAMS-FLOURNOY

Head Coach

Fourth Season at Auburn/12th Season overall

Hampton, Va. • Penn State, 1991

- Led Auburn to 19-win seasons in three of her four years
- In four years, has had three players selected to All-SEC teams
- Auburn has forced an average of 20.0+ turnovers per game under Coach Flo
- Led Auburn to the postseason in three of her four seasons, advancing to WNIT Quarterfinals in 2013 and Third Round in 2014, along with NCAA Tournament in 2016
- Advanced her teams to the postseason in seven out of her last eight years as head coach
- Picked up her 200th career head coaching victory Dec. 5, 2015 at home vs. East Carolina
- Recorded her 400th career win as a collegiate coach in Auburn's 68-58 win over Hofstra on Dec. 9, 2012
- Tallied her 500th win as a player, assistant coach and head coach with 84-66 win over Western Kentucky in 2013 WNIT Second Round
- Picked up first SEC win in 50-47 win over #23 Arkansas in 2013
- Earned second win over ranked opponent at Auburn and snapped 21-game skid to #16 Vanderbilt with 68-62 win in Nashville on Feb. 13, 2014
- Picked up first top-10 win with a 66-61 victory over #7 Kentucky on Jan. 3, 2016
- Has 213 wins as a head coach and 251 as an assistant for a .626 winning percentage over 24 years as a collegiate coach
- Has been part of six conference championships and 19 post-season appearances as an assistant and head coach
- 2010 Black Coaches Association Coach of the Year
- Served as an assistant coach for Team USA that won a gold medal at the 2011 World University Games in Shenzhen, China
- Coached teams to 12 NCAA Tournament appearances, nine as an assistant and three as a head coach
- Has coached 22 players that have gone on to the professional ranks, including seven in the WNBA
- As an assistant, helped coach Georgia to an NCAA Final Four appearance and two NCAA Elite Eight appearances
- Coached three Georgetown players to three all-conference honors and one All-America award
- Has a 553-314 record as a head coach, assistant coach and player
- Helped coach Georgetown to a Big East title in 1992
- As an assistant coach at Southwest Missouri State, helped the team to two straight NCAA Tournaments and two consecutive Missouri Valley Conference Tournament titles

All-time record as player and coach:	553-314 (.638)	28 seasons
Record as collegiate player:	88-36 (.709)	4 seasons
Record as collegiate coach:	465-278 (.626)	24 seasons
Record as collegiate assistant coach:	251-116 (.683)	12 seasons
SEC Record as an assistant coach:	130-45 (.742)	6 seasons
Record as collegiate head coach:	213-164 (.565)	12 seasons
Record as Auburn's head coach:	70-60 (.538)	4 seasons

Williams-FLOURNOY Year-by-Year

Penn State, Player (1987-91)

Year	Record	Conf.	Other Information
1987-88	20-13	11-7	NCAA Second Round
1988-89	14-14	12-6	
1989-90	25-7	15-3	NCAA Second Round
1990-91	29-2	17-1	NCAA Second Round

Georgetown, Assistant Coach (1992-96)

Year	Record	Conf.	Other Information
1992-93	23-7	15-3	Big East Champions NCAA Sweet 16
1993-94	12-15	6-12	
1994-95	11-17	6-12	
1995-96	12-15	7-11	

Georgia, Assistant Coach (1996-2002)

Year	Record	Conf.	Other Information
1996-97	25-6	11-1	SEC Champions NCAA Elite Eight
1997-98	17-11	8-6	NCAA First Round
1998-99	27-7	9-5	NCAA Final Four
1999-2000	32-4	13-1	SEC Champions NCAA Elite Eight
2000-01	27-6	11-3	SEC Tournament Champions NCAA Second Round
2001-02	19-11	6-8	NCAA First Round

Southwest Missouri State, Assistant Coach (2002-04)

Year	Record	Conf.	Other Information
2002-03	18-13	11-7	MVC Tournament Champions NCAA First Round
2003-04	28-4	16-2	Missouri Valley Champions MVC Tournament Champions NCAA First Round

Georgetown, Head Coach (2004-12)

Year	Record	Conf.	Other Information
2004-05	12-16	7-9	
2005-06	10-17	3-13	
2006-07	13-16	3-13	
2007-08	15-14	5-11	
2008-09	20-14	7-9	WNIT Quarterfinals
2009-10	26-7	13-3	NCAA Second Round
2010-11	24-11	9-7	NCAA Sweet 16
2011-12	23-9	11-5	NCAA Second Round

Auburn, Head Coach (2012-present)

Year	Record	Conf.	Other Information
2012-13	19-15	5-11	WNIT Quarterfinals
2013-14	19-15	7-9	WNIT Third Round
2014-15	13-18	3-13	
2015-16	19-12	8-8	NCAA Tournament



Cabriana CAPERS

#35

Senior • Forward • 6-1

Bolingbrook, Ill.

Bolingbrook HS

- Career night at LSU with career-high 10 points (4-4 FG) and 9 rebounds (2/1)
- Matched career-high with 10 points along with team-high 6 rebounds on Senior Day vs. Missouri (2/21)
- Eight rebounds vs. Coppin State (12/19) were a season-high at the time
- Scored 4 points in season-high 16 minutes vs. Winthrop (12/16)
- Played 13 minutes in opener vs. UAB; scored 2 points and had 4 rebounds
- Appeared in 23 games as a junior, earning one start vs. Mississippi State (1/26)
- Averaged 1.5 points and 1.8 rebounds as a junior, playing 8.5 minutes per game
- Was 13-of-17 (.765) from the field during her junior season; went an eight-game stretch without missing a shot
- Tied career-high with 8 points on 3-3 shooting, had 7 rebounds vs. Hampton (12/30)
- Averaged 1.1 points and 2.4 rebounds as a sophomore

Opponent	Start	Min.	FG-A	3PT-A	FT-A	O-D-T	PF	Ast.	TO	Blk.	St.	Pts.
UAB		13	1-1	0-0	0-0	0-4-4	0	0	0	0	0	2
at SE Louisiana		7	1-3	0-0	0-0	0-1-1	3	0	1	0	0	2
VIRGINIA		8	0-3	0-0	0-0	2-1-3	3	1	1	0	1	0
at Savannah State		9	0-0	0-0	1-2	1-0-1	1	1	0	0	0	1
vs. Boise State		4	0-0	0-0	0-0	0-0-0	1	0	0	0	0	0
vs. Minnesota		2	0-1	0-0	0-0	0-0-0	0	0	0	0	0	0
EAST CAROLINA		3	0-0	0-0	0-0	0-0-0	0	0	0	0	0	0
at Marquette		3	2-3	0-0	0-0	2-0-2	2	0	0	0	0	4
WINTHROP		16	2-3	0-0	0-0	1-2-3	1	0	0	1	1	4
vs. Coppin State		15	0-2	0-0	0-0	4-4-8	0	0	4	0	2	0
at Towson		12	2-5	0-0	0-0	2-2-4	1	2	0	0	1	4
GEORGE MASON		16	0-2	0-0	0-2	4-3-7	2	3	2	0	0	0
at Florida Gulf Coast		6	0-1	0-0	2-2	1-1-2	0	0	0	0	0	2
KENTUCKY		4	0-0	0-0	2-4	0-0-0	0	0	1	0	0	2
at Mississippi State		12	0-1	0-0	0-0	0-0-0	0	2	1	0	0	0
at Tennessee		3	1-1	0-0	0-0	1-0-1	0	0	0	0	0	2
ALABAMA		7	0-0	0-0	0-0	0-0-0	3	0	1	1	0	0
at Kentucky		9	1-2	0-0	0-0	1-1-2	0	0	0	0	1	2
SOUTH CAROLINA		10	0-0	0-0	0-0	0-0-0	0	0	1	0	0	0
ARKANSAS		4	0-1	0-0	0-0	0-0-0	0	0	1	1	0	0
at Georgia		13	2-2	0-0	0-2	3-2-5	0	0	0	0	0	4
at LSU		17	4-4	0-0	2-4	4-5-9	3	0	0	0	2	10
VANDERBILT		10	0-0	0-0	0-0	0-0-0	1	0	1	0	2	0
at Alabama		5	2-4	0-0	0-0	1-0-1	2	0	3	0	0	4
at Ole Miss		7	0-0	0-0	0-0	0-1-1	0	0	1	0	0	0
FLORIDA		5	0-0	0-0	0-0	0-1-1	1	2	1	0	0	0
MISSOURI		20	3-5	0-0	4-5	5-1-6	4	0	1	0	1	10
TEXAS A&M		6	0-1	0-0	0-0	2-0-2	0	0	0	0	0	0
at Florida		10	0-1	0-0	0-0	1-1-2	1	2	3	0	0	0
vs. Missouri (SEC)		6	0-0	0-0	0-0	0-0-0	1	0	0	0	1	0
vs. South Carolina (SEC)		17	1-1	0-0	0-2	1-0-1	1	2	0	1	1	2

CAPERS CAREER STATISTICS

Year	GP-GS	FG-FGA	Pct	3FG-FGA	Pct	FT-FTA	Pct	O-D-T (Reb.)	Avg	PF	FO	Ast	TO	Blk	Stl	Pts	Avg
2012-13	30-1	23-41	.561	0-0	.000	10-23	.435	37-59-96	3.2	24	0	18	15	1	6	56	1.9
2013-14	30-0	10-41	.244	0-0	.000	12-18	.667	28-43-71	2.4	31	0	15	16	2	11	32	1.1
2014-15	23-1	13-17	.765	0-0	.000	8-14	.571	19-22-41	1.8	23	1	5	18	2	9	34	1.5
2015-16	31-0	22-47	.468	0-0	.000	11-23	.478	36-30-66	2.1	31	0	15	23	4	13	55	1.8
TOTAL	114-2	68-146	.466	0-0	.000	41-78	.526	120-154-274	2.4	109	1	53	72	9	39	177	1.6

SEASON HIGHS

Points		
10	2x; last vs. Missouri	2/21/16
Rebounds		
9	at LSU	2/1/16
Assists		
3	vs. George Mason	12/23/15
Blocks		
1	4x; last vs. South Carolina	3/4/16
Steals		
2	3x; last vs. Vanderbilt	2/4/16
Field Goals		
4	at LSU	2/1/16
Field Goal Attempts		
5	2x; last vs. Missouri	2/21/16
3-Point Field Goals		
3-Point FG Attempts		
Free Throws		
4	vs. Missouri	2/21/16
Free Throw Attempts		
5	vs. Missouri	2/21/16

CAREER HIGHS

Points		
10	2x; last vs. Missouri	2/21/16
Rebounds		
9	2x; last at LSU	2/1/16
Assists		
3	2x; last vs. George Mason	12/23/15
Blocks		
1	9x; last vs. South Carolina	3/4/16
Steals		
3	3x; last at Arkansas	(1/29/15)
Field Goals		
4	at LSU	2/1/16
Field Goal Attempts		
5	4x; last vs. Missouri	2/21/16
3-Point Field Goals		
3-Point FG Attempts		
Free Throws		
5	vs. UCLA	(12/21/13)
Free Throw Attempts		
6	vs. UCLA	(12/21/13)



Tra'Cee TANNER

#44

Senior • Center • 6-3

Birmingham, Ala.

Hoover HS

- Leads SEC and is ranked fourth in the nation in field goal percentage (60.9%)
- Scored 19 points and had 9 rebounds to lead Tigers to comeback with at Ole Miss (2/11)
- SEC Player of the Week (1/5) after back-to-back double-doubles vs. FGCU and Kentucky
- Season-high 21 points on 10-of-15 shooting in OT win vs. Arkansas (1/24)
- Career-high 19 rebounds at Florida Gulf Coast (12/30); previous high was 12
- Topped 1,000 career-point mark in win over Boise State (11/27); had double-double with 17 points and 11 rebounds
- Is one of five players in Auburn history with 1,000 points, 500 rebounds, 100 assists, 100 steals and 100 blocks
- 14 career double-doubles; 6 in 2015-16 (UAB, Boise State, Marquette, FGCU, Kentucky, Tennessee)
- Was Auburn's second-leading scorer (11.7 ppg) and leading rebounder (6.1 rpg) in 2014-15
- Career-high 31 points on 14-18 shooting vs. Grambling State (11/17/14)

Opponent	Start	Min.	FG-A	3PT-A	FT-A	O-D-T	PF	Ast.	TO	Blk.	St.	Pts.
UAB	*	25	8-9	0-0	2-3	4-6-10	4	0	1	0	1	18
at SE Louisiana	*	28	7-15	0-0	2-3	4-1-5	3	1	1	0	3	16
VIRGINIA	*	24	3-7	0-0	0-0	6-3-9	2	0	1	2	2	6
at Savannah State	*	31	5-7	0-0	2-2	4-4-8	2	2	2	2	1	12
vs. Boise State	*	28	8-12	0-0	1-2	6-5-11	2	0	1	1	0	17
vs. Minnesota	*	34	8-13	0-0	0-2	6-3-9	4	1	4	0	2	16
EAST CAROLINA	*	17	3-6	0-0	0-0	1-2-3	3	0	2	0	3	6
at Marquette	*	35	5-9	0-0	3-13	5-7-12	4	1	3	1	1	13
WINTHROP	*	24	6-10	0-0	2-3	3-6-9	0	1	1	3	2	14
vs. Coppin State	*	26	6-11	0-0	4-6	2-3-5	3	1	3	2	3	16
at Towson	*	28	6-9	0-0	2-3	4-5-9	3	3	3	0	2	14
GEORGE MASON	*	26	7-9	0-0	3-3	1-1-2	4	0	3	1	2	17
at Florida Gulf Coast	*	27	7-10	0-0	1-3	8-11-19	3	1	2	1	0	15
KENTUCKY	*	35	6-9	0-0	5-5	6-4-10	2	1	6	2	1	17
at Mississippi State	*	36	7-8	0-0	1-2	1-6-7	3	1	3	3	1	15
at Tennessee	*	34	4-12	0-0	4-5	5-5-10	1	4	1	0	3	12
ALABAMA	*	30	4-9	0-0	3-4	4-5-9	4	1	4	3	0	11
at Kentucky	*	21	2-5	0-0	2-2	3-1-4	4	2	4	0	1	6
SOUTH CAROLINA	*	22	3-3	0-0	3-4	1-3-4	3	0	2	0	0	9
ARKANSAS	*	35	10-15	0-0	1-2	6-1-7	2	3	3	1	0	21
at Georgia	*	30	3-6	0-0	0-2	1-4-5	3	0	3	1	0	6
at LSU	*	23	6-7	0-0	1-1	2-4-6	4	1	4	0	1	13
VANDERBILT	*	29	2-7	0-0	0-1	0-0-0	2	3	2	1	1	4
at Alabama	*	29	4-8	0-0	1-4	2-2-4	3	1	5	1	0	9
at Ole Miss	*	31	7-7	0-0	5-8	2-7-9	1	1	3	1	0	19
FLORIDA	*	32	4-6	0-0	4-7	2-4-6	2	1	0	1	0	12
MISSOURI	*	22	1-3	0-0	1-1	3-2-5	4	0	1	0	1	3
TEXAS A&M	*	27	4-8	0-0	0-1	4-3-7	4	3	0	0	1	8
at Florida	*	28	5-7	0-0	0-2	2-5-7	4	2	2	2	3	10
vs. Missouri (SEC)	*	20	3-4	0-0	0-0	0-2-2	4	4	1	1	1	6
vs. South Carolina (SEC)	*	23	3-7	0-0	4-6	2-4-6	4	1	1	2	0	10

TANNER CAREER STATISTICS

Year	GP-GS	FG-FGA	Pct	3FG-FGA	Pct	FT-FTA	Pct	O-D-T (Reb.)	Avg	PF	FO	Ast	TO	Blk	Stl	Pts	Avg
2012-13	34-2	91-167	.545	0-0	.000	33-61	.541	55-75-130	3.8	76	0	21	39	23	30	215	6.3
2013-14	34-31	138-248	.556	0-0	.000	82-114	.719	89-114-203	6.0	117	7	38	79	42	45	358	10.5
2014-15	31-31	147-263	.559	0-0	.000	70-103	.680	81-109-190	6.1	98	3	40	75	33	32	364	11.7
2015-16	31-31	157-258	.609	0-0	.000	57-100	.570	100-119-219	7.1	91	0	40	72	32	36	371	12.0
TOTAL	130-95	533-936	.569	0-0	.000	242-378	.640	325-417-742	5.7	382	10	139	265	130	143	1308	10.1

SEASON HIGHS

Points		
21	vs. Arkansas	1/24/16
Rebounds		
19	at Florida Gulf Coast	12/30/15
Assists		
4	at Tennessee	1/10/16
Blocks		
3	3x; last vs. Alabama	1/14/16
Steals		
3	3x; last vs. Coppin State	12/19/15
Field Goals		
10	vs. Arkansas	1/24/16
Field Goal Attempts		
15	2x; last vs. Arkansas	1/24/16
3-Point Field Goals		
3-Point FG Attempts		
Free Throws		
5	2x; last at Ole Miss	2/11/16
Free Throw Attempts		
13	at Marquette	12/13/15

CAREER HIGHS

Points		
31	vs. Grambling State	(11/17/14)
Rebounds		
19	at Florida Gulf Coast	12/30/15
Assists		
4	2x; last at Tennessee	1/10/16
Blocks		
4	at FIU	(12/29/14)
Steals		
6	twice, last vs. Miss. State	(2/9/14)
Field Goals		
14	vs. Grambling State	(11/17/14)
Field Goal Attempts		
18	vs. Grambling State	(11/17/14)
3-Point Field Goals		
3-Point FG Attempts		
Free Throws		
7	vs. Ole Miss	(3/6/14)
Free Throw Attempts		
13	at Marquette	12/13/15



Khady DIENG

#40

Junior • Guard • 5-10

Dakar, Senegal

Gatewood (Ga.) School

- Season-high 10 points along with two assists and two steals in win over No. 16 Florida (2/14)
- Scored 8 points in just nine minutes off the bench vs. Vanderbilt (2/4)
- Injured in first quarter of loss at Marquette (12/13), missed next 4 games and returned at Florida Gulf Coast (12/30); started at Tennessee (1/10)
- Scored six points in OT win over Minnesota in Puerto Rico (11/28)
- Had five assists in season-opener vs. UAB (11/13); matched that season-high vs. Alabama (1/14)
- Tied for team lead with 45 steals as a sophomore
- Led Auburn with season-high 14 points in win over SMU (12/21/14); named to St. John's All-Tournament Team
- Scored a career-high 16 points in WNIT first-round win over Furman (3/20/14)
- Originally from Dakar, Senegal, she moved to Georgia prior to her junior year of high school
- Is first Auburn women's basketball player from Senegal and second from Africa (Crispina Correia, West Africa)

Opponent	Start	Min.	FG-A	3PT-A	FT-A	O-D-T	PF	Ast.	TO	Blk.	St.	Pts.
UAB	*	13	1-2	0-0	0-0	0-0-0	3	5	2	1	1	2
at SE Louisiana	*	23	1-4	0-2	0-0	1-1-2	1	2	0	0	1	2
VIRGINIA	*	20	1-4	0-2	1-2	1-6-7	3	1	2	0	1	3
at Savannah State	*	20	1-2	0-1	0-0	1-4-5	3	4	5	1	1	2
vs. Boise State	*	22	1-1	0-0	0-0	0-0-0	4	2	2	0	1	2
vs. Minnesota	*	26	3-4	0-1	0-0	1-1-2	3	1	1	0	0	6
EAST CAROLINA	*	17	0-2	0-1	0-0	0-0-0	4	4	5	0	1	0
at Marquette	*	6	0-0	0-0	0-0	0-1-1	0	0	1	1	1	0
WINTHROP						--DID NOT PLAY--						
vs. Coppin State						--DID NOT PLAY--						
at Towson						--DID NOT PLAY--						
GEORGE MASON						--DID NOT PLAY--						
at Florida Gulf Coast		8	0-1	0-1	0-0	0-2-2	0	0	0	0	0	0
KENTUCKY		6	0-2	0-0	0-0	0-0-0	1	1	1	1	1	0
at Mississippi State		17	1-2	0-0	0-0	0-2-2	3	3	4	0	2	2
at Tennessee	*	14	0-1	0-0	0-0	0-1-1	4	0	0	0	0	0
ALABAMA	*	23	1-3	0-2	0-0	0-1-1	2	5	0	0	0	2
at Kentucky	*	12	0-2	0-1	0-0	0-2-2	4	1	3	2	1	0
SOUTH CAROLINA	*	19	2-3	1-2	0-0	1-1-2	1	3	3	0	2	5
ARKANSAS	*	16	0-1	0-0	0-0	1-3-4	1	4	1	0	3	0
at Georgia	*	25	2-8	0-3	1-1	0-2-2	2	1	5	0	1	5
at LSU		19	2-5	0-1	0-0	0-0-0	3	2	2	0	0	4
VANDERBILT		9	2-3	1-1	3-4	0-0-0	0	0	2	1	2	8
at Alabama		20	0-2	0-0	3-4	2-1-3	1	3	4	1	1	3
at Ole Miss		15	0-3	0-0	0-0	1-0-1	0	1	3	0	3	0
FLORIDA		12	4-6	1-2	1-1	0-0-0	3	2	1	0	2	10
MISSOURI		18	2-7	0-3	3-4	0-1-1	1	0	1	0	2	7
TEXAS A&M		10	0-2	0-0	2-2	0-2-2	1	1	1	0	0	2
at Florida		20	0-3	0-2	0-0	0-3-3	3	1	7	0	2	0
vs. Missouri (SEC)		19	2-5	0-0	4-4	3-1-4	3	2	1	0	3	8

SEASON HIGHS

Points		
10	vs. Florida	2/16/16
Rebounds		
7	vs. Virginia	11/19/15
Assists		
5	2x; last vs. Alabama	1/14/16
Blocks		
2	at Kentucky	1/17/16
Steals		
3	3x; last vs. South Carolina	3/4/16
Field Goals		
4	vs. Florida	2/16/16
Field Goal Attempts		
8	at Georgia	1/28/16
3-Point Field Goals		
1	3x; last vs. Florida	2/16/16
3-Point FG Attempts		
3	2x; last vs. Missouri	2/21/16
Free Throws		
4	vs. South Carolina	3/4/16
Free Throw Attempts		
4	3x; last vs. South Carolina	3/4/16

CAREER HIGHS

Points		
16	vs. Furman	(3/20/14)
Rebounds		
8	at Arkansas	(1/29/15)
Assists		
5	3x; last vs. Alabama	1/14/16
Blocks		
2	at Kentucky	1/17/16
Steals		
4	2x; last vs. Grambling St.	(11/17/14)
Field Goals		
6	vs. SMU	(12/21/14)
Field Goal Attempts		
13	vs. Troy	(11/14/14)
3-Point Field Goals		
2	6x; last at St. John's	(12/20/14)
3-Point FG Attempts		
8	vs. Troy	(11/14/14)
Free Throws		
6	vs. Furman	(3/20/14)
Free Throw Attempts		
6	vs. Furman	(3/20/14)

DIENG CAREER STATISTICS

Year	GP-GS	FG-FGA	Pct	3FG-FGA	Pct	FT-FTA	Pct	O-D-T (Reb.)	Avg	PF	FO	Ast	TO	Blk	Stl	Pts	Avg
2013-14	27-0	29-79	.367	10-42	.238	17-19	.895	21-18-39	1.4	21	0	16	25	1	18	85	3.1
2014-15	31-26	56-175	.320	16-69	.232	15-31	.484	36-49-85	2.7	74	3	46	60	2	45	143	4.6
2015-16	27-14	26-81	.321	3-25	.120	18-22	.818	12-36-48	1.8	55	0	49	59	8	33	73	2.7
TOTAL	85-40	111-335	.331	29-136	.213	50-72	.694	69-103-172	2.0	150	3	111	144	11	96	301	3.5



Katie FRERKING

#13

Junior • Guard/Forward • 6-1

Johns Creek, Ga.

Wesleyan School

- Leads SEC in steals (2.6/game); season high of six three times (vs. Winthrop; vs. East Carolina; vs. Arkansas)
- SEC Player of the Week after double-double (18 pts/10 rebs) in win over Florida (2/14) and 17-point effort in win at Ole Miss (2/11)
- Missed most of first half vs. Missouri after injuring elbow in collision; returned and played all 20 minutes of second half, scoring 7 points (2/21)
- Filled stat sheet with 13 points, 7 rebounds, 6 assists, 6 steals in OT win over Arkansas (1/24)
- Scored 43 points in two wins over Alabama; 22 points in Tuscaloosa (2/7), 21 points at Auburn (1/14)
- Career-high 26 points (10-16 FG, 4-6 3FG), 6 steals in win over East Carolina (12/5); had matched previous career-high (15) by end of first quarter
- Equaled career-high with five 3-pointers against South Carolina (1/21)
- Career-high five 3-pointers, 19 points and 6 steals in win over Winthrop (12/16)
- Had 14 points, 9 rebounds in OT win over Minnesota in Puerto Rico (11/28)
- Played in all 31 games in 2014-15; earned 22 starts

Opponent	Start	Min.	FG-A	3PT-A	FT-A	O-D-T	PF	Ast.	TO	Blk.	St.	Pts.
UAB	*	33	4-11	4-11	0-0	0-4-4	2	1	1	0	3	12
at SE Louisiana	*	28	4-11	2-8	3-3	2-4-6	2	6	2	0	2	13
VIRGINIA	*	31	2-7	1-3	3-4	0-5-5	1	2	1	2	0	8
at Savannah State	*	22	2-8	1-6	0-0	0-1-1	3	1	1	0	1	5
vs. Boise State	*	36	4-13	0-5	3-4	4-4-8	0	0	3	0	3	11
vs. Minnesota	*	41	5-15	0-4	4-5	2-7-9	3	6	1	0	2	14
EAST CAROLINA	*	32	10-16	4-6	2-3	1-2-3	0	2	1	2	6	26
at Marquette	*	30	4-12	1-6	3-4	1-5-6	5	2	0	0	2	12
WINTHROP	*	31	7-15	5-10	0-0	0-7-7	3	5	0	2	6	19
vs. Coppin State	*	28	2-7	0-1	0-0	0-6-6	0	8	2	1	1	4
at Towson	*	35	4-7	3-5	4-4	1-7-8	1	1	2	0	4	15
GEORGE MASON	*	29	6-14	2-7	1-2	1-3-4	0	4	1	0	5	15
at Florida Gulf Coast	*	35	1-9	0-2	0-0	0-6-6	0	2	0	0	1	2
KENTUCKY	*	31	5-12	0-3	5-6	2-2-4	4	1	2	0	2	15
at Mississippi State	*	28	2-7	2-3	0-0	0-5-5	2	4	4	0	2	6
at Tennessee	*	33	4-12	1-2	0-0	1-1-2	4	1	1	0	5	9
ALABAMA	*	33	7-12	2-4	5-5	4-1-5	2	2	3	0	1	21
at Kentucky	*	29	3-9	2-7	0-0	1-4-5	1	4	4	0	0	8
SOUTH CAROLINA	*	30	5-15	5-12	2-4	2-5-7	3	4	3	1	1	17
ARKANSAS	*	41	5-15	0-5	3-5	1-6-7	2	6	2	0	6	13
at Georgia	*	28	0-7	0-3	1-2	1-0-1	1	0	3	0	1	1
at LSU	*	31	2-5	2-4	7-8	0-7-7	3	3	7	0	4	13
VANDERBILT	*	30	2-5	0-1	7-10	0-5-5	4	4	3	0	1	11
at Alabama	*	35	8-10	3-5	3-6	0-3-3	2	3	4	2	4	22
at Ole Miss	*	34	7-13	1-2	2-3	1-3-4	1	6	5	0	2	17
FLORIDA	*	36	7-14	2-5	2-2	3-7-10	1	5	4	0	4	18
MISSOURI	*	24	3-8	0-1	1-2	0-0-0	1	2	0	0	1	7
TEXAS A&M	*	34	3-13	0-3	0-2	2-1-3	3	3	4	0	5	6
at Florida	*	38	8-14	2-5	0-2	0-1-1	4	0	1	1	2	18
vs. Missouri (SEC)	*	39	3-7	0-2	0-0	0-8-8	1	2	0	2	1	6
vs. South Carolina (SEC)	*	27	2-11	0-6	0-0	3-3-6	4	2	1	0	0	4

FRERKING CAREER STATISTICS

Year	GP-GS	FG-FGA	Pct	3FG-FGA	Pct	FT-FTA	Pct	O-D-T (Reb.)	Avg	PF	FO	Ast	TO	Blk	Stl	Pts	Avg
2013-14	34-5	61-168	.363	29-96	.302	16-22	.727	29-53-82	2.4	55	0	43	32	9	28	167	4.9
2014-15	31-22	84-223	.377	20-95	.211	30-40	.750	41-134-175	5.6	57	0	67	50	14	45	218	7.0
2015-16	31-31	131-334	.392	45-147	.306	61-86	.709	33-123-156	5.0	63	1	92	66	13	78	368	11.9
TOTAL	96-58	276-725	.381	94-338	.278	107-148	.723	103-310-413	4.3	175	1	202	148	36	151	753	7.8

SEASON HIGHS

Points		
26	vs. East Carolina	12/5/15
Rebounds		
10	vs. Florida	2/16/16
Assists		
8	vs. Coppin State	12/19/15
Blocks		
2	4x; last vs. Missouri	3/3/16
Steals		
6	3x; last vs. Arkansas	1/24/16
Field Goals		
10	vs. East Carolina	12/5/15
Field Goal Attempts		
16	vs. East Carolina	12/5/15
3-Point Field Goals		
5	2x; last vs. South Carolina	1/21/16
3-Point FG Attempts		
12	vs. South Carolina	1/21/16
Free Throws		
7	2x; last vs. Vanderbilt	2/4/16
Free Throw Attempts		
10	vs. Vanderbilt	2/4/16

CAREER HIGHS

Points		
26	vs. East Carolina	12/5/15
Rebounds		
10	3x; last vs. Florida	2/16/16
Assists		
8	2x; last vs. Coppin State	12/19/15
Blocks		
3	at FIU	(12/29/14)
Steals		
6	3x; last vs. Arkansas	1/24/16
Field Goals		
10	vs. East Carolina	12/5/15
Field Goal Attempts		
16	vs. East Carolina	12/5/15
3-Point Field Goals		
5	vs. Winthrop	12/16/15
3-Point FG Attempts		
12	vs. South Carolina	1/21/16
Free Throws		
7	3x; last vs. Vanderbilt	2/4/16
Free Throw Attempts		
10	vs. Vanderbilt	2/4/16



Brandy MONTGOMERY

#10

Junior • Guard • 5-10

Port St. Lucie, Fla.

Lincoln Park Academy

- Hit game-tying 3-pointer with 8.6 seconds left in regulation to force overtime in win over Arkansas; finished with 15 points (1/24)
- Opened SEC play with 27-point game against #7 Kentucky; had crucial off. rebound and made 4 straight FTs to ice game (1/3)
- Scored 1,000th career point vs. Kentucky (1/3)
- Season-high 28 points on 10-of-16 shooting (6-10 3FG) vs. George Mason (12/23)
- Scored 25 points and hit tying and game-winning 3-pt FGs in OT win over Minnesota in Puerto Rico (11/28)
- Second career double-double with 24 points and career-high 12 rebounds at Marquette (12/13)
- Auburn's leading scorer as a sophomore (12.1 ppg)
- Career-high 30 points in 2014-15 regular-season finale vs. Alabama (3/1); most by Auburn player in SEC game since 2013
- Named to 2014 SEC All-Freshman Team; was the fourth-highest scoring freshman in the SEC

Opponent	Start	Min.	FG-A	3PT-A	FT-A	O-D-T	PF	Ast.	TO	Blk.	St.	Pts.
UAB	*	31	10-19	4-12	0-0	1-3-4	1	2	2	0	2	24
at SE Louisiana	*	28	8-15	3-6	3-4	0-5-5	3	1	0	0	3	22
VIRGINIA	*	35	3-12	1-3	1-2	1-2-3	0	1	3	0	0	8
at Savannah State	*	31	6-16	2-6	2-2	1-4-5	1	2	2	0	2	16
vs. Boise State	*	25	5-16	0-2	0-0	1-0-1	2	3	4	0	3	10
vs. Minnesota	*	42	9-26	3-9	4-4	0-2-2	0	5	2	0	2	25
EAST CAROLINA	*	33	7-15	1-4	8-10	0-5-5	1	1	3	0	8	23
at Marquette	*	42	8-28	4-16	4-8	4-8-12	0	3	3	0	2	24
WINTHROP	*	28	8-17	5-12	0-0	0-3-3	0	3	2	0	5	21
vs. Coppin State	*	28	8-13	5-8	3-5	0-3-3	1	1	6	0	3	24
at Towson	*	28	0-11	0-3	0-0	1-5-6	2	4	2	0	0	0
GEORGE MASON	*	29	10-16	6-10	2-3	1-2-3	0	5	5	0	4	28
at Florida Gulf Coast	*	36	2-9	0-3	2-2	0-3-3	2	1	4	0	1	6
KENTUCKY	*	38	11-19	0-3	5-5	3-4-7	0	1	5	0	2	27
at Mississippi State	*	36	4-14	0-2	0-0	0-2-2	1	0	3	0	2	8
at Tennessee	*	26	4-13	2-6	1-2	1-1-2	1	0	3	0	0	11
ALABAMA	*	28	5-12	2-4	4-4	1-4-5	4	1	2	0	2	16
at Kentucky	*	32	6-14	1-7	2-2	1-3-4	2	3	3	0	2	15
SOUTH CAROLINA	*	32	2-11	1-8	2-2	0-1-1	0	2	1	0	0	7
ARKANSAS	*	37	6-18	3-9	0-0	0-3-3	1	2	6	1	3	15
at Georgia	*	26	1-7	0-2	0-0	0-3-3	2	1	2	0	0	2
at LSU	*	29	5-13	0-3	0-0	1-1-2	2	1	6	0	1	10
VANDERBILT	*	35	7-16	0-4	2-2	0-4-4	2	1	3	0	0	16
at Alabama	*	35	4-12	1-2	2-4	2-3-5	3	0	0	0	1	11
at Ole Miss	*	36	3-8	1-1	1-2	0-4-4	0	1	4	0	1	8
FLORIDA	*	32	5-16	4-12	2-2	0-4-4	2	1	3	0	3	16
MISSOURI	*	21	0-9	0-2	0-0	0-3-3	1	0	1	0	0	0
TEXAS A&M	*	39	6-17	1-7	0-0	0-4-4	2	1	5	0	2	13
at Florida	*	38	2-11	0-3	1-2	0-2-2	3	2	0	0	2	5
vs. Missouri (SEC)	*	33	4-15	1-3	0-0	1-3-4	1	0	2	0	3	9
vs. South Carolina (SEC)	*	34	8-19	1-4	1-1	0-6-6	2	2	6	0	0	18

MONTGOMERY CAREER STATISTICS

Year	GP-GS	FG-FGA	Pct	3FG-FGA	Pct	FT-FTA	Pct	O-D-T (Reb.)	Avg	PF	FO	Ast	TO	Blk	Stl	Pts	Avg
2013-14	33-32	137-378	.362	50-175	.286	51-73	.699	35-97-132	4.0	59	0	55	79	0	28	375	11.4
2014-15	31-29	155-406	.382	37-128	.289	33-49	.673	40-80-120	3.9	39	0	33	66	3	36	380	12.3
2015-16	31-31	167-457	.365	52-176	.295	52-68	.765	20-100-120	3.9	42	0	51	93	1	59	438	14.1
TOTAL	95-92	459-1241	.370	139-479	.290	136-190	.716	93-277-372	3.9	140	0	139	238	4	123	1193	12.6

SEASON HIGHS

Points		
28	vs. George Mason	12/23/15
Rebounds		
12	at Marquette	12/13/15
Assists		
5	2x; last vs. George Mason	12/23/15
Blocks		
1	vs. Arkansas	1/24/16
Steals		
8	vs. East Carolina	12/5/15
Field Goals		
11	vs. Kentucky	1/3/16
Field Goal Attempts		
28	at Marquette	12/13/15
3-Point Field Goals		
6	vs. George Mason	12/23/15
3-Point FG Attempts		
16	at Marquette	12/13/15
Free Throws		
8	vs. East Carolina	12/5/15
Free Throw Attempts		
10	vs. East Carolina	12/5/15

CAREER HIGHS

Points		
30	vs. Alabama	(3/1/15)
Rebounds		
12	at Marquette	12/13/15
Assists		
7	vs. Grambling State	(11/17/14)
Blocks		
1	4x; last vs. Arkansas	1/24/16
Steals		
8	vs. East Carolina	12/5/15
Field Goals		
11	vs. Kentucky	1/3/16
Field Goal Attempts		
28	at Marquette	12/13/15
3-Point Field Goals		
6	3x; last vs. George Mason	12/23/15
3-Point FG Attempts		
16	at Marquette	12/13/15
Free Throws		
8	vs. East Carolina	12/5/15
Free Throw Attempts		
10	vs. East Carolina	12/5/15



Bria JOHNSON

#2

Sophomore • Guard • 5-8

Baton Rouge, La.

Episcopal HS

- Had one rebound vs. Coppin State (12/19)
- Has appeared in eight games this season
- Appeared in seven games for Auburn as a freshman
- Made collegiate debut vs. Grambling State, scored 2 points (11/17)
- Ranked as the No. 135 player in the nation out of high school by All-Star Girls Report
- No. 60 point guard in the nation according to ESPN
- Averaged 21.8 points and 6.5 rebounds as a senior at Episcopal High School

Opponent	Start	Min.	FG-A	3PT-A	FT-A	O-D-T	PF	Ast.	TO	Blk.	St.	Pts.
UAB						--DID NOT PLAY--						
at SE Louisiana		7	0-2	0-1	0-0	0-0-0	1	0	0	0	0	0
VIRGINIA						--DID NOT PLAY--						
at Savannah State		0+	0-0	0-0	0-0	0-0-0	0	0	1	0	0	0
vs. Boise State						--DID NOT PLAY--						
vs. Minnesota						--DID NOT PLAY--						
EAST CAROLINA		1	0-1	0-1	0-0	0-0-0	0	0	0	0	0	0
at Marquette						--DID NOT PLAY--						
WINTHROP		7	0-2	0-1	0-0	0-0-0	0	1	2	0	0	0
vs. Coppin State		4	0-0	0-0	0-0	0-1-1	1	0	1	0	0	0
at Towson		2	0-0	0-0	0-0	0-0-0	0	0	0	0	0	0
GEORGE MASON		4	0-1	0-0	0-0	0-0-0	0	0	0	0	0	0
at Florida Gulf Coast						--DID NOT PLAY--						
KENTUCKY						--DID NOT PLAY--						
at Mississippi State						--DID NOT PLAY--						
at Tennessee						--DID NOT PLAY--						
ALABAMA						--DID NOT PLAY--						
at Kentucky						--DID NOT PLAY--						
SOUTH CAROLINA						--DID NOT PLAY--						
ARKANSAS						--DID NOT PLAY--						
at Georgia		4	0-0	0-0	0-0	0-0-0	0	0	1	0	0	0
at LSU						--DID NOT PLAY--						
VANDERBILT						--DID NOT PLAY--						
at Alabama						--DID NOT PLAY--						
at Ole Miss						--DID NOT PLAY--						
FLORIDA						--DID NOT PLAY--						
MISSOURI						--DID NOT PLAY--						
TEXAS A&M						--DID NOT PLAY--						
at Florida						--DID NOT PLAY--						
vs. Missouri (SEC)						--DID NOT PLAY--						
vs. South Carolina (SEC)						--DID NOT PLAY--						

JOHNSON CAREER STATISTICS

Year	GP-GS	FG-FGA	Pct	3FG-FGA	Pct	FT-FTA	Pct	O-D-T (Reb.)	Avg	PF	FO	Ast	TO	Blk	Stl	Pts	Avg
2014-15	7-0	1-5	.200	0-1	.000	0-0	.000	1-3-4	0.6	1	0	0	2	0	0	2	0.3
2015-16	8-0	0-6	.000	0-3	.000	0-0	.000	0-1-1	0.1	2	0	1	5	0	0	0	0.0
TOTAL	15-0	1-11	.091	0-4	.000	0-0	.000	1-4-5	0.3	3	0	1	7	0	0	2	0.1

SEASON HIGHS

Points		
Rebounds		
1	vs. Coppin State	12/19/15
Assists		
1	vs. Winthrop	12/16/15
Blocks		
Steals		
Field Goals		
Field Goal Attempts		
2	2x; last vs. Winthrop	12/16/15
3-Point Field Goals		
3-Point FG Attempts		
1	3x; last vs. Winthrop	12/16/15
Free Throws		
Free Throw Attempts		

CAREER HIGHS

Points		
2	vs. Grambling State	(11/17/14)
Rebounds		
1	5x; last vs. Coppin State	12/19/15
Assists		
1	vs. Winthrop	12/16/15
Blocks		
Steals		
Field Goals		
1	vs. Grambling State	(11/17/14)
Field Goal Attempts		
2	3x; last vs. Winthrop	12/16/15
3-Point Field Goals		
3-Point FG Attempts		
1	4x; last vs. Winthrop	12/16/15
Free Throws		
Free Throw Attempts		



Jazmine JONES

#15

Sophomore • Forward • 6-2

Winston-Salem, N.C.

West Forsyth HS

- Second double-double with season-high 16 points and 10 rebounds vs. Alabama (1/14); also had career-high 5 steals
- Career-high 6 assists in win over Winthrop (12/16)
- First career double-double (13 points, 10 rebounds) in win over East Carolina (12/5)
- Had 8 rebounds, including 5 offensive rebounds, vs. South Carolina
- Appeared in 28 games, making nine starts as a freshman
- Averaged 3.5 points, 2.4 rebounds per game in 2014-15
- Led Auburn with career-high 21 points and 9 rebounds in win at Vanderbilt (2/26/15); named SEC Freshman of the Week
- Then-season high 12 points on 5-5 shooting in win over Samford (12/14)
- Scored six points in first collegiate game vs. Troy (11/14)
- Ranked as 25th-best wing in nation by ESPN out of high school

Opponent	Start	Min.	FG-A	3PT-A	FT-A	O-D-T	PF	Ast.	TO	Blk.	St.	Pts.
UAB	*	20	2-3	0-0	0-0	3-1-4	4	4	1	0	2	4
at SE Louisiana	*	22	1-5	0-0	0-0	1-3-4	2	1	1	1	1	2
VIRGINIA	*	17	3-3	0-0	1-2	2-2-4	3	0	4	0	2	7
at Savannah State	*	22	2-4	0-1	0-0	2-1-3	1	1	1	0	2	4
vs. Boise State	*	33	2-4	0-0	0-1	1-2-3	2	3	2	1	2	4
vs. Minnesota	*	38	3-7	0-0	1-6	1-2-3	3	0	0	0	3	7
EAST CAROLINA	*	31	6-8	0-0	1-2	4-6-10	3	2	4	0	1	13
at Marquette	*	24	2-4	0-0	0-0	2-3-5	5	3	3	0	0	4
WINTHROP	*	25	1-5	0-0	0-0	2-2-4	2	6	2	1	3	2
vs. Coppin State	*	31	4-5	0-0	5-7	0-2-2	3	2	2	1	1	13
at Towson	*	24	5-9	0-0	0-3	3-3-6	3	1	2	0	2	10
GEORGE MASON	*	30	3-5	0-0	0-1	1-1-2	1	2	2	0	4	6
at Florida Gulf Coast	*	23	2-4	0-0	1-2	0-2-2	1	2	4	0	1	5
KENTUCKY	*	14	1-2	0-0	0-0	0-0-0	3	0	3	0	1	2
at Mississippi State	*	28	4-6	0-0	0-0	4-2-6	5	2	3	0	0	8
at Tennessee	*	20	0-6	0-0	0-0	2-1-3	3	0	3	0	0	0
ALABAMA	*	31	7-10	0-0	2-3	2-8-10	1	3	2	0	5	16
at Kentucky	*	21	1-3	0-0	0-0	1-1-2	5	1	1	0	3	2
SOUTH CAROLINA	*	30	3-6	0-0	0-0	5-3-8	2	1	0	0	0	6
ARKANSAS	*	27	3-7	0-0	0-0	4-2-6	3	0	1	1	2	6
at Georgia	*	18	1-4	0-0	0-0	1-0-1	1	1	0	2	2	2
at LSU	*	26	2-4	0-0	2-4	2-1-3	4	2	2	1	0	6
VANDERBILT	*	28	1-1	0-0	1-8	1-2-3	3	1	1	0	4	3
at Alabama	*	32	2-3	0-0	0-2	1-3-4	2	1	1	0	1	4
at Ole Miss	*	24	2-6	0-0	0-2	0-2-2	4	0	0	0	1	4
FLORIDA	*	31	4-7	0-0	0-0	6-0-6	2	1	1	0	1	8
MISSOURI	*	22	1-5	0-0	1-4	0-2-2	3	0	3	0	0	3
TEXAS A&M	*	24	4-6	0-0	1-3	3-3-6	2	0	2	1	0	9
at Florida	*	24	0-3	0-0	0-0	0-1-1	4	2	5	0	0	0
vs. Missouri (SEC)	*	29	5-6	0-0	0-3	1-0-1	2	0	1	0	3	10
vs. South Carolina (SEC)	*	17	1-1	0-0	0-0	0-1-1	4	0	1	0	0	2

JAZMINE JONES CAREER STATISTICS

Year	GP-GS	FG-FGA	Pct	3FG-FGA	Pct	FT-FTA	Pct	O-D-T (Reb.)	Avg	PF	FO	Ast	TO	Blk	Stl	Pts	Avg
2014-15	28-9	39-84	.464	0-3	.000	21-43	.488	29-38-67	2.4	55	1	13	35	4	23	99	3.5
2015-16	31-31	78-152	.513	0-1	.000	16-53	.302	55-62-117	3.8	84	3	42	58	9	47	172	5.5
TOTAL	59-40	117-236	.496	0-4	.00	37-96	.385	84-100-184	3.1	139	4	55	93	13	70	271	4.6

SEASON HIGHS

Points		
16	vs. Alabama	1/14/16
Rebounds		
10	2x; last vs. Alabama	1/14/16
Assists		
6	vs. Winthrop	12/16/15
Blocks		
2	at Georgia	1/28/16
Steals		
5	vs. Alabama	1/14/16
Field Goals		
7	vs. Alabama	1/14/16
Field Goal Attempts		
10	vs. Alabama	1/14/16
3-Point Field Goals		
3-Point FG Attempts		
1	at Savannah State	11/22/15
Free Throws		
5	vs. Coppin State	12/19/15
Free Throw Attempts		
8	vs. Vanderbilt	2/4/16

CAREER HIGHS

Points		
21	at Vanderbilt	(2/26/15)
Rebounds		
10	2x; last vs. Alabama	1/14/16
Assists		
6	vs. Winthrop	12/16/15
Blocks		
2	at Georgia	1/28/16
Steals		
5	vs. Alabama	1/14/16
Field Goals		
10	at Vanderbilt	(2/26/15)
Field Goal Attempts		
11	at Vanderbilt	(2/26/15)
3-Point Field Goals		
3-Point FG Attempts		
1	4x; last at Savannah State	11/22/15
Free Throws		
6	vs. Marquette	(12/2/14)
Free Throw Attempts		
9	vs. Marquette	(12/2/14)



Jessica JONES

#23

Sophomore • Forward • 6-2

Winston-Salem, N.C.

West Forsyth HS

- Season-high seven points at Florida (2/28)
- Scored six points on 3-of-3 shooting and had 2 blocks in win over Winthrop (12/16)
- Season-high six rebounds at Marquette (12/13)
- Played season-high 21 minutes vs. East Carolina (12/5) with 4 points, 6 rebounds, 2 assists, 2 blocks, 2 steals
- Season-high five points in OT win over Minnesota in Puerto Rico (11/28)
- Played in all 31 games as a freshman, starting twice
- First career start at Arkansas; made second at Texas A&M (1/29 & 2/1)
- Matched career-high with 11 points vs. SE Louisiana (12/4)
- Led Auburn with career-high 8 rebounds vs. Marquette (12/2)

Opponent	Start	Min.	FG-A	3PT-A	FT-A	O-D-T	PF	Ast.	TO	Blk.	St.	Pts.
UAB		4	0-1	0-0	0-0	0-0-0	1	0	0	0	0	0
at SE Louisiana		6	0-1	0-0	2-4	0-1-1	1	0	1	0	0	2
VIRGINIA		8	0-1	0-0	0-0	0-1-1	0	0	1	1	1	0
at Savannah State		2	0-1	0-0	0-0	1-0-1	0	0	0	0	1	0
vs. Boise State		6	0-0	0-0	2-2	2-0-2	0	0	0	1	2	2
vs. Minnesota		9	2-2	0-0	1-2	0-2-2	0	0	0	0	0	5
EAST CAROLINA		21	2-2	0-0	0-0	3-3-6	0	2	2	2	2	4
at Marquette		9	0-1	0-0	0-0	3-3-6	2	1	1	0	0	0
WINTHROP		13	3-3	0-0	0-0	2-2-4	0	0	2	2	1	6
vs. Coppin State		17	2-3	0-0	2-2	4-0-4	3	0	2	0	0	6
at Towson		9	0-1	0-0	0-0	0-0-0	1	1	1	0	0	0
GEORGE MASON		10	1-1	0-0	0-0	0-0-0	1	1	0	0	0	2
at Florida Gulf Coast		11	0-0	0-0	0-0	0-0-0	1	0	1	0	0	0
KENTUCKY		5	0-0	0-0	1-2	1-1-2	2	0	0	0	0	1
at Mississippi State		4	0-1	0-0	0-0	0-0-0	2	0	0	0	0	0
at Tennessee		7	0-0	0-0	0-0	1-0-1	0	0	0	0	0	0
ALABAMA		10	0-2	0-0	0-0	1-0-1	0	1	2	0	0	0
at Kentucky		14	1-1	0-0	0-0	2-2-4	0	0	0	1	0	2
SOUTH CAROLINA		18	0-2	0-0	2-2	2-1-3	2	1	0	0	0	2
ARKANSAS		10	0-1	0-0	0-0	0-1-1	0	0	0	1	0	0
at Georgia		10	2-3	0-0	0-0	0-1-1	3	0	0	0	1	4
at LSU		11	0-1	0-0	1-2	0-2-2	3	0	1	0	0	1
VANDERBILT		17	1-2	0-0	0-0	0-0-0	0	1	1	1	0	2
at Alabama		11	0-3	0-0	0-0	1-2-3	0	1	0	1	1	0
at Ole Miss		10	0-0	0-0	0-2	1-1-2	0	0	0	1	0	0
FLORIDA		8	1-1	0-0	0-0	0-0-0	0	1	0	1	0	2
MISSOURI		14	2-2	0-0	1-1	3-0-3	1	0	1	0	1	5
TEXAS A&M		13	1-1	0-0	1-2	2-1-3	0	0	0	0	0	3
at Florida		12	3-4	0-0	1-2	2-1-3	3	1	1	0	0	7
vs. Missouri (SEC)		15	0-1	0-0	0-0	1-0-1	4	0	1	0	1	0
vs. South Carolina (SEC)		16	0-2	0-0	0-0	1-3-4	3	0	0	2	0	0

JESSICA JONES CAREER STATISTICS

Year	GP-GS	FG-FGA	Pct	3FG-FGA	Pct	FT-FTA	Pct	O-D-T (Reb.)	Avg	PF	FO	Ast	TO	Blk	Stl	Pts	Avg
2014-15	31-2	32-70	.457	0-1	.000	18-31	.581	32-46-78	2.5	51	0	7	17	14	12	82	2.6
2015-16	31-0	21-44	.477	0-0	.000	14-25	.560	33-28-61	2.0	33	0	11	18	14	11	56	1.8
TOTAL	62-2	53-114	.465	0-1	.000	32-56	.571	65-74-139	2.2	84	0	18	35	28	23	138	2.2

SEASON HIGHS

Points		
7	at Florida	2/28/16
Rebounds		
6	2x; last at Marquette	12/13/15
Assists		
2	vs. East Carolina	12/5/15
Blocks		
2	3x; last vs. South Carolina	3/4/16
Steals		
2	vs. East Carolina	12/5/15
Field Goals		
3	2x; last at Florida	2/28/16
Field Goal Attempts		
4	at Florida	2/28/16
3-Point Field Goals		
3-Point FG Attempts		
Free Throws		
2	4x; last vs. South Carolina	1/21/16
Free Throw Attempts		
4	at SE Louisiana	11/16/15

CAREER HIGHS

Points		
11	twice, last vs. SE Louisiana	(12/4/14)
Rebounds		
8	vs. Marquette	(12/2/14)
Assists		
2	3x; last vs. East Carolina	12/5/15
Blocks		
2	4x; last vs. South Carolina	3/4/16
Steals		
2	vs. East Carolina	12/5/15
Field Goals		
5	twice, last vs. SE Louisiana	(12/4/14)
Field Goal Attempts		
7	vs. Grambling State	(11/17/14)
3-Point Field Goals		
3-Point FG Attempts		
Free Throws		
3	twice, last at Arkansas	(1/29/15)
Free Throw Attempts		
4	4x, last at SE Louisiana	11/16/15



Janiah
McKAY

#33

Freshman • Guard • 5-6

Gainesville, Fla.

Gainesville HS

- Named SEC Freshman of the Week after 23-point, 7-rebound performance at Towson (12/20); was 5-9 on 3-pointers in 74-52 win
- Equaled an SEC-best with 12 points on 4-of-6 shooting at Ole Miss (2/11); matched that with team-high 12 points vs. Missouri (2/21)
- Scored 10 straight points in 1st quarter to give Auburn early lead over South Carolina (1/21)
- First career start vs. Winthrop (12/16); finished with 8 points, 3 assists; started next seven games
- Had five rebounds in win over Minnesota in Puerto Rico (11/28)
- Led Tigers with 16 points vs. Virginia (11/19)
- Sensational career debut with 20 points, 7 assists off the bench vs. UAB (11/13)
- Had two clutch plays in fourth quarter at SE Louisiana (11/16) to seal win for Auburn
- Ranked as No. 31 point guard nationally by ESPN
- Averaged 24.2 points, 6.8 rebounds, 3.1 assists per game for Gainesville HS as a senior

Opponent	Start	Min.	FG-A	3PT-A	FT-A	O-D-T	PF	Ast.	TO	Blk.	St.	Pts.
UAB		29	7-11	1-4	5-7	0-1-1	2	7	1	1	0	20
at SE Louisiana		23	5-6	0-1	4-6	0-1-1	3	1	2	0	0	14
VIRGINIA		29	7-18	0-3	2-5	1-3-4	1	0	5	0	0	16
at Savannah State		24	1-4	1-3	2-2	0-1-1	3	2	5	0	2	5
vs. Boise State		21	3-8	1-5	0-0	1-1-2	0	3	3	0	1	7
vs. Minnesota		20	2-8	1-2	0-0	2-3-5	1	1	0	1	1	5
EAST CAROLINA		22	3-8	1-3	4-8	1-1-2	4	1	9	0	0	11
at Marquette		35	2-6	1-4	3-5	1-0-1	4	5	4	0	3	8
WINTHROP	*	29	2-6	1-3	3-4	1-1-2	3	3	8	0	1	8
vs. Coppin State	*	32	1-5	1-4	1-2	0-0-0	3	6	6	0	1	4
at Towson	*	34	8-15	5-9	2-2	2-5-7	1	3	3	1	1	23
GEORGE MASON	*	24	4-9	1-3	5-6	0-0-0	3	2	2	0	2	14
at Florida Gulf Coast	*	32	3-8	0-4	3-4	0-1-1	2	1	3	0	0	9
KENTUCKY	*	34	0-13	0-5	0-2	3-1-4	2	3	3	0	1	0
at Mississippi State	*	26	1-9	0-0	1-2	0-2-2	3	0	3	0	1	3
at Tennessee		27	3-12	1-6	3-4	0-1-1	1	1	2	0	1	10
ALABAMA		18	1-4	0-1	0-0	0-1-1	2	3	2	0	1	2
at Kentucky		30	3-10	2-6	0-0	0-2-2	1	0	5	0	0	8
SOUTH CAROLINA		21	4-12	2-5	0-0	0-1-1	1	2	3	0	2	10
ARKANSAS		29	3-6	1-4	5-6	1-3-4	2	2	6	0	5	12
at Georgia		24	1-6	0-1	2-2	0-0-0	2	0	5	0	2	4
at LSU	*	28	1-4	0-2	2-2	0-1-1	4	1	7	0	2	4
VANDERBILT	*	31	4-7	1-1	0-0	2-0-2	2	2	3	0	4	9
at Alabama	*	22	1-3	0-1	1-2	0-3-3	4	0	2	0	3	3
at Ole Miss	*	24	4-6	1-1	3-4	0-4-4	2	1	3	0	0	12
FLORIDA	*	28	2-9	0-2	2-3	2-0-2	2	4	0	0	1	6
MISSOURI	*	31	3-10	0-3	6-6	0-1-1	1	4	2	0	0	12
TEXAS A&M	*	30	3-11	0-3	0-0	0-0-0	4	4	4	0	2	6
at Florida	*	24	2-6	1-2	4-8	0-2-2	5	3	5	0	2	9
vs. Missouri (SEC)	*	25	3-10	0-0	2-3	0-2-2	1	4	3	0	0	8
vs. South Carolina (SEC)	*	27	4-9	2-3	0-0	0-3-3	2	1	2	0	0	10

McKAY CAREER STATISTICS

Year	GP-GS	FG-FGA	Pct	3FG-FGA	Pct	FT-FTA	Pct	O-D-T (Reb.)	Avg	PF	FO	Ast	TO	Blk	Stl	Pts	Avg
2015-16	31-17	91-259	.351	25-94	.266	65-95	.684	17-45-62	2.0	71	1	70	111	3	39	272	8.8
TOTAL	31-17	91-259	.351	25-94	.266	65-95	.684	17-45-62	2.0	71	1	70	111	3	39	272	8.8

CAREER HIGHS

Points		
23	at Towson	12/20/15
Rebounds		
7	at Towson	12/20/15
Assists		
7	vs. UAB	11/13/15
Blocks		
1	3x; last at Towson	12/20/15
Steals		
5	vs. Arkansas	1/24/16
Field Goals		
8	at Towson	12/20/15
Field Goal Attempts		
18	vs. Virginia	11/19/15
3-Point Field Goals		
5	at Towson	12/20/15
3-Point FG Attempts		
9	at Towson	12/20/15
Free Throws		
6	vs. Missouri	2/21/16
Free Throw Attempts		
8	vs. East Carolina	12/5/15



Erica SANDERS

#3

Freshman • Guard • 5-10

San Antonio, Texas

Johnson HS

- Matched season-high with 8 points in win over No. 16 Florida (2/14)
- Tied season-highs in points (8) and rebounds (6) vs. Missouri (2/21)
- Season-high 8 points and 6 assists at Towson (12/20)
- Scored first collegiate points at Southeastern Louisiana (11/16)
- 2 rebounds, 2 assists in 16 minutes in collegiate debut vs. UAB (11/13)
- Ranked nation's No. 68 player by Blue Star Basketball
- Named San Antonio Defensive Player of the Year as a senior
- Averaged 13.4 points, 6.3 rebounds, 3.7 assists, 2.2 steals per game as a high school senior

Opponent	Start	Min.	FG-A	3PT-A	FT-A	O-D-T	PF	Ast.	TO	Blk.	St.	Pts.
UAB		16	0-3	0-0	0-0	2-0-2	2	2	1	0	0	0
at SE Louisiana		15	1-1	0-0	2-2	3-0-3	2	1	0	0	0	4
VIRGINIA		17	0-1	0-1	0-0	0-0-0	2	0	2	0	0	0
at Savannah State		23	2-5	0-1	1-2	2-2-4	1	2	2	0	2	5
vs. Boise State		15	1-3	0-1	0-0	1-0-1	2	2	0	0	0	2
vs. Minnesota		10	1-1	0-0	1-1	1-2-3	3	2	1	0	0	3
EAST CAROLINA		15	0-0	0-0	0-2	0-2-2	2	0	2	0	3	0
at Marquette		22	0-4	0-0	0-0	2-3-5	1	1	1	0	2	0
WINTHROP		9	1-2	0-0	0-0	0-0-0	2	0	0	0	0	2
vs. Coppin State		9	1-1	0-0	0-0	0-3-3	4	0	0	0	0	2
at Towson		22	4-6	0-0	0-0	3-3-6	4	2	1	0	0	8
GEORGE MASON		15	0-2	0-1	0-0	2-1-3	3	1	1	0	0	0
at Florida Gulf Coast		18	3-3	0-0	0-0	1-1-2	4	1	2	0	0	6
KENTUCKY		27	1-3	0-0	0-0	1-1-2	4	2	1	0	4	2
at Mississippi State		12	1-2	0-0	1-1	0-1-1	5	1	4	0	0	3
at Tennessee		24	3-8	0-1	0-0	3-1-4	2	1	1	0	2	6
ALABAMA		14	1-4	0-0	0-0	2-1-3	2	1	1	0	2	2
at Kentucky		19	1-3	0-1	0-0	1-1-2	3	0	0	0	0	2
SOUTH CAROLINA		15	0-1	0-0	2-2	1-1-2	4	1	0	0	2	2
ARKANSAS		23	2-4	0-0	0-0	0-2-2	2	0	0	0	2	4
at Georgia		22	1-4	0-1	0-0	1-4-5	5	1	2	0	2	2
at LSU		16	1-4	0-0	0-0	0-3-3	3	2	0	0	2	2
VANDERBILT		17	0-2	0-0	0-0	0-1-1	1	1	0	0	0	0
at Alabama		11	1-1	0-0	1-2	0-1-1	4	0	1	0	1	3
at Ole Miss		19	1-2	0-0	3-4	1-2-3	4	4	1	0	0	5
FLORIDA		16	4-7	0-0	0-0	1-2-3	1	0	0	0	1	8
MISSOURI		28	4-11	0-0	0-0	1-5-6	4	0	1	0	1	8
TEXAS A&M		17	1-5	0-0	0-0	1-1-2	2	0	0	0	0	2
at Florida		6	0-2	0-0	0-0	2-0-2	0	0	1	0	0	0
vs. Missouri (SEC)		14	0-0	0-0	0-0	0-1-1	1	0	1	0	1	0
vs. South Carolina (SEC)		25	1-3	0-0	0-0	2-0-2	3	1	2	0	2	2

SANDERS CAREER STATISTICS

Year	GP-GS	FG-FGA	Pct	3FG-FGA	Pct	FT-FTA	Pct	O-D-T (Reb.)	Avg	PF	FO	Ast	TO	Blk	Stl	Pts	Avg
2015-16	31-0	37-98	.378	0-7	.000	11-16	.688	34-45-79	2.5	82	2	29	29	0	29	85	2.7
TOTAL	31-0	37-98	.378	0-7	.000	11-16	.688	34-45-79	2.5	82	2	29	29	0	29	85	2.7

CAREER HIGHS

Points		
8	3x; last vs. Missouri	2/21/16
Rebounds		
6	2x; last vs. Missouri	2/21/16
Assists		
4	at Ole Miss	2/11/16
Blocks		
Steals		
4	vs. Kentucky	1/3/16
Field Goals		
4	3x; last vs. Missouri	2/21/16
Field Goal Attempts		
11	vs. Missouri	2/2/16
3-Point Field Goals		

3-Point FG Attempts		
1	4x; last vs. George Mason	12/23/15
Free Throws		
3	at Ole Miss	2/11/16
Free Throw Attempts		
4	at Ole Miss	2/11/16

19 NCAA Tournaments • 3 Final Fours • 5 SEC Titles • 4 SEC Tournament Titles

Game 3: Nov. 19, 2015
Virginia 69, Auburn 52
Auburn Arena
Auburn, Ala.

Official Basketball Box Score -- Game Totals -- Final Statistics
Virginia vs Auburn
11/19/15 6:00 pm at Auburn Arena -- Auburn, Ala.

Virginia 69 • 3-0

#	Player	Total	3-Pr	Reb	Def	TP	A	T	Bk	St	Min
		FG	FGA	FT	FTA	OR	DR				
21	Sharon Moses	3-7	0-0	1-1	0-0	2	4	5	0	1	1
41	Sykdney Umeri	0	0-0	0	0	2	4	6	0	1	1
42	Mikayla Venson	5-14	2-7	2-3	0	1	1	1	1	0	2
22	Breanna Mason	3-7	0-1	0	1	1	1	6	2	1	0
20	Quinn Delapiah	5-13	2-5	5-5	1	1	1	1	1	1	1
12	J'Koya Brown	0-2	0-1	4-4	1	2	3	0	4	2	0
23	Alyyah Hulan El	1-15	1-8	7-8	2	3	5	4	2	4	1
35	Mone Jones	6-4	0-0	0	3	0	3	3	2	0	1
	Team										
	Totals	22-63	5-23	20-24	14	25	39	69	13	24	13
	FG % 1st half:	13.29	44.8%	2nd half:	9.34	26.5%	Game:	22.63	34.9%		Dual
	3FG % 1st half:	4.1	36.4%	2nd half:	1.12	8.3%	Game:	5.23	21.7%		2.1
	FT % 1st half:	11.15	73.3%	2nd half:	9.9	100.0	Game:	20.24	83.3%		

Auburn 52 • 2 • 1											
#	Player	Total	3-Pr	Reb	Def	TP	A	T	Bk	St	Min
		FG	FGA	FT	FTA	OR	DR				
21	Sharon Moses	3-7	0-0	1-1	0-0	2	4	5	0	1	1
41	Sykdney Umeri	0	0-0	0	0	2	4	6	0	1	1
42	Mikayla Venson	5-14	2-7	2-3	0	1	1	1	1	0	2
22	Breanna Mason	3-7	0-1	0	1	1	1	6	2	1	0
20	Quinn Delapiah	5-13	2-5	5-5	1	1	1	1	1	1	1
12	J'Koya Brown	0-2	0-1	4-4	1	2	3	0	4	2	0
23	Alyyah Hulan El	1-15	1-8	7-8	2	3	5	4	2	4	1
35	Mone Jones	6-4	0-0	0	3	0	3	3	2	0	1
	Team										
	Totals	22-63	5-23	20-24	14	25	39	69	13	24	13
	FG % 1st half:	13.29	44.8%	2nd half:	9.34	26.5%	Game:	22.63	34.9%		Dual
	3FG % 1st half:	4.1	36.4%	2nd half:	1.12	8.3%	Game:	5.23	21.7%		2.1
	FT % 1st half:	11.15	73.3%	2nd half:	9.9	100.0	Game:	20.24	83.3%		

Auburn 52 • 2-1

[illegible]

Score by periods	1st	2nd	3rd	4th	Total	Points	In	Off	2nd	Fast	
Virginia	13	28	15	13	69	Paint	T/O	Chance	Break	Bunch	
Auburn	10	12	16	14	52	VA	38	24	12	10	26
						AU	38	16	16	10	20

Last FG - VA 4th-06:17, AU 4th-06:54
 Largest lead - VA by 23 4th-07:33, AU by 4 1st-06:45
 Score tied - 2 times.
 Lead changed - 1 time.

AUBURN--Freshman Janiah McKay scored a team-best 16 points, but a big second quarter helped lead Virginia to a 69-52 win over Auburn in women's basketball action Thursday night at Auburn Arena.

The Tigers (2-1) committed a season-high 20 turnovers, leading to 24 Virginia points. The offensive difference for Virginia (3-0), meanwhile, came at the free-throw line where the Cavaliers were 20-of-24 (83.3%) while Auburn was just 8-of-15 (53.3%).

McKay's 16 points gave her three straight games in double-figures to open her Auburn career. She is averaging 16.7 points through three games. Katie Frerking and Brandy Montgomery had eight points apiece, and Jazmine Jones was a perfect 3-for-3 from the floor, scoring seven points.

Tra'Cee Tanner, on the bench with foul trouble through most of the first half, finished with six points and a game-high nine rebounds. Tanner and Frerking also had two blocks apiece, and Tanner and Jones had a pair of steals.

The teams were nearly even from the floor - Auburn at 34.4 percent, Virginia at 34.9 - and Auburn controlled the boards, out-rebounding the Cavaliers 43-39. Virginia, however, had 13 assists and 13 turnovers while Auburn's ratio was five assists to 20 turnovers - 14 of those turnovers in the first half.

A tight first quarter saw Virginia take the lead at the buzzer on a running 3-pointer by Faith Randolph to give UVA a 13-10 lead. From there, it was all Virginia as they outscored Auburn 28-12 in the second quarter to take a 41-22 halftime lead.

Auburn came out hot in the third quarter, opening the period on an 8-0 run to cut the deficit to 11 points at 41-30. The Tigers would pull as close as nine points at 47-38 on a Jonika Garvin jumper with 1:18 to play in the third. But Virginia would score nine points over the final 1:06 of the quarter to take a 56-38 lead into the final 10 minutes. Auburn outscored the Cavaliers in the second half and held them to 26.5 percent shooting, but the deficit was too much to overcome.

Game 4: Nov. 22, 2015
Auburn 62, Savannah State 40
Tiger Arena
Savannah, Ga.

Official Basketball Box Score -- Game Totals -- Final Statistics
Auburn vs Savannah State
11/22/15 4 p.m. at Savannah, Ga. (Tiger Arena)

Auburn 62 • 3-1															
#	Player	Total	3-Pr	Rebounds	PF	TP	A	To	BK	Stl	Min				
		FG-FGA	FG-FGA	FT-FTA	Off	Def	Total								
15	Jasmine Jones	f	2-4	0-1	0-0	2	1	3	1	4	1	1	0	2	22
44	Tra'Cee Tanner	f	5-7	0-0	2-2	4	4	8	2	12	2	2	2	1	28
10	Brandy Montgomery	g	6-16	2-6	2-2	1	4	5	1	16	2	2	0	2	31
13	Katie Frerking	g	2-8	1-6	0-0	0	1	1	3	5	1	1	0	1	22
40	Khady Dieng	g	1-2	0-1	0-0	1	4	5	3	2	4	5	1	1	20
02	Bria Johnson		0-0	0-0	0-0	0	0	0	0	0	0	1	0	0	0+
03	Erica Sanders		2-5	0-1	1-2	2	2	4	1	5	2	2	0	2	23
12	Jonika Garvin		5-9	2-4	0-0	0	2	2	1	12	1	2	2	1	20
23	Jessica Jones		0-1	0-0	0	1	0	0	0	0	0	0	0	1	2
33	Janiah McKay		1-4	1-3	2-2	0	1	1	3	5	2	5	0	2	24
35	Cabriana Capers		0-0	0-0	1-2	1	0	1	1	1	1	0	0	0	9
Team							3	4	7			1			
Totals		24-56	6-22	8-10	15	23	38	16	62	16	22	5	13	201	
FG % 1st Half: 14.31 45.2% 2nd half: 10.25 40.0% Game: 24.56 42.9%													Deadball		
3FG % 1st Half: 3-8 37.5% 2nd half: 3-14 21.4% Game: 6-22 27.3%													Rebounds		
FT % 1st Half: 5-6 83.3% 2nd half: 3-4 75.0% Game: 8-10 80.0%													2		

Savannah State 40 • 1-1															
#	Player	Total	3-Pr	Rebounds	PF	TP	A	To	BK	Stl	Min				
		FG-FGA	FG-FGA	FT-FTA	Off	Def	Total								
15	BUIE, Shanikwa	f	2-9	0-1	1-2	3	3	6	2	5	0	5	0	1	30
32	EDWARDS, Jeremica	f	0-2	0-0	1-4	1	1	2	5	1	3	5	0	1	20
44	DAVIS, Thyonda	c	3-3	0-0	1-3	0	4	4	7	0	0	1	2	32	
02	HENDRIX, Kenyatta	g	5-13	2-9	3-5	0	4	4	15	1	7	0	1	38	
03	SHAW, Taylor-Ashley	g	0-0	0-0	0-2	0	1	2	0	3	1	0	2	21	
01	TREADWELL, Caprisha		0-0	0-0	0-0	0	0	0	0	0	0	0	0	4	
14	FIELDS, Lauryn		1-4	1-3	0-0	0	0	0	3	2	3	0	0	22	
11	WARREN, Rhianna		0-1	0-0	0-0	0	0	0	0	0	0	0	0	3	
14	RICHARDSON, Tanease		0-0	0-0	0-2	0	1	1	0	0	0	1	0	5	
24	BROWN, Deaja		3-9	2-8	0-0	0	0	0	2	8	0	2	0	23	
35	BUSH, Destini		0-0	0-0	0-0	0	0	0	0	0	0	0	0	3	
35	COLBERT, Charlinda		0-0	0-0	1-2	0	0	0	0	1	0	0	0	0+	
Team							2	4				1			
Totals		14-41	5-21	7-20	6	18	24	15	40	9	25	1	9	201	
FG % 1st Half: 7.19 36.8% 2nd half: 7.22 31.8% Game: 14.41 34.1%													Deadball		
3FG % 1st Half: 3-9 33.3% 2nd half: 2-12 16.7% Game: 5-21 23.8%													Rebounds		
FT % 1st Half: 2-7 28.6% 2nd half: 5-13 38.5% Game: 7-20 35.0%													10		

Officials: Timothy Bryant, Alicia Walker, Mike Johnson
Technical fouls: Auburn-None. Savannah State-None.
Attendance: 1505

Score by periods	1st	2nd	3rd	4th	Total
Auburn	19	17	10	16	62
Savannah State	12	7	11	10	40

Last FG - AU 4th-02:11, SSU 4th-05:32

Score tied - 2 times.

SAVANNAH, Ga. --Brandy Montgomery scored 16 points, and Auburn forced Savannah State into 25 turnovers en route to a 62-40 women's basketball victory Sunday afternoon on the road.

Auburn (3-1) shot 42.9 percent from the floor and dominated the boards, out-rebounding Savannah State (1-1) 38-24. Turnovers were the name of the game, however, as the teams combined to turn the ball over 47 times on the day.

Montgomery's 16-point night gives her three games in double-digits so far this season. She also pulled down four rebounds and had two assists and two steals.

Senior Tra'Cee Tanner and freshman Jonika Garvin scored 12 points apiece. Tanner also pulled down a game-high eight rebounds to go along with two assists, two blocks and a steal. Garvin's scoring marked a career-high, and she shared the team lead with Tanner with two blocks.

Auburn never trailed in the game, although a cold spell early in the third quarter allowed Savannah State to pull back within as few as 12 points. But SSU would get no closer, and a flurry in the fourth quarter - Garvin scored seven of Auburn's final 11 points over the last six minutes - helped Auburn pull away for the 24-point win.

After the score was tied 12-12 with just under three minutes to play in the first quarter, Auburn finished the opening period on a 7-0 run, punctuated by a 3-pointer from McKay with five seconds left, to take a 19-12 lead after one. Auburn then held Savannah State to just seven points in the second quarter to take a 36-19 halftime lead.

Game 5: Nov. 27, 2015
Auburn 55, Boise State 53
Mario Morales Coliseum
Guaynabo, Puerto Rico

Official Basketball Box Score -- Game Totals -- Final Statistics
BOISE ST vs Auburn
11/27/15 8:00 PM at MARIO MORALES COLISEUM

BOISE ST 53 • 2-2														
#	Player	Total	3-Pr	Rebounds	PF	TP	A	To	BK	Stl	Min			
		FG-FGA	FG-FGA	FT-FTA	Off	Def	Total							
02	SHALEN SHAW	* 3-9	0-3	0-0	3	5	8	1	6	0	1	2	27	
10	YAZA RODRIGUEZ	* 0-5	0-2	0-0	0	3	3	4	0	7	1	2	34	
20	MARTA HERMIDEZ	* 1-5	0-1	0-0	3	2	5	2	2	3	8	1	3	21
32	MIQUELE ASKEW	* 5-6	0-0	0-0	2	3	5	1	6	1	4	0	0	27
44	BROOKE PAHUOKA	* 7-10	5-7	2-4	1	3	4	21	0	2	0	3	29	
15	LEXIE DER		0-1	0-0	1	0	1	0	0	0	0	0	1	
11	MARJKE VANDERSCHA		1-1	0-0	1	0	1	0	2	0	2	1	0	13
33	JOYCE HARBELL		1-4	0-0	2-2	1	1	2	0	4	0	1	0	16
40	BRITTNEY PAHUOKA		1-1	1-1	0-0	1	1	2	0	3	1	1	0	5
42	ELLA FOTU		3-6	0-2	3-3	0	3	3	1	9	0	1	0	27
Team					1	2	3							
Totals		20-48	6-16	7-9	14	25	37	13	53	9	27	5	10	200
FG % 1st Half: 11-24 45.8% 2nd half: 9-24 37.5% Game: 20-48 41.7%													Deadball	
3FG % 1st Half: 2-6 33.3% 2nd half: 4-10 40.0% Game: 6-16 37.5%													Rebounds	
FT % 1st Half: 3-4 75.0% 2nd half: 4-5 80.0% Game: 7-9 77.8%													0	

Auburn 55 • 4-1																
#	Player	Total	3-Pr			Rebounds			PF	TP	A	To	BK	Stl	Min	
		FG-FGA	FG-FGA	FT-FTA	Off	Def	Total									
10	Brandy Montgomery	* 5-16	0-2	0-0	1	0	1	2	10	3	4	0	3	25		
13	Katie Frerking	* 4-13	0-5	3-4	4	4	8	0	11	0	3	0	3	36		
15	Jasmine Jones	* 2-4	0-0	0-1	1	2	3	2	4	3	2	1	2	33		
40	Khady Dieng	* 1-1	0-0	0-0	0	0	0	4	2	2	2	0	1	22		
44	Tra'Cee Tanner	* 8-12	0-0	1-2	6	5	11	2	17	0	1	1	0	28		
03	Erica Sanders	1-3	0-1	0-0	1	0	1	2	2	0	0	0	0	15		
12	Jonika Garvin	0-6	0-3	0-0	0	0	0	0	0	1	0	2	10			
23	Jessica Jones	0-0	0-0	2-2	2	0	2	0	2	0	0	1	2	6		
33	Janiah McKay	3-8	1-5	0-0	1	1	2	0	7	3	3	0	1	21		
35	Cabriana Capers	0-0	0-0	0-0	0	0	0	1	0	0	0	0	0	4		
Team							2	6								
Totals		24-63	1-16	6-9	18	16	34	13	55	13	16	3	14	200		
FG % 1st Half: 9.29 31.0% 2nd half: 15.34 44.1% Game: 24.63 38.1%													Deadball			
3FG % 1st Half: 1-11 9.1% 2nd half: 0-5 0.0% Game: 1-16 6.3%													Rebounds			
FT % 1st Half: 4-4 100.0 2nd half: 2-5 40.0% Game: 6-9 66.7%													1			

Officials: Technical fouls: BOISE ST-None. Auburn-None.
Attendance: 116

Score by periods	1st	2nd	3rd	4th	Total
BOISE ST	18	9	12	14	53
Auburn	8	15	15	17	55

Last FG - BOISEST 4th-01:01, AU 4th-01:26

Largest lead - BOISEST by 12 1st-02:22, AU by 6 3rd-04:25

	In	Off	2nd	Fast	Bench
Points	20	18	10	0	18
BOISEST	30	28	19	0	11

Score tied - 2 times.

Lead changed - 5 times.

GUAYNABO, Puerto Rico -- Auburn battled back from a 12-point deficit and used a smothering defense in the second half to hold off Boise State, 55-53, on Friday night at the San Juan Shootout.

Senior Tra'Cee Tanner scored her 1,000th career point for the Tigers (4-1) and picked up her second double-double of the season with 17 points and 11 rebounds to lead Auburn in both categories.

But the Auburn defense was the story of the game as the Tigers forced BSU into 27 turnovers - 16 of them in the second half - leading to 28 points. Auburn also took advantage of second chances, pulling down 18 offensive rebounds and converting those into 19 second-chance points.

A Tanner layup with 1:26 to play gave the Tigers a 54-51 lead, but the Broncos (2-2) answered with a mid-range jumper to cut the lead to one point. Trying to run the clock out, the Tigers missed a pair of shots in the final minute but pulled down two key offensive rebounds, forcing Boise to commit three fouls in five seconds to get the Tigers into the bonus. Katie Frerking hit one of two attempts with :15.3 to play to give Auburn a 55-53 lead.

After Boise called its final timeout to advance the ball to the frontcourt, Auburn once again used a suffocating defense to keep the Broncos from running a play, forcing them to settle for a desperation heave that fell short as time expired.

The Tigers had a season-high 14 steals - Brandy Montgomery and Katie Frerking had three apiece, while Jazmine Jones, Jessica Jones and Jonika Garvin had two each.

Offensively, Tanner's 17 points led the night for Auburn while Frerking had 11 and Montgomery added 10. Frerking also pulled down a season-high eight rebounds.

After a cold first half, the Tigers shot 44.1 percent in the second half and held the Broncos to a 37.5-percent clip in the final 20 minutes. The biggest chunk of Boise's offense came from guard Brooke Pahukoa, who hit five 3-pointers en route to a 21-point night.

Game 6: Nov. 28, 2015
Auburn 81, Minnesota 79 (OT)
Mario Morales Coliseum
Guaynabo, Puerto Rico

Official Basketball Box Score -- Game Totals -- Final Statistics
Auburn vs Minnesota
11/28/15 8:00 PM at MARIO MORALES COLISEUM

Auburn 81 • 5-1												
#	Player	Total	3-Pr	Rebounds	PF	TP	A	To	BK	Stl	Min	
		FG-FGA	FG-FGA	FT-FTA	Off	Def	Total					
10	Brandy Montgomery	*	9-26	3-9	4-4	0	2	2	0	25	5	2

Game 7: Dec. 5, 2015
Auburn 83, East Carolina 69
Auburn Arena
Auburn, Ala.

Official Basketball Box Score -- Game Totals -- Final Statistics
East Carolina vs Auburn
12/05/15 12:00 pm at Auburn Arena -- Auburn, Ala.

East Carolina 69 • 6-3

#	Player	FG		3-Pr		Reb		PF	TP	A	T	Bk	Stl	Min		
		%	FGA	%	FTA	Off	Def									
04	GRAY, DeV Vaughn	f	5-10	2-5	2-2	3	6	1	4	3	14	1	7	1	2	31
24	TAYLOR, T'iana	f	8-15	0-0	4-6	8	6	14	4	20	1	4	0	2	36	
05	LARAMIE, Marina	f	0-2	0-0	1-2	0	4	4	1	1	1	4	0	1	18	
02	TOURE, Khadija	g	2-9	1-6	3-4	0	1	1	4	8	5	6	0	7	31	
23	PAYNE, Jada	g	8-21	3-11	4-4	2	3	5	2	23	1	2	0	1	40	
03	FRAZIER, Alex	1	1-3	0-1	1-2	0	1	1	4	3	1	2	0	0	1	18
13	CSUTORAS, Fanni	0	0-1	0-0	0-0	0	0	0	0	0	0	2	0	0	4	
06	HOLSTON, Gabrielle	0	0-1	0-0	0-0	2	1	3	0	1	6	0	1	0	1	22
Team						1	5	6								
Totals			24-62	6-24	15-20	16	22	38	21	69	11	3	3	15	200	

FG % 1st Half: 10-29 34.5% 2nd half: 14-33 42.4% Game: 24-62 38.7%
3FG % 1st Half: 4-12 33.3% 2nd half: 5-12 41.7% Game: 9-24 37.5%
FT % 1st Half: 5-6 83.3% 2nd half: 10-14 71.4% Game: 15-20 75.0%

Auburn 83 • 6-1

#	Player	F	Total		3-Pr		Rebounds				PF	TP	A	TO	Bk	Stl	Min
			FG	FGA	FT	FTA	Off	Def	Total								
15	Jasmine Jones	f	6-8	0-0	1-2	4	6	10	3	13	2	4	0	1	31		
44	Tra'Cee Tanner	c	3-6	0-0	0-0	1	2	3	3	6	0	2	0	3	17		
7	Lisley Montgomery	g	7-15	1-4	8-10	0	5	5	1	23	1	3	0	8	33		
13	Katie Frerking	g	10-16	4-6	2-3	1	2	3	0	26	2	1	2	6	32		
02	Khady Dieng	g	0-2	0-1	0-0	0	0	0	4	0	4	5	0	1	17		
02	Bria Johnson	0-1	0-1	0-0	0-0	0	0	0	0	0	0	0	0	1	1		
03	Erica Sanders	0-0	0-0	0-2	0	2	2	2	0	0	2	0	3	15			
12	Jonika Garvin	0-1	0-0	0-2	0	1	1	0	0	0	0	0	0	8			
23	Jessica Jones	2-2	0-0	0-0	3-3	6	6	0	4	2	2	2	0	21			
33	Janiah McKay	3-8	1-3	4-8	1	1	2	4	11	1	9	0	0	22			
35	Cabriana Capers	0-0	0-0	0-0	0	0	0	0	0	0	0	0	0	3			
Team							3	2									
Totals			31-59	6-15	15-27	13	24	37	17	83	12	28	4	24	200		

FG % 1st Half: 17-32 53.1% 2nd half: 14-27 51.9% Game: 31-59 52.5%
3FG % 1st Half: 5-10 50.0% 2nd half: 1-5 20.0% Game: 6-15 40.0%
FT % 1st Half: 8-13 61.5% 2nd half: 7-14 50.0% Game: 15-27 55.6%

Officials: Bob Trammell, Mark Zentz, Billy Smith
Technical fouls: East Carolina-None. Auburn-None.
Attendance: 1886

Score by periods					Total
1st	2nd	3rd	4th		
20	9	25	15	69	
East Carolina	20	27	25	11	83

Last FG - ECU 4th-00:35, AU 4th-03:02
Largest lead - ECU by 7 1st-03:45, AU by 23 3rd-04:44.

Points in Off 2nd Fast
ECU 36 24 23 4 3
AU 36 34 13 10 15

Score tied - 2 times.
Lead changed - 2 times.

Game 8: Dec. 13, 2015
Marquette 70, Auburn 69 (OT)
Al McGuire Center
Milwaukee, Wis.

Official Basketball Box Score -- Game Totals -- Final Statistics
Auburn vs Marquette
12/13/15 1:00 pm at Al McGuire Center

Auburn 69 • 6-2

#	Player	F	FG	FGA	FT	FTA	Ort	Def	TP	TP	A	TO	Bk	Stl	Min
15	Jasmine Jones	f	2-4	0-0	0-0	2	3	5	5	4	3	3	0	0	24
44	Tra'Cee Tanner	f	5-9	0-0	3-13	5	7	12	4	13	1	3	1	1	35
10	Brandy Montgomery	g	8-28	4-16	4-8	4	8	12	0	24	3	3	0	2	42
13	Katie Frerking	g	4-12	1-6	3-4	1	5	5	12	2	0	0	0	2	30
40	Khady Dieng	g	0-0	0-0	0-0	0	1	1	0	0	0	1	1	1	6
03	Erica Sanders		0-4	0-0	0-0	2	3	5	1	0	1	1	0	2	22
12	Jonika Garvin		2-10	0-1	0-0	0	4	4	4	0	3	0	1	1	19
23	Jessica Jones		0-1	0-0	0-0	3	3	6	2	0	1	1	0	0	9
33	Janiah McKay		2-6	1-4	3-5	1	0	1	4	8	5	4	0	3	35
35	Cabriana Capers		2-3	0-0	0-0	2	0	2	2	4	0	0	0	0	3
	Team				3	3	3	0	0	0	0	0	0	0	
Totals		25-77	6-27	13-30	23	34	57	27	69	16	19	1	2	22	225

FG % 1st Half: 9-38 23.7% 2nd half: 13-31 41.9% OT: 3-8 37.5% Game: 25-77 32.5%
3FG % 1st Half: 1-10 10.0% 2nd half: 1-3 38.5% OT: 0-4 0.0% Game: 6-27 22.2%
FT % 1st Half: 6-10 60.0% 2nd half: 4-14 28.6% OT: 3-6 50.0% Game: 13-30 43.3% 7-1

Marquette 70 • 4-5

#	Player		Total		3-Pr		Rebounds				PF	TP	A	TO	Bk	Stl	Min
			FG	FGA	FT	FTA	Off	Def									
33	VALENTINE, Shantelle	c	3-6	0-0	0-0	1	7	8	4	6	1	1	2	0	0	36	
01	KING, Danielle	g	3-6	1-2	6-7	1	4	5	4	13	6	5	0	0	0	20	
03	YENZ, McKayla	g	5-15	5-14	1-2	1	5	6	4	16	1	1	0	41			
05	HIEDEMAN, Natasha	g	3-12	2-9	2-4	1	5	6	4	10	2	7	0	3	44		
11	BLOCKTON, Alaziza	g	4-12	1-3	1-8	2	10	12	5	10	5	3	0	2	38		
10	DAHLING, Sandra	0-1	0-1	0-0	0-0	0	0	0	0	0	0	0	0	6			
12	DAVENPORT, Erika	3-5	0-0	2-3	3	2	5	4	8	0	1	0	0	9			
15	WILBORN, Amani	2-5	1-1	2-2	0	1	1	4	7	4	5	0	2	31			
Team						0	2	2									
Totals			23-62	10-30	14-26	9	36	45	19	1	24	3	7	225			

FG % 1st Half: 8-27 29.6% 2nd half: 13-31 41.9% OT: 2-4 50.0% Game: 23-62 37.1%
3FG % 1st Half: 4-15 26.7% 2nd half: 5-13 38.5% OT: 1-2 50.0% Game: 10-30 33.3%
FT % 1st Half: 4-8 50.0% 2nd half: 5-11 45.5% OT: 5-7 71.4% Game: 14-26 53.8% 7-1

Officials: Angela Lewis, Tom Donahue, Geraldine Smith
Technical fouls: Auburn-None. Marquette-None.
Attendance: 1275

Score by periods	1st	2nd	3rd	4th	OT	Total
Auburn	12	13	18	17	9	69
Marquette	12	12	15	21	10	70

Last FG - AU OT-00:10, MU OT-04:13
Largest lead - AU by 9 4th-06:22, MU by 6 OT-02:23.

Points in Off 2nd Fast
MU 28 22 16 7 16

Score tied - 8 times.
Lead changed - 12 times.

MILWAUKEE -- Tra'Cee Tanner and Brandy Montgomery had double-doubles for Auburn, but a late Marquette rally forced overtime and the Tigers fell 70-69 Sunday afternoon at the Al McGuire Center.

The Tigers (6-2) led by as many as nine points midway through the fourth period, but Marquette (4-5) knocked down three 3-pointers in the final 1:20, including a tying basket with eight seconds left. Meanwhile, the Tigers went cold at the free-throw line and were unable to ice the game despite several opportunities late.

Tied 60-all at the end of regulation, Marquette jumped out to a five-point lead in overtime, but a Cabrana Capers layup cut it to a one-possession game at 69-66 with 1:29 to play. After each team went 1-of-2 on free throw opportunities in the final minute, Auburn had the ball down by three with 16 seconds left. However, no one could get open for a 3-point try, and a Capers layup off a missed attempt with less than a second to go made the final margin 70-69.

Montgomery recorded her second career double-double with 24 points and 12 rebounds, scoring 13 points in the fourth quarter to give Auburn its biggest lead. Tanner recorded her third double-double of the season with 13 points and 12 rebounds.

It was the first time for two Auburn players to have a double-double in the same game since Peyton Davis and Tyrese Tanner did so at Alabama A&M in 2013.

As a team, Auburn had a season-high 57 rebounds with 23 of those on the offensive glass, but had their worst shooting day of the season at 32.5 percent from the field. The difference in the game, however, was free-throw shooting: Auburn was 13-of-30 at the line, including 4-of-14 in the second half and 3-of-6 in overtime. Marquette was not much better at 14-of-26, but the Golden Eagles hit 5-of-7 attempts in the extra period. The Tigers' depth took several hits throughout the game, and Auburn was missing three starters by overtime. Starting point guard Khady Dieng suffered a shoulder injury in the first quarter and did not return, Jazmine Jones fouled out with just over two minutes left in regulation, and Katie Frerking picked up her fifth foul early in the overtime period.

Game 9: Dec. 16, 2015
Auburn 76, Winthrop 33
Auburn Arena
Auburn, Ala.

Official Basketball Box Score -- Game Totals -- Final Statistics
Winthrop vs Auburn
12/16/15 11:00 am at Auburn Arena -- Auburn, Ala.

Winthrop 33 • 2-8

#	Player		FG	FGA	FT	FTA	Off	Def	TP	PF	A	O	Bk	Stl	Min
23	ROGERS, Ronata	f	2-8	0-0	1-1	0	0	0	1	5	0	0	0	0	19
23	WILLIAMS, Erica	f	1-10	0-2	0-0	1	6	7	1	2	3	13	1	2	36
14	WHITAKER, Arienne	c	1-3	0-0	0-0	1	3	4	1	2	0	1	2	1	33
01	KILPATRICK, Aliyah	g	3-9	1-2	2-2	2	5	7	1	9	2	7	0	7	39
02	BANKS, Jimecheia	g	1-7	1-5	0-0	0	5	5	1	3	2	7	0	2	30
05	JACKSON, Nuba	3-7	1-1	0-0	1	1	2	2	7	0	3	0	0	2	21
15	JACKSON, Naima	0-2	0-0	0-0	0	0	0	0	0	0	0	1	0	0	9
25	BURFORD, CICI	1-5	1-2	2-2	0	1	1	1	5	1	3	0	0	11	
44	MBAMALU, Ezinne	0-0	0-0	0-0	0	0	0	0	0	0	0	0	0	2	
Team							7	2	9						
Totals			12-51	4-12	5-5	12	23	35	8	33	8	35	3	14	200

FG % 1st Half: 7-24 29.2% 2nd half: 5-27 18.5% Game: 12-51 23.5%
3FG % 1st Half

Game 10: Dec. 19, 2015
Auburn 69, Coppin State 54
SECU Arena
Towson, Md.

Official Basketball Box Score -- Game Totals -- Final Statistics
 Coppin State vs Auburn
 12/19/15 2:00 p.m. at Towson, Md. (SECU Arena)

Coppin State 54 • 2-8												
#	Player	FG-FGA	FG-FGA	FT-FTA	Off Def Tot	PF	TP	A TO Bk	Stl	Min		
01	LANE, Janelle	6-13	0-0	1-2	5 1 6	5	13	2 3 1 3	26			
02	LUCAS, Genesis	3-12	1-5	2-2	0 1 1	1	9	3 4 0 3	39			
10	GRIFITH, Amber	4-10	0-1	4-5	2 5 7	0	12	4 2 0 2	39			
21	SAMUELS, Keena	2-12	0-3	0-0	0 0 0	2	4	0 10 0 0	29			
23	SWAILS, Jordan	3-11	0-4	1-4	3 3 6	4	7	5 1 1 1	31			
03	HENDERSON, Janyaya	1-1	0-0	0-0	0 1 1	0	2	0 0 0 0	8			
11	BEVERLY, Candice	0-1	0-0	0-0	0 0 0	1	0	0 0 0 0	3			
20	NEAL, Vanessa	0-0	0-0	0-0	0 0 0	1	0	0 0 0 0	2			
24	TAYLOR, Alexis	0-0	0-0	0-0	0 0 0	0	0	0 0 0 0	3			
32	TAYONG, Omah	3-5	0-0	1-2	3 5 8	3	7	0 1 1 3	17			
34	ADENUJ, Oluwasun	0-0	0-0	0 1 1	0 1 1	0	0	0 0 0 0	3			
Totals		22-65	1-13	9-15	20 18 38	19	54	14 23 3 12	200			
FG % 1st Half: 12-35 34.3% 2nd half: 10-30 33.3% Game: 22-65 33.8% Deadball Rebounds 6												
3FG % 1st Half: 0-7 0.0% 2nd half: 1-6 16.7% Game: 1-13 7.7% FT % 1st Half: 4-9 44.4% 2nd half: 5-6 83.3% Game: 9-15 60.0%												

Auburn 69 • 8-2												
#	Player	FG-FGA	FG-FGA	FT-FTA	Off Def Tot	PF	TP	A TO Bk	Stl	Min		
15	Jazmine Jones	4-5	0-0	5-7	0 2 2	3	13	2 2 1 1	31			
44	Tra'Cee Tanner	6-11	0-0	4-6	2 3 5	3	16	1 3 2 3	26			
10	Brandy Montgomery	8-13	5-8	3-5	0 3 3	1	24	1 6 0 3	28			
13	Katie Frerking	2-7	0-1	0-0	0 6 6	0	4	8 2 1 1	28			
33	Janiah McKay	1-5	1-4	1-2	0 0 0	3	4	6 6 0 1	32			
02	Bria Johnson	0-0	0-0	0-0	0 1 1	1	0	0 1 0 0	4			
03	Erica Sanders	1-1	0-0	0-0	0 3 3	4	2	0 0 0 0	9			
12	Jonika Garvin	0-2	0-0	0-0	0 1 1	0	0	0 1 0 0	10			
23	Jessica Jones	2-3	0-0	2-2	4 0 4	3	6	0 2 0 0	17			
35	Cabriana Capers	0-2	0-0	0-0	4 4 8	0	0	0 0 0 0	15			
Team		2	0	2	2	0	2					
Totals		24-49	6-13	15-22	12 23 35	19	69	18 26 5 11	200			
FG % 1st Half: 11-24 45.8% 2nd half: 13-25 52.0% Game: 24-49 49.0% Deadball Rebounds 2												
3FG % 1st Half: 2-6 33.3% 2nd half: 4-7 57.1% Game: 6-13 66.2% FT % 1st Half: 7-11 63.6% 2nd half: 8-11 72.7% Game: 15-22 68.2%												

Officials: Angela Lewis, Timothy Greene, Mark Behrens
 Technical Fouls: Coppin State=None Auburn=None
 Attendance: 250

Score by periods	1st	2nd	3rd	4th	Total
Coppin State	12	16	13	13	54
Auburn	15	16	19	19	69

Last FG - CSUW 4th-01:38, AU 4th-00:12
 Largest lead - CSUW by 7 1st-08:38, AU by 18 4th-08:35

TOWSON, Md. -- Brandy Montgomery posted her fifth straight game with 20 or more points to lead Auburn to a 69-54 win over Coppin State Saturday afternoon at Towson's SECU Arena.

The Tigers (8-2) overcame a sloppy start to the game and general all-around miscues throughout to pull away midway through the second half and secure their third neutral-site win of the season.

Auburn broke open a close game early in the third quarter, opening the period on a 15-4 run to turn a three-point lead into a 14-point advantage at 46-32. The Eagles rallied to cut the deficit to just nine points at the end of three quarters at 50-41, but a 9-0 run to start the fourth quarter pushed Auburn's advantage to 18, and the Eagles got no closer than 14 points the rest of the way.

Montgomery finished with 24 points, scoring 18 of them in the second half as Auburn shot 52 percent in the final 20 minutes. She is now averaging 19.7 points per game and continues to lead the SEC in scoring. In Saturday's game, she was 8-of-13 from the field, including 5-of-8 from 3-point range, and added three steals and three rebounds.

Tra'Cee Tanner scored 16 points along with five rebounds and three steals, and Jazmine Jones was 4-of-5 from the field and 5-of-7 at the free-throw line to post a 13-point day. Senior Cabriana Capers was the Tigers' leading rebounder off the bench, matching a career-high with eight boards.

Katie Frerking had just four points but filled the stat sheet with a career-high eight assists along with six rebounds, a block and a steal.

Despite committing 26 turnovers and giving up 20 offensive rebounds, the Tigers shot 49.0 percent from the field and held Coppin State (2-8) to a 33.8-percent day. Auburn was 6-of-13 from 3-point range while holding the Eagles to a 1-of-13 day from outside.

Auburn led 31-28 at halftime, but let the Eagles close the second period on a 6-0 run after the Tigers had led by as many as nine points. The Tigers shot 45.8 percent in the first half but turned the ball over 14 times in the first 20 minutes and gave up nine offensive rebounds.

Game 11: Dec. 20, 2015
Auburn 74, Towson 52
SECU Arena
Towson, Md.

Official Basketball Box Score -- Game Totals -- Final Statistics
 Auburn vs Towson
 12/20/15 2:00 p.m. at Towson, Md. (SECU Arena)

Auburn 74 • 9-2												
#	Player	FG-FGA	FG-FGA	FT-FTA	Off Def Tot	PF	TP	A TO Bk	Stl	Min		
13	Katie Frerking	4-7	3-5	4-4	1 7 8	1	15	1 2 0 4	35			
44	Tra'Cee Tanner	6-9	0-0	2-3	4 5 9	3	14	3 3 0 2	28			
10	Brandy Montgomery	0-11	0-3	0-0	1 5 6	2	0	4 2 0 0	28			
15	Jazmine Jones	5-9	0-0	0-3	3 3 6	3	10	1 2 0 2	24			
33	Janiah McKay	8-15	5-9	2-2	2 5 7	1	23	3 3 1 1	34			
02	Bria Johnson	0-0	0-0	0-0	0 0 0	0	0	0 0 0 0	2			
03	Erica Sanders	4-6	0-0	0-0	3 3 6	4	8	2 1 0 0	22			
12	Jonika Garvin	3-3	0-2	0-0	0 0 0	2	0	0 1 1 0	6			
20	Jessica Jones	0-1	0-0	0-0	0 0 0	1	0	1 1 0 0	9			
35	Cabriana Capers	2-5	0-0	0-0	2 2 4	1	4	2 0 0 0	12			
Team		0	1	1	0	1	1					
Totals		29-66	8-19	8-12	16 31 47	18	74	17 15 2 10	200			
FG % 1st Half: 13-33 39.4% 2nd half: 16-33 48.5% Game: 29-66 43.9% Deadball Rebounds 5												
3FG % 1st Half: 3-9 33.3% 2nd half: 5-10 50.0% Game: 8-19 42.1% FT % 1st Half: 8-12 66.7% 2nd half: 0-0 0.0% Game: 8-12 66.7%												

Towson 52 • 2-7												
#	Player	FG-FGA	FG-FGA	FT-FTA	Off Def Tot	PF	TP	A TO Bk	Stl	Min		
05	Smith, Jordyn	2-5	0-0	2-6	6 4 10	0	6	0 1 1 0	28			
33	Thomas, Daijha	1-3	0-0	0-0	3 3 6	4	2	0 0 0 0	14			
01	Johnson, Dominique	3-15	2-8	0-0	1 3 4	2	8	2 4 1 1	35			
03	Martin, Sianni	1-5	1-3	1-2	0 2 2	0	4	2 2 0 1	13			
11	Banksion, Raven	6-17	0-3	7-10	3 6 9	19	1	5 0 2 3	38			
00	Hughey, Breonn	4-10	3-7	0-0	0 1 1	4	11	4 0 0 0	32			
12	Crawford, Markeema	0-0	0-0	0-0	0 0 0	0	0	0 1 0 0	2			
14	Bush, Brianna	1-2	0-0	0-0	0 4 4	2	2	0 0 0 0	26			
21	Timbers, AJ	0-6	0-4	0-0	0 1 1	2	0	1 1 0 1	12			
Team		4	2	6								
Totals		18-63	6-25	10-18	17 23 40	18	52	11 14 2 6	200			
FG % 1st Half: 11-31 35.5% 2nd half: 7-32 21.9% Game: 18-63 28.6% Deadball Rebounds 5												
3FG % 1st Half: 3-15 20.0% 2nd half: 3-10 30.0% Game: 6-25 24.0% FT % 1st Half: 2-6 33.3% 2nd half: 8-12 66.7% Game: 10-18 55.6%												

Officials: Joe Cunningham, Nic Cappel, Jeffrey Smith
 Technical Fouls: Auburn=None Towson-Hughey, Breonn
 Attendance: 1817

Score by periods	1st	2nd	3rd	4th	Total
Towson	21	16	21	16	74
Auburn	13	14	18	7	52

Last FG - AU 4th-00:11, TOWSON 4th-01:05
 Largest lead - AU by 23 4th-04:33, TOWSON=None

TOWSON, Md. -- Freshman guard Janiah McKay posted career-highs in points and rebounds to lead the Auburn women's basketball team to a 74-52 win at Towson on Sunday afternoon.

Auburn (9-2) finished off a 2-0 weekend in Towson with Sunday's win, following a 69-54 victory over Coppin State on Saturday. The Tigers finished with four players in double figures and held Towson (2-7) to 20 points below their season scoring average.

McKay's 23 points and seven rebounds were the best numbers of her young career, including a 5-for-9 day from 3-point range, and she also contributed three assists, a block and a steal in the winning effort. She was making just the third start of her freshman season in place of injured junior guard Khady Dieng.

Despite playing less than 24 hours before - while Towson had not played in 14 days - the Tigers showed no signs of fatigue late in the game. In fact, the Tigers were the stronger team in the closing minutes, holding Towson to just one field goal and seven points in the fourth quarter.

Tra'Cee Tanner finished one rebound shy of a double-double with 14 points and nine boards, and Katie Frerking hit her first six shots en route to a 15-point, eight-rebound, four-steal day. Jazmine Jones was the Tigers' fourth player in double digits, scoring 10 points to go along with six rebounds and two steals.

Brandy Montgomery had a rare off-day shooting the ball, going scoreless in the game, but contributed to the effort with six rebounds and four assists. Freshman Erica Sanders contributed eight points and six rebounds off the bench, and senior Cabriana Capers gave Auburn 12 good minutes with four points and four rebounds.

Auburn shot 43.9 percent from the game, including 8-of-19 (42.1%) from 3-point range and 8-of-12 at the free-throw line. Towson, meanwhile, shot 28.6 percent from the floor, including 21.9 percent in the second half.

Game 12: Dec. 23, 2015
Auburn 88, George Mason 59
Auburn Arena
Auburn, Ala.

Official Basketball Box Score -- Game Totals -- Final Statistics
 George Mason vs Auburn
 12/23/15 6:00 p.m. at Auburn Arena -- Auburn, Ala.

George Mason 59 • 5-7												
#	Player	FG-FGA	FG-FGA	FT-FTA	Off Def Tot	PF	TP	A TO Bk	Stl	Min		
24	PADGETT, Tiffany	2-5	0-2	0-0	2 4 6	3	4	2 5 1 4	21			
32	ODDONSON, Taylor	1-2	0-0	0-0	1 1 2	2	4	0 0 0 1	21			
13	ODONNELL, Bridget	4-6	0-0	0-0	2 1 3	0	8	1 1 0 0	17			
22	WRIGHT, Kara	4-8	2-4	0-0	0 4 4	0	10	0 6 2 0	31			
31	BROWN, Taylor	5-13	2-6	1-2	2 3 5	2	14	2 5 0 2	36			
05	MOHAMED, Reana	0-4	0-2	1-3	0 0 0	1	1	1 1 0 0	10			
10	TRIGGS, Jewel	2-3	1-2	0-0	0 1 1	0	5	1 2 0 1	12			
11	HUTZELL, Katrina	0-0	0-0	0-0	0 0 0	0	0	0 3 1 0	3			
20	BELL, Chinyere	2-5	0-0	4-4	2 3 5	4	7	1 3 0 4	27			
33	MOURE, Kristi	2-4	0-0	3-4	2 3 5	4	7	1 4 0 0	22			
Team		1	2									
Totals		22-50	5-16	10-13	10 20 30	15	59	13 30 4 13	200			
FG % 1st Half: 12-24 50.0% 2nd half: 10-26 38.5% Game: 22-50 44.0% Deadball Rebounds 2												
3FG % 1st Half: 12-24 50.0% 2nd half: 2-9 22.2% Game: 5-16 31.3% FT % 1st Half: 5-7 71.4% 2nd half: 5-6 83.3% Game: 10-13 76.9%												

Auburn 88 • 10-2												
#	Player	FG-FGA	FG-FGA	FT-FTA	Off Def Tot	PF	TP	A TO Bk	Stl	Min		
15	Jazmine Jones	3-5	0-0	0-1	1 1 2	1	6	2 2 0 4	30			</

Game 13: Dec. 30, 2015
Florida Gulf Coast 52, Auburn 45
Alico Arena
Fort Myers, Fla.

Game 14: Jan. 3, 2016
Auburn 66, #7 Kentucky 61
Auburn Arena
Auburn, Ala.

Game 15: Jan. 7, 2016
#7 Mississippi State 60, Auburn 45
Humphrey Coliseum
Starkville, Miss.

Official Basketball Box Score -- Game Totals -- Final Statistics
 Auburn vs FGCU
 12/30/15 7 p.m. at Fort Myers, Fla. - Alico Arena

Auburn 45 • 10-3													
#	Player	Total			3-Ptr			Rebounds			PF		
		FG	FGA	FT	FTA	FT	FTA	Off	Def	Tot	PF	TP	A
10	Brandy Montgomery	2	9	0	3	2	2	0	3	3	2	6	1
13	Katie Frerking	1	9	0	2	0	6	6	0	6	2	0	0
15	Jazmine Jones	2	4	0	1	2	2	1	5	2	4	0	1
18	Janiah McKay	3	8	0	4	3	4	0	1	1	2	9	1
44	Tra'Cee Tanner	7	10	0	1	3	8	11	19	3	15	1	2
03	Erica Sanders	3	3	0	0	1	1	2	4	6	1	2	0
12	Jonika Garvin	0	0	0	0	1	1	0	0	0	0	0	0
23	Jessica Jones	0	0	0	0	0	0	1	0	1	0	1	0
35	Cabriana Capers	0	1	0	2	2	1	2	0	0	0	0	0
40	Khady Dieng	0	1	0	0	0	2	2	0	0	0	0	0
Team		5											
Totals		18	45	0	10	9	13	43	13	45	8	19	3
FG % 1st Half: 9.23 39.1%		2nd half: 9.22 40.9%		Game: 18.45 40.0%		3FG % 1st Half: 0.0 0.0%		2nd half: 0.0 0.0%		Game: 0.0 0.0%		Deadball Rebounds 2	
FT % 1st Half: 2.4 50.0%		2nd half: 7.9 77.8%		Game: 9.13 69.2%									

FGCU 52 • 11-4													
#	Player	Total			3-Ptr			Rebounds			PF		
		FG	FGA	FT	FTA	FT	FTA	Off	Def	Tot	PF	TP	A
00	DUNSON, DyTiesha	5	13	4	9	0	0	2	2	4	1	4	1
02	ATWATER, Kaneisha	2	12	1	6	1	2	2	4	6	4	2	0
12	HAAS, Stephanie	2	8	0	3	0	0	1	1	2	4	2	0
14	KNIGHT, Whitney	1	7	1	5	3	4	0	3	3	1	6	2
24	GRADINIAN, Taylor	5	9	4	6	2	2	1	5	6	1	0	0
20	LAUGHTER, Haley	1	4	0	3	0	0	4	1	2	1	0	0
21	GLUESING, Jaime	2	3	0	1	0	1	1	4	1	0	0	1
25	MCCASKILL, Sydney	0	0	0	0	0	0	0	0	0	1	0	0
Team		2											
Totals		18	56	10	32	6	8	17	23	40	52	14	6
FG % 1st Half: 8.31 25.8%		2nd half: 10.25 40.0%		Game: 18.56 32.1%		3FG % 1st Half: 0.5 25.0%		2nd half: 5.12 41.7%		Game: 0.10 0.0%		Deadball Rebounds 3	
FT % 1st Half: 2.2 100.0		2nd half: 4.6 66.7%		Game: 6.8 75.0%									

Officials: Mark McMenney, Jose Rodriguez, Reatha Johnson
 Technical fouls: Auburn-None. FGCU-None.
 Attendance: 1710

Score by periods					Points				
1st	2nd	3rd	4th	Total	In	Off	2nd	Fast	
Auburn	14	6	10	15	24	7	11	6	8
FGCU	13	10	17	52	16	16	2	2	6

Last FG - AU 4th-00:07, FGCU 4th-04:59.
 Largest lead - AU by 3 1st-06:05, FGCU by 13 3rd-06:06.

Score tied - 4 times.
 Lead changed - 4 times.

FORT MYERS, Fla. -- Tra'Cee Tanner had her fourth double-double of the season, but turnovers and a long scoring drought in the second and third quarters led to a 52-45 Auburn loss at Florida Gulf Coast on Wednesday night.

The Tigers (10-3) were equal or better in most statistical categories on the night, out-shooting and out-rebounding FGCU (11-4). But Auburn turned the ball over 19 times, and the Eagles knocked down 10 3-pointers while only turning it over six times.

Tanner finished with 15 points and a career-high 19 rebounds, the most rebounds by an Auburn player since KeKe Carrier had 19 against Valparaiso on Dec. 28, 2010. It was the fourth double-double of the season and the 12th of Tanner's career.

The Tigers shot 40.0 percent (18-of-45), besting the Eagles' 32.1-percent night, but Auburn was 0-for-10 from 3-point range while FGCU knocked down 10-of-32 attempts beyond the arc. It was the first time for Auburn to fail to connect on a 3-point try since the 2014 WNIT third-round loss at Mississippi State.

Rebounding, however, was not a problem for the Tigers as they pulled down 43 and held FGCU to 23 boards on the night. Auburn turned 12 offensive rebounds into 11 second-chance points. The Tigers' trademark pressure defense, however, was not effective as the Eagles committed just six turnovers, the lowest of the season by an Auburn opponent.

The Tigers led 14-13 after one period, thanks to seven points from McKay and a cold-shooting FGCU team in the opening 10 minutes. Auburn, however, would score just six points in the second quarter and connect on just one field goal attempt in the final eight minutes of the period as FGCU took a 23-20 lead to the break.

The Eagles opened the third quarter on an 8-0 run and eventually led by as many as 13 midway through the third quarter. Auburn found some offense late in the quarter, but FGCU led 40-30 after three period. Auburn cut the lead to as few as six points midway through the fourth quarter, but tough man-to-man defense from the Eagles forced the Tigers into taking contested shots and several shot clock violations.

Official Basketball Box Score -- Game Totals -- Final Statistics
 Kentucky vs Auburn
 01/03/16 2:00 pm at Auburn Arena -- Auburn, Ala.

Kentucky 61 • 11-1, 0-1 SEC													
#	Player	Total			3-Ptr			Rebounds			PF		
		FG	FGA	FT	FTA	FT	FTA	Off	Def	Tot	PF	TP	A
13	Akhatov, Evelyn	5	9	0	0	2	4	5	6	11	4	12	0
35	Jennings, Alexs	4	10	0	0	2	2	6	5	11	5	10	1
03	Thompson, Janee	3	8	1	5	1	2	0	2	2	1	8	2
04	Morris, Madi	0	7	0	2	2	2	0	1	1	2	2	1
25	Epps, Makayla	8	17	0	3	4	4	2	6	3	20	2	5
01	Camara, Batouly	1	1	0	0	0	0	1	1	4	2	0	1
02	Jakubcova, Ivana	0	0	0	0	0	1	0	0	1	0	2	0
24	Murray, Taylor	1	6	0	2	1	3	0	1	1	3	1	5
45	Rice, Alyssa	1	1	0	0	2	4	3	1	4	2	4	0
Team		3											
Totals		23	59	1	12	14	20	19	21	40	25	61	7
FG % 1st Half: 14.31 45.2%		2nd half: 9.28 32.1%		Game: 23.59 39.0%		3FG % 1st Half: 1.4 16.7%		2nd half: 0.4 0.0%		Game: 1.12 8.3%		Deadball Rebounds 5	
FT % 1st Half: 3.6 50.0%		2nd half: 11.14 78.6%		Game: 14.20 70.0%									

Auburn 66 • 11-3, 1-0 SEC													
#	Player	Total			3-Ptr			Rebounds			PF		
		FG	FGA	FT	FTA	FT	FTA	Off	Def	Tot	PF	TP	A
15	Jazmine Jones	1	2	0	0	0	0	3	2	0	3	0	1
44	Tra'Cee Tanner	6	9	0	0	5	6	4	0	2	17	1	6
10	Brandy Montgomery	9	11	0	3	5	3	4	7	0	27	1	5
13	Katie Frerking	5	12	0	3	5	6	2	4	15	1	2	0
33	Janiah McKay	0	13	0	5	2	3	1	4	2	0	3	0
03	Erica Sanders	1	3	0	0	0	1	1	2	4	2	1	0
12	Jonika Garvin	0	1	0	0	0	0	0	0	1	0	0	0
23	Jessica Jones	0	0	0	0	1	2	1	2	1	0	0	0
35	Cabriana Capers	0	0	0	0	2	4	0	0	2	0	1	0
40	Khady Dieng	0	2	0	0	0	1	0	1	1	1	1	1
Team		5											
Totals		24	61	0	12	18	24	16	34	18	66	9	23
FG % 1st Half: 9.29 31.0%		2nd half: 15.32 46.9%		Game: 24.61 39.3%		3FG % 1st Half: 0.5 0.0%		2nd half: 0.7 0.0%		Game: 0.12 0.0%		Deadball Rebounds 4	
FT % 1st Half: 5.8 62.5%		2nd half: 13.16 81.3%		Game: 18.24 75.0%									

Officials: Scott Varnbrough, Laura Morris, Eric Koch
 Technical fouls: Kentucky-None. Auburn-None.
 Attendance: 2677

Score by periods					Points				
1st	2nd	3rd	4th	Total	In	Off	2nd	Fast	
Kentucky	17	15	11	18	24	17	11	6	9
AU	7	16	17	26	16	16	2	2	6

Last FG - UK 4th-00:15, AU 4th-00:26.
 Largest lead - UK by 17 2nd-01:51, AU by 5 4th-00:06.

AUBURN -- Auburn rallied from a 17-point first-half deficit to earn its first win over a top-10 opponent in six years, defeating No. 7 Kentucky 66-61 in the SEC opener Sunday at Auburn Arena.

Junior Brandy Montgomery shook off a slow start to post a 27-point, seven-rebound day, including four crucial free throws to seal the victory in the final 13 seconds. She also hit a major career milestone, scoring her 1,000th point in the third quarter.

The Tigers won their SEC opener for the third time in four years and knocked off their first top-10 opponent since defeating No. 9 Georgia 67-53 in 2010. At No. 7 in both polls, Kentucky (11-1, 0-1) is the highest-ranked opponent Auburn has defeated since a 52-47 win over No. 6 Florida to claim the 1997 SEC Tournament title.

Trailing by nine at the half and as many as 17 late in the second quarter, Auburn took its first lead at 47-45 on a Katie Frerking jumper with 7:19 to play in the fourth. Although Kentucky would tie the score twice in the closing minutes, the Tigers would never trail again.

With the score tied 57-all, senior Tra'Cee Tanner drove to the basket for two and drew a foul, converting the three-point play to make it a 60-57 game with 1:46 left. A pair of Kentucky free throws inside a minute cut the lead to one, but freshman Erica Sanders made the biggest shot of her young career, knocking down a 15-foot jumper with 26 seconds left to give Auburn a 62-59 lead.

Kentucky again pulled within a point with 15 seconds left on an Evelyn Akhatov layup, then Kentucky had to commit three fouls to get the Tigers into the bonus. Freshman Janiah McKay went to the line with 13 seconds to play and missed both attempts, but Montgomery grabbed the offensive rebound and was fouled immediately, sending her to the line for two more. She made both to push Auburn's lead to 64-61; then, after a Wildcat miss at the other end, she made two more free throws to ice the game.

Tanner picked up her second consecutive double-double and fifth of the season with 17 points and 10 rebounds. All of her points and half her rebounds came in the second half. Junior Katie Frerking finished with 15 points.

Official Basketball Box Score -- Game Totals -- Final Statistics
 Auburn vs Mississippi State
 01/07/16 7:31 p.m. at Starkville, Miss. (Humphrey Coliseum)

Auburn 45 • 11-4 (1-1 SEC)															
#	Player	Total			3-Ptr			Rebounds			PF				
		FG	FGA	FT	FTA	Off	Def	Tot	PF	TP	A	To	Bk	Stl	
13	Katie Frerking	f	2-6	7-10	0-0	0	0	2	6	4	4	0	2	28	
15	Jazmine Jones	f	4-6	0-0	0	0	4	2	6	5	8	2	3	0	
44	Tra'Cee Tanner	c	7-8	0-0	1-2	1	6	7	3	15	1	3	3	1	
10	Brandy Montgomery	g	4-14	0-2	0	0	2	7	1	8	0	3	0	2	
33	Janiah McKay	g	1-9	0-0	1-2	1	2	3	0	3	0	3	0	1	
03	Erica Sanders		1-2	0-0	0-1	1	1	5	3	1	4	0	0	1	
12	Jorrika Garvin		0-0	0-0	0	0	0	0	0	0	0	0	0	1	
23	Jessica Jones		0-1	0-0	0	0	0	2	0	0	0	0	0	4	
40	Calabria Capers		0-1	0-0	0	0	0	0	0	2	1	0	0	1	
40	Phylicia Dieng		1-0	0-0	0	0	2	3	2	3	4	0	0	7	
						5	2	7							
Total			20-50	2-5	3-5	10	22	32	24	45	13	25	3	8	
FG % 1st half: 8-22		36.4%			2nd half: 12-28		42.9%			Game: 20-50		40.0%			DeaBull
FT % 1st half: 0-2		0.0%			2nd half: 2-3		66.7%			Game: 0-1		0.0%			0.0%
FT % 1st half: 1-1		100.0			2nd half: 4-4		50.0%			Game: 3-5		60.0%			0.0%

Game 16: Jan. 10, 2016
#12 Tennessee 79, Auburn 52
Thompson-Boling Arena
Knoxville, Tenn.

Official Basketball Box Score -- Game Totals -- Final Statistics
 Auburn vs Tennessee
 01/10/16 2:01 p.m. at Knoxville, Tenn. (Thompson-Boling Arena)

Auburn 52 • 11-5, 1-2												
#	Player	Total FG-FGA	3-Ptr FG-FGA	FT-FTA	Off Def Tot	PF	TP	A	T	Bk	Stl	Min
15	Jasmine Jones	f 0-6	0-0	0-0	2 1 3	0	3	0	3	0	0	20
44	Tra'Cee Tanner	c 4-12	0-0	4-5	5 5 10	1	12	4	1	0	3	34
10	Brandy Montgomery	g 4-13	2-6	1-2	1 1 2	1	11	0	3	0	0	26
13	Katie Frerking	g 4-12	1-2	0-0	1 1 2	4	9	1	1	0	5	33
40	Khadly Dieng	g 0-1	0-0	0-0	0 1 1	4	0	0	0	0	0	14
12	Jonika Garvin	1-3	0-0	0-2	1 0 1	0	2	1	0	0	1	12
23	Jessica Jones	0-0	0-0	0-0	1 0 1	0	0	0	0	0	0	7
3	Sanders, Erica	3-8	0-1	0-0	3 1 4	2	6	1	1	0	2	24
33	Janiah McKay	3-12	1-6	3-4	0 1 1	1	10	1	2	0	1	27
35	Cabriana Capers	1-1	0-0	0-0	1 0 1	0	2	0	0	0	0	3
Team		4		0		4		0		1		1
Totals		20-68		4-15		8-13		19 11		30 16		52 9 13 0 12 200
FG % 1st Half:		10-32		31.3%		2nd half:		10-36		27.8%		Game: 20-68 29.4%
3FG % 1st Half:		2-6		20.0%		2nd half:		2-5		40.0%		Game: 4-15 26.7%
FT % 1st Half:		4-6		66.7%		2nd half:		4-7		57.1%		Game: 8-13 61.5%

Tennessee 79 • 11-4, 2-1													
#	Player	Total	3-Ptr	Rebounds			PF	TP	A	T	Bk	Stl	Min
		FG-FGA	FG-FGA	FT-FTA	Off	Def	Tot						
12	Graves, Bashaara	f 8-9	0-0	2-2	2	3	5	2	18	0	1	1	24
31	Nareed, Jaimee	f 2-3	0-0	0-0	2	3	5	1	4	2	1	1	23
21	Russell, Mercedes	c 5-10	0-0	0-0	4	9	13	2	10	1	0	3	26
11	DeShields, Diamond	g 9-14	2-4	5-6	1	5	6	1	25	7	6	2	28
14	Carter, Andraya	g 0-2	0-2	0-0	0	0	0	0	1	4	0	1	17
0	Reynolds, Jordan	2-4	0-1	0-0	1	3	4	1	4	5	1	0	23
1	Moore, Nia	2-2	0-0	0-0	0	0	0	0	4	1	0	0	4
10	Jackson, MeMe	0-0	0-0	0-0	0	0	0	0	0	0	1	0	0
2	Ambar, Kortney	2-4	1-3	1-1	0	0	0	0	6	0	1	0	8
3	Cooper, Te'a	0-3	0-1	0-0	1	4	5	3	0	1	1	0	22
33	Middleton, Alexa	4-6	0-0	0-0	4	4	0	2	8	2	3	0	21
Team		0		0		0		0		0		1	
Totals		34-57		3-11		8-9		11 31		42 10 79		20 19 8 200	
FG % 1st Half:		19-32		59.4%		2nd half:		15-25		60.0%		Game: 34-57 59.6%	
3FG % 1st Half:		1-5		20.0%		2nd half:		2-6		33.3%		Game: 3-11 27.3%	
FT % 1st Half:		2-2		100.0		2nd half:		6-7		85.7%		Game: 8-9 88.9%	
												Deadball Rebounds	

Officials: Bob Trammell, Cameron Inouye, Kelly Johnson
 Technical fouls: Auburn=None; Tennessee=None.
 Attendance: 11539

Score by periods	1st	2nd	3rd	4th	Total
Auburn	16	10	14	12	52
Tennessee	18	23	16	22	79

Points AU 50 UT 29
 In Paint 18 11
 Off T/O 26 16
 2nd Chance 18 9
 Fast Break 9 8
 Bench 20 20
 22 22

Score tied - 3 times.
 Lead changed - 2 times.

Last FG - AU 4th-00:01, UT 4th-00:55.
 Largest lead - AU by 2 1st-08:13, UT by 31 4th-05:08.

KNOXVILLE, Tenn. -- Tra'Cee Tanner had her sixth double-double of the season, but Auburn fell at No. 12/11 Tennessee 79-52 Sunday afternoon at Thompson-Boling Arena.

The Tigers (11-5, 1-2 SEC) finished their third-straight game against top-12 competition and will look to get back on the winning track at 6 p.m. Thursday as Alabama visits Auburn Arena.

Tanner scored a team-best 12 points and pulled down 10 rebounds to pick up her sixth double-double of the season and second in three conference games. She was held in check through most of the first half by a bigger Tennessee frontcourt, but scored eight points in the second half to hit double-digits for the ninth-straight game.

Tennessee shot a season-high 59.6 percent from the field and held Auburn to a 29.4-percent shooting day. Auburn was able to get some offense going behind the arc, knocking down four 3-pointers on the day, but Tennessee was able to exploit its size advantage to the tune of 48 points in the paint. The Tigers took care of the ball with only 12 turnovers while forcing 19, but Auburn was unable to score in transition while Tennessee scored 22 fast-break points.

Brandy Montgomery scored 11 points - nine in the first quarter - and Janiah McKay added 10 off the bench for Auburn.

After trailing by 15 at the half, Auburn cut the deficit to as few as 10 points as Tanner scored five straight points to open the third quarter. But Tennessee went on a 5-0 run of its own, then scored the last six points of the third quarter to take a 57-40 lead.

A Tennessee flurry late in the second quarter broke open a close game as the Lady Vols took a 41-26 lead into halftime. Auburn trailed by just four at 26-22 with five-plus minutes remaining, but UT finished the quarter on a 15-4 run, making 10-of-13 shots in that stretch. UT shot 68.8 percent in the second quarter while Auburn managed just 5-of-15 (33.3%).

Auburn trailed by just two at the end of one quarter, 18-16. Montgomery hit a pair of 3-pointers early and had nine points after the first 10 minutes.

Game 17: Jan. 14, 2016
Auburn 72, Alabama 59
Auburn Arena
Auburn, Ala.

Official Basketball Box Score -- Game Totals -- Final Statistics
 Alabama vs Auburn
 01/14/16 6:00 pm at Auburn Arena -- Auburn, Ala.

Alabama 59 • 12-5, 1-3 SEC												
#	Player	Total FG-FGA	3-Ptr FG-FGA	FT-FTA	Off Def Tot	PF	TP	A	T	Bk	Stl	Min
13	Hegstetter, Nikki	f 2-4	0-2	0-0	3 2 5	3	4	0	2	1	0	29
05	Hayden, Breanna	f 1-4	0-1	1-2	1 2 3	2	3	5	3	0	1	28
11	Cook, Hannah	g 6-13	5-10	2-2	4 6 10	5	19	0	2	0	1	34
15	Knight, Meashonji	g 3-9	0-3	3-5	0 0 0	1	9	1	3	0	0	24
22	Middlebrook, Karyla	q 1-4	0-2	5-6	0 2 2	3	7	4	3	0	2	31
01	Bolton, Quanetria	2-6	2-3	2-2	0 1 1	1	8	0	1	1	0	18
02	Magee, Trista	0-3	0-3	0-0	0 0 0	2	0	0	1	0	2	13
03	Carlier, Khadijah	0-1	0-0	0-0	0 0 0	0	0	0	0	0	0	1
23	Wade, Shaquerra	4-8	1-2	0-0	1 2 3	3	9	1	4	1	3	22
Team		0		0		0		0		0		0
Totals		19-52		12-37		13 17		9 16		25 20		59 11 19 3 9 200
FG % 1st Half:		8-27		29.6%		2nd half:		11-25		44.0%		Game: 19-52 36.5%
3FG % 1st Half:		3-15		20.0%		2nd half:		5-12		41.7%		Game: 8-27 29.6%
FT % 1st Half:		1-2		50.0%		2nd half:		12-15		80.0%		Game: 13-17 76.5%

Auburn 72 • 12-5, 2-2 SEC												
#	Player	Total FG-FGA	3-Ptr FG-FGA	FT-FTA	Off Def Tot	PF	TP	A	T	Bk	Stl	Min
15	Jasmine Jones	f 7-10	0-0	2-3	2 8 10	1	16	3	2	0	5	31
44	Tra'Cee Tanner	f 4-9	0-0	3-4	4 5 9	4	11	1	4	3	0	30
10	Brandy Montgomery	g 5-12	2-4	4-4	1 4 5	4	16	1	2	0	2	28
13	Katie Frerking	g 7-12	2-4	5-5	4 1 5	2	21	2	3	0	1	33
40	Khadly Dieng	g 1-3	0-2	0-0	0 1 1	2	2	0	0	0	0	23
03	Erica Sanders	0-4	0-0	0-0	2 1 3	2	2	1	1	0	2	14
12	Jonika Garvin	1-3	0-0	0-0	1 0 1	1	2	0	0	0	0	6
23	Jessica Jones	0-2	0-0	0-0	1 0 1	0	1	2	0	0	0	10
33	Janiah McKay	1-4	0-1	0-0	0 1 1	2	3	2	2	0	1	18
35	Cabriana Capers	0-0	0-0	0-0	3 0 0	1	0	1	1	0	7	7
Team		0		0		0		1		2		3
Totals		27-59		4-11		14 16		16 23		39 21		72 17 17 4 10 200
FG % 1st Half:		13-29		44.8%		2nd half:		14-30		46.7%		Game: 27-59 45.8%
3FG % 1st Half:		1-7		14.3%		2nd half:		3-4		75.0%		Game: 4-11 36.4%
FT % 1st Half:		3-3		100.0		2nd half:		11-13		84.6%		Game: 14-16 87.5%

Officials: Bryan Enteline, Michael McConnell, Metta Roberts
 Technical fouls: Alabama=None; Auburn=None.
 Attendance: 3383

Score by periods	1st	2nd	3rd	4th	Total
Alabama	13	7	21	18	59
Auburn	12	18	24	18	72

Points AU 29 AL 20
 In Paint 18 12
 Off T/O 26 14
 2nd Chance 17 8
 Fast Break 9 6
 Bench 20 17

Score tied - 1 time.
 Lead changed - 4 times.

Last FG - UA 4th-00:16, AU 4th-00:30.
 Largest lead - UA by 11-08:46, AU by 20 3rd-02:39.

AUBURN -- Sophomore Jasmine Jones had her second double-double of the season, and four players scored in double-figures to lead Auburn women's basketball to a 72-59 win over Alabama Thursday at Auburn Arena.

A season-high crowd of 3,383 - tied for the eighth-largest women's basketball crowd at Auburn Arena - was on hand for the Tigers' fifth consecutive home victory over Alabama (12-5, 1-3 SEC) dating back to 2012.

Jones scored a career-high 16 points along with 10 rebounds, giving her two double-doubles this season; the first came against East Carolina on Dec. 5. Jones was 7-of-10 from the floor and also had a career-high five steals in the game as Auburn (12-5, 2-2) forced Alabama into 19 turnovers.

Katie Frerking led Auburn with 21 points, her second game this season scoring 20-plus. Brandy Montgomery added 16 points, and Tra'Cee Tanner fell one rebound shy of a double-double with 11 points and nine boards.

Rebounding was a key for the Tigers as Auburn pulled down 39 rebounds to Alabama's 25. The Tigers also had 16 offensive boards on the day, leading to 17 second-chance points.

Auburn pulled ahead by as many as 20 points late in the third quarter, only to see the Crimson Tide cut that lead to as few as six with 5:50 to play. But free throws made a big difference in the closing minutes as Auburn was 10-of-10 at the line in the fourth quarter.

The Tigers 30-20 at the half after outscoring the Tide 18-7 in the second quarter. Auburn then came out on fire in the third, shooting 58.8 percent in the third period and taking a 13-point lead into the final 10 minutes.

Auburn shot 45.8 percent for the game while holding Alabama to 36.5 percent. The Tigers had their best night of the season at the free-throw line, hitting 14-of-16 attempts (87.5%).

Game 18: Jan. 17, 2016
#9 Kentucky 54, Auburn 47
Memorial Coliseum
Lexington, Ky.

Official Basketball Box Score -- Game Totals -- Final Statistics
 Auburn vs Kentucky
 01/17/16 1:00 PM at Memorial Coliseum - Lexington, KY

Auburn 47 • 12-6, 2-3												
#	Player	Total FG-FGA	3-Ptr FG-FGA	FT-FTA	Off Def Tot	PF	TP	A	T	Bk	Stl	Min
15	Jasmine Jones	f 1-3	0-0	0-0	1 1 2	5	2	1	1	0	3	21
44	Tra'Cee Tanner	f 2-5	0-0	2-2	3 1 4	4	6	2	4	0	1	21

Game 19: Jan. 21, 2016
#2 South Carolina 74, Auburn 58
Auburn Arena
Auburn, Ala.

Official Basketball Box Score -- Game Totals -- Final Statistics
 South Carolina vs Auburn
 01/21/16 6:00 pm at Auburn Arena -- Auburn, Ala.

South Carolina 74 • 18-0, 6-0 SEC																			
##	Player	Total		3-Pr		Rebounds		PF	TP	A	TO	BK	Shl	Min					
		FG-FGA	FT-FTA	FG-FGA	FT-FTA	Off	Def	Total											
47	WILSON, A'ja	f	4-7	0-0	3-4	2	6	8	1	11	2	1	0	17					
31	DOZIER, Asia	f	0-4	0-3	1-2	0	2	2	1	1	3	0	0	20					
41	COATES, Alaina	c	8-10	0-0	1-2	5	5	10	2	17	2	4	1	0	26				
08	SESSIONS, Khadijah	g	1-1	1-1	2-2	0	3	3	3	5	1	3	0	3	26				
21	MITCHELL, Tiffany	q	4-10	1-3	4-4	1	0	1	1	13	5	1	0	3	24				
01	CUEVAS, Bianca	q	0-3	0-2	1-2	0	2	2	1	1	2	2	0	0	18				
04	CLINEY, Donyah	g	1-2	1-2	0-0	0	2	2	3	3	1	0	0	0	11				
23	ROY, Tina	q	4-7	4-7	0-0	0	0	0	0	12	2	0	0	0	20				
24	IMOVBIQH, Sarah	g	1-1	0-0	0-0	1	1	2	2	0	0	0	0	1	17				
40	WENTE, Jatarie	q	4-7	0-1	1-2	1	1	2	9	0	0	0	0	0	21				
Team																			
Totals		27-52		7-19		13-20		1		33		34		15		7		200	
FG % 1st Half:		12-27		44.4%		2nd half:		15-25		60.0%		Game:		27-52		51.9%		Deadball	
3FG % 1st Half:		2-7		28.6%		2nd half:		5-12		41.7%		Game:		7-19		36.8%		Rebounds	
FT % 1st Half:		7-12		58.3%		2nd half:		6-8		75.0%		Game:		13-20		65.0%		4	

Auburn 58 • 12-7, 2-4 SEC																									
##	Player	Total		3-Pr		Rebounds				PF	TP	A	TO	BK	Shl	Min									
		FG-FGA	FG-FGA	FT-FTA	Off	Def	Total																		
11	Jazmine Jones	f	3-6	0-0	0-0	5	3	8	2	6	1	0	0	0	0	30									
44	Tra'Cee Tanner	f	3-3	0-0	3-4	1	3	4	3	9	0	2	0	0	0	22									
10	Brandy Montgomery	q	2-11	1-8	2-2	0	1	1	0	2	7	1	0	1	0	30									
13	Katie Frerking	q	5-15	5-12	2-4	2	5	7	3	17	4	3	1	1	1	32									
40	Khady Dieng	g	2-3	1-2	0-0	1	1	2	1	5	3	0	2	0	0	19									
02	Erica Sanders	g	0-1	0-0	2-2	1	1	2	4	2	1	0	0	0	0	15									
12	Jonika Garvin	q	0-2	0-0	0-0	0	1	1	0	0	0	0	0	0	0	3									
23	Jessica Jones	q	0-2	0-0	2-2	2	1	3	2	1	0	0	0	0	0	18									
32	Janiah McKay	q	4-12	2-5	0-0	0	1	1	1	10	2	3	0	2	0	21									
35	Cabriana Capers	q	0-0	0-0	0-0	0	0	0	0	0	0	1	0	0	0	10									
Team								1																	
Totals		19-55		9-27		11-14		13		17		30		16		58		14		13		7		200	
FG % 1st Half: 7-30		23.3%		2nd half: 12-25		48.0%		Game: 19-55		34.5%		Deadball													
3FG % 1st Half: 4-17		23.5%		2nd half: 5-10		50.0%		Game: 9-27		33.3%		Rebounds													
FT % 1st Half: 2-2		100.0		2nd half: 7-12		58.3%		Game: 9-27		33.3%		3													

Officials: Beverly Roberts, Laura Morris, Eric Brewton
 Technical fouls: South Carolina-None. Auburn-None.
 Attendance: 2419

Score by periods												
	1st	2nd	3rd	4th	Total	Points	In	Off	2nd	Fast	Bench	
South Carolina	13	20	20	21	74	74	16	14	9	8	27	
Auburn	15	5	16	22	58	58	16	15	14	4	14	

Last FG - SC 4th-02:33, AU 4th-00:15.
 Largest lead - SC by 24 4th-02:33, AU by 5 2nd-09:31.

Score tied - 2 times.
 Lead changed - 2 times.

AUBURN -- The Auburn women's basketball team got off to a fast start against No. 2 South Carolina, but was not able to hold on down the stretch falling 74-58 on Thursday in Auburn Arena.

Auburn (12-7, 2-4 SEC) was unable to find a rhythm offensively against the Gamecocks' defense, shooting 34.5 percent (19-of-55) for the game while South Carolina overcame a sluggish start to hit 60 percent (15-of-25) from the floor over the final two periods and 51.9 percent for the game.

Katie Frerking led the Tigers with 17 points, all but two coming from behind the arc (5-of-12). She added seven rebounds and a team-high four assists. Jazmine Jones led the Tigers with eight boards - five on the offensive glass - to go with her six points.

South Carolina opened the game with an 8-0 run before Jessica Jones hit a pair of free throws with 7:28 to go in the first quarter to give the Tigers their first points. Janiah McKay then rattled off 10 unanswered points to tie things up at 12-12. Frerking sank a trey just before the game's first media timeout to give Auburn a 15-12 lead that they held for the rest of the period. The Tigers ended the first period on a 13-1 run over the final 5:10.

The tables turned quickly in the Gamecocks' favor as they went on an 18-0 run over the final 7:00 of the second period to take a 33-20 lead into the half. Auburn struggled mightily from the floor in the second period connecting on only 12.5 percent (2-of-16) of their shots.

South Carolina's momentum carried over from the locker room into the third period scoring 20 and leading by 17 entering the fourth quarter. The Gamecocks led by as many as 24 in the final period, but a late run that included three Frerking treys cut the final margin to 16.

South Carolina used size to its advantage under the rim, scoring 36 points in the paint to Auburn's 16. The Gamecocks also outrebounded the Tigers 34-30, but Auburn pulled down 13 offensive rebounds on the night, leading to 14 second-chance points..

Game 20: Jan. 24, 2016
Auburn 71, Arkansas 60 (OT)
Auburn Arena
Auburn, Ala.

Official Basketball Box Score -- Game Totals -- Final Statistics
 Arkansas vs Auburn
 01/24/16 3:05 p.m. at Auburn Arena -- Auburn, Ala.

Arkansas 60 • 9-11, 4-3 SEC																											
		Total		3-Ptr		Rebounds																					
##	PLAYER	FG	FGA	FT	FTA	Off	Def	Tot	PF	TP	A	TO	BK	Shl	Min												
00	JACKSON, Jessica	f	6-12	3-8	4-4	1	2	3	1	2	3	1	1	0	41												
35	COOLEY, Alecia	c	1-7	0-0	2-2	4	6	10	2	4	3	2	2	3	39												
15	BROOKS, Kelsey	q	3-5	3-5	1-2	1	3	4	10	5	3	0	0	3	43												
21	COOPER, Devin	g	5-19	4-9	3-4	1	8	9	2	17	1	6	0	2	42												
33	WOLFF, Melissa	g	5-10	0-0	0-0	1	2	3	2	10	4	3	0	1	36												
01	SWENSON, Keilyn	q	0-1	0-0	0-0	0	0	0	0	0	0	0	0	0	3												
12	FREEMAN, Brianna	q	0-1	0-0	0-0	0	1	1	0	0	4	0	0	0	7												
24	DANBERRY, Jordan	q	0-1	0-0	0-0	0	0	0	1	0	1	3	0	0	8												
32	WEST, Khadijah	q	0-1	0-0	0-0	0	1	1	5	0	0	1	0	1	6												
Team																											
Totals		20-57		10-22		10-12		10		25		35		17		60		14		28		4		10		225	
FG % 1st Half:		8-29		27.6%		2nd half:		11-24		45.8%		OT:		1-4		25.0%		Game:		20-57		35.1%				Deadball	
3FG % 1st Half:		5-13		38.5%		2nd half:		5-8		62.5%		OT:		0-1		0.0%		Game:		10-22		45.5%				Rebounds	
FT % 1st Half:		5-6		83.3%		2nd half:		3-4		75.0%		OT:		2-2		100%		Game:		10-12		83.3%					

Auburn 71 • 13-7, 3-4 SEC																	
##	Player	FG			3-PT			Rebounds			PF	TP	A	TO	BK	Shl	Min
		FG	FGA	FG%	FT	FTA	FT%	Off	Def	Totl							
15	Jazmine Jones	f	3-7	0-0	0-0			4	2	6	3	6	0	1	1	2	27
44	Tra'Cee Tanner	c	10-15	0-0	1-2			6	1	7	2	21	3	3	1	0	35
10	Brandy Montgomery	g	6-18	3-9	0-0			0	3	3	1	15	2	6	1	3	37
13	Katie Frerking	q	5-15	0-5	3-5			1	6	7	2	13	6	2	0	6	41
40	Khady Dieng	g	0-1	0-0	0-0			1	3	4	1	0	4	0	1	3	16
02	Erica Sanders	q	2-4	0-0	0-0			0	2	2	4	0	0	0	0	2	23
12	Jonika Garvin	q	0-1	0-0	0-0			0	0	0	0	0	0	0	0	0	3
23	Jessica Jones	q	0-1	0-0	0-0			0	1	1	0	0	0	0	0	1	10
32	Janiah McKay	q	3-6	1-4	5-6			1	3	4	2	12	2	6	0	5	29
35	Cabriana Capers	q	0-1	0-0	0-0			0	0	0	0	0	0	1	0	0	4
Team																	
Totals		29-69		4-18		9-13		16		27		43		13		71	
FG % 1st Half:		10-30		33.3%		2nd half:		13-31		41.9%		OT:		6-8		75.0%	
3FG % 1st Half:		3-7		42.9%		2nd half:		1-10		10.0%		OT:		0-1		0.0%	
FT % 1st Half:		1-1		100.0		2nd half:		5-8		62.5%		OT:		3-4		75.0%	
Game:		29-69		42.0%		Game:		4-18		22.2%		Game:		9-13		69.2%	
Rebound:		29-69		42.0%		Game:		17-20		25.0%		Game:		13-21		61.9%	
Deadball:		29-69		42.0%		Game:		4-18		22.2%		Game:		9-13		69.2%	
Officials: Eric Carson, Brian Coleman, Arnold Statton																	

Game 22: Feb. 1, 2016

Auburn 63, LSU 53

Pete Maravich Assembly Center

Baton Rouge, La.

Official Basketball Box Score -- Game Totals -- Final Statistics

Auburn vs LSU
02/01/16 6:01 PM at Baton Rouge, LA (Maravich Center)

Auburn 63 • 14-8; 4-5 SEC

#	Player	FG	FGA	FG-FGA	FT	FTA	Off	Def	Tot	PF	TP	A	T	Bk	S	Min
15	Jazmine Jones	f	2-4	0-0	2-4	2	1	3	4	6	2	2	1	0	26	
44	Tra'Cee Tanner	f	6-7	0-0	1-1	2	4	6	4	13	1	4	0	1	23	
10	Brandy Montgomery	g	5-13	0-3	0-0	1	1	2	2	10	1	6	0	1	29	
23	Katie Frerking	g	2-5	2-4	7-8	0	7	7	3	13	3	7	0	4	31	
33	Janiah McKay	q	1-4	0-2	2-2	0	1	1	4	4	1	7	0	2	28	
03	Erica Sanders	g	1-4	0-0	0-0	0	3	3	2	0	0	0	2	16		
23	Jessica Jones	g	0-1	0-0	1-2	0	2	2	3	1	0	1	0	0	11	
35	Cabriana Capers	g	4-4	0-0	2-4	4	5	9	3	10	0	0	2	17		
40	Khadly Dieng	g	2-5	0-1	0-0	0	0	0	3	4	2	2	0	0	19	
Team							3	0	3			1				
Totals			23-47	2-10	15-21	12	24	36	29	63	12	30	1	12	200	

FG % 1st Half: 9-24 37.5% 2nd half: 14-23 60.9% Game: 23-47 48.9%
3FG % 1st Half: 1-8 12.5% 2nd half: 1-2 50.0% Game: 2-10 20.0%
FT % 1st Half: 1-1 100.0 2nd half: 14-20 70.0% Game: 15-21 71.4%

LSU 53 • 8-14; 2-7 SEC

#	Player	FG-FGA	FG-3GA	FT-FTA	Off Def	Tot	PF	TP	A	T	Bk	S	Min	
03	BETHEL, Akliah	f	5-10	0-1	0-0	1 3	4	5	10	1	5	0	3	37
20	HYDER, Alexis	f	4-8	0-1	9-14	6 3	9	4	17	3	3	1	1	29
02	NORTON, Shanice	g	0-2	0-1	5-8	0 3	3	5	2	6	0	2	33	
10	RHODES, Jasmine	g	4-9	0-0	2-4	1 2	3	2	10	0	5	0	2	34
13	HILL, Rina	g	2-11	0-3	7-10	2 2	4	4	11	1	4	0	4	40
04	PEDERSEN, Anne	g	0-5	0-0	0-0	1 1	2	4	0	4	1	0	0	27
35	FAREO, Allyyah	g	0-0	0-0	0-0	0 1	1	0	0	0	0	0	0	0-
	Team				2	0	2	0						
Totals			15-45	0-6	23-36	13 15	28	22	53	11	24	1	12	200

FG % 1st Half: 6-21 28.6% 2nd half: 9-24 37.5% Game: 15-45 33.3%
3FG % 1st Half: 0-1 0.0% 2nd half: 0-5 0.0% Game: 0-6 0.0%
FT % 1st Half: 4-7 57.1% 2nd half: 19-29 65.5% Game: 23-36 63.9%

Officials: Don Kantner, Jesse Dickerson, Carla Fountain
Technical fouls: Auburn-None, LSU-None.

Attendance: 2150

Score by periods	1st	2nd	3rd	4th	Total
Auburn	12	8	18	25	63
LSU	8	8	13	24	53

Last FG - AU 4th-03:41, LSU 4th-00:33.

Largest lead - AU by 16 4th-03:41, LSU by 6 1st-07:52.

Score tied - 2 times.

Lead changed - 1 time.

Game 23: Feb. 4, 2016

Auburn 53, Vanderbilt 45

Auburn Arena

Auburn, Ala.

Official Basketball Box Score -- Game Totals -- Final Statistics

Vanderbilt vs Auburn
02/04/16 6:00 p.m. at Auburn Arena -- Auburn, Ala.

Vanderbilt 45 • 15-7; 4-5 SEC

#	Player		FG	FGA	FGA	FT	FTA	Off	Def	Tot	PF	TP	A	T	Bk	S	Min	
22	Marqu'es Webb	f	1-5	0-0	0-0	0	3	4	7	3	2	0	6	1	2	25		
01	Rebekah Dahlgren	g	1-8	0-7	0-0	1	4	5	3	2	2	4	0	3	33			
03	Rachel Bell	g	1-4	0-2	0-0	1	0	1	0	2	2	2	0	0	17			
23	Minta Spievers	g	2-5	2-5	2-2	0	4	4	5	8	3	4	1	0	26			
33	Christa Reed	g	2-2	1-1	0-0	0	1	1	5	5	1	3	0	0	15			
15	Jasmine Jenkins	g	3-5	0-0	5-6	1	1	2	0	11	0	0	0	1	17			
24	Kristen Gaffney	g	2-5	0-2	1-2	2	3	3	5	1	3	0	0	0	24			
25	Morgan Batey	g	3-10	0-0	0-0	1	3	4	2	6	1	4	0	1	33			
35	Kendall Shaw	g	0-0	0-0	0-0	0	0	0	1	0	0	0	0	0	+			
44	Rayla'e Long	g	1-1	0-0	2-2	1	3	4	2	4	1	3	0	0	10			
	Team		2	1	2		3	2	5									
	Totals		16	45	3	17	10	12	13	25	38	24	45	12	29	2	7	200

FG % 1st Half: 9-20 45.0% 2nd half: 7-25 28.0% Game: 16-45 35.6%
3FG % 1st Half: 2-9 22.2% 2nd half: 1-8 12.5% Game: 3-17 17.6%
FT % 1st Half: 1-2 50.0% 2nd half: 9-10 90.0% Game: 10-12 83.3%

Auburn 53 • 15-8; 5-5 SEC

#		Player	Total	3-Pr	Rebounds				PF	TP	A	TO	Bk	Stl	Min
			FG-FGA	FG-FGA	FT-FTA	Off	Def	Tot							
15	Jazmine Jones	f	1-1	0-0	1-8	1	2	3	3	1	1	0	4	28	
44	Tra'Cee Tanner	c	2-7	0-0	0-1	0	0	0	2	4	3	2	1	1	29
10	Brandy Montgomery	g	7-16	0-4	2-2	0	4	4	2	16	1	3	0	0	35
13	Katie Frerking	g	2-5	0-1	7-10	0	5	5	4	11	4	3	0	1	30
33	Janiah McKay	g	0-2	1-1	0-0	2	2	2	2	9	2	3	0	4	31
03	Erica Sanders	g	0-2	0-0	0-0	0	1	1	0	1	0	0	0	0	17
23	Jessica Jones	g	1-2	0-0	0-0	0	0	0	0	2	1	1	0	0	11
35	Cabriana Capers	g	0-0	0-0	0-0	0	0	0	1	0	0	1	0	0	10
40	Khadly Dieng	g	2-3	1-1	3-4	0	0	0	0	8	0	2	1	2	9
		Team	1	1	2					1					
		Totals	19-43	2-7	13-25	4	13	17	15	53	13	16	3	10	200

FG % 1st Half: 11-22 50.0% 2nd half: 8-21 38.1% Game: 19-43 44.2%
3FG % 1st Half: 2-7 28.6% 2nd half: 1-8 12.5% Game: 3-15 20.0%
FT % 1st Half: 0-2 0.0% 2nd half: 13-23 56.5% Game: 13-25 52.0%

Officials: Sue Blauch, Scott Yarbrough, Frank Steratore
Technical fouls: Vanderbilt-None, Auburn-None.

Attendance: 3176

Score by periods	1st	2nd	3rd	4th	Total
Vanderbilt	8	13	8	16	45
Auburn	10	14	7	22	53

Last FG - VANDY 4th-00:08, AU 4th-02:11.

Largest lead - VANDY by 2 1st-09:35, AU by 13 4th-01:55.

Score tied - 4 times.

Lead changed - 1 time.

BATON ROUGE, La. -- Senior Cabriana Capers had a career-high 10 points and nine rebounds as Auburn got its first SEC road victory of the season, defeating LSU 63-53 Monday night at the Pete Maravich Assembly Center.

Auburn overcame a season-high 30 turnovers and almost the entire lineup in foul trouble to snap a six-game losing streak to LSU and earn its first win in Baton Rouge since 2010.

Four players finished in double-figures for Auburn. Katie Frerking and Tra'Cee Tanner scored 13 points apiece, with Brandy Montgomery and Capers adding 10 each. Capers was the rebounding leader with nine, and Frerking pulled down seven boards as Auburn out-rebounded LSU 36-28.

Auburn shot 48.9 percent for the game, their best in SEC play this season, including a 60.8-percent mark in the second half. A 71-percent night at the free-throw line (15-of-21) aided the Auburn effort as the teams combined to be called for 51 fouls. LSU attempted 36 free throws on the night, connecting on 23.

Auburn held LSU to 33.3-percent shooting and without a 3-point field goal. The Auburn defense forced LSU into 24 turnovers with a four-steal night from Frerking leading the defensive effort.

An 8-1 run early in the third quarter gave Auburn a 28-19 lead as Montgomery scored six straight Auburn points in the first three minutes of the period. Auburn would maintain that nine-point lead throughout the third, taking a 38-29 lead into the fourth.

Auburn was able to wear down a shorthanded LSU club that played just six players in the first 39 minutes of the game, increasing its lead to as many as 16 points with 3:09 to play. A foul-plagued final three minutes saw LSU pull as close as six points in the final 30 seconds, but Auburn connected on 12-of-18 free throws in the fourth quarter to seal the win.

Auburn took a 20-16 halftime lead when Frerking banked in a 3-pointer at the buzzer. It maintained a four-point lead Auburn held at the end of the first quarter as LSU was held to eight points in each of the first two periods.

AUBURN -- A strong defensive effort led the Auburn women's basketball team to a 53-45 win over Vanderbilt Thursday night at Auburn Arena, pushing the Tigers back to .500 in SEC play.

The Tigers (15-8, 5-5 SEC) beat Vanderbilt at home for the first time since 1999, snapping a nine-game home skid to the Commodores (15-7, 4-5). Auburn held Vanderbilt to a season-low scoring total, mostly thanks to forcing the Commodores into 29 turnovers.

For the eighth time this season, Auburn forced its opponent into 25-plus turnovers, getting 29 from Vandy on the night. The Tigers are 8-0 this season when forcing opponents into 25 or more turnovers. Jazmine Jones and Janiah McKay each had four steals to lead the defensive effort.

Brandy Montgomery led the Tigers with 16 points on 7-of-16 shooting with eight coming in the fourth quarter, giving Auburn its biggest lead of the night at that point. She also hit a pair of clutch free throws late to help secure the victory. Katie Frerking added 11 points and a team-best four assists while Janiah McKay had nine points along with four steals and two assists.

Auburn shot 44.2 percent from the field and held the Commodores, the SEC's top-shooting team, to 35.6-percent shooting. The Commodores were also held to 3-of-17 from beyond the 3-point line, their lowest long-range percentage of the season.

An ugly third quarter in which the teams combined for 15 points led to a 31-29 Auburn lead headed to the fourth. But a 6-0 run to open the period - a jumper from Montgomery and two straight baskets off turnovers by McKay pushed the Tiger advantage to 37-29. Auburn hit 6-of-7 shots from the floor in the fourth quarter (85.7%) and hit enough free throws down the stretch to hold off a late Vanderbilt rally after the Tigers led by as many as 13.

Vanderbilt scored the first two points of the game, but the Tigers would go on a 6-0 run and never trail again. It was 24-21 Auburn at halftime, mostly thanks to a 60-percent effort from Auburn in the second quarter.

Game 24: Feb. 7, 2016

Auburn 59, Alabama 55

Foster Auditorium

Tuscaloosa, Ala.

Official Basketball Box Score -- Game Totals -- Final Statistics

Auburn vs Alabama
02/07/16 1 p.m. at Tuscaloosa, Ala. (Foster Auditorium)

Auburn 59 • 16-8; 6-5 SEC

#	Player		Total	3-PT	Rebounds	Off	Def	PF	TP	A	T	Bk	S	Min	
			FG	FGA	FT	FTA									
15	Jazmine Jones	f	2-3	0-0	0-2	3	2	4	1	1	0	1	0	32	
44	Tra'Cee Tanner	f	4-8	0-0	1-4	2	2	4	3	9	1	5	1	0	29
10	Brandy Montgomery	g	4-12	1-2	2-4	2	3	5	3	11	0	0	0	1	35
23	Katie Frerking	g	8-10	3-5	3-6	0	3	3	2	22	3	4	2	4	35
33	Janiah McKay	g	1-3	0-1	-2	0	3	4	3	0	2	0	3	22	
03	Erica Sanders	g	1-1	0-0	1-2	0	1	1	4	3	0	1	0	1	11
23	Jessica Jones	g	0-3	0-0	0-0	1	2	3	0	0	1	0	1	1	11
35	Cabriana Capers	g	2-4	0-0	0-0	1	0	1	2	4	0	3	0	0	5
40	Khadly Dieng	g	0-2	0-0	3-4	2	1	3	3	3	4	1	1	0	20
	Team		0	6	6										
Totals			22-46	4-8	11-24	9	24	33	21	59	9	20	5	12	200

FG % 1st Half: 10-22 45.5% 2nd half: 12-24 50.0% Game: 22-46 47.8%
3FG % 1st Half: 2-3 66.7% 2nd half: 2-5 40.0% Game: 4-8 50.0%
FT % 1st Half: 1-4 25.0% 2nd half: 10-20 50.0% Game: 11-24 45.8%

Alabama 55 • 14-10; 3-8 SEC

		Total		3-Ptr		Rebounds					Other				
#	Player	FG	FTA	FG	FTA	Off	Def	TP	PF	A	T	Bk	S	Min	
13	Hopstetter, Nikki	f	3-4	0-0	1-2	1	2	3	4	7	0	3	1	0	32
11	Cook, Hannah	g	1-7	1-5	2-2	0	3	3	5	1	0	0	2	32	
15	Knight, Meeshont	g	4-10	1-4	7-10	0	2	2	0	16	0	7	1	4	34
22	Middlebrook, Karyia	g	0-10	0-3	4-7	2	7	9	3	4	2	2	1	3	38
23	Wade, Shaquira	g	6-13	1-3	1-1	4	1	5	2	14	0	3	0	1	32
01	Bolton, Quanetria	g	3-6	0-0	3-3	4	0	4	2	9	1	2	0	0	17
03	Carter, Khadijah	g	0-0	0-0	0-0	0	0	0	0	0	0	0	0	0	4
05	Hayden, Breanna	g	0-1	0-1	0-0	0	2	2	1	0	1	1	0	0	11
35	Martinez, Diamante	g	0-0	0-0	0-0	0									

Game 25: Feb. 11, 2016

Auburn 65, Mississippi 60

The Pavilion at Ole Miss Oxford, Miss.

Official Basketball Box Score -- Game Totals -- Final Statistics
Auburn vs Ole Miss
2/11/16 6:00 PM at Oxford, Miss./The Pavilion at Ole Miss

Auburn 65 • 17-8, 7-5 SEC

##	Player	Total	FG-FGA	FG-FGA	FT-FTA	Off Def Tot	PF	TP	A TO Bk Stl	Min
13	Katie Frerking	f	7-13	1-2	2-3	1 3 4	1	17	6 5 0 2	34
15	Jasmine Jones	f	2-6	0-0	0-2	0 2 2	4	4	0 0 0 1	24
11	Tra'Cee Tanner	f	7-7	0-0	5-8	2 7 9	1	19	1 3 1 0	31
10	Brandy Montgomery	g	3-8	1-1	1-2	0 4 4	0	8	1 4 0 1	36
33	Janiah McKay	g	4-6	1-1	3-4	0 4 4	2	12	1 3 0 0	24
03	Erica Sanders	g	1-2	0-0	3-4	1 2 3	4	5	4 1 0 0	19
21	Jessica Jones	g	0-0	0-0	0-2	1 1 2	0	0	0 0 1 0	10
35	Cabriana Capers	g	0-0	0-0	0-0	0 1 1	0	0	0 1 0 0	7
40	Khady Dieng	g	0-3	0-0	0-0	1 0 1	0	0	1 3 0 3	15
Team						1 3 4				
Totals			24-45	3-4	14-25	7 24 31	12	65	14 21 2 7	200

FG % 1st Half: 10-21 47.6% 2nd half: 14-24 58.3% Game: 24-45 53.3%
3FG % 1st Half: 1-1 100.0 2nd half: 3-3 66.7% Game: 3-4 75.0%
FT % 1st Half: 6-12 50.0% 2nd half: 8-13 61.5% Game: 14-25 56.0%

Ole Miss 60 • 10-14, 2-9 SEC

##	Player	Total	FG-FGA	FG-FGA	FT-FTA	Off Def Tot	PF	TP	A TO Bk Stl	Min
11	Joseph,Shequila	f	3-9	2-4	1-2	2 5 7	2	9	1 1 0 3	36
03	Hayes,A'Queen	g	8-11	1-2	0-0	2 1 3	5	17	4 4 0 0	35
20	Shirley,Erika	g	2-4	0-1	1-2	1 1 2	4	5	7 5 0 1	34
20	Muhammad,Madinah	g	4-13	3-9	0-1	1 2 4	11	3	2 0 0 0	27
23	Sessom,Shandricka	g	4-13	0-6	0-0	2 3 5	3	8	1 2 0 2	34
08	Golden,Kiera	g	0-3	0-0	0-0	0 2 2	0	0	0 1 0 0	5
24	Hart,Bretta	g	2-3	0-0	0-0	1 4 5	3	4	0 1 0 2	12
25	Alston,Alissa	g	0-0	0-0	0-0	0 0 0	2	0	0 1 0 0	7
40	Lewis,Torri	g	2-4	2-4	0-0	0 0 0	0	6	0 0 0 2	10
Totals			25-60	8-29	2-5	10 20 30	23	60	16 17 2 9	200

FG % 1st Half: 13-34 38.2% 2nd half: 12-26 46.2% Game: 25-60 41.7%
3FG % 1st Half: 4-17 23.5% 2nd half: 4-12 33.3% Game: 8-29 27.6%
FT % 1st Half: 0-0 0.0% 2nd half: 2-5 40.0% Game: 2-5 40.0%

Officials: Jesse Dickinson, Denise Brooks, Kevin Pethel

Technical fouls: Auburn-None. Ole Miss-None.

Attendance: 1335

Score by periods	1st	2nd	3rd	4th	Total
Auburn	16	20	18	20	65
Ole Miss	19	11	22	8	60

Last FG - AU 4th-02:06, OM 4th-01:49.

Largest lead - AU by 5 1st-07:58, OM by 12 3rd-05:43.

Points In Off 2nd Fast

Paint 26 15 7 6 5

OM 28 22 9 12 10

Score tied - 3 times.

Lead changed - 4 times.

Game 26: Feb. 14, 2016

Auburn 80, #16 Florida 58

Auburn Arena Auburn, Ala.

Official Basketball Box Score -- Game Totals -- Final Statistics
Florida vs Auburn
02/14/16 1:00 pm at Auburn Arena -- Auburn, Ala.

Florida 58 • 19-6, 7-5 SEC

##	Player	Total	FG-FGA	FG-FGA	FT-FTA	Off Def Tot	PF	TP	A TO Bk Stl	Min
01	Williams,Ronni	f	6-7	0-0	4-5	5 4 9	5	16	2 3 1 1	29
44	Lorenzen,Haley	f	4-7	0-0	0-0	1 2 3	3	8	0 4 2 0	21
04	Needles,Carlie	g	4-12	4-10	3-4	1 4 5	0	15	2 2 0 1	35
20	Westbrook,Simone	g	2-5	1-4	0-0	0 2 2	3	5	2 2 1 2	25
21	Christiakai,Eleanora	g	2-7	0-1	1-2	0 2 2	5	4	4 0 0 0	21
02	Young,Issis	g	4-7	0-0	0-0	1 1 2	1	10	0 0 0 3	3
03	Miller,January	g	0-6	0-2	0-0	1 1 2	2	0	1 1 0 0	12
11	Penderson,Dyandria	g	0-0	0-0	0-0	0 0 0	0	1	1 0 0 0	16
13	Peoples,Cassie	g	1-2	0-1	0-0	0 1 1	2	2	1 0 0 0	8
15	Dimitrie,Viktoria	g	0-0	0-0	0-0	0 0 0	0	0	0 0 0 0	4
23	Copeland,Brooke	g	0-1	0-1	0-0	0 1 1	0	0	0 0 0 0	2
24	Fleming,Tyshara	g	2-3	0-0	1-4	3 2 5	3	5	0 2 0 0	14
22	Batchelor,Carla	g	1-1	0-0	0-0	2 2 0	2	0	0 0 0 0	10
Team						2 1 3				
Totals			22-52	5-20	9-15	13 22 35	19	58	14 21 4 4	200

FG % 1st Half: 16-29 55.2% 2nd half: 6-23 26.1% Game: 22-52 42.3%
3FG % 1st Half: 4-11 36.4% 2nd half: 1-9 11.1% Game: 5-30 25.0%
FT % 1st Half: 7-11 63.6% 2nd half: 2-4 50.0% Game: 9-15 60.0%

Auburn 80 • 18-8, 8-5 SEC

##	Player	Total	FG-FGA	FG-FGA	FT-FTA	Off Def Tot	PF	TP	A TO Bk Stl	Min
15	Jasmine Jones	f	4-7	0-0	0-0	6 0 6	2	8	1 1 0 1	31
44	Tra'Cee Tanner	c	4-6	0-0	4-7	2 4 6	2	12	1 0 1 0	32
10	Brandy Montgomery	g	5-16	4-12	2-2	0 4 4	2	16	1 3 0 3	32
13	Katie Frerking	g	7-14	2-5	2-2	3 7 10	1	18	5 4 0 4	36
33	Janiah McKay	g	2-9	0-2	2-3	2 0 2	6	4	0 0 0 1	28
03	Erica Sanders	g	4-7	0-0	0-0	1 2 3	1	8	0 0 0 0	16
21	Jessica Jones	g	1-1	0-0	0-0	0 0 0	2	1	0 1 0 0	8
35	Cabriana Capers	g	0-0	0-0	0-0	0 1 1	0	2	1 0 0 0	5
40	Khady Dieng	g	4-6	1-2	1-1	0 0 0	3	10	2 1 0 2	12
Team						2 3				
Totals			31-66	7-21	11-15	15 20 35	14	80	17 10 2 12	200

FG % 1st Half: 17-34 50.0% 2nd half: 14-32 43.8% Game: 31-66 47.0%
3FG % 1st Half: 6-14 42.9% 2nd half: 1-7 14.3% Game: 7-21 33.3%
FT % 1st Half: 8-10 80.0% 2nd half: 3-5 60.0% Game: 11-15 73.3%

Officials: Felicia Grimmer, Metta Roberts, Lawson Newton

Technical fouls: Florida-None. Auburn-None.

Attendance: 2760

Score by periods	1st	2nd	3rd	4th	Total
Florida	17	26	5	10	58
Auburn	20	28	9	23	80

Last FG - UF 4th-03:07, AU 4th-00:27.

Largest lead - UF by 10 1st-05:39, AU by 22 4th-00:27.

Points In Off 2nd Fast

Paint 26 9 4 9

UF 28 9 4 8

AU 40 27 16 20

Score tied - 5 times.

Lead changed - 19 times.

Game 27: Feb. 21, 2016

Missouri 69, Auburn 55

Auburn Arena Auburn, Ala.

Official Basketball Box Score -- Game Totals -- Final Statistics
Missouri vs Auburn
02/21/16 2:00 p.m. at Auburn Arena -- Auburn, Ala.

Missouri 69 • 21-6, 8-6 SEC

##	Player	Total	FG-FGA	FG-FGA	FT-FTA	Off Def Tot	PF	TP	A TO Bk Stl	Min
22	FRERICHS, Jordan	f	8-12	0-0	2-2	3 5 8	2	18	6 4 0 0	32
02	STOCK, Morgan	g	5-9	4-8	0-0	0 2 2	3	14	1 2 1 0	36
03	CUNNINGHAM, Sophie	g	6-9	2-2	10-12	1 9 10	4	24	0 4 1 1	34
11	CUNNINGHAM, Lindsey	g	1-3	1-1	2-2	0 3 3	0	5	5 5 0 3	37
21	PORTER, Cierra	g	0-2	0-0	0-0	2 1 3	0	4	0 3 0 0	12
01	DOTY, Lianna	g	0-0	0-0	0-0	0 1 1	0	1	0 0 0 0	4
04	PORTER, Bri	g	0-0	0-0	0-0	0 0 0	0	0	0 2 0 0	3
10	STOCK, Maddle	g	1-4	1-4	0-0	0 3 3	4	3	0 0 1 0	20
12	HUDYN, Michelle	g	1-1	0-0	0-0	0 0 0	1	1	2 0 0 0	4
20	MCDOWELL, Kayla	g	1-2	0-0	0-0	0 1 1	2	2	0 2 0 1	7
23	ROBINSON, Juanita	g	0-1	0-1	0-0	0 1 1	0	1	3 0 0 0	10
24	MICHAELIS, Sierra	g	0-1	0-1	0-0	0 0 0	1	0	0 0 0 0	1
Team						0 2 2				
Totals			23-44	8-17	15-18	6 29 35	23	69	16 22 3 5	200

FG % 1st Half: 13-22 59.1% 2nd half: 10-22 45.5% Game: 23-44 52.3%

3FG % 1st Half: 6-12 50.0% 2nd half: 2-5 40.0% Game: 8-17 47.1%

FT % 1st Half: 4-6 66.7% 2nd half: 11-12 91.7% Game: 15-18 83.3%

Auburn 55 • 18-9, 8-6 SEC

##	Player	Total	FG-FGA	FG-FGA	FT-FTA	Off Def Tot	PF	TP	A TO Bk Stl	Min
15	Jasmine Jones	f	1-5	0-0	1-4	0 2 2	3	3	0 3 0 0	22
44	Tra'Cee Tanner	c	1-3	0-0	1-1	3 2 5	4	3	0 1 0 1	22
10	Brandy Montgomery	g	0-9	0-2	0-0	0 3 3	1	0	0 1 0 0	21
13	Katie Frerking	g	3-8	0-1	1-2	0 0 0	7	2	0 0 1 1	24
33	Janiah McKay	g	3-10	0-3	6-6	0 1 1	11	2	4 2 0 0	31
03	Erica Sanders	g	4-11	0-0	0-0	1 5 6	4	8	0 1 0 1	28
23	Jessica Jones	g	2-2	0-0	1-1	3 0 3	1	5	0 1 0 1	14
35	Cabriana Capers	g	3-5	0-0	4-5	5 1 6	4	10	0 1 0 1	20
40	Khady Dieng	g	2-7	0-3	3-4	0 1 1	1	7	0 1 0 2	18
Team						19-60				
Totals			19-60	0-9	17-23	14 15 29	20	55	6 11 0 7	200

FG % 1st Half: 11-30 36.7% 2nd half: 8-30 26.7% Game: 19-60 31.7%

3FG % 1st Half: 0-4 0.0% 2nd half: 0-5 0.0% Game: 0-9 0.0%

FT % 1st Half: 5-5 100.0 2nd half: 12-18 66.7% Game: 17-23 73.9%

Officials: Roy Gulbray, Kelly Johnson, Luis Gonzalez

Technical fouls: Missouri-None. Auburn-None.

Attendance: 2522

Score by periods	1st	2nd	3rd	4th	Total
Missouri	16	20	20	13	69
Auburn	12	15	12	16	55

Last FG - MUW 4th-03:59, AU 4th-02:24.

Largest lead - MUW by 21 4th-02:57, AU None.

Points In Off 2nd Fast

Paint 26 9 5 2 8

MUW 24 22 15 10 30

AU 24 22 15 10 30

Score tied - 0 times.

Lead changed - 0 times.

OXFORD, Miss. -- Auburn rallied from a 12-point second half deficit to earn its fourth-straight win, defeating Ole Miss 65-60 Thursday night in SEC women's basketball action at the new Pavilion at Ole Miss.

Senior Tra'Cee Tanner led three Tigers in double figures with 19 points, nine rebounds and had a key blocked shot in the closing seconds as Auburn (17-8, 7-5 SEC) outscored the Rebels 20-8 in the fourth quarter to pick up its third road win in SEC play.

Ole Miss (10-14, 2-9 SEC) pushed ahead to a 12-point lead in the third quarter on the strength of a 9-for-14 (64.3%) shooting percentage in the third quarter that included four 3-pointers. Auburn closed it to a seven-point game at 52-45 at the end of the third quarter, then opened the fourth on a 7-0 run, tying the game on a Brandy Montgomery 3-pointer with 8:15 to play.

After the teams traded baskets over the next three minutes, Tanner converted a three-point play and then hit another layup to give Auburn a 57-55 lead - its first since the 3:28 mark of the first quarter - with 6:38 to play. The Tigers would never trail again.

Ole Miss cut the lead to one on a Bretta Hart layup with 1:49 left, but Katie Frerking converted two free throws with 22 seconds to play to make it 63-60. Tanner came up with a huge block on the Rebels' final possession, and then she hit two free throws with less than a second remaining to secure the final margin.

Auburn shot 53.3 percent for the game, its best in SEC play and second-best overall this season, including a 58.3-percent mark in the second half. The Tigers attempted just four 3-pointers in the game but connected on three of them.

The Tigers overcame 21 turnovers - 13 of them in the first half - and poor free-throw shooting early to pick up their first win in Oxford since 2012.

Frerking finished with 17 points, including two crucial free throws in the closing seconds of the fourth quarter that pushed Auburn's lead to three points, and a game-high six assists. Freshman Janiah McKay added 12 points, and Brandy Montgomery finished with eight.

Game 28: Feb. 25, 2016
#11 Texas A&M 57, Auburn 49
Auburn Arena
Auburn, Ala.

Game 29: Feb. 28, 2016
Florida 56, Auburn 49
Stephen C. O'Connell Center
Gainesville, Fla.

Game 30: March 3, 2016
Auburn 47, Missouri 45
Veterans Memorial Arena
Jacksonville, Fla.
SEC Tournament Second Round

Official Basketball Box Score -- Game Totals -- Final Statistics
 Texas A&M vs Auburn
 02/25/16 6:30 p.m. at Auburn Arena -- Auburn, Ala.

Texas A&M 57 • 21-7, 11-4 SEC												
#	Player	Total	3-Pr	Rebounds	FT	FTA	Off	Def	Totl	PF	TP	A To Blk Stl
01	Williams, Courtney	f	2-8	0-0	3-4	3	3	6	3	7	5	4 0 0 33
00	Hillsman,Khaaila	c	8-11	0-0	0-0	4	3	7	3	16	0	0 1 1 31
12	Williams, Danni	g	4-4	0-3	0-0	0	1	1	0	0	0	0 0 1 11
24	Jones, Jordan	g	1-3	0-2	4-4	1	3	4	3	6	7	4 1 3 40
33	Walker, Courtney	g	7-13	0-1	2-2	1	5	6	2	16	1	5 1 0 37
03	Cooper, Taylor		0-0	0-0	1-2	0	1	1	0	1	1	0 0 0 7
05	Howard, Anriel		1-2	0-0	0-2	0	4	2	2	1	1	0 1 1 11
13	Jennings, Chelsea		2-7	0-0	0-1	0	4	4	0	4	1	2 0 2 20
21	Lumpkin, Jasmine		1-1	0-0	1-2	0	2	2	1	3	0	0 0 0 4
23	Mitchell, Rachel		1-1	0-0	0-0	1	0	1	2	2	0	2 2 0 6
Team						0						
Totals		23-50	0-6	11-17	10	30	40	16	57	16	20	5 7 200
FG % 1st Half: 11-27 40.7% 2nd half: 12-23 52.2% Game: 23-50 46.0% Deadball Rebounds 5												
3FG % 1st Half: 0-5 0.0% 2nd half: 0-1 0.0% Game: 0-6 0.0%												
FT % 1st Half: 1-4 25.0% 2nd half: 11-17 64.7% Game: 11-17 64.7%												

Auburn 49 • 18-10, 8-7 SEC												
#	Player	Total	3-Pr	Rebounds	FT	FTA	Off	Def	Totl	PF	TP	A To Blk Stl
11	Jasmine Jones	f	4-6	0-0	1-3	3	3	6	2	9	0	2 1 0 24
44	Tra'Cee Tanner	c	4-8	0-0	0-1	4	3	7	4	8	3	0 1 1 27
10	Brandy Montgomery	g	6-17	1-7	0-0	0	4	4	2	13	1	5 0 2 39
13	Katie Frerking	g	3-13	0-3	0-2	2	1	3	3	6	3	4 0 5 34
33	Janiah McKay	g	3-11	0-3	0-0	0	0	0	4	6	4	4 0 2 30
03	Erica Sanders		1-5	0-0	0-0	1	1	2	2	0	0	0 0 0 17
12	Jonika Garvin		0-0	0-0	0-0	0	0	0	0	0	0	0 0 0 0
23	Jessica Jones		1-1	0-0	1-2	2	1	3	0	3	0	0 0 0 13
35	Cabriana Capers		0-1	0-0	0-0	2	2	0	0	0	0	0 0 0 6
40	Khady Dieng		0-2	0-0	2-2	0	2	2	1	2	1	1 0 0 10
Team						3	1	4				
Totals		22-64	1-13	4-10	17	16	33	18	49	12	17	1 10 200
FG % 1st Half: 11-37 29.7% 2nd half: 11-27 40.7% Game: 22-64 34.4% Deadball Rebounds 1.2												
3FG % 1st Half: 1-9 11.1% 2nd half: 0-4 0.0% Game: 1-13 7.7%												
FT % 1st Half: 4-10 40.0% 2nd half: 0-0 0.0% Game: 4-10 40.0%												

Officials: Cameron Inouye, Eric Brevator, Michael McConnell
 Technical fouls: Texas A&M-None. Auburn-None.
 Attendance: 3651

Score by periods	1st	2nd	3rd	4th	Total
Texas A&M	6	17	20	14	57
Auburn	13	14	14	8	49

Last FG - TAMU 4th-04:38, AU 4th-02:00.
 Largest lead - TAMU by 8 4th-00:11, AU by 8 2nd-03:35.

AUBURN -- Auburn fought to the last minute with No. 11 Texas A&M but came up just short in a 57-49 loss Thursday night at Auburn Arena.

In a game that featured eight ties and six lead changes, mostly in the third quarter, the Tigers (18-10, 8-7 SEC) went cold in the final minutes while Texas A&M (21-7, 11-4) knocked down their free throws in the fourth quarter to pull away for the eight-point win.

A season-high crowd of 3,651 was on hand for the regular-season finale at Auburn Arena, the fifth-largest women's crowd since the arena opened in 2010.

Auburn led by as many as eight in the second quarter, but saw that lead shrink to four at the half as the Aggies made two late buckets to make it 27-23. After the teams traded blows throughout most of the third quarter, A&M tied it up at 37-all with 3:03 to play. The score was still tied at 41-41 in the final seconds, but A&M's Jordan Jones drove the length of the floor after a blocked shot at the other end to give the Aggies a 43-41 lead at the third-quarter buzzer.

The Tigers pulled back ahead early in the fourth quarter at 45-43, but were able to score just four points the rest of the way while turning the ball over six times in the final 10 minutes. Texas A&M made just three field goals in the final quarter but was 8-of-10 at the free-throw line to clinch the victory.

Brandy Montgomery led the Tigers with 13 points while Jasmine Jones added nine and Tra'Cee Tanner had six. Tanner was the Tigers' leading rebounder with seven, and Katie Frerking finished with six points, five steals, three assists and three rebounds.

Auburn shot 34.4 percent for the game and was just 1-of-13 from 3-point range. The Tigers did not attempt a free throw in the second half after making 4-of-10 attempts in the first. Texas A&M shot 46.0 percent, including a 60-percent third quarter, and was 11-of-17 at the free-throw line.

The Tigers forced A&M into 20 turnovers, turning those into 14 points. Texas A&M scored the majority of its points in the paint with 32.

Official Basketball Box Score -- Final Statistics
 Auburn vs Florida
 02/28/16 2 pm ET at Gainesville, FL • O'Connell Center

Auburn 49 • 18-11, 8-8 SEC												
#	Player	Total	3-Pr	Rebounds	FT	FTA	Off	Def	Totl	PF	TP	A To Blk Stl
13	Katie Frerking	f	8-14	2-5	0-2	0	1	1	4	18	0	1 1 2 38
11	Jasmine Jones	f	0-0	0-0	0-0	0	1	1	4	0	2	5 0 0 24
44	Tra'Cee Tanner	c	5-7	0-0	0-2	2	5	7	4	10	2	2 2 3 28
10	Brandy Montgomery	g	2-11	0-3	1-2	0	2	3	5	2	0	0 0 2 38
33	Janiah McKay	g	2-6	1-2	4-8	0	2	2	5	9	3	5 0 2 24
03	Erica Sanders		0-2	0-0	0-0	2	0	2	0	0	1	0 0 0 6
23	Jessica Jones		3-4	0-0	1-2	2	1	3	7	1	1	0 0 12
35	Cabriana Capers		0-1	0-0	0-0	1	1	2	1	0	2	3 0 0 10
40	Khady Dieng		0-3	0-2	0-0	0	3	3	0	1	7	0 2 0 20
Team						0						
Totals		20-51	3-12	6-16	13	19	32	27	49	13	26	3 11 200
FG % 1st Half: 11-25 44.0% 2nd half: 9-26 34.6% Game: 20-51 39.2% Deadball Rebounds 4												
3FG % 1st Half: 2-4 50.0% 2nd half: 1-8 12.5% Game: 3-12 25.0%												
FT % 1st Half: 2-8 25.0% 2nd half: 4-8 50.0% Game: 6-16 37.5%												

Florida 56 • 22-7, 10-6 SEC

#	Player	Total	3-Pr	Rebounds	FT	FTA	Off	Def	Totl	PF	TP	A To Blk Stl
01	Williams, Ronni	f	2-5	0-0	4-7	3	10	13	2	8	1	7 1 0 30
21	Christina,Eleanora	f	0-7	0-3	2-3	2	0	2	0	2	2	5 0 0 23
44	Lorenzen,Haley	f	3-3	0-0	4-4	3	2	5	10	1	2	3 1 29
03	Miller,January	g	4-9	0-1	3-4	6	2	8	4	1	1	2 0 1 17
20	Westbrook, Simone	g	2-9	1-4	3-3	2	1	3	1	8	0	5 0 5 27
02	Young,Isis		0-0	0-0	1-2	0	0	0	1	0	0	0 0 0 5
11	Anderson,Dyandra		1-4	0-2	0-0	1	2	3	2	0	0	2 3 19
13	Peoples,Cassie		1-8	1-7	8-8	1	1	2	0	11	1	3 0 1 28
15	Dimaite,Viktorija		0-0	0-0	0-0	0	0	0	0	0	0	0 0 0 0
23	Copeland,Brooke		0-1	0-0	0-0	0	0	0	0	0	0	0 0 0 1
24	Fleming,Tyshara		0-2	0-0	0-0	2	2	2	0	0	0	2 1 9
32	Batchelor,Carla		0-3	0-0	3-4	0	2	0	1	3	0	4 0 0 12
Team						3	2	5				
Totals		13-51	2-18	28-35	23	22	45	15	56	6	28	8 14 200
FG % 1st Half: 7-28 25.0% 2nd half: 6-23 26.1% Game: 13-51 25.5% Deadball Rebounds 3												
3FG % 1st Half: 1-9 11.1% 2nd half: 1-9 11.1% Game: 2-18 11.1%												
FT % 1st Half: 9-12 75.0% 2nd half: 19-23 82.6% Game: 28-35 80.0%												

Officials: Bill Larence, Bev Roberts, Bob Trammell
 Technical fouls: Auburn-None. Florida-None.
 Attendance: 4019

AU#33 J.McKay fouls out at 0-41:24)

Score by periods	1st	2nd	3rd	4th	Total
Auburn	10	16	12	11	49
Florida	16	8	12	20	56

Last FG - AU 4th-00:32, UF 4th-05:00.
 Largest lead - AU by 5 2nd-02:17, UF by 7 4th-00:03.

GAINESVILLE, Fla. -- Katie Frerking scored a game-high 18 points, but Florida took advantage of numerous opportunities at the free-throw line late to earn a 56-49 win over the Tigers Sunday at the O'Connell Center.

The Tigers (18-11, 8-8) converted just 6-of-16 chances at the free-throw line while Florida (22-7, 10-6) knocked down 28-of-35, including a 15-for-17 mark in the fourth quarter, to send Auburn to its third-straight loss.

Auburn will be the No. 9 seed in the SEC Tournament and will face eighth-seeded Missouri at 11 a.m. CT Thursday in Jacksonville, Fla.

The Tigers forced Florida into 28 turnovers but committed 26 of their own. It was the first time this season for Auburn to lose when forcing 25+ opponent turnovers. Florida also controlled the boards, pulling down 45 rebounds to Auburn's 32. The Gators had 23 offensive rebound in the game, converting those into 24 second-chance points.

Frerking led all scorers with 18 points on 8-of-14 shooting. Tra'Cee Tanner added 10 and a team-best seven rebounds, and freshman Janiah McKay scored nine points in returning to her hometown for the first time.

Florida shot just 25.5 percent from the field and made just six field goals in the second half, while Auburn had a 39.2-percent shooting day.

Auburn led throughout the second half - including a 43-38 lead in the fourth quarter - until the Gators tied the game at 43-43 on a three-point play with exactly 5:00 to play. The Gators' final 13 points would come at the free-throw line as Auburn committed five turnovers while taking just five shots over the final five minutes.

Auburn ended the first quarter on a four-minute scoring drought as the Gators took a 16-10 lead through 10 minutes. But Auburn opened the second period on an 11-4 run, leading by as many as five points before Florida closed the gap to 26-24 at the half. The teams combined for 33 turnovers in the opening half - 18 by Florida, 15 by Auburn - and the Gators kept it close thanks to 16 second-chance points on 14 offensive rebounds. The Tigers also struggled at the free-throw line, hitting just 2-of-8 attempts in the half.

Official Basketball Box Score -- Game Totals -- Final Statistics
 Auburn vs Missouri
 03/03/16 12:03 pm at VETERANS MEMORIAL ARENA-JACKSONVILLE, FL

Auburn 47 • 19-11												
#	Player	Total	3-PT	Rebounds	FT	FTA	Off	Def	PF	TP	A To Blk	Stl
13	Katie Frerking	f	3-7	0-2	0-0	0	8	8	1	6	2	0 2 1 39
11	Jasmine Jones	f	5-6	0-0	0-3	1	0	1	2	10	0	1 0 3 29
22	FRERKINS, Jordan	f	3-5	0-0	2-3	1	4	5	4	8	1	3 1 1 20
10	Brandy Montgomery	g	4-15	1-3	0-0	1	3	4	1	9	0	2 0 3 33
33	Janiah McKay	g	3-10	0-0	2-3	0	2	2	1	8	4	3 0 0 25
03	Erica Sanders		0-0	0-0	0-0	0	1	1	0	1	1	0 0 1 14
23	Jessica Jones		0-1	0-0	1-1	0	1	4	0	1	0	1 0 1 15
35	Cabriana Capers		0-0	0-0	0-0	0	0	1	0	1	0	0 0 1 6
40	Khady Dieng		2-5	0-0	4-4	3	1	4	3	8	2	1 0 3 19
Team						1						
Totals		20-48	1-5	6-10	7	18	25	18	47	12	10	3 14 200
FG % 1st half: 13-29 44.8% 2nd half: 7-19 36.8% Game: 20-48 41.7%		Deseal 19.0										
3FG % 1st half: 1-3 33.3% 2nd half: 0-2 0.0%		Deseal 19.0										
FT % 1st half: 2-3 66.7% 2nd half: 4-4 100.0%		Deseal 19.0										

Game 31: March 4, 2016
#3/2 South Carolina 58, Auburn 49
Veterans Memorial Arena
Jacksonville, Fla.
SEC Tournament Quarterfinals

Official Basketball Box Score -- Game Totals -- Final Statistics
Auburn vs South Carolina
03/04/16 12:03 pm at VETERANS MEMORIAL ARENA-JACKSONVILLE, FL

Auburn 48 • 19-12															
#	Player	Total		3-PT		Rebounds			PF		A		TO		
		FG	FGA	FT	FTA	Off	Def	Total						Min	
13	Katie Frerking	f	2-11	0-6	0-0	3	3	6	4	4	2	1	0	0	27
15	Jazmine Jones	f	1-1	0-0	0-0	0	1	1	4	2	0	1	0	0	17
44	Tra'Cee Tanner	c	3-7	0-0	4-6	2	4	6	4	10	1	1	2	0	23
18	Brandy Montgomery	g	8-19	1-4	1-1	0	6	6	2	18	6	0	0	0	34
33	Janiah McKay	g	4-9	2-3	0-0	0	3	3	2	10	1	2	0	0	27
03	Erica Sanders		1-3	0-0	0-0	2	0	2	3	2	1	2	0	2	25
23	Jessica Jones		0-2	0-0	0-0	1	3	4	3	0	0	0	2	0	16
35	Cabriana Capers		1-1	0-0	0-2	1	0	1	1	2	2	0	1	1	17
40	Khady Dieng		0-3	0-0	0-0	0	1	1	1	0	0	2	0	1	14
Team						4		1							
Totals		20-56		3-13		5-9		13	22		35		24		48
												9		15	
												5		4	



ACADEMICS

- » In the 2014-15 academic year, 108 student-athletes graduated from Auburn University.
- » A record 346 student-athletes received the Top Tiger Award in 2014-15 with a GPA of 3.0.
- » During the 2014-2015 academic year, more than 200 Auburn University student-athletes were honored as members of the All-SEC Academic Honor Roll.
- » All 12 players on the 2014-15 Auburn volleyball roster were named to the SEC Academic Honor Roll.
- » Junior volleyball player Stephanie Campbell was named an Academic All-District selection by the College Sports Information Directors of America.
- » During Autumn of 2014, Auburn swimmer Tofey Leon was selected as a Rhodes Scholarship Finalist. Former Auburn University football player Partick Young was a nominee for the Rhodes Scholarship while former Auburn University football player Ashton Richardson was selected as one of 40 Marshall Scholarship recipients.

FINANCIALS

- » In the last 23 years, the Athletics Department budget has grown from \$21 million to \$128.7 million.
- » In back-to-back years, the Auburn football program had its highest sale of season tickets in school history in 2014 and 2015. In 2015, Auburn sold out of season tickets on June 8, two months earlier than in 2014.
- » Men's basketball season ticket sales increased 122.8% for the 2014-15, selling out premium seating for the first time in the history of Auburn Arena. TUF sales are up 75% year-to-date in 2015-16.
- » Baseball season ticket sales increased 23.4% in 2015.

FACILITIES

- » During 2014, Auburn Athletics funded more than \$7.5 million in facility improvements.
- » Installed prior to the 2015 season, Jordan-Hare Stadium boasts the nation's largest video board, which is 57 feet tall by 190 feet wide.
- » Opened in August 2014, the state-of-the-art Auburn Wellness Kitchen provides student-athletes, students and the general population a dining facility that has six action stations and accommodates those with special dietary needs.
- » The 2014-15 academic year witnessed the launch of the SEC Network which saw major infrastructure work completed necessary to support the SEC Network and War Eagle Productions.

GAME DAY

- » Auburn's game day experience named by outside parties as offering the best tailgating and the best traditions.
- » Per a survey done by the SEC, in which they measured 60 attributes related to the overall game day experience, Auburn scored better than the SEC average on 56 of the 60 measured attributes. Two of the below average rated attributes related to food & beverage prices, for which we in response reduced the price of water and hot dogs to very positive response from our fans.
- » Over 96% of Auburn's donors and fans indicate that the frequency of communication, the transparency of communication, and the content of communication from Auburn Athletics meets or exceeds their needs.

WINNING

- » Auburn has finished in the top 10 percent of the NACDA Director's Cup for 10 consecutive years.
- » Auburn has won 13 national titles since 2004, which is third-most in the SEC. National Champion teams include Football, Men's Swimming and Diving, Women's Swimming and Diving, Equestrian, and Women's Outdoor Track and Field.
- » Auburn has won 20 SEC titles in the past 10 years, tied for fourth-most in the conference.
- » Sixteen of Auburn's 21 sports participated in postseason competition in 2014-15, with four programs achieving Top 10 finishes nationally.
- » The Auburn football team has won a National Championship and two Southeastern Conference Championships in the last five years, and played for the national title for the second time in four years in 2013.
- » No school has won more SEC Football Championships in the last 10 years than Auburn.
- » The Auburn softball team had its best season in school history, advancing to its' first-ever Women's College World Series, where it advanced to the semifinals.
- » Gymnastics advanced to the NCAA Super Six for the first time in 22 years and second time in school history in 2015, finishing sixth while breaking 52 program records.
- » Men's Swimming & Diving team has recorded 23 consecutive top-10 NCAA finish and has won 18 of the last 22 SEC Championships (including 16 consecutive titles from 1997-2012).
- » Women's Golf has won three SEC titles in the last seven years, five in the last 11 years, and seven in the last 16.



Bria Johnson
Sophomore • G • 5-8
Baton Rouge, La.
Episcopal



Erica Sanders
Freshman • G • 5-10
San Antonio, Texas
Johnson



Brandy Montgomery
Junior • G • 5-10
Port St. Lucie, Fla.
Lincoln Park Academy



Katie Frerking
Junior • G/F • 6-1
Johns Creek, Ga.
Wesleyan School



Tiffany Lewis
Junior • G • 5-8
Chattanooga, Tenn.
Clemson



Jazmine Jones
Sophomore • F • 6-2
Winston-Salem, N.C.
West Forsyth



Sira Toure
Sophomore • G • 5-9
Kennewick, Wash.
Weber State



Jessica Jones
Sophomore • F • 6-2
Winston-Salem, N.C.
West Forsyth



Janiah McKay
Freshman • G • 5-6
Gainesville, Fla.
Gainesville



Cabriana Capers
Senior • F • 6-1
Bolingbrook, Ill.
Bolingbrook



Khady Dieng
Junior • G • 5-10
Dakar, Senegal
Gatewood (Ga.) School



Tra'Cee Tanner
Senior • C • 6-3
Birmingham, Ala.
Hoover



Terri Williams-Flournoy
Head Coach
Penn State (1991)
70-60 at Auburn (4th season)
213-164 Overall (12th season)



Ty Evans
Assistant Coach
Wisconsin-Whitewater
(1995)



Adrian Walters
Assistant Coach
St. Francis (Pa.) (1987)
Fourth Season

Auburn NCAA Tournament History

Appearances

19

All-Time Record

29-18 (.617)

Best Finish

NCAA Runner-Up - 1988, 1989, 1990

1982 - East Regional

lost to Cheyney State (Cheyney, Pa.).....64-75

1983 - Midwest Regional

defeated Missouri (Auburn, Ala.)..... 89-76

lost to Louisiana Tech (Ruston, La.).....54-81

1985 - Midwest Regional

defeated Memphis State (Auburn, Ala.)..... 82-64

lost to Northeast Louisiana (Monroe, La.)71-76

1986 - Midwest Regional

defeated Southern Illinois (Auburn, Ala.) 61-39

lost to Ole Miss (Austin, Texas) 55-56 (OT)

1987 - Mideast Regional

defeated Illinois (Auburn, Ala.) 92-58

defeated Old Dominion (Knoxville, Tenn.)77-61

lost to Tennessee (Knoxville, Tenn.).....61-77

1988 - Mideast Regional

defeated Penn State (Auburn, Ala.) 94-66

defeated Georgia (Athens, Ga.)..... 68-65

defeated Maryland (Athens, Ga.).....103-74

Final Four

defeated Long Beach State (Tacoma, Wash.) 68-55

lost to Louisiana Tech (Tacoma, Wash.) 54-56

1989 - Mideast Regional

defeated Temple (Auburn, Ala.) 88-54

defeated Clemson (Auburn, Ala.) 71-60

defeated Mississippi (Auburn, Ala.)77-51

Final Four

defeated Louisiana Tech (Tacoma, Wash.)76-71

lost to Tennessee (Tacoma, Wash.) 60-76

1990 - Mideast Regional

defeated Tennessee Tech (Auburn, Ala.).....73-54

defeated Vanderbilt (Iowa City, Iowa) 89-67

defeated Washington (Iowa City, Iowa) 76-50

Final Four

defeated Louisiana Tech (Knoxville, Tenn.)81-69

lost to Stanford (Knoxville, Tenn.)81-88

1991 - Mideast Regional

defeated Holy Cross (Auburn, Ala.).....84-58

defeated Vanderbilt (Knoxville, Tenn.)..... 58-45

lost to Tennessee (Knoxville, Tenn.)..... 65-69

1992 - Mideast Regional

defeated Louisville (Auburn, Ala.) 66-61

lost to Iowa (Iowa City, Iowa) 50-63

1994 - East Regional

defeated Virginia Tech (Blacksburg, Va.).....60-51

lost to Connecticut (Storrs, Ct.)..... 59-81

1996 - West Regional

defeated Hawaii (Boulder, Colo.)73-53

defeated Colorado (Boulder, Colo.)68-61 (OT)

defeated Penn State (Seattle, Wash.)75-69

lost to Stanford (Seattle, Wash.).....57-71

1997 - Mideast Regional

defeated Louisville (Ruston, La.) 68-65

lost to Louisiana Tech (Ruston, La.) 48-74

1999 - East Regional

defeated Texas (Blacksburg, Va.) 69-61

lost to Virginia Tech (Blacksburg, Va.) 61-76

2000 - Midwest Regional

defeated Southwest Mo. St. (State College, Pa.) ..78-74

lost to Penn State (State College, Pa.)69-75

2004 - East Regional

defeated N.C. State (Bridgeport, Conn.)79-59

lost to Connecticut (Bridgeport, Conn.)79-53

2008 - West Regional

lost to George Washington (Palo Alto, Calif.) 56-66

2009 - Oklahoma City Regional

defeated Lehigh (Piscataway, N.J.) 85-49

lost to Rutgers (Piscataway, N.J.) 52-80

2015 - Dallas Regional

vs. St. John's (Waco, Texas)..... TBA

Auburn Regional Breakdown at the NCAA Tournament

1st/2nd Rounds.....	22-12
Regional Semifinals.....	4-2
Regional Finals.....	3-1
Final Four.....	0-3
Total.....	29-17

Regional Records

East.....	3-4
Mideast.....	18-7
Midwest.....	5-5
West	3-2

East Region

1982.....	0-1
1994.....	1-1
1999.....	1-1
2004.....	1-1
Total.....	3-4

Mideast Region

1987.....	2-1
1988	4-1
1989.....	4-1
1990.....	4-1
1991.....	2-1
1992.....	1-1
1997	1-1
Total.....	18-7

Midwest Region

1983.....	1-1
1985.....	1-1
1986.....	1-1
2000.....	1-1
2009.....	1-1
Total.....	5-5

West Region

1996.....	3-1
2008.....	0-1
Total.....	3-2

Auburn NCAA Tournament History

NCAA Tournament Results by Round

Final Four (3-3)

1990	lost to Stanford (Championship)	81-88
	defeated Louisiana Tech (Semifinals)	81-69
1989	lost to Tennessee (Championship)	60-76
	defeated Louisiana Tech (Semifinals)	76-71
1988	lost to Louisiana Tech (Championship)	54-56
	defeated Long Beach State (Semifinals)	68-55

Mideast Regional (8-3)

1993	lost to Iowa (Semifinals)	50-63
1991	lost to Tennessee (Finals)	65-69
	defeated Vanderbilt (Semifinals)	58-45
1990	defeated Washington (Finals)	76-50
	defeated Vanderbilt (Semifinals)	89-67
1989	defeated Mississippi (Finals)	77-51
	defeated Clemson (Semifinals)	71-60
1988	defeated Maryland (Finals)	103-74
	defeated Georgia (Semifinals)	68-65
1987	lost to Tennessee (Finals)	61-77
	defeated Old Dominion (Semifinals)	77-61

Midwest Regional (0-3)

1986	lost to Mississippi (Semifinals)	55-56 (OT)
1985	lost to Northeast Louisiana (Semifinals)	71-76
1983	lost to Louisiana Tech (Semifinals)	54-81

West Regional (1-1)

1995	lost to Stanford (Finals)	57-71
	defeated Penn State (Semifinals)	75-69

NCAA Second Round (8-5)

2009	lost to Rutgers	52-80
2004	lost to Connecticut	53-79
2000	lost to Penn State	69-75
1999	lost to Virginia Tech	61-76
1997	lost to Louisiana Tech	48-74
1995	defeated Colorado	68-61 (OT)
1994	lost to Connecticut	59-81
1993	defeated Louisville	66-61
1991	defeated Holy Cross	84-58
1990	defeated Tennessee Tech	73-54
1989	defeated Temple	88-54
1988	defeated Penn State	94-66
1987	defeated Illinois	92-58
1986	defeated Southern Illinois	61-39

NCAA First Round (8-2)

2009	defeated Lehigh	85-49
2008	lost to George Washington	56-66
2004	defeated N.C. State	79-59
2000	defeated Southwest Missouri State	78-74
1999	defeated Texas	69-61
1997	defeated Louisville	68-65
1995	defeated Hawaii	73-53
1994	defeated Virginia Tech	60-51
1985	defeated Memphis State	82-64
1983	defeated Missouri	89-76
1982	lost to Cheyney State	64-75

Individual Game Records

Points - Auburn

Vickie Orr	27	vs. Temple	FR	03/19/89
Laticia Morris	27	vs. Penn State	WS	03/23/96
DeWanna Bonner	26	vs. Lehigh	FR	03/21/09
Natasha Brackett	26	vs. N.C. State	FR	03/21/04
Tiffany Krantz	24	vs. Louisville	FR	03/14/97
Danielle Coleman	24	vs. Virginia Tech	FR	03/16/94
Carolyn Jones	24	vs. Stanford	NC	04/01/90
Carolyn Jones	23	vs. Vanderbilt	MES	03/22/90
Mae Ola Bolton	23	vs. Georgia	MES	03/24/88
Lori Nero	23	vs. SW Missouri St.	FR	03/17/00

Rebounds - Auburn

Sharon Stewart	18	vs. Penn State	FR	03/20/88
Vickie Orr	16	vs. Temple	FR	03/19/89
Mae Ola Bolton	14	vs. Old Dominion	MES	03/19/87
Monique Morehouse	12	vs. Hawaii	FR	03/15/96
Danielle Coleman	12	vs. Virginia Tech	FR	02/16/94
Lauretta Freeman	12	vs. Louisville	FR	03/21/93
Vickie Orr	12	vs. Clemson	MES	03/23/89
Sharon Stewart	12	vs. Maryland	MEC	03/26/88
Becky Jackson	12	vs. Cheyney State	FR	03/13/82

Points - Opponents

Bridgette Gordon	33	Tennessee	MEC	03/21/87
Venus Lacy	30	Louisiana Tech	NS	03/31/89
Jackie Stiles	30	SW Missouri State	FR	03/17/00
Epiphanny Prince	27	Rutgers	SR	3/23/09
Bridgette Gordon	27	Tennessee	NC	04/02/89
Tamicha Jackson	26	Louisiana Tech	SR	03/16/97
Venus Lacy	26	Louisiana Tech	NS	03/30/90

Rebounds - Opponents

Daedra Charles	16	Tennessee	MEC	03/23/91
Venus Lacy	15	Louisiana Tech	NS	03/30/90
Andrea Garner	14	Penn State	SR	03/19/00
Jessica Adair	13	George Washington	FR	03/22/08
Venus Lacy	13	Louisiana Tech	NS	03/31/89
Erin Scholz	13	Colorado	SR	03/17/96
Sheila Frost	12	Tennessee	NC	04/02/89

Tournament Key

FR	First Round
SR	Second Round
MES	Mideast Semifinals
MEC	Mideast Championship
MWS	Midwest Semifinals
MWC	Midwest Championship
WS	West Semifinals
WC	West Championship
NS	National Semifinal
NC	National Championship

Auburn NCAA Tournament History

Auburn in the NCAA Tournament By the Numbers

Overall Record	29-18
Appearances	18
Regional Appearances	10
Final Four Appearances	3
Championship Appearances	3
First Round	9-2
Second Round	8-6
Sweet 16	6-4
Elite Eight	3-3
National Semifinal	3-0
National Championship	0-3
Home	11-0
Away	4-10
Neutral	14-8
Versus higher seeds	6-14
Versus lower seeds	22-3
Versus same seeds	1-1
1980's	13-7
1990's	13-7
2000's	3-4

Auburn vs. Conference in the NCAA's

Opponent	W-L
Atlantic Coast	4-1
Atlantic 10	1-1
Big Ten	3-2
Big 12	3-0
Big East	2-3
Big West	1-0
Colonial Athletic Association	1-0
Conference USA	1-0
Independent	0-1
Missouri Valley	2-0
Ohio Valley	1-0
Pacific-10	1-2
Patriot League	2-0
Southeastern	4-4
Sun Belt	0-1
Western Athletic	3-3

NCAA Tournament Individual Honors

NCAA All-Final Four

1988	Ruthie Bolton
------------	---------------

.....	Sharon Stewart
1989	Vickie Orr
.....	Patrena Scruggs
1990	Carolyn Jones
.....	Chantel Tremiere

NCAA Regional Most Valuable Player

1988	Diann McNeil
1989	Vickie Orr
1990	Carolyn Jones

NCAA All-Region

1979	Marianne Merritt
1981	Angie Hannah
.....	Becky Jackson
1983	Becky Jackson
1984	Becky Jackson
1987	Helene Baroody
.....	Vickie Orr
1988	Mae Ola Bolton
.....	Ruthie Bolton
.....	Vickie Orr
1989	Ruthie Bolton
.....	Linda Godby
.....	Vickie Orr
1990	C.C. Hayden
.....	Carolyn Jones
.....	Evelyn Thompson
1991	C.C. Hayden
.....	Chantel Tremiere
1996	Laticia Morris

Auburn's NCAA Seeding

Year	Seed	Region	Result
1982	#7	East	lost in first round
1983	#5	Midwest	lost in regional semis
1985	#3	Midwest	lost in regional semis
1986	#3	Midwest	lost in regional semis
1987	#1	Midwest	lost in regional finals
1988	#1	Midwest	Final Four (2nd)
1989	#1	Midwest	Final Four (2nd)
1990	#2	Midwest	Final Four (2nd)
1991	#3	Midwest	lost in regional finals
1993	#3	Midwest	lost in regional semis
1994	#9	East	lost in second round
1996	#6	West	lost in regional finals
1997	#7	Midwest	lost in second round
1999	#5	East	lost in second round
2000	#7	Midwest	lost in second round

2004	#7	East	lost in second round
2008	#11	West	lost in first round
2009	#2	Okla. City	lost in second round

Auburn vs. Opponents

Opponent	W-L	Years
Cheyney State	0-1	1982
Clemson	1-0	1989
Colorado	1-0	1996
Connecticut	0-2	1994-2004
George Washington	0-1	2008
Georgia	1-0	1988
Hawaii	1-0	1996
Holy Cross	1-0	1991
Illinois	1-0	1987
Iowa	0-1	1993
Lehigh	1-0	2009
Long Beach State	1-0	1988
Louisiana Tech	2-3	1983-88-89-90-97
Louisville	2-0	1993-97
Maryland	1-0	1988
Memphis State	1-0	1985
Mississippi	1-1	1986-89
Missouri	1-0	1983
North Carolina State	1-0	2004
Northeast Louisiana	0-1	1985
Southern Illinois	1-0	1986
Old Dominion	1-0	1987
Penn State	2-1	1988-96-00
Rutgers	0-1	2009
Stanford	0-2	1990-96
SW Missouri State	1-0	2000
Temple	1-0	1989
Tennessee	0-3	1987-89-91
Tennessee Tech	1-0	1990
Texas	1-0	1999
Vanderbilt	2-0	1990-91
Virginia Tech	1-1	1994-99
Washington	1-0	1990

Record by Seed

Opponent Seed	W-L	#1	#2	#3	#4	#5	#6	#7	#8	#9	#10	#11	#12	#13	#14	#15	#16
AU Seed																	
#1	10-3	1-1	2-2	1-0	2-0	1-0	--	--	2-0	1-0	--	--	--	--	--	--	--
#2	5-2	2-1	--	--	--	--	1-0	1-1	--	--	--	--	--	--	--	1-0	--
#3	5-4	0-1	0-3	--	--	--	2-0	--	--	--	1-0	2-0	--	--	--	--	--
#5	1-1	0-1	--	--	1-1	--	--	--	--	--	--	--	1-0	--	--	--	--
#6	3-1	0-1	1-0	1-0	--	--	--	--	--	--	--	1-0	--	--	--	--	--
#7	3-4	--	0-4	--	--	--	--	--	--	--	3-0	--	--	--	--	--	--
#9	1-1	0-1	--	--	--	--	--	--	1-0	--	--	--	--	--	--	--	--
#11	0-1	--	--	--	--	--	0-1	--	--	--	--	--	--	--	--	--	--
Overall	29-17	3-6	3-9	2-0	3-1	1-0	3-1	1-0	3-0	1-0	4-0	3-0	1-0	--	--	1-0	--

Auburn NCAA Tournament Game-by-Game Statistics

	DATE	FG	FGA	PCT	3P	3PA	PCT	FT	FTA	PCT	O	D	TOT	PF	A	TO	BS	ST	TP
1982																			
AUBURN	3/13/82	24	62	.387	--	--	----	16	21	.762	--	--	32	18	13	18	2	7	64
Cheney State		29	72	.402	--	--	----	17	24	.708	--	--	41	18	16	9	6	12	75
1983																			
AUBURN	3/19/83	31	65	.477	--	--	----	27	33	.818	--	--	46	20	22	11	1	5	89
Missouri		30	60	.500	--	--	----	16	19	.842	--	--	21	25	16	9	2	2	76
AUBURN	3/25/83	22	58	.379	--	--	----	10	16	.625	12	17	29	23	12	24	3	4	54
Louisiana Tech		33	60	.550	--	--	----	15	21	.714	13	21	34	19	23	17	8	12	81
1985																			
AUBURN	03/16/85	33	68	.485	--	--	----	16	22	.727	--	--	45	16	11	11	2	11	82
Memphis State		27	60	.450	--	--	----	10	16	.625	--	--	29	22	12	18	7	5	64
AUBURN	03/22/85																		71
Northeast Louisiana																			76
1986																			
AUBURN	03/14/86	22	52	.423	---	--	----	17	26	.654	--	--	30	14	10	10	0	19	61
Southern Illinois		17	39	.435	--	--	----	5	10	.500	--	--	29	20	8	28	3	3	39
AUBURN	03/20/86	23	50	.460	--	--	----	9	17	.529	13	27	40	19	8	28	1	14	55
Ole Miss		23	57	.403	--	--	----	10	17	.588	12	19	31	14	7	19	1	10	56
1987																			
AUBURN	03/14/87	37	64	.578	--	--	----	18	21	.818	16	22	38	13	14	9	3	9	92
Illinois		23	63	.365	--	--	----	12	15	.800	17	17	34	19	7	23	0	1	58
AUBURN	03/19/87																		77
Old Dominion																			61
AUBURN	3/21/87	24	61	.393	--	--	----	13	26	.500	15	17	32	25	9	14	1	6	61
Tennessee		28	56	.500	--	--	----	21	26	.807	17	32	49	22	18	18	2	3	77
1988																			
AUBURN	03/20/88	39	73	.534	1	2	.500	15	20	.750	21	35	56	15	22	13	4	7	94
Penn State		24	68	.353	8	19	.421	10	13	.769	9	18	27	20	17	12	3	5	66
AUBURN	03/24/88	31	73	.425	2	3	.667	4	6	.667	17	20	37	15	13	9	2	8	68
Georgia		27	56	.482	1	3	.333	10	15	.667	13	26	39	13	12	14	5	7	65
AUBURN	03/26/88	44	72	.611	1	1	1.000	14	19	.737	21	27	48	11	14	14	6	14	103
Maryland		30	69	.435	4	12	.333	10	11	.909	12	13	25	17	15	16	2	10	74
AUBURN	4/01/88	26	67	.388	0	3	.000	16	21	.762	19	26	45	15	15	18	2	16	68
Long Beach St		23	59	.390	1	3	.333	8	11	.727	11	22	33	24	8	22	1	6	55
AUBURN	04/03/88	21	51	.412	3	4	.750	9	12	.750	10	20	30	17	12	18	3	7	56
Louisiana Tech		26	58	.448	0	1	.000	4	8	.500	14	19	33	11	13	14	4	12	54
1989																			
AUBURN	03/19/89	34	59	.576	0	5	.000	20	26	.769	17	32	49	13	16	19	5	13	88
Temple		21	67	.313	8	26	.308	4	9	.444	14	13	27	22	7	17	0	8	54
AUBURN	03/23/89	25	61	.410	3	4	.750	18	22	.818	17	26	43	13	15	15	1	7	71
Clemson		26	61	.426	3	13	.231	5	8	.625	10	22	32	19	12	14	0	3	60
AUBURN	03/25/89	29	54	.537	2	5	.400	17	22	.773	8	32	40	16	19	17	5	10	77
Ole Miss		19	65	.292	6	20	.300	7	9	.778	14	20	34	22	6	20	3	4	51
AUBURN	03/31/89	30	62	.484	0	0	.000	16	24	.667	11	20	31	19	12	6	3	9	76
Louisiana Tech		28	70	.400	2	5	.400	13	18	.722	23	27	50	19	18	14	3	0	71
AUBURN	04/02/89	26	60	.433	0	4	.000	8	12	.750	10	20	30	24	12	18	4	6	60
Tennessee		28	66	.424	0	0	.000	20	26	.769	20	25	45	14	16	15	7	8	76

Auburn NCAA Tournament Game-by-Game Statistics

	DATE	FG	FGA	PCT	3P	3PA	PCT	FT	FTA	PCT	O	D	TOT	PF	A	TO	BS	ST	TP
1990																			
AUBURN	3/18/90	25	62	.403	2	7	.286	21	24	.875	18	33	51	23	17	13	5	9	73
Tenn. Tech		14	50	.280	5	21	.283	21	34	.617	12	20	32	21	11	16	2	5	54
AUBURN	3/22/90	37	64	.578	3	7	.429	12	19	.632	18	15	33	13	11	10	1	9	89
Vanderbilt		28	45	.622	2	5	.400	9	10	.900	2	14	16	17	9	15	0	10	67
AUBURN	3/24/90	28	61	.459	2	6	.333	18	24	.750	19	33	52	16	10	10	1	6	76
Washington		21	68	.309	3	11	.273	5	14	.357	21	17	38	20	10	10	0	3	50
AUBURN	3/30/90	25	55	.455	2	4	.500	29	38	.763	9	33	42	20	13	11	4	1	81
Louisiana Tech		24	69	.348	5	23	.217	16	29	.522	22	27	49	31	7	15	6	6	69
AUBURN	4/01/90	30	63	.476	6	12	.500	15	24	.625	9	27	36	25	11	9	3	4	81
Stanford		28	66	.424	11	26	.423	21	31	.677	19	30	49	16	14	13	2	5	88
1991																			
AUBURN	3/17/91	34	69	.493	4	14	.286	12	16	.750	16	20	36	21	17	10	3	12	84
Holy Cross		19	49	.388	5	10	.500	15	18	.833	13	20	33	14	9	27	0	3	58
AUBURN	3/21/91	21	59	.356	2	9	.222	14	21	.667	22	21	43	12	10	14	2	13	58
Vanderbilt		16	46	.348	6	11	.545	7	9	.778	11	20	31	18	10	22	6	7	45
AUBURN	3/23/91	21	46	.457	2	3	.667	21	25	.840	10	17	27	18	7	13	4	87	65
Tennessee		28	58	.483	6	11	.545	7	14	.500	17	18	35	21	17	14	2	10	69
1993																			
AUBURN	3/21/93	25	62	.403	5	10	.500	11	22	.500	22	25	47	17	11	19	0	5	66
Louisville		22	52	.423	5	17	.294	12	18	.667	10	24	34	21	9	22	5	5	61
AUBURN	3/25/93	19	51	.373	2	9	.222	10	15	.667	15	19	34	21	5	19	7	8	50
Iowa		22	53	.410	1	2	.500	18	26	.690	18	21	39	12	11	13	3	9	63
1994																			
AUBURN	3/16/94	26	61	.426	2	8	.250	6	11	.545	16	20	36	12	12	17	8	12	60
Virginia Tech		20	53	.377	4	12	.33	7	8	.875	12	21	33	13	13	21	0	8	51
AUBURN	3/20/94	21	79	.266	2	17	.118	15	18	.833	25	13	38	18	4	11	0	10	59
Connecticut		29	50	.580	5	13	.385	18	20	.900	9	32	41	18	21	18	10	5	81
1996																			
AUBURN	3/15/96	27	66	.409	4	12	.333	15	21	.714	19	27	46	14	17	10	4	8	73
Hawaii		19	58	.328	3	20	.150	12	14	.857	13	22	35	19	11	14	2	6	53
AUBURN	3/17/96	25	56	.446	2	5	.400	16	18	.889	6	30	36	20	18	19	0	7	68
Colorado		19	66	.288	2	20	.100	21	31	.677	21	25	46	12	14	15	1	8	61
AUBURN	3/23/96	29	68	.427	1	7	.143	16	21	.762	19	23	42	10	8	10	3	4	75
Penn St.		26	58	.448	10	21	.476	7	10	.700	11	22	33	18	17	14	3	6	69
AUBURN	3/25/96	24	62	.387	4	10	.400	5	8	.625	13	18	31	22	8	14	6	10	57
Stanford		21	50	.420	7	21	.333	22	25	.880	12	27	39	16	10	16	3	3	71
1997																			
AUBURN	3/14/97	24	50	.480	4	6	.667	16	25	.640	13	17	30	19	10	15	4	10	68
Louisville		17	47	.362	9	20	.450	22	28	.786	15	18	33	23	11	21	0	3	65
AUBURN	3/16/97	22	57	.386	1	10	.100	3	3	1.00	10	16	26	14	9	16	3	6	48
Louisiana Tech		27	53	.590	8	14	.571	12	14	.857	12	23	35	10	15	15	3	8	74
1999																			
AUBURN	3/13/99	24	44	.545	4	6	.66	17	26	.654	6	26	32	14	13	15	5	6	69
Texas		22	59	.373	5	19	.263	12	15	.800	12	17	29	18	11	13	2	9	61
AUBURN	3/15/99	27	60	.450	2	18	.111	5	8	.450	14	19	33	19	10	16	4	5	61
Virginia Tech		27	48	.563	9	14	.643	13	20	.650	5	20	25	12	17	11	3	13	76

Auburn NCAA Tournament Game-by-Game Statistics

	DATE	FG	FGA	PCT	3P	3PA	PCT	FT	FTA	PCT	O	D	TOT	PF	A	TO	BS	ST	TP
2000																			
AUBURN	3/17/00	24	51	.471	4	10	.400	26	27	.963	13	20	33	16	14	20	6	8	78
SW Missouri State		28	62	.452	5	16	.313	13	18	.722	16	15	31	20	21	17	1	14	74
AUBURN	3/19/00	27	61	.443	5	10	.500	10	10	1.000	12	22	34	22	19	16	3	6	69
Penn State		21	55	.382	8	16	.500	25	30	.833	16	22	38	11	17	16	7	4	75
2004																			
AUBURN	3/21/04	33	62	.532	8	16	.500	5	9	.556	16	20	36	9	17	14	3	7	79
North Carolina State		21	49	.429	9	20	.450	8	10	.800	8	16	24	13	9	18	2	10	59
AUBURN	3/23/04	18	50	.360	7	21	.333	10	15	.667	10	15	25	11	11	16	3	9	53
Connecticut		30	54	.556	14	27	.519	5	7	.714	10	26	36	11	23	16	4	6	79
2008																			
AUBURN	3/22/08	20	58	.345	3	14	.214	13	16	.813	15	20	35	14	8	11	3	7	56
George Washington		24	57	.421	6	17	.353	12	16	.750	15	24	39	12	15	14	2	7	66
2009																			
AUBURN	3/21/09	34	64	.531	2	6	.333	15	25	.600	11	35	46	12	20	10	9	10	85
Lehigh		18	60	.300	4	22	.182	9	15	.600	9	25	34	20	7	19	3	1	49
AUBURN	3/23/09	20	72	.278	2	13	.154	10	12	.833	22	20	42	22	7	10	2	4	52
Rutgers		29	54	.537	5	14	.357	17	24	.708	8	31	39	16	16	11	5	4	80

2015-16 Auburn Women's Basketball
Auburn Season Schedule/Results & Leaders (as of Mar 14, 2016)
All games

RECORD:	OVERALL	HOME	AWAY	NEUTRAL
ALL GAMES	19-12	9-4	6-7	4-1
CONFERENCE	8-8	5-3	3-5	0-0
NON-CONFERENCE	11-4	4-1	3-2	4-1

Date	Opponent		Score	Att.	High Points	High Rebounds
11/13/15	UAB	W	85-71	3110	(24)Brandy Montgomery	(10)Tra'Cee Tanner
11/16/15	at Southeastern La.	W	80-68	794	(22)Brandy Montgomery	(6)Katie Frerking
11/19/15	VIRGINIA		52-69	L 1675	(16)Janiah McKay	(9)Tra'Cee Tanner
11/22/15	at Savannah State	W	62-40	1505	(16)Brandy Montgomery	(8)Tra'Cee Tanner
11/27/15	1vs Boise State	W	55-53	116	(17)Tra'Cee Tanner	(11)Tra'Cee Tanner
11/28/15	1vs Minnesota	Wot	81-79	110	(25)Brandy Montgomery	(9)Tra'Cee Tanner
						(9)Katie Frerking
12/05/15	EAST CAROLINA	W	83-69	1886	(26)Katie Frerking	(10)Jazmine Jones
12/13/15	at Marquette		69-70	Lot 1275	(24)Brandy Montgomery	(12)Brandy Montgomery
						(12)Tra'Cee Tanner
12/16/15	WINTHROP	W	76-33	2429	(21)Brandy Montgomery	(9)Tra'Cee Tanner
12/19/15	vs Coppin State	W	69-54	250	(24)Brandy Montgomery	(8)Cabriana Capers
12/20/15	at Towson	W	74-52	1660	(23)Janiah McKay	(9)Tra'Cee Tanner
12/23/15	GEORGE MASON	W	88-59	1817	(28)Brandy Montgomery	(7)Cabriana Capers
12/30/15	at FGCU		45-52	L 1710	(15)Tra'Cee Tanner	(19)Tra'Cee Tanner
01/03/16	*KENTUCKY	W	66-61	2677	(27)Brandy Montgomery	(10)Tra'Cee Tanner
01/07/16	*at Mississippi State		45-60	L 4610	(15)Tra'Cee Tanner	(7)Tra'Cee Tanner
01/10/16	*at Tennessee		52-79	L 11539	(12)Tra'Cee Tanner	(10)Tra'Cee Tanner
01/14/16	*ALABAMA	W	72-59	3383	(21)Katie Frerking	(10)Jazmine Jones
01/17/16	*at Kentucky		47-54	L 6171	(15)Brandy Montgomery	(5)Katie Frerking
01/21/16	*SOUTH CAROLINA		58-74	L 2419	(17)Katie Frerking	(8)Jazmine Jones
01/24/16	*ARKANSAS	Wot	71-60	2807	(21)Tra'Cee Tanner	(7)Tra'Cee Tanner
						(7)Katie Frerking
1/28/16	*at Georgia		30-63	L 1961	(6)Tra'Cee Tanner	(5)Cabriana Capers
						(5)Erica Sanders
						(5)Tra'Cee Tanner
02/01/16	*at LSU	W	63-53	2150	(13)Katie Frerking	(9)Cabriana Capers
					(13)Tra'Cee Tanner	
02/04/16	*VANDERBILT	W	53-45	2176	(16)Brandy Montgomery	(5)Katie Frerking
02/07/16	*at Alabama	W	59-55	3303	(22)Katie Frerking	(5)Brandy Montgomery
2/11/16	*at Ole Miss	W	65-60	1335	(19)Tra'Cee Tanner	(9)Tra'Cee Tanner
02/14/16	*FLORIDA	W	80-58	2760	(18)Katie Frerking	(10)Katie Frerking
02/21/16	*MISSOURI		55-69	L 2522	(12)Janiah McKay	(6)Cabriana Capers
						(6)Erica Sanders
02/25/16	*TEXAS A&M		49-57	L 3651	(13)Brandy Montgomery	(7)Tra'Cee Tanner
02/28/16	*at Florida		49-56	L 4019	(18)Katie Frerking	(7)Tra'Cee Tanner
03/03/16	2vs Missouri	W	47-45	2445	(10)Jazmine Jones	(8)Katie Frerking
03/04/16	2vs South Carolina		48-57	L 4703	(18)Brandy Montgomery	(6)Tra'Cee Tanner
						(6)Brandy Montgomery
						(6)Katie Frerking

* = Conference game

1 = San Juan Shootout - San Juan, Puerto Rico

2 = SEC Tournament - Jacksonville, Fla.

Attendance Summary	Games	Attend	Avg/Game
Home	13	33312	2562
Away	13	42032	3233
Neutral	5	7624	1525
Total	31	82968	2676

2015-16 Auburn Women's Basketball
Auburn Combined Team Statistics (as of Mar 14, 2016)
All games

RECORD:	OVERALL	HOME	AWAY	NEUTRAL
ALL GAMES	19-12	9-4	6-7	4-1
CONFERENCE	8-8	5-3	3-5	0-0
NON-CONFERENCE	11-4	4-1	3-2	4-1

#	Player	gp-gs	min	avg	Total		3-Point		F-Throw		Rebounds				pf	dq	a	to	blk	stl	pts	avg
					fg-fga	fg%	3fg-fga	3fg%	ft-fa	ft%	off	def	tot	avg								
10	Brandy Montgomery	31-31	1003	32.4	167-457	.365	52-176	.295	52-68	.765	20	100	120	3.9	42	0	51	93	1	59	438	14.1
44	Tra'Cee Tanner	31-31	857	27.6	157-258	.609	0-0	.000	57-100	.570	100	119	219	7.1	91	0	40	72	32	36	371	12.0
13	Katie Frerking	31-31	992	32.0	131-334	.392	45-147	.306	61-86	.709	33	123	156	5.0	63	1	92	66	13	78	368	11.9
33	Janiah McKay	31-17	833	26.9	91-259	.351	25-94	.266	65-95	.684	17	45	62	2.0	71	1	70	111	3	39	272	8.8
15	Jazmine Jones	31-31	786	25.4	78-152	.513	0-1	.000	16-53	.302	55	62	117	3.8	84	3	42	58	9	47	172	5.5
03	Erica Sanders	31-0	531	17.1	37-98	.378	0-7	.000	11-16	.688	34	45	79	2.5	82	2	29	29	0	29	85	2.7
40	Khady Dieng	27-14	443	16.4	26-81	.321	3-25	.120	18-22	.818	12	36	48	1.8	55	0	49	59	8	33	73	2.7
12	x-Jonika Garvin	20-0	199	10.0	17-67	.254	3-20	.150	1-5	.200	6	25	31	1.6	18	0	8	15	8	7	38	1.9
23	Jessica Jones	31-0	324	10.5	21-44	.477	0-0	.000	14-25	.560	33	28	61	2.0	33	0	11	18	14	11	56	1.8
35	Cabriana Capers	31-0	279	9.0	22-47	.468	0-0	.000	11-23	.478	36	30	66	2.1	31	0	15	23	4	13	55	1.8
02	Bria Johnson	8-0	29	3.6	0-6	.000	0-3	.000	0-0	.000	0	1	1	0.1	2	0	1	5	0	0	0	0.0
Team											71	63	134				12					
Total.....		31	6276		747-1803	.414	128-473	.271	306-493	.621	417	677	1094	35.3	572	7	408	561	92	352	1928	62.2
Opponents.....		31	6276		642-1666	.385	171-605	.283	379-543	.698	384	715	1099	35.5	531	-	398	658	104	284	1834	59.2

x-Inactive player

TEAM STATISTICS							AU	OPP	Date	Opponent	Score	Att.						
SCORING							1928	1834		11/13/15	UAB	W	85-71	3110				
Points per game							62.2	59.2		11/16/15	at Southeastern La.	W	80-68	794				
Scoring margin							+3.0	-		11/19/15	VIRGINIA	L	52-69	1675				
FIELD GOALS-ATT							747-1803	642-1666		11/22/15	at Savannah State	W	62-40	1505				
Field goal pct							.414	.385	1	11/27/15	vs Boise State	W	55-53	116				
3 POINT FG-ATT							128-473	171-605	1	11/28/15	vs Minnesota	Wot	81-79	110				
3-point FG pct							.271	.283		12/05/15	EAST CAROLINA	W	83-69	1886				
3-pt FG made per game							4.1	5.5		12/13/15	at Marquette	Lot	69-70	1275				
FREE THROWS-ATT							306-493	379-543		12/16/15	WINTHROP	W	76-33	2429				
Free throw pct							.621	.698		12/19/15	vs Coppin State	W	69-54	250				
F-Throws made per game							9.9	12.2		12/20/15	at Towson	W	74-52	1660				
REBOUNDS							1094	1099		12/23/15	GEORGE MASON	W	88-59	1817				
Rebounds per game							35.3	35.5		12/30/15	at FGCU	L	45-52	1710				
Rebounding margin							-0.2	-	*	01/03/16	KENTUCKY	W	66-61	2677				
ASSISTS							408	398	*	01/07/16	at Mississippi State	L	45-60	4610				
Assists per game							13.2	12.8	*	01/10/16	at Tennessee	L	52-79	11539				
TURNOVERS							561	658	*	01/14/16	ALABAMA	W	72-59	3383				
Turnovers per game							18.1	21.2	*	01/17/16	at Kentucky	L	47-54	6171				
Turnover margin							+3.1	-	*	01/21/16	SOUTH CAROLINA	L	58-74	2419				
Assist/turnover ratio							0.7	0.6	*	01/24/16	ARKANSAS	Wot	71-60	2807				
STEALS							352	284	*	1/28/16	at Georgia	L	30-63	1961				
Steals per game							11.4	9.2	*	02/01/16	at LSU	W	63-53	2150				
BLOCKS							92	104	*	02/04/16	VANDERBILT	W	53-45	2176				
Blocks per game							3.0	3.4	*	02/07/16	at Alabama	W	59-55	3303				
ATTENDANCE							33312	49656	*	2/11/16	at Ole Miss	W	65-60	1335				
Home games-Avg/Game							13-2562	13-3233	*	02/14/16	FLORIDA	W	80-58	2760				
Neutral site-Avg/Game							-	5-1525	*	02/21/16	MISSOURI	L	55-69	2522				
									*	02/25/16	TEXAS A&M	L	49-57	3651				
Score by Periods							1st	2nd	3rd	4th	OT	Totals	*	02/28/16	at Florida	L	49-56	4019
Auburn							450	450	486	508	34	1928	2	03/03/16	vs Missouri	W	47-45	2445
Opponents							429	448	456	479	22	1834	2	03/04/16	vs South Carolina	L	48-57	4703

* = Conference game

1 = San Juan Shootout - San Juan, Puerto Rico

2 = SEC Tournament - Jacksonville, Fla.

2015-16 Auburn Women's Basketball
Auburn Team Game-by-Game (as of Mar 14, 2016)
All games

TEAM STATISTICS

Opponent	Date	Score		Total		3-Pointers		Free throws		Rebounds											
				fg-fga	pct	3fg-fga	pct	ft-fta	pct	off	def	tot	avg	pf	a	t/o	blk	stl	pts	avg	
UAB	11/13/15	85-71	W	34-64	.531	10-30	.333	7-12	.583	11	21	32	32.0	18	21	9	3	9	85	85.0	
at Southeastern La.	11/16/15	80-68	W	29-67	.433	5-19	.263	17-23	.739	14	23	37	34.5	24	14	10	3	10	80	82.5	
VIRGINIA	11/19/15	52-69	L	21-61	.344	2-13	.154	8-15	.533	15	28	43	37.3	18	5	20	6	7	52	72.3	
at Savannah State	11/22/15	62-40	W	24-56	.429	6-22	.273	8-10	.800	15	23	38	37.5	16	16	22	5	13	62	69.8	
vs Boise State	11/27/15	55-53	W	24-63	.381	1-16	.063	6-9	.667	18	16	34	36.8	13	13	16	3	14	55	66.8	
vs Minnesota	11/28/15	81-79	Wot	33-78	.423	4-17	.235	11-20	.550	18	25	43	37.8	17	16	9	1	10	81	69.2	
EAST CAROLINA	12/05/15	83-69	W	31-59	.525	6-15	.400	15-27	.556	13	24	37	37.7	17	12	28	4	24	83	71.1	
at Marquette	12/13/15	69-70	Lot	25-77	.325	6-27	.222	13-30	.433	23	34	57	40.1	27	16	19	2	12	69	70.9	
WINTHROP	12/16/15	76-33	W	30-66	.455	11-27	.407	5-7	.714	13	27	40	40.1	12	22	19	9	20	76	71.4	
vs Coppin State	12/19/15	69-54	W	24-49	.490	6-13	.462	15-22	.682	12	23	35	39.6	19	18	26	5	11	69	71.2	
at Towson	12/20/15	74-52	W	29-66	.439	8-19	.421	8-12	.667	16	31	47	40.3	18	17	15	2	10	74	71.5	
GEORGE MASON	12/23/15	88-59	W	34-63	.540	9-21	.429	11-17	.647	12	19	31	39.5	15	18	17	1	18	88	72.8	
at FGCU	12/30/15	45-52	L	18-45	.400	0-10	.000	9-13	.692	12	31	43	39.8	13	8	19	1	3	45	70.7	
KENTUCKY	01/03/16	66-61	W	24-61	.393	0-12	.000	18-24	.750	18	16	34	39.4	18	9	23	3	12	66	70.4	
at Mississippi State	01/07/16	45-60	L	20-50	.400	2-5	.400	3-5	.600	10	22	32	38.9	24	13	25	3	8	45	68.7	
at Tennessee	01/10/16	52-79	L	20-68	.294	4-15	.267	8-13	.615	19	11	30	38.3	16	9	13	0	12	52	67.6	
ALABAMA	01/14/16	72-59	W	27-59	.458	4-11	.364	14-16	.875	16	23	39	38.4	21	17	17	4	11	72	67.9	
at Kentucky	01/17/16	47-54	L	19-54	.352	5-24	.208	4-4	1.000	13	21	34	38.1	20	12	21	3	8	47	66.7	
SOUTH CAROLINA	01/21/16	58-74	L	19-55	.345	9-27	.333	11-14	.786	13	17	30	37.7	16	14	13	1	7	58	66.3	
ARKANSAS	01/24/16	71-60	Wot	29-69	.420	4-18	.222	9-13	.692	16	27	43	38.0	13	17	20	5	21	71	66.5	
at Georgia	1/28/16	30-63	L	13-47	.277	0-10	.000	4-9	.444	9	20	29	37.5	19	4	24	3	9	30	64.8	
at LSU	02/01/16	63-53	W	23-47	.489	2-10	.200	15-21	.714	12	24	36	37.5	29	12	30	1	12	63	64.7	
VANDERBILT	02/04/16	53-45	W	19-43	.442	2-7	.286	13-25	.520	4	13	17	36.6	15	13	16	3	14	53	64.2	
at Alabama	02/07/16	59-55	W	22-46	.478	4-8	.500	11-24	.458	9	24	33	36.4	21	9	20	5	12	59	64.0	
at Ole Miss	2/11/16	65-60	W	24-45	.533	3-4	.750	14-25	.560	7	24	31	36.2	12	14	21	2	7	65	64.0	
FLORIDA	02/14/16	80-58	W	31-66	.470	7-21	.333	11-15	.733	15	20	35	36.2	14	17	10	2	12	80	64.6	
MISSOURI	02/21/16	55-69	L	19-60	.317	0-9	.000	17-23	.739	14	15	29	35.9	20	6	11	0	7	55	64.3	
TEXAS A&M	02/25/16	49-57	L	22-64	.344	1-13	.077	4-10	.400	17	16	33	35.8	18	12	17	1	10	49	63.7	
at Florida	02/28/16	49-56	L	20-51	.392	3-12	.250	6-16	.375	13	19	32	35.7	27	13	26	3	11	49	63.2	
vs Missouri	03/03/16	47-45	W	20-48	.417	1-5	.200	6-10	.600	7	18	25	35.3	18	12	10	3	14	47	62.7	
vs South Carolina	03/04/16	48-57	L	20-56	.357	3-13	.231	5-9	.556	13	22	35	35.3	24	9	15	5	4	48	62.2	
Auburn		1928		747-1803	.414	128-473	.271	306-493	.621	417	677	1094	35.3	572	408	561	92	352	1928	62.2	
Opponents		1834		642-1666	.385	171-605	.283	379-543	.698	384	715	1099	35.5	531	398	658	104	284	1834	59.2	

Games played: 31
Points/game: 62.2
FG Pct: 41.4
3FG Pct: 27.1
FT Pct: 62.1

Rebounds/game: 35.3
Assists/game: 13.2
Turnovers/game: 18.1
Assist/turnover ratio: 0.7
Steals/game: 11.4
Blocks/game: 3.0

2015-16 Auburn Women's Basketball
Auburn Opponent Game-by-Game (as of Mar 14, 2016)
All games

OPPONENT STATISTICS

Opponent	Date	Score		Total		3-Pointers		Free throws		Rebounds										
				fg-fga	pct	3fg-fga	pct	ft-fta	pct	off	def	tot	avg	pf	a	t/o	blk	stl	pts	avg
UAB	11/13/15	85-71	W	26-55	.473	12-28	.429	7-14	.500	10	21	31	31.0	17	16	17	1	6	71	71.0
at Southeastern La.	11/16/15	80-68	W	22-58	.379	9-32	.281	15-20	.750	15	26	41	36.0	20	16	18	2	3	68	69.5
VIRGINIA	11/19/15	52-69	L	22-63	.349	5-23	.217	20-24	.833	14	25	39	37.0	19	13	13	2	14	69	69.3
at Savannah State	11/22/15	62-40	W	14-41	.341	5-21	.238	7-20	.350	6	18	24	33.8	15	9	25	1	9	40	62.0
vs Boise State	11/27/15	55-53	W	20-48	.417	6-16	.375	7-9	.778	14	23	37	34.4	13	9	27	5	10	53	60.2
vs Minnesota	11/28/15	81-79	Wot	30-59	.508	8-21	.381	11-15	.733	7	30	37	34.8	17	14	20	1	5	79	63.3
EAST CAROLINA	12/05/15	83-69	W	24-62	.387	6-24	.250	15-20	.750	16	22	38	35.3	21	11	33	1	15	69	64.1
at Marquette	12/13/15	69-70	Lot	23-62	.371	10-30	.333	14-26	.538	9	36	45	36.5	29	19	24	3	7	70	64.9
WINTHROP	12/16/15	76-33	W	12-51	.235	4-12	.333	5-5	1.000	12	23	35	36.3	8	8	35	3	14	33	61.3
vs Coppin State	12/19/15	69-54	W	22-65	.338	1-13	.077	9-15	.600	20	18	38	36.5	19	14	23	3	12	54	60.6
at Towson	12/20/15	74-52	W	18-63	.286	6-25	.240	10-18	.556	17	23	40	36.8	18	11	14	2	6	52	59.8
GEORGE MASON	12/23/15	88-59	W	22-50	.440	5-16	.313	10-13	.769	10	20	30	36.2	15	13	30	4	13	59	59.8
at FGCU	12/30/15	45-52	L	18-56	.321	10-32	.313	6-8	.750	6	17	23	35.2	10	14	6	6	9	52	59.2
KENTUCKY	01/03/16	66-61	W	23-59	.390	1-12	.083	14-20	.700	19	21	40	35.6	25	7	26	4	16	61	59.3
at Mississippi State	01/07/16	45-60	L	20-60	.333	5-25	.200	15-19	.789	19	21	40	35.9	13	11	15	2	7	60	59.3
at Tennessee	01/10/16	52-79	L	34-57	.596	3-11	.273	8-9	.889	11	31	42	36.2	10	20	19	8	8	79	60.6
ALABAMA	01/14/16	72-59	W	19-52	.365	8-27	.296	13-17	.765	9	16	25	35.6	20	11	19	3	9	59	60.5
at Kentucky	01/17/16	47-54	L	17-47	.362	3-17	.176	17-25	.680	13	19	32	35.4	11	9	19	4	10	54	60.1
SOUTH CAROLINA	01/21/16	58-74	L	27-52	.519	7-19	.368	13-20	.650	11	23	34	35.3	15	20	12	1	7	74	60.8
ARKANSAS	01/24/16	71-60	Wot	20-57	.351	10-22	.455	10-12	.833	10	25	35	35.3	17	14	28	4	10	60	60.8
at Georgia	1/28/16	30-63	L	24-57	.421	6-16	.375	9-15	.600	18	28	46	35.8	14	17	20	4	13	63	60.9
at LSU	02/01/16	63-53	W	15-45	.333	0-6	.000	23-36	.639	13	15	28	35.5	22	11	24	1	12	53	60.5
VANDERBILT	02/04/16	53-45	W	16-45	.356	3-17	.176	10-12	.833	13	25	38	35.6	24	12	29	2	7	45	59.9
at Alabama	02/07/16	59-55	W	17-51	.333	3-16	.188	18-25	.720	13	22	35	35.5	15	5	18	3	10	55	59.7
at Ole Miss	2/11/16	65-60	W	25-60	.417	8-29	.276	2-5	.400	10	20	30	35.3	23	16	17	2	9	60	59.7
FLORIDA	02/14/16	80-58	W	22-52	.423	5-20	.250	9-15	.600	13	22	35	35.3	19	14	21	4	4	58	59.6
MISSOURI	02/21/16	55-69	L	23-44	.523	8-17	.471	15-18	.833	6	29	35	35.3	23	16	22	3	5	69	60.0
TEXAS A&M	02/25/16	49-57	L	23-50	.460	0-6	.000	11-17	.647	10	30	40	35.5	16	17	20	5	7	57	59.9
at Florida	02/28/16	49-56	L	13-51	.255	2-18	.111	28-35	.800	23	22	45	35.8	15	6	28	8	14	56	59.7
vs Missouri	03/03/16	47-45	W	15-43	.349	9-22	.409	6-7	.857	5	20	25	35.4	16	14	20	4	3	45	59.2
vs South Carolina	03/04/16	48-57	L	16-51	.314	3-12	.250	22-29	.759	12	24	36	35.5	12	11	16	8	10	57	59.2
Opponents		1834		642-1666	.385	171-605	.283	379-543	.698	384	715	1099	35.5	531	398	658	104	284	1834	59.2
Auburn		1928		747-1803	.414	128-473	.271	306-493	.621	417	677	1094	35.3	572	408	561	92	352	1928	62.2

Games played: 31
Points/game: 59.2
FG Pct: 38.5
3FG Pct: 28.3
FT Pct: 69.8

Rebounds/game: 35.5
Assists/game: 12.8
Turnovers/game: 21.2
Assist/turnover ratio: 0.6
Steals/game: 9.2
Blocks/game: 3.4

2015-16 Auburn Women's Basketball
Auburn Team Game-by-Game Comparison (as of Mar 14, 2016)
All games

Opponent	1st	2nd	Score	Mar	Total FG	FG Pct	3-Pointers	3FG Pct	Free Throws	FT Pct	Rebounds	Assist	T/Over	Block	Steal	Fouls
UAB	35/36	50/35	85-71	+14	34-64/26-55	.531/.473	10-30/12-28	.333/.429	7-12/7-14	.583/.500	32/31 +1	21/16	9/17	3/1	9/6	18/17
Southeastern La.	46/27	34/41	80-68	+12	29-67/22-58	.433/.379	5-19/9-32	.263/.281	17-23/15-20	.739/.750	37/41 (4)	14/16	10/18	3/2	10/3	24/20
VIRGINIA	22/41	30/28	52-69	(17)	21-61/22-63	.344/.349	2-13/5-23	.154/.217	8-15/20-24	.533/.833	43/39 +4	5/13	20/13	6/2	7/14	18/19
Savannah State	36/19	26/21	62-40	+22	24-56/14-41	.429/.341	6-22/5-21	.273/.238	8-10/7-20	.800/.350	38/24 +14	16/9	22/25	5/1	13/9	16/15
Boise State	23/27	32/26	55-53	+2	24-63/20-48	.381/.417	1-16/6-16	.063/.375	6-9/7-9	.667/.778	34/37 (3)	13/9	16/27	3/5	14/10	13/13
Minnesota	42/33	29/38	81-79	+2	33-78/30-59	.423/.508	4-17/8-21	.235/.381	11-20/11-15	.550/.733	43/37 +6	16/14	9/20	1/1	10/5	17/17
EAST CAROLINA	47/29	36/40	83-69	+14	31-59/24-62	.525/.387	6-15/6-24	.400/.250	15-27/15-20	.556/.750	37/38 (1)	12/11	28/33	4/1	24/15	17/21
Marquette	25/24	35/36	69-70	(1)	25-77/23-62	.325/.371	6-27/10-30	.222/.333	13-30/14-26	.433/.538	57/45 +12	16/19	19/24	2/3	12/7	27/29
WINTHROP	44/17	32/16	76-33	+43	30-66/12-51	.455/.235	11-27/4-12	.407/.333	5-7/5-5	.714/1000	40/35 +5	22/8	19/35	9/3	20/14	12/8
Coppin State	31/28	38/26	69-54	+15	24-49/22-65	.490/.338	6-13/1-13	.462/.077	15-22/9-15	.682/.600	35/38 (3)	18/14	26/23	5/3	11/12	19/19
Towson	37/27	37/25	74-52	+22	29-66/18-63	.439/.286	8-19/6-25	.421/.240	8-12/10-18	.667/.556	47/40 +7	17/11	15/14	2/2	10/6	18/18
GEORGE MASON	45/32	43/27	88-59	+29	34-63/22-50	.540/.440	9-21/5-16	.429/.313	11-17/10-13	.647/.769	31/30 +1	18/13	17/30	1/4	18/13	15/15
FGCU	20/23	25/29	45-52	(7)	18-45/18-56	.400/.321	0-10/10-32	.000/.313	9-13/6-8	.692/.750	43/23 +20	8/14	19/6	1/6	3/9	13/10
KENTUCKY	23/32	43/29	66-61	+5	24-61/23-59	.393/.390	0-12/1-12	.000/.083	18-24/14-20	.750/.700	34/40 (6)	9/7	23/26	3/4	12/16	18/25
Mississippi State	17/33	28/27	45-60	(15)	20-50/20-60	.400/.333	2-5/5-25	.400/.200	3-5/15-19	.600/.789	32/40 (8)	13/11	25/15	3/2	8/7	24/13
Tennessee	26/41	26/38	52-79	(27)	20-68/34-57	.294/.596	4-15/3-11	.267/.273	8-13/8-9	.615/.889	30/42 (12)	9/20	13/19	0/8	12/8	16/10
ALABAMA	30/20	42/39	72-59	+13	27-59/19-52	.458/.365	4-11/8-27	.364/.296	14-16/13-17	.875/.765	39/25 +14	17/11	17/19	4/3	11/9	21/20
Kentucky	22/21	25/33	47-54	(7)	19-54/17-47	.352/.362	5-24/3-17	.208/.176	4-4/17-25	1000/.680	34/32 +2	12/9	21/19	3/4	8/10	20/11
SOUTH CAROLINA	20/33	38/41	58-74	(16)	19-55/27-52	.345/.519	9-27/7-19	.333/.368	11-14/13-20	.786/.650	30/34 (4)	14/20	13/12	1/1	7/7	16/15
ARKANSAS	24/26	32/30	71-60	+11	29-69/20-57	.420/.351	4-18/10-22	.222/.455	9-13/10-12	.692/.833	43/35 +8	17/14	20/28	5/4	21/10	13/17
Georgia	18/34	12/29	30-63	(33)	13-47/24-57	.277/.421	0-10/6-16	.000/.375	4-9/9-15	.444/.600	29/46 (17)	4/17	24/20	3/4	9/13	19/14
LSU	20/16	43/37	63-53	+10	23-47/15-45	.489/.333	2-10/0-6	.200/.000	15-21/23-36	.714/.639	36/28 +8	12/11	30/24	1/1	12/12	29/22
VANDERBILT	24/21	29/24	53-45	+8	19-43/16-45	.442/.356	2-7/3-17	.286/.176	13-25/10-12	.520/.833	17/38 (21)	13/12	16/29	3/2	14/7	15/24
Alabama	23/21	36/34	59-55	+4	22-46/17-51	.478/.333	4-8/3-16	.500/.188	11-24/18-25	.458/.720	33/35 (2)	9/5	20/18	5/3	12/10	21/15
Ole Miss	27/30	38/30	65-60	+5	24-45/25-60	.533/.417	3-4/8-29	.750/.276	14-25/2-5	.560/.400	31/30 +1	14/16	21/17	2/2	7/9	12/23
FLORIDA	48/43	32/15	80-58	+22	31-66/22-52	.470/.423	7-21/5-20	.333/.250	11-15/9-15	.733/.600	35/35 -	17/14	10/21	2/4	12/4	14/19
MISSOURI	27/36	28/33	55-69	(14)	19-60/23-44	.317/.523	0-9/8-17	.000/.471	17-23/15-18	.739/.833	29/35 (6)	6/16	11/22	0/3	7/5	20/23
TEXAS A&M	27/23	22/34	49-57	(8)	22-64/23-50	.344/.460	1-13/0-6	.077/.000	4-10/11-17	.400/.647	33/40 (7)	12/17	17/20	1/5	10/7	18/16
Florida	26/24	23/32	49-56	(7)	20-51/13-51	.392/.255	3-12/2-18	.250/.111	6-16/28-35	.375/.800	32/45 (13)	13/6	26/28	3/8	11/14	27/15
Missouri	29/28	18/17	47-45	+2	20-48/15-43	.417/.349	1-5/9-22	.200/.409	6-10/6-7	.600/.857	25/25 -	12/14	10/20	3/4	14/3	18/16
South Carolina	16/32	32/25	48-57	(9)	20-56/16-51	.357/.314	3-13/3-12	.231/.250	5-9/22-29	.556/.759	35/36 (1)	9/11	15/16	5/8	4/10	24/12

Note: Game totals are displayed in the format TEAM/OPPONENT for each category

2015-16 Auburn Women's Basketball
Auburn Points-Rebounds-Assists (as of Mar 14, 2016)
All games

Opponent	Date	Score		02	03	10	13	15	23	33
				JOHNSON,BR	SANDERS,ER	MONTGOMER	FRERKING,K	JONES,JAZM	JONES,JESS	MCKAY,JANI
UAB	11/13/15	85-71	w	DNP	0-2-2	24-4-2	12-4-1	4-4-4	0-0-0	20-1-7
at Southeastern La.	11/16/15	80-68	w	0-0-0	4-3-1	22-5-1	13-6-6	2-4-1	2-1-0	14-1-1
VIRGINIA	11/19/15	52-69	L	DNP	0-0-0	8-3-1	8-5-2	7-4-0	0-1-0	16-4-0
at Savannah State	11/22/15	62-40	w	0-0-0	5-4-2	16-5-2	5-1-1	4-3-1	0-1-0	5-1-2
vs Boise State	11/27/15	55-53	w	DNP	2-1-2	10-1-3	11-8-0	4-3-3	2-2-0	7-2-3
vs Minnesota	11/28/15	81-79	w	DNP	3-3-2	25-2-5	14-9-6	7-3-0	5-2-0	5-5-1
EAST CAROLINA	12/05/15	83-69	w	0-0-0	0-2-0	23-5-1	26-3-2	13-10-2	4-6-2	11-2-1
at Marquette	12/13/15	69-70	L	DNP	0-5-1	24-12-3	12-6-2	4-5-3	0-6-1	8-1-5
WINTHROP	12/16/15	76-33	w	0-0-1	2-0-0	21-3-3	19-7-5	2-4-6	6-4-0	8-2-3
vs Coppin State	12/19/15	69-54	w	0-1-0	2-3-0	24-3-1	4-6-8	13-2-2	6-4-0	4-0-6
at Towson	12/20/15	74-52	w	0-0-0	8-6-2	0-6-4	15-8-1	10-6-1	0-0-1	23-7-3
GEORGE MASON	12/23/15	88-59	w	0-0-0	0-3-1	28-3-5	15-4-4	6-2-2	2-0-1	14-0-2
at FGCU	12/30/15	45-52	L	DNP	6-2-1	6-3-1	2-6-2	5-2-2	0-0-0	9-1-1
KENTUCKY	01/03/16	66-61	w	DNP	2-2-2	27-7-1	15-4-1	2-0-0	1-2-0	0-4-3
at Mississippi State	01/07/16	45-60	L	DNP	3-1-1	8-2-0	6-5-4	8-6-2	0-0-0	3-2-0
at Tennessee	01/10/16	52-79	L	DNP	6-4-1	11-2-0	9-2-1	0-3-0	0-1-0	10-1-1
ALABAMA	01/14/16	72-59	w	DNP	2-3-1	16-5-1	21-5-2	16-10-3	0-1-1	2-1-3
at Kentucky	01/17/16	47-54	L	DNP	2-2-0	15-4-3	8-5-4	2-2-1	2-4-0	8-2-0
SOUTH CAROLINA	01/21/16	58-74	L	DNP	2-2-1	7-1-2	17-7-4	6-8-1	2-3-1	10-1-2
ARKANSAS	01/24/16	71-60	w	DNP	4-2-0	15-3-2	13-7-6	6-6-0	0-1-0	12-4-2
at Georgia	1/28/16	30-63	L	0-0-0	2-5-1	2-3-1	1-1-0	2-1-1	4-1-0	4-0-0
at LSU	02/01/16	63-53	w	DNP	2-3-2	10-2-1	13-7-3	6-3-2	1-2-0	4-1-1
VANDERBILT	02/04/16	53-45	w	DNP	0-1-1	16-4-1	11-5-4	3-3-1	2-0-1	9-2-2
at Alabama	02/07/16	59-55	w	DNP	3-1-0	11-5-0	22-3-3	4-4-1	0-3-1	3-3-0
at Ole Miss	2/11/16	65-60	w	DNP	5-3-4	8-4-1	17-4-6	4-2-0	0-2-0	12-4-1
FLORIDA	02/14/16	80-58	w	DNP	8-3-0	16-4-1	18-10-5	8-6-1	2-0-1	6-2-4
MISSOURI	02/21/16	55-69	L	DNP	8-6-0	0-3-0	7-0-2	3-2-0	5-3-0	12-1-4
TEXAS A&M	02/25/16	49-57	L	DNP	2-2-0	13-4-1	6-3-3	9-6-0	3-3-0	6-0-4
at Florida	02/28/16	49-56	L	DNP	0-2-0	5-2-2	18-1-0	0-1-2	7-3-1	9-2-3
vs Missouri	03/03/16	47-45	w	DNP	0-1-0	9-4-0	6-8-2	10-1-0	0-1-0	8-2-4
vs South Carolina	03/04/16	48-57	L	DNP	2-2-1	18-6-2	4-6-2	2-1-0	0-4-0	10-3-1

Opponent	Date	Score		35	40	44
				CAPERS,CAB	DIENG,KHAD	TANNER,TRA
UAB	11/13/15	85-71	w	2-4-0	2-0-5	18-10-0
at Southeastern La.	11/16/15	80-68	w	2-1-0	2-2-2	16-5-1
VIRGINIA	11/19/15	52-69	L	0-3-1	3-7-1	6-9-0
at Savannah State	11/22/15	62-40	w	1-1-1	2-5-4	12-8-2
vs Boise State	11/27/15	55-53	w	0-0-0	2-0-2	17-11-0
vs Minnesota	11/28/15	81-79	w	0-0-0	6-2-1	16-9-1
EAST CAROLINA	12/05/15	83-69	w	0-0-0	0-0-4	6-3-0
at Marquette	12/13/15	69-70	L	4-2-0	0-1-0	13-12-1
WINTHROP	12/16/15	76-33	w	4-3-0	DNP	14-9-1
vs Coppin State	12/19/15	69-54	w	0-8-0	DNP	16-5-1
at Towson	12/20/15	74-52	w	4-4-2	DNP	14-9-3
GEORGE MASON	12/23/15	88-59	w	0-7-3	DNP	17-2-0
at FGCU	12/30/15	45-52	L	2-2-0	0-2-0	15-19-1
KENTUCKY	01/03/16	66-61	w	2-0-0	0-0-1	17-10-1
at Mississippi State	01/07/16	45-60	L	0-0-2	2-2-3	15-7-1
at Tennessee	01/10/16	52-79	L	2-1-0	0-1-0	12-10-4
ALABAMA	01/14/16	72-59	w	0-0-0	2-1-5	11-9-1
at Kentucky	01/17/16	47-54	L	2-2-0	0-2-1	6-4-2
SOUTH CAROLINA	01/21/16	58-74	L	0-0-0	5-2-3	9-4-0
ARKANSAS	01/24/16	71-60	w	0-0-0	0-4-4	21-7-3
at Georgia	1/28/16	30-63	L	4-5-0	5-2-1	6-5-0
at LSU	02/01/16	63-53	w	10-9-0	4-0-2	13-6-1
VANDERBILT	02/04/16	53-45	w	0-0-0	8-0-0	4-0-3
at Alabama	02/07/16	59-55	w	4-1-0	3-3-3	9-4-1
at Ole Miss	2/11/16	65-60	w	0-1-0	0-1-1	19-9-1
FLORIDA	02/14/16	80-58	w	0-1-2	10-0-2	12-6-1
MISSOURI	02/21/16	55-69	L	10-6-0	7-1-0	3-5-0
TEXAS A&M	02/25/16	49-57	L	0-2-0	2-2-1	8-7-3
at Florida	02/28/16	49-56	L	0-2-2	0-3-1	10-7-2
vs Missouri	03/03/16	47-45	w	0-0-0	8-4-2	6-2-4
vs South Carolina	03/04/16	48-57	L	2-1-2	0-1-0	10-6-1

Individual Career History

Cabriana Capers

			Total		3-Point		F-Throws		Rebounds										Scoring	
Season	gp-gs	min/avg	fg-fga	pct	fg-fga	pct	ft-fta	pct	off	def	tot	avg	pf	fo	ast	to	blk	stl	pts	avg
2012-13	30-1	357/11.9	23-41	.561	0-0	.000	10-23	.435	37	59	96	3.2	24	0	18	15	1	6	56	1.9
2013-14	30-0	352/11.7	10-41	.244	0-0	.000	12-18	.667	28	43	71	2.4	31	0	15	16	2	11	32	1.1
2014-15	23-1	196/8.5	13-17	.765	0-0	.000	8-14	.571	19	22	41	1.8	23	1	5	18	2	9	34	1.5
2015-16	31-0	279/9.0	22-47	.468	0-0	.000	11-23	.478	36	30	66	2.1	31	0	15	23	4	13	55	1.8
TOTAL	114-2	1184/10.4	68-146	.466	0-0	.000	41-78	.526	120	154	274	2.4	109	1	53	72	9	39	177	1.6

Khady Dieng

			Total		3-Point		F-Throws		Rebounds										Scoring	
Season	gp-gs	min/avg	fg-fga	pct	fg-fga	pct	ft-fta	pct	off	def	tot	avg	pf	fo	ast	to	blk	stl	pts	avg
2013-14	27-0	290/10.7	29-79	.367	10-42	.238	17-19	.895	21	18	39	1.4	21	0	16	25	1	18	85	3.1
2014-15	31-26	690/22.3	56-175	.320	16-69	.232	15-31	.484	36	49	85	2.7	74	3	46	60	2	45	143	4.6
2015-16	27-14	443/16.4	26-81	.321	3-25	.120	18-22	.818	12	36	48	1.8	55	0	49	59	8	33	73	2.7
TOTAL	85-40	1423/16.7	111-335	.331	29-136	.213	50-72	.694	69	103	172	2.0	150	3	111	144	11	96	301	3.5

Katie Frerking

			Total		3-Point		F-Throws		Rebounds											Scoring	
Season	gp-gs	min/avg	fg-fga	pct	fg-fga	pct	ft-fta	pct	off	def	tot	avg	pf	fo	ast	to	blk	stl	pts	avg	
2013-14	34-5	691/20.3	61-168	.363	29-96	.302	16-22	.727	29	53	82	2.4	55	0	43	32	9	28	167	4.9	
2014-15	31-22	854/27.5	84-223	.377	20-95	.211	30-40	.750	41	134	175	5.6	57	0	67	50	14	45	218	7.0	
2015-16	31-31	992/32.0	131-334	.392	45-147	.306	61-86	.709	33	123	156	5.0	63	1	92	66	13	78	368	11.9	
TOTAL	96-58	2537/26.4	276-725	.381	94-338	.278	107-148	.723	103	310	413	4.3	175	1	202	148	36	151	753	7.8	

Bria Johnson

			Total		3-Point		F-Throws		Rebounds											Scoring	
Season	gp-gs	min/avg	fg-fga	pct	fg-fga	pct	ft-fta	pct	off	def	tot	avg	pf	fo	ast	to	blk	stl	pts	avg	
2014-15	7-0	26/3.7	1-5	.200	0-1	.000	0-0	.000	1	3	4	0.6	1	0	0	2	0	0	2	0.3	
2015-16	8-0	29/3.6	0-6	.000	0-3	.000	0-0	.000	0	1	1	0.1	2	0	1	5	0	0	0	0.0	
TOTAL	15-0	55/3.7	1-11	.091	0-4	.000	0-0	.000	1	4	5	0.3	3	0	1	7	0	0	2	0.1	

Jazmine Jones

			Total		3-Point		F-Throws		Rebounds											Scoring	
Season	gp-gs	min/avg	fg-fga	pct	fg-fga	pct	ft-fta	pct	off	def	tot	avg	pf	fo	ast	to	blk	stl	pts	avg	
2014-15	28-9	424/15.1	39-84	.464	0-3	.000	21-43	.488	29	38	67	2.4	55	1	13	35	4	23	99	3.5	
2015-16	31-31	786/25.4	78-152	.513	0-1	.000	16-53	.302	55	62	117	3.8	84	3	42	58	9	47	172	5.5	
TOTAL	59-40	1210/20.5	117-236	.496	0-4	.000	37-96	.385	84	100	184	3.1	139	4	55	93	13	70	271	4.6	

Jessica Jones

			Total		3-Point		F-Throws		Rebounds											Scoring	
Season	gp-gs	min/avg	fg-fga	pct	fg-fga	pct	ft-fta	pct	off	def	tot	avg	pf	fo	ast	to	blk	stl	pts	avg	
2014-15	31-2	328/10.6	32-70	.457	0-1	.000	18-31	.581	32	46	78	2.5	51	0	7	17	14	12	82	2.6	
2015-16	31-0	324/10.5	21-44	.477	0-0	.000	14-25	.560	33	28	61	2.0	33	0	11	18	14	11	56	1.8	
TOTAL	62-2	652/10.5	53-114	.465	0-1	.000	32-56	.571	65	74	139	2.2	84	0	18	35	28	23	138	2.2	

Janiah McKay

			Total		3-Point		F-Throws		Rebounds											Scoring	
Season	gp-gs	min/avg	fg-fga	pct	fg-fga	pct	ft-fta	pct	off	def	tot	avg	pf	fo	ast	to	blk	stl	pts	avg	
2015-16	31-17	833/26.9	91-259	.351	25-94	.266	65-95	.684	17	45	62	2.0	71	1	70	111	3	39	272	8.8	
TOTAL	31-17	833/26.9	91-259	.351	25-94	.266	65-95	.684	17	45	62	2.0	71	1	70	111	3	39	272	8.8	

Individual Career History

Brandy Montgomery

Season	gp-gs	min/avg	Total		3-Point		F-Throws		Rebounds										Scoring	
			fg-fga	pct	fg-fga	pct	ft-fta	pct	off	def	tot	avg	pf	fo	ast	to	blk	stl	pts	avg
2013-14	33-32	980/29.7	137-378	.362	50-175	.286	51-73	.699	35	97	132	4.0	59	0	55	79	0	28	375	11.4
2014-15	31-29	909/29.3	155-406	.382	37-128	.289	33-49	.673	40	80	120	3.9	39	0	33	66	3	36	380	12.3
2015-16	31-31	1003/32.4	167-457	.365	52-176	.295	52-68	.765	20	100	120	3.9	42	0	51	93	1	59	438	14.1
TOTAL	95-92	2892/30.4	459-1241	.370	139-479	.290	136-190	.716	95	277	372	3.9	140	0	139	238	4	123	1193	12.6

Erica Sanders

Season	gp-gs	min/avg	Total		3-Point		F-Throws		Rebounds										Scoring	
			fg-fga	pct	fg-fga	pct	ft-fta	pct	off	def	tot	avg	pf	fo	ast	to	blk	stl	pts	avg
2015-16	31-0	531/17.1	37-98	.378	0-7	.000	11-16	.688	34	45	79	2.5	82	2	29	29	0	29	85	2.7
TOTAL	31-0	531/17.1	37-98	.378	0-7	.000	11-16	.688	34	45	79	2.5	82	2	29	29	0	29	85	2.7

Tra'Cee Tanner

Season	gp-gs	min/avg	Total		3-Point		F-Throws		Rebounds										Scoring	
			fg-fga	pct	fg-fga	pct	ft-fta	pct	off	def	tot	avg	pf	fo	ast	to	blk	stl	pts	avg
2012-13	34-2	594/17.5	91-167	.545	0-0	.000	33-61	.541	55	75	130	3.8	76	0	21	39	23	30	215	6.3
2013-14	34-31	806/23.7	138-248	.556	0-0	.000	82-114	.719	89	114	203	6.0	117	7	38	79	42	45	358	10.5
2014-15	31-31	860/27.7	147-263	.559	0-0	.000	70-103	.680	81	109	190	6.1	98	3	40	75	33	32	364	11.7
2015-16	31-31	857/27.6	157-258	.609	0-0	.000	57-100	.570	100	119	219	7.1	91	0	40	72	32	36	371	12.0
TOTAL	130-95	3117/24.0	533-936	.569	0-0	.000	242-378	.640	325	417	742	5.7	382	10	139	265	130	143	1308	10.1

2015-16 Auburn Women's Basketball
Auburn Game-by-Game Highs (as of Mar 14, 2016)
All games

Opponent	Date	Score	Points	Rebounds	Assists	Steals	Blocked shots
UAB	11/13/15	85-71	24-Brandy Montgomery	10-Tra'Cee Tanner	7-Janiah McKay	3-Katie Frerking	1-Janiah McKay Khady Dieng Jonika Garvin
at Southeastern La.	11/16/15	80-68	22-Brandy Montgomery	6-Katie Frerking	6-Katie Frerking	3-Brandy Montgomery Tra'Cee Tanner	2-Jonika Garvin
VIRGINIA	11/19/15	52-69	16-Janiah McKay	9-Tra'Cee Tanner	2-Katie Frerking	2-Tra'Cee Tanner Jazmine Jones	2-Tra'Cee Tanner Katie Frerking
at Savannah State	11/22/15	62-40	16-Brandy Montgomery	8-Tra'Cee Tanner	4-Khady Dieng	2-Jazmine Jones Erica Sanders Janiah McKay Brandy Montgomery	2-Jonika Garvin Tra'Cee Tanner
vs Boise State	11/27/15	55-53	17-Tra'Cee Tanner	11-Tra'Cee Tanner	3-Janiah McKay Brandy Montgomery Jazmine Jones	3-Brandy Montgomery Katie Frerking	1-Jessica Jones Jazmine Jones Tra'Cee Tanner
vs Minnesota	11/28/15	81-79	25-Brandy Montgomery	9-Katie Frerking Tra'Cee Tanner	6-Katie Frerking	3-Jazmine Jones	1-Janiah McKay
EAST CAROLINA	12/05/15	83-69	26-Katie Frerking	10-Jazmine Jones	4-Khady Dieng	8-Brandy Montgomery	2-Jessica Jones Katie Frerking
at Marquette	12/13/15	69-70	24-Brandy Montgomery	12-Tra'Cee Tanner Brandy Montgomery	5-Janiah McKay	3-Janiah McKay	1-Khady Dieng Tra'Cee Tanner
WINTHROP	12/16/15	76-33	21-Brandy Montgomery	9-Tra'Cee Tanner	6-Jazmine Jones	6-Katie Frerking	3-Tra'Cee Tanner
vs Coppin State	12/19/15	69-54	24-Brandy Montgomery	8-Cabrina Capers	8-Katie Frerking	3-Brandy Montgomery Tra'Cee Tanner	2-Tra'Cee Tanner
at Towson	12/20/15	74-52	23-Janiah McKay	9-Tra'Cee Tanner	4-Brandy Montgomery	4-Katie Frerking	1-Jonika Garvin Janiah McKay
GEORGE MASON	12/23/15	88-59	28-Brandy Montgomery	7-Cabrina Capers	5-Brandy Montgomery	5-Katie Frerking	1-Tra'Cee Tanner
at FGCU	12/30/15	45-52	15-Tra'Cee Tanner	19-Tra'Cee Tanner	2-Katie Frerking Jazmine Jones	1-Jazmine Jones Katie Frerking Brandy Montgomery	1-Tra'Cee Tanner
KENTUCKY	01/03/16	66-61	27-Brandy Montgomery	10-Tra'Cee Tanner	3-Janiah McKay	4-Erica Sanders	2-Tra'Cee Tanner
at Mississippi State	01/07/16	45-60	15-Tra'Cee Tanner	7-Tra'Cee Tanner	4-Katie Frerking	2-Katie Frerking Brandy Montgomery Khady Dieng	3-Tra'Cee Tanner
at Tennessee	01/10/16	52-79	12-Tra'Cee Tanner	10-Tra'Cee Tanner	4-Tra'Cee Tanner	5-Katie Frerking	None
ALABAMA	01/14/16	72-59	21-Katie Frerking	10-Jazmine Jones	5-Khady Dieng	5-Jazmine Jones	3-Tra'Cee Tanner
at Kentucky	01/17/16	47-54	15-Brandy Montgomery	5-Katie Frerking	4-Katie Frerking	3-Jazmine Jones	2-Khady Dieng
SOUTH CAROLINA	01/21/16	58-74	17-Katie Frerking	8-Jazmine Jones	4-Katie Frerking	2-Erica Sanders Janiah McKay Khady Dieng	1-Katie Frerking
ARKANSAS	01/24/16	71-60	21-Tra'Cee Tanner	7-Katie Frerking Tra'Cee Tanner	6-Katie Frerking	6-Katie Frerking	1-Jazmine Jones Jessica Jones Cabrina Capers Tra'Cee Tanner Brandy Montgomery
at Georgia	1/28/16	30-63	6-Tra'Cee Tanner	5-Tra'Cee Tanner Erica Sanders Cabrina Capers	1-Brandy Montgomery Jazmine Jones Khady Dieng Erica Sanders	2-Janiah McKay Erica Sanders Jazmine Jones	2-Jazmine Jones
at LSU	02/01/16	63-53	13-Tra'Cee Tanner Katie Frerking	9-Cabrina Capers	3-Katie Frerking	4-Katie Frerking	1-Jazmine Jones
VANDERBILT	02/04/16	53-45	16-Brandy Montgomery	5-Katie Frerking	4-Katie Frerking	4-Jazmine Jones Janiah McKay	1-Jessica Jones Khady Dieng Tra'Cee Tanner

2015-16 Auburn Women's Basketball
Auburn Game-by-Game Highs (as of Mar 14, 2016)
All games

Opponent	Date	Score	Points	Rebounds	Assists	Steals	Blocked shots
at Alabama	02/07/16	59-55	22-Katie Frerking	5-Brandy Montgomer	3-Katie Frerking Khady Dieng	4-Katie Frerking	2-Katie Frerking
at Ole Miss	2/11/16	65-60	19-Tra'Cee Tanner	9-Tra'Cee Tanner	6-Katie Frerking	3-Khady Dieng	1-Jessica Jones Tra'Cee Tanner
FLORIDA	02/14/16	80-58	18-Katie Frerking	10-Katie Frerking	5-Katie Frerking	4-Katie Frerking	1-Jessica Jones Tra'Cee Tanner
MISSOURI	02/21/16	55-69	12-Janiah McKay	6-Erica Sanders Cabrian Capers	4-Janiah McKay	2-Khady Dieng	None
TEXAS A&M	02/25/16	49-57	13-Brandy Montgomer	7-Tra'Cee Tanner	4-Janiah McKay	5-Katie Frerking	1-Jazmine Jones
at Florida	02/28/16	49-56	18-Katie Frerking	7-Tra'Cee Tanner	3-Janiah McKay	3-Tra'Cee Tanner	2-Tra'Cee Tanner
vs Missouri	03/03/16	47-45	10-Jazmine Jones	8-Katie Frerking	4-Tra'Cee Tanner Janiah McKay	3-Khady Dieng Brandy Montgomery Jazmine Jones	2-Katie Frerking
vs South Carolina	03/04/16	48-57	18-Brandy Montgomer	6-Katie Frerking Brandy Montgomery Tra'Cee Tanner	2-Brandy Montgomer Cabrian Capers Katie Frerking	2-Erica Sanders	2-Tra'Cee Tanner Jessica Jones

2015-16 Auburn Women's Basketball
Auburn Season/Career Statistics (as of Mar 14, 2016)
All games

SEASON STATISTICS

CAREER STATISTICS

SUMMARY	gp-gs	min/g	fg%	3fg%	ft%	r/g	a/g	stl	blk	pts/g	gp-gs	min/g	fg%	3fg%	ft%	r/g	a/g	stl	blk	pts/g							
Brandy Montgomery	31-31	32.4	.365	.295	.765	3.9	1.6	59	1	14.1	95-92	30.4	.370	.290	.716	3.9	1.5	123	4	12.6							
Tra'Cee Tanner	31-31	27.6	.609	.000	.570	7.1	1.3	36	32	12.0	130-95	24.0	.569	.000	.640	5.7	1.1	143	130	10.1							
Katie Frerking	31-31	32.0	.392	.306	.709	5.0	3.0	78	13	11.9	96-58	26.4	.381	.278	.723	4.3	2.1	151	36	7.8							
Janiah McKay	31-17	26.9	.351	.266	.684	2.0	2.3	39	3	8.8	31-17	26.9	.351	.266	.684	2.0	2.3	39	3	8.8							
Jazmine Jones	31-31	25.4	.513	.000	.302	3.8	1.4	47	9	5.5	59-40	20.5	.496	.000	.385	3.1	0.9	70	13	4.6							
Erica Sanders	31-0	17.1	.378	.000	.688	2.5	0.9	29	0	2.7	31-0	17.1	.378	.000	.688	2.5	0.9	29	0	2.7							
Khady Dieng	27-14	16.4	.321	.120	.818	1.8	1.8	33	8	2.7	85-40	16.7	.331	.213	.694	2.0	1.3	96	11	3.5							
x-Jonika Garvin	20-0	10.0	.254	.150	.200	1.6	0.4	7	8	1.9	20-0	10.0	.254	.150	.200	1.6	0.4	7	8	1.9							
Jessica Jones	31-0	10.5	.477	.000	.560	2.0	0.4	11	14	1.8	62-2	10.5	.465	.000	.571	2.2	0.3	23	28	2.2							
Cabriana Capers	31-0	9.0	.468	.000	.478	2.1	0.5	13	4	1.8	114-2	10.4	.466	.000	.526	2.4	0.5	39	9	1.6							
Bria Johnson	8-0	3.6	.000	.000	.000	0.1	0.1	0	0	0.0	15-0	3.7	.091	.000	.000	0.3	0.1	0	0	0.1							
SCORING	fg-fga	fg%	3fg-fga	3fg%	ft-fta	ft%	pts	pts/g												fg-fga	fg%	3fg-fga	3fg%	ft-fta	ft%	pts	pts/g
Brandy Montgomery	167-457	.365	52-176	.295	52-68	.765	438	14.1												459-1241	.370	139-479	.290	136-190	.716	1193	12.6
Tra'Cee Tanner	157-258	.609	0-0	.000	57-100	.570	371	12.0												533-936	.569	0-0	.000	242-378	.640	1308	10.1
Katie Frerking	131-334	.392	45-147	.306	61-86	.709	368	11.9												276-725	.381	94-338	.278	107-148	.723	753	7.8
Janiah McKay	91-259	.351	25-94	.266	65-95	.684	272	8.8												91-259	.351	25-94	.266	65-95	.684	272	8.8
Jazmine Jones	78-152	.513	0-1	.000	16-53	.302	172	5.5												117-236	.496	0-4	.000	37-96	.385	271	4.6
Erica Sanders	37-98	.378	0-7	.000	11-16	.688	85	2.7												37-98	.378	0-7	.000	11-16	.688	85	2.7
Khady Dieng	26-81	.321	3-25	.120	18-22	.818	73	2.7												111-335	.331	29-136	.213	50-72	.694	301	3.5
x-Jonika Garvin	17-67	.254	3-20	.150	1-5	.200	38	1.9												17-67	.254	3-20	.150	1-5	.200	38	1.9
Jessica Jones	21-44	.477	0-0	.000	14-25	.560	56	1.8												53-114	.465	0-1	.000	32-56	.571	138	2.2
Cabriana Capers	22-47	.468	0-0	.000	11-23	.478	55	1.8												68-146	.466	0-0	.000	41-78	.526	177	1.6
Bria Johnson	0-6	.000	0-3	.000	0-0	.000	0	0.0												1-11	.091	0-4	.000	0-0	.000	2	0.1
TOTALS	o-reb	d-reb	t-reb	pf	fo	ast	to	a/to												o-reb	d-reb	t-reb	pf	fo	ast	to	a/to
Brandy Montgomery	20	100	120	42	0	51	93	0.5												95	277	372	140	0	139	238	0.6
Tra'Cee Tanner	100	119	219	91	0	40	72	0.6												325	417	742	382	10	139	265	0.5
Katie Frerking	33	123	156	63	1	92	66	1.4												103	310	413	175	1	202	148	1.4
Janiah McKay	17	45	62	71	1	70	111	0.6												17	45	62	71	1	70	111	0.6
Jazmine Jones	55	62	117	84	3	42	58	0.7												84	100	184	139	4	55	93	0.6
Erica Sanders	34	45	79	82	2	29	29	1.0												34	45	79	82	2	29	29	1.0
Khady Dieng	12	36	48	55	0	49	59	0.8												69	103	172	150	3	111	144	0.8
x-Jonika Garvin	6	25	31	18	0	8	15	0.5												6	25	31	18	0	8	15	0.5
Jessica Jones	33	28	61	33	0	11	18	0.6												65	74	139	84	0	18	35	0.5
Cabriana Capers	36	30	66	31	0	15	23	0.7												120	154	274	109	1	53	72	0.7
Bria Johnson	0	1	1	2	0	1	5	0.2												1	4	5	3	0	1	7	0.1

2015-16 Auburn Women's Basketball
Auburn Combined Team Statistics (as of Feb 28, 2016)
Conference games

RECORD:	OVERALL	HOME	AWAY	NEUTRAL
ALL GAMES	8-8	5-3	3-5	0-0
CONFERENCE	8-8	5-3	3-5	0-0
NON-CONFERENCE	0-0	0-0	0-0	0-0

#	Player	gp-gs	min	avg	Total		3-Point		F-Throw		Rebounds				pf	dq	a	to	blk	stl	pts	avg
					fg-fga	fg%	3fg-fga	3fg%	ft-fga	ft%	off	def	tot	avg								
13	Katie Frerking	16-16	515	32.2	71-171	.415	22-65	.338	38-57	.667	18	51	69	4.3	38	0	48	50	4	41	202	12.6
10	Brandy Montgomery	16-16	520	32.5	71-210	.338	16-75	.213	22-27	.815	9	46	55	3.4	26	0	17	47	1	21	180	11.3
44	Tra'Cee Tanner	16-16	464	29.0	72-120	.600	0-0	.000	31-51	.608	44	56	100	6.3	46	0	24	43	16	13	175	10.9
33	Janiah McKay	16-10	427	26.7	36-128	.281	9-43	.209	29-41	.707	8	22	30	1.9	38	1	30	55	0	27	110	6.9
15	Jazmine Jones	16-16	400	25.0	36-79	.456	0-0	.000	7-26	.269	32	31	63	3.9	47	2	15	28	5	20	79	4.9
03	Erica Sanders	16-0	286	17.9	22-63	.349	0-3	.000	7-9	.778	15	27	42	2.6	46	2	14	13	0	19	51	3.2
40	Khady Dieng	16-6	255	15.9	16-53	.302	3-17	.176	13-16	.813	5	19	24	1.5	30	0	28	38	5	22	48	3.0
35	Cabriana Capers	16-0	142	8.9	13-22	.591	0-0	.000	8-15	.533	18	12	30	1.9	15	0	6	15	2	6	34	2.1
23	Jessica Jones	16-0	168	10.5	11-24	.458	0-0	.000	7-13	.538	16	13	29	1.8	16	0	6	6	6	3	29	1.8
12	x-Jonika Garvin	7-0	44	6.3	3-15	.200	0-3	.000	0-2	.000	2	4	6	0.9	1	0	3	3	0	1	6	0.9
02	Bria Johnson	1-0	4	4.0	0-0	.000	0-0	.000	0-0	.000	0	0	0	0.0	0	0	0	1	0	0	0	0.0
Team											38	31	69				8					
Total.....		16	3225		351-885	.397	50-206	.243	162-257	.630	205	312	517	32.3	303	5	191	307	39	173	914	57.1
Opponents.....		16	3225		338-839	.403	72-278	.259	215-300	.717	211	369	580	36.2	282	-	206	337	58	148	963	60.2

x-Inactive player

TEAM STATISTICS	AU	OPP	Date	Opponent	Score	Att.
SCORING	914	963	* 01/03/16	KENTUCKY	w 66-61	2677
Points per game	57.1	60.2	* 01/07/16	at Mississippi State	L 45-60	4610
Scoring margin	-3.1	-	* 01/10/16	at Tennessee	L 52-79	11539
FIELD GOALS-ATT	351-885	338-839	* 01/14/16	ALABAMA	w 72-59	3383
Field goal pct	.397	.403	* 01/17/16	at Kentucky	L 47-54	6171
3 POINT FG-ATT	50-206	72-278	* 01/21/16	SOUTH CAROLINA	L 58-74	2419
3-point FG pct	.243	.259	* 01/24/16	ARKANSAS	Wot 71-60	2807
3-pt FG made per game	3.1	4.5	* 1/28/16	at Georgia	L 30-63	1961
FREE THROWS-ATT	162-257	215-300	* 02/01/16	at LSU	w 63-53	2150
Free throw pct	.630	.717	* 02/04/16	VANDERBILT	w 53-45	2176
F-Throws made per game	10.1	13.4	* 02/07/16	at Alabama	w 59-55	3303
REBOUNDS	517	580	* 2/11/16	at Ole Miss	w 65-60	1335
Rebounds per game	32.3	36.2	* 02/14/16	FLORIDA	w 80-58	2760
Rebounding margin	-3.9	-	* 02/21/16	MISSOURI	L 55-69	2522
ASSISTS	191	206	* 02/25/16	TEXAS A&M	L 49-57	3651
Assists per game	11.9	12.9	* 02/28/16	at Florida	L 49-56	4019
TURNOVERS	307	337	* = Conference game			
Turnovers per game	19.2	21.1	1 = San Juan Shootout - San Juan, Puerto Rico			
Turnover margin	+1.9	-				
Assist/turnover ratio	0.6	0.6				
STEALS	173	148				
Steals per game	10.8	9.3				
BLOCKS	39	58				
Blocks per game	2.4	3.6				
ATTENDANCE	22395	35088				
Home games-Avg/Game	8-2799	8-4386				
Neutral site-Avg/Game	-	0-0				

Score by Periods	1st	2nd	3rd	4th	OT	Totals
Auburn	202	200	238	259	15	914
Opponents	214	240	243	262	4	963

Hoops on horseback



PHOTOS BY TODD VAN EMST/TVEMST@OANOW.COM

Auburn coach Terri Williams-Flournoy walks with Ava Lawrence on Wednesday as the Auburn University women's basketball team visits Storybook Farm.

AU women's basketball team visits Storybook Farm

BY SARA FALLIGANT
sfalligant@oanow.com

On a clear Wednesday afternoon, 15-year-old Shelby Traylor climbed off her horse, Mr. Smee, to make way for a new rider at Storybook Farm in Opelika. Traylor watched as Aubie the Tiger took a less-than-cautious leap onto Mr. Smee.

Aubie joined head coach Terri Williams-Flournoy, "Coach Flo," and the Auburn University women's basketball team for athlete day at Storybook Farm, where children with special needs spend an hour a week for equine therapy. The team helped Storybook's riders toss basketballs through hoops, drop rings onto miniature goal posts and clear hurdles, all on horseback.

"The kids are shooting hoops on horseback; they're going over poles. They're learning steering and stopping. And it's really helping balance and with



See **HOOPS**, Page 8A

William Benson and Aubie do their Super Cam pose Wednesday at Storybook Farm.

Hoops

From Page 1A

their eye-hand coordination. They're just having an awesome time," Storybook founder and director Dena Little said. "We do a little cycle through different activities. They also have rings that they're putting over a goal post. And we have some inspirational Auburn music in the background, so we feel like it's game day at Storybook."

Williams-Flournoy led Ava Lawrence around the ring. The kindergartner laughed and waved to the team, sitting proud on her miniature horse. "We always talk to them about giving back, and especially to the kids. We always tell them, 'little eyes are watching.' Those little eyes are the younger kids looking at them," Williams-Flournoy said. "And they just want to be around them; they want to touch them; they want to hug them. So it was just a great opportunity for us to get our

young ladies out here and help the kids a little bit."

Williams-Flournoy quipped her team was "just happy not to be practicing" in preparation for their Nov. 13 season opener against UAB.

But senior center Tracee Tanner said she and her teammates wanted to support their smallest fans, "just as much as they support us."

"They were really excited. It just warms our hearts to know they get so excited when they see us. We just look at ourselves as regular students, so

to see them get really excited to see us is really special," Tanner said. "We know how much our Auburn family gives to us, just to reciprocate that means a lot to us, and I know it means a lot to them. We just try to do as much as we can in the community because we know that we get a lot of support from this community."

As she watched one of her daughters make room in the ring for Aubie, Michelle Taylor said Storybook Farm has been a blessing.

Taylor and her two daughters, Shelby and 13-year-old Sarah, travel nearly three hours round trip from Delta each week for therapy at Storybook.

"Six years we've been riding, and it makes a huge difference. Huge difference. Shelby's got spina bifida. We have urological, neurological challenges, so we really enjoy it," Taylor said, adding riding has helped build Shelby's muscle strength. "Sarah had early stages of scoliosis. Once she

started riding, they improved, which there's supposed to be no improvements. We give it to God's natural resource that we have a Storybook to fix our needs."

And it's not just the girls' horses, Mr. Smee and Lumiere, that have made a difference. Taylor said the volunteers have also made an impact on her daughters.

"It's amazing, and everybody out here's just overwhelming with kindness," she said. "We always enjoy them, because they're all so kind. They act

like they truly do care about the kids. A lot of kids, that's number one whenever there's a challenge to get them through."

Little stood on the side of the ring and watched the riders enjoy their time with the women's basketball team. At the end of the session, riders fell in line and made their way to a mailbox on the edge of the ring. Each child pulled a small sports ball from the mailbox to remember athlete day at Storybook.

"It's really a neat experience for kids, because many of them can't get to games. They have the chance to be one-on-one with the athletes, their role models," Little said.

"And for the kids, it's just an opportunity for them to be inspired and encouraged and be made a fuss over. Our main goal is for each child to come out here and experience the love of Christ and experience being valued and being loved and cared for and appreciated. And that's what we're able to do with all these guys today."

O-A News
11/12/15

WOMEN'S BASKETBALL

Tyra Johnson signs with Auburn

Tyra Johnson of Decatur has signed a National Letter of Intent and will join the Auburn women's basketball team in the fall of 2016, Auburn coach Terri Williams-Flournoy announced Wednesday.

Johnson, a 5-7 guard, is in her senior season at Austin High School in Decatur. She has also played for the Alabama Southern Starz and Georgia Hoopstars in summer competition.

Williams is rated the nation's 24th-best point guard by ESPN HoopGurlz. She was a first-team all-state selection in class 6A as a junior and was named the Decatur Daily's Player of the Year. She averaged 15.4 points and 3.2 assists as a junior, leading Austin to the state tournament.

11/13/15

OPELIKA-AUBURN NEWS • www.oanow.com

Auburn University Women's Basketball

Auburn opens against UAB with more experienced team

From staff reports

Last year, it was no secret that the Auburn University women's basketball team was young. Very young.

This year, not so much.

The Tigers, who open their season Friday night against UAB, return all five starters to the court for the 2015-16 season — all five starters who went through the lows, and then a few highs, during a disappointing 13-18 campaign.

"When you look at (last year) playing with a freshman point guard and now coming back with a sophomore point guard, it definitely allows you to say you have an experienced team, a veteran team," Auburn head coach Terri Williams-Flournoy said. "We have all five starters from last year returning, so once again, that helps you a lot and makes you look like a veteran team. We could even tell in practices, we've been able to put new stuff in and not have to go back and repeat the stuff we put in last year because they already had that. The practices have been great."

With nine overall letter winners returning, Williams-Flournoy — now

in her fourth season on the Plains — is hoping this is finally Auburn's breakthrough year to be contenders and a team to be reckoned with in the Southeastern Conference.

"If you look how we ended the season last year, winning four of our last five games, it's almost like it started to click a little bit. We played a lot of young kids and we had five freshmen. It does take a little while for the freshmen to get the experience and understand playing at the Division I college level. It's really different for them. I think we showed in the last four or five games the team we want to be."

For Auburn to do that, the now experienced Tigers will have to improve on their numbers from a year ago.

Junior Brandy Montgomery returns as Auburn's leading scorer after averaging 12.3 points per game last season. Senior Tracee Tanner, at 11.7 points, was the Tigers' second-leading scorer a year ago and led Auburn in rebounds at 6.1 per game. In all, the Tigers return seven of their top eight scorers.

"I think they always have to make sure they are scoring, because they will be a

threat," Williams-Flournoy said. "Tracee will be a threat inside for us all the time. Brandy has worked on developing not just being a 3-point shooter, so now the scouting report has to change a little bit. I think that's what both of them needed, that scouting report to change a little bit."

Also back for Auburn, and not new to the battles of an SEC schedule, are juniors Katie Frerking and Khady Dieng and sophomore Neydja Petithomme. Those three, along with Tanner and Montgomery, will round out the top five.

Auburn begins its season with a big in-state test when the Tigers welcome UAB to the Plains for the first part of a double header with the men's team. The women tip off at 5:30 p.m.

Last season, UAB finished 18-13 overall and 11-7 in Conference USA, its best league record since 2006-07. The Blazers return three starters and 10 total players from their 2014-15 team.

Auburn Women Tigers pick up win over UAB to open season

From staff reports


This year the Auburn women's basketball team prided itself on having more experience.

On Friday night in its opener against UAB, it was a veteran — as well as a fresh face — who led the charge.

Junior Brandy Montgomery scored 24 points and freshman Janiah McKay added 20 with seven assists in her collegiate debut to lead Auburn to an 85-71 win over UAB at Auburn Arena.

"I thought in the second half the energy level was much better," Auburn head coach Terri Williams-Flournoy said. "It is to be expected playing your first game. They have to get the jitters out because we haven't played in a while. They have to get used to being back on the floor. We have a few people playing different positions. Once we got all of the cobwebs out, we were much better in the second half. (Tra'Cee Tanner) went beast mode like she should have."

What does beast mode mean for Tanner? On Friday, it equaled a double-double of 18 points and 10 rebounds. It was the ninth double-double of her career.



AUBURN 85, UAB 71

Montgomery went 10-of-19 from the floor, hitting four 3-pointers on the night.

McKay, a freshman, added 20 points and a game-high seven assists in an impressive collegiate debut.

"She got really comfortable, didn't she?" Williams-Flournoy said of McKay.

"That is her game. I thought she did a really good job penetrating and getting to the basket. She sometimes went to the basket, and sometimes she kicked it back out. When you are a freshman and this is your first game and you go for 20 points and seven assists, you can't be too upset about that. One turnover is great for a freshman in her first game."

Junior Katie Frerking went 4-for-10 from 3-point range for 12 points and added a game-high three steals.

Auburn scored 40 points in the paint, led by Tanner's 16.

Auburn started the game on a 7-0 run before UAB heated up from behind the arc, hitting four opening-period 3-point attempts to tie the score at 18 at the end of the first quarter.

The Tigers and Blazers exchanged leads in the second quarter, culminating with UAB's Chelsea Black, who led the team

with 22 points, hitting a 3-point shot with 0:02 left on the clock to give UAB a one-point halftime lead at 36-35.

The game took a turn in the Tigers' favor in the third and fourth periods as Auburn found their mark, hitting a sizzling 61.1 percent (22-36) from the floor.

A 14-0 run spanning the final minutes of the third quarter and the start of the fourth proved to be the difference as UAB got no closer than seven points for the remainder of the game. Montgomery was the spark that ignited the run, scoring seven points in that span.

Auburn shot 53.1 percent for the game while holding the Blazers to 47.3 percent.

Auburn forced UAB into 17 turnovers while committing just nine of their own.

The Tigers had one more rebound than the Blazers as well.

The Tigers improved to 10-0 under Coach Flo when scoring at least 80 points and 18-1 when shooting 50 percent or better from the floor.

The Tigers (1-0) won their season opener at home for the 25th straight time behind a second-half surge that saw Auburn shoot 61.1 percent over the final 20 minutes.

Auburn is back in action Monday, Nov. 16, as they travel to Hammond, La., to face Southeastern Louisiana. Tip is set for 7 p.m.

WOMEN'S BASKETBALL
Tanner hits 1,000
as Tigers hold off Boise State

O-A News
11/28/15

GUAYNABO, Puerto Rico — Auburn battled back from a 12-point deficit and used a smothering defense in the second half to hold off Boise State, 55-53, on Friday night at the San Juan Shootout.

Senior Tra'Cee Tanner scored her 1,000th career point for the Tigers (4-1) and picked up her second double-double of the season with 17 points and 11 rebounds to lead Auburn in both categories.

But the Auburn defense was the story of the game as the Tigers forced BSU into 27 turnovers — 16 of them in the second half — leading to 28 points. Auburn also took advantage of second chances, pulling down 18 offensive rebounds and converting those into 19 second-chance points.

A Tanner layup with 1:26 to play gave the Tigers a 54-51 lead, but the Broncos (2-2) answered with a mid-range jumper to cut the lead to one point. Trying to run the clock out, the Tigers missed a pair of shots in the final minute but pulled down two key offensive rebounds, forcing Boise to commit three fouls in five seconds to get the Tigers into the bonus. Katie Frerking hit one of two attempts with :15.3 to play to give Auburn a 55-53 lead.

After Boise called its final timeout to advance the ball to the frontcourt, Auburn once again used a suffocating defense to keep the Broncos from running a play, forcing them to settle for a desperation heave that fell short as time expired.

The Tigers had a season-high 14 steals — Brandy Montgomery and Katie Frerking had three apiece, while Jazmine Jones, Jessica Jones and Jonika Garvin had two each.

Offensively, Tanner's 17 points led the night for Auburn while Frerking had 11 and Montgomery added 10. Frerking also pulled down a season-high eight rebounds.

After a cold first half, the Tigers shot 44.1 percent in the second half and held the Broncos to a 37.5-percent clip in the final 20 minutes. The biggest chunk of Boise's offense came from guard Brooke Pahukoa, who hit five 3-pointers en route to a 21-point night.

Boise State (2-2) jumped out to a 12-point lead in the first quarter and led by 10 after the first 10 minutes of play. Auburn cut into that lead in the second period, getting as close as two points before the Broncos took a 27-23 lead into halftime.

Auburn opened the second half on a 12-2 run to turn the four-point deficit into a six-point lead. Tanner scored the first six points of the third period to tie the game at 29, then Dieng had a steal in the backcourt and drove the length of the floor for a layup to give Auburn its first lead at 31-29. A pair of Frerking jumpers increased the Auburn advantage to 35-29 with 4:25 to play in the third.

After Tanner hit the 1,000-point mark on a free throw with 39.3 left in the half, Boise regained the lead at the end of three, 39-38, with a running jumper in the paint as time expired. But the Tigers pushed back ahead early in the fourth, taking a five-point lead at 48-43 on a Montgomery layup with 7:24 left.

O-A News
11/29/15

Auburn women earn OT win over Minnesota, 81-79

Led by 25 points and a pair of clutch three-pointers from Brandy Montgomery, the Auburn women's basketball team overcame a furious Minnesota comeback to pick up an 81-79 overtime win Saturday night at the San Juan Shootout in Puerto Rico.

The Tigers (5-1) saw a 13-point lead evaporate in the fourth quarter as Minnesota hit 9-of-14 shots. Gopher star guard Rachel Banham, after setting the school scoring record earlier in the game, scored 11 of her 29 points in the final 10 minutes, hitting three huge three-pointers to cut into the Auburn lead. After the Tigers could not get a shot off at the end of regulation, the game went to overtime tied 71-71.

In the extra period, the Gophers took their first lead since the first two minutes of the game. But Montgomery hit a huge 3-pointer with 2:30 to play to tie the game, then knocked down another with 48 seconds left to give the Tigers an 80-78 lead. After a Minnesota miss and a pair of fouls to send the Tigers to the line, Katie Frerking hit one of two attempts to put Auburn up by one.

A non-shooting foul then sent the Gophers to the line for two, but Auburn got the rebound on the miss and melted away the final six seconds to secure the victory.

It was Auburn's third-straight victory with all three coming over teams that participated in last season's NCAA Tournament. At 5-1, Auburn is off to its best start since the 2011-12 season.

Montgomery's 25 points gave her three games at 20-plus this season and boosted her season scoring average to 17.5/game. Tra'Cee Tanner followed up her double-double with a 16-point, nine-rebound night, and Katie Frerking was also one board shy of a double-double with 14 points and nine rebounds. Frerking also added a game-high six assists.

For the third-straight game, Auburn forced its opponent into 20 or more turnovers, forcing exactly 20 by the Gophers and converting those into 27 points. The Tigers also pulled down a season-high 18 offensive rebounds and a total of 43 to Minnesota's 37.

The teams traded blows for much of the first quarter with Auburn taking a 16-14 lead after the first 10 minutes. But the Tigers turned up the defensive pressure, forcing nine Gopher turnovers and turning that into 10 points, taking a 42-33 lead at the half.

Auburn will have a week off from competition and will return to action next Saturday, Dec. 5, against East Carolina. Tip is set for noon at Auburn Arena.

Good and Getting Better

By Mark Murphy

Although she led the Auburn women's basketball team in scoring last season as a sophomore, Brandy Montgomery says she is still a work in progress and her coach, Terri Williams-Flournoy agrees.

"I am always in here (Auburn Arena) trying to get better," says the five-foot-ten guard from Port St. Lucie, Fla., who her coach affectionately calls a "gym rat."

Montgomery, who grew up in a basketball loving family, doesn't disagree with that description.

"Both of my parents were basketball coaches and my sister played basketball at the University of Central Florida and now she is playing professionally overseas," Montgomery says. "My brother plays at a prep school in Clermont, Fla. I grew up around basketball and I have always had a love for the game. I have been playing since I was seven years old."

All of that time in the gym paid dividends. She is off to a strong start as a junior and looks like she will have a good chance to surpass her 2014-15 averages of 12.3 points and 3.9 rebounds per contest.

"During the offseason I worked on getting to the rack and finishing with contact," Montgomery says. "I also want to become more consistent with my shot. I want to take smart shots by knowing when to shoot the ball and when to give it up."

Scoring is something she has done a lot of over the years. During her first college season she averaged 11.4 points, which ranks seventh for a freshman in Auburn history. Prior to arriving on campus she scored more than 3,000 points in high school. As a senior at Lincoln Park Academy she averaged 31 points, 7.1 rebounds, five assists and four steals.

Montgomery points out that she is working on becoming a complete all-around performer and her coach notes that is a good thing.


"We need Brandy to be a better defensive player for us," Williams-Flournoy says. "We all know she has got the offensive game and I think she showed us in the last four or five games last season that when she is a better defensive player her role is huge."

"Where she is in our press and where she is in our defense in the half-court, she realized the better defensive player she is the easier it is for her to score in transition because it is very hard to score when everybody is set on defense," Auburn's coach points out.

Something that should help Montgomery and all of her teammates become better defenders is a major commitment to conditioning for the 2015-16 season under the direction of Greg Werner, the team's new strength and conditioning coach.

Montgomery can already see the impact of a change in the training methods. "I am in better shape and it helps with the way we play," she says. "Coach G is great. He has really helped us get in shape so we can play the way we want to play and not get fatigued."

Conditioning is a big deal to Williams-Flournoy, whose teams rely heavily on an up-tempo style with



Brandy Montgomery scores vs. UAB in the 2015-16 season opener.

Photography: Zach Bland

full-court pressure defense and fastbreak baskets when they are available. "Brandy is athletic and she has the skill to score in transition," Williams-Flournoy says. "That is when her game comes alive."

"For us scoring leads to our defense, and our defense is our offense," Auburn's coach adds. "That is what we have to get them to understand because when we score we can jump right back into our (full-court) defense. It is hard to set up your press when you are not scoring. It definitely makes a difference in the game."

Montgomery entered the season with 87 three-point field goals, which ranked 10th in Auburn history. She will likely more than double that total before she leaves, but there is a lot more to the junior's game than just long-range shooting.

"She is really working on creating more off the bounce," Williams-Flournoy points out. "We know she can shoot the three, but everybody else knows that, too. Now, when she is being denied the ball and that shot is being taken away, she is able to do a little bit more. She is working on her one-two dribble pull-up and she is working on attacking the basket. We are trying to improve her all-around offensive game."

Montgomery says she enjoys playing for Williams-

Flournoy. "She is tough. She demands the best out of you. She wants you to play with effort and heart. She always says there are two things you can't coach—effort and heart."

Montgomery notes that she tries to play the way her coach wants. "I am like a ball of fire," she says in describing her on-the-court style. "I feel like I give my team energy. I am clapping, I am screaming, I am hitting them on the butt and saying 'let's go.' I tell them when they mess up it is okay—have short term memory and get the next play. I am that type of teammate. I think that helps us so that is what I am trying to do—develop the skills to be a leader."

The junior says that process started immediately after the Tigers finished a disappointing 2013-14 season that wasn't a total washout as the team improved late in the schedule and won four of its last five contests. In one of those games, a victory over Alabama, Montgomery scored her collegiate career high of 30 points.

"One of our mottos is to pick up where we left off last season and roll it over into this season," she says. "I think we are off to a good start with what we want to do."

Williams-Flournoy says that Montgomery arrived in college with a good knowledge of the game. "Her family are hoopers. Her mom and dad have coached basketball. Her sister played basketball in college and her brother, E.J., is a sophomore who is one of the top prospects in the country. She comes from a basketball family. She can't help but be a good basketball player."

Montgomery has spent a lot of family time on basketball courts with her parents and her sister Brittany, who was a star at the University of Central Florida and is currently playing professionally in Europe. "Me, my sister and my brother are all competitors and we played against each other growing up and we would play against my parents," she says. "It is a competitive household. We always had access to a gym because my parents were coaches so we could go to the gym anytime we wanted."

"My mom was a junior college coach and my dad was her assistant," Montgomery says. "Then she went and coached on the high school level. My dad also coached on the high school level, but now they are doing different things now."

Montgomery points out that her mother, Glenda, and her father, Efrem, try to come to her games whenever they can. "They are very supportive," she says.

They are also supportive of Montgomery's not-so-little younger brother, E.J., who sometimes makes trips to Auburn where he hangs out with his sister and also checks out Bruce Pearl's Auburn men's team, which has already offered him a scholarship even though he is just a sophomore in high school. Auburn is not alone in that regard with the offers coming in from many colleges interested in signing the six-foot-nine forward.

"He is always going to be my little brother and he loves the game as much as I do," Montgomery says. "He is pretty good."

In her first season at Auburn, Montgomery was selected to the Freshman All-SEC team. This season one of her goals is to make the regular All-SEC squad.

"I want to do whatever it takes to make us successful as a team and do whatever it takes to become an all-around player who is All-SEC."

Someone who says she feels it is important to play the game with passion, Montgomery points out that she likes what she has seen so far from this season's Auburn team. "I feel the energy," she says while predicting the Tigers will be improved with better defense a key to making that happen. "We know what we need to do defensively because that starts our game."

Williams-Flournoy, who is known around campus as Coach Flo, says her junior guard has increased her maturity level since joining the 2013-14 team. "If you look at her from her freshman to her junior year, it is a major turn. You can see how she is taking the coaching much better as constructive criticism. She doesn't take it personally like she used to. Now it is 'okay, okay, I got you' vs. before she was kind of a little hurt by it. We had to tell her that it wasn't about her as a person, we are talking about you as a basketball player."

"Brandy is a great person," Williams-Flournoy adds. "She is a little sensitive because she is a perfectionist. She wants to do it well. When she makes a mistake it is almost like she let you down so we have got to say, 'It's fine, everything is going to be alright.' She is an easy kid to coach. She is a hooper, she is a gym rat. She wants to be in the gym all of the time. She wants to improve. You don't have to worry about Brandy getting extra work. She is getting it in."

Visitors to Auburn Arena can often find Montgomery shooting a basketball on the main court or next door in the practice facility, which also holds the team's weight training area. The junior says she has always felt comfortable at Auburn, which heavily influenced her decision to sign with the Tigers. "It is so family oriented," she says. "When I came here I loved the girls, I loved the coaches, the campus is beautiful and academically it is great. It is a perfect fit for me. Coach Flo likes to run and play transition basketball."

Auburn's style of play should help her in a quest to follow in her sister's footsteps and make a living playing the game. Her goal is to compete in the WNBA and when that league is out of season move to Europe where players can earn money than they do in the American pro league.

Away from basketball Montgomery says she is making progress. "I am a junior this year so I am in my major classes and my major is communications," she says. "I am really enjoying it and it is going well."

When it is time to get away from basketball and classes to relax, she has a definite idea of how to do that. "I like to hang out with my teammates, go to the movies, go out to eat and go to the mall shopping," she says.

After being part of a team that suffered through a losing season in 2014-15, Montgomery seems determined to see that change. "I feel like we are going to go further than we did last year," she says. "I feel like everyone has bought into Coach Flo's system and the freshmen are ready to contribute. The returners, we know what to do. I think we have a great group of girls and I am ready to fight with them." 🍀

O-A News
12/6/15

WOMEN'S BASKETBALL

Tigers down East Carolina 83-69 for Coach Flo's 200th win

Katie Frerking scored a career-high 26 points, and coach Terri Williams-Flournoy earned her 200th career head coaching victory as Auburn downed East Carolina 83-69 Saturday afternoon at Auburn Arena.

The Tigers (6-1) improved on their best start in six years, using a smothering defense to force the Pirates (6-3) into 33 turnovers. Meanwhile, Auburn shot 52.5 percent from the field and topped the 80-point plateau for the fourth time in seven games.

Auburn built its lead outscoring the Pirates 27-9 in the second quarter, scoring 17 points off eight ECU turnovers in the period. In fact, after Tra'Cee Tanner went to the bench with her second foul with 3:25 left in the first quarter and ECU leading 18-11, Auburn finished the half on a 36-11 run.

"Definitely the best second quarter our team has played thus far this season," Williams-Flournoy said, "which I think really carried us over and got us the lead and everything else that we needed. Katie (Frerking) definitely stepped up when Tra'Cee (Tanner) went to the bench in foul trouble. I thought Jessica Jones came in and gave us some great minutes having Tra'Cee on the bench."

Williams-Flournoy improved to 200-153 for her career, 57-49 in her fourth season at Auburn.

"It feels great," she said of her 200th career victory. "Like I said, it is my 200th, but it is also our players, Auburn players' 200th win. It is awesome."

Frerking had equaled her previous career-high of 15 points by the end of the first quarter. She finished with 26 points on 10-of-16 shooting, including 4-of-6 from 3-point range. She also had six steals, three rebounds, two blocks and two assists.

O-A News
1/13/16

WOMEN'S BASKETBALL

Katie Frerking named to Academic All-District Team

Auburn junior Katie Frerking was named to the Academic All-District Team for women's basketball, the College Sports Information Directors of America announced Thursday.

Frerking, a junior from Johns Creek, Ga., was one of three SEC players named to the five-player team. She has a cumulative 3.69 GPA in marketing and accounting.

On the court, Frerking has been one of the top defensive players in the SEC, leading the league with 2.6 steals per game. She also averages 12.4 points and 5.1 rebounds, and she has scored in double-figures 17 times in 25 games this season.

Auburn University Women's Basketball

Tanner has come full circle at Auburn vs. 'Bama

BY DANA SULONEN
dsulonen@oanow.com

Tra'Cee Tanner remembers bits and pieces of her first collegiate start.

It was on Feb. 17, 2013 at Auburn Arena. She might have only scored two points and grabbed five rebounds in her 13 minutes of play, but the day meant more than her stat line.

Yes, it was her first start as an Auburn Tiger. Yes, it was the first time she got to start with her sister, Tyrese.

But beyond all that, it was her first



ALABAMA (12-4, 1-2 SEC)
VS. AUBURN (11-5, 1-2)

Auburn Arena

6 p.m. Thursday, TV: SEC Network +

first start with my sister in college," Tanner said. "It was my first everything. It was just a great moment in front of my friends and family."

Auburn won that game against the Crimson Tide, 70-53. Since that game, every time Alabama has come to town while Tanner has been a part of the women's basketball team, the Crimson Tide has headed back to Tuscaloosa on the wrong end of the scoreboard.

Tra'Cee Tanner and Auburn 3, Alabama 0.



ZACH BLAND/AUBURN ATHLETICS

See **TANNER**, Page 6B Tra'Cee Tanner is second on the team with 14 points per game.

O-A News
1/14/16



ALABAMA AT AUBURN

Where: Auburn Arena (9,121)

When: 6 p.m.

TV: SEC NETWORK +

PROJECTED LINEUPS

Auburn (11-5, 1-2 SEC): G Brandy Montgomery, 5-10, Jr. (17.3 ppg, 4.1 rpg, 2.1 apg); F Katie Frerking, 6-0, Jr. (11.6 ppg, 5.3 rpg, 2.9 apg); F Jazmine Jones, 6-2, So. (5.7 ppg, 3.8 rpg, 1.8 apg); G Janiah McKay, 5-6, Fr. (9.8 ppg, 2.1 rpg, 2.6 apg); C Tra'Cee Tanner, 6-3, Sr. (14.0 ppg, 8.6 rpg, 1.1 apg).

Alabama (12-4, 1-2 SEC): G Brenna Hayden, 5-8, Sr. (8.9 ppg, 4.1 rpg, 2.1 apg); G Hannah Cook, 6-0, So. (12.6 ppg, 5.8 rpg, 1.1 apg); F Nikki Hegstetter, 6-2, Sr. (8.5 ppg, 7.4 rpg, 1.4 apg); G Meoshonti Knight, 5-8, So. (9.8 ppg, 4.1 rpg, 2.2 apg); PG Karyla Middlebrook, 5-7, So. (9.3 ppg, 4.1 rpg, 3.3 apg).

THINGS TO WATCH

Key for Auburn: Doing what it does best—press, press, press some more, then turn that defense into offense. The Tigers were out of sync in its loss to Tennessee and went cold shooting (29 percent from the floor). Alabama comes in averaging 41.4 percent shooting while Auburn is slightly higher at 42.3 percent. For Auburn to get back on the winning side, the shooting woes need to go away, and what better way for that than with some good ol' fashioned Coach Flo pressure defense.

Matchup: There aren't many players for Alabama who stand out on the stat line, but coach Terri Williams-Flournoy said that Alabama does have strong players in the post, which means that it's going to come down to Tanner vs. Hegstetter.

Quotable: "It's huge. It's huge for us to get this win and get back to winning in this conference. We can definitely win in this conference. We're a much better team. We've got our 'Big Three' (Tanner, Katie Frerking, Brandy Montgomery) who are playing well, and they have to continue to play well. Everybody's got to do their part." — **Auburn women's basketball coach Terri Williams-Flournoy on the importance of getting back to .500 in SEC play**

Tanner

From Page 1B

"It would mean a lot because we could say we went all four years playing at home and we never lost to Alabama on our court. It would mean we just took care of our business," Tanner said.

Tanner and the Tigers will try and take care of business Thursday night at Auburn Arena against the Crimson Tide. And even though Tanner might be the only player on the roster from the state of Alabama, no one is questioning what Thursday's game means—even if they don't know the current streak the Tigers have at home against the rival.

"I don't know if they know that, but they know we want to beat Alabama," Auburn head coach Terri Williams-Flournoy said. "Whether it's been this year, last year, 50 years ago, it doesn't matter. We always want to beat Alabama."

For Auburn to have its best chance to beat Alabama, Tanner has to produce the way she has been as of late for Auburn (11-5, 1-2). The senior is second on the team with 14 points per game and leads the squad with 8.6 rebounds per contest. She recorded her sixth double-double of the season against Tennessee on Sunday and was named the SEC Player of the Week after the Tigers upset then No. 7 Kentucky on Jan. 3.

For her career, Tanner is currently 25th in Auburn history with 1,161 points and 15th all time for rebounds (661).

But for Tanner, the numbers don't matter—it's about the wins. So right now, for the senior center, it's about beating Alabama and snapping the Tigers' current two-game skid.

"We started out SEC play with a bang, beating No. 7 Kentucky was just great," Tanner said. "But our coaches always say we can't get too high and we can't get too low. Against Mississippi State we got too high, and at Tennessee we got too low. Coming back and being able to play against Alabama, which is a big rivalry, will definitely give us a spark we need to go against Kentucky and South Carolina. I think everybody's ready, everybody's focused, we're starting on a clean slate and we're not letting anything that's happened hold us back. We just have to keep in mind, we just have to do what we do and do it well going through the SEC because anybody is beatable on any given night."

Jazmine Jones helps power Auburn past Alabama

Jan. 14, 2016




Auburn
 (12-5, 2-2)

Game 17

Alabama

Auburn

	1	2	3	4	F
Alabama	13	7	21	18	59
Auburn	12	18	24	18	72


Alabama
 (12-5, 1-3)

[Final Statistics](#) | [Photo Gallery](#) | [Highlights](#) | [Quotes](#) | [Schedule/Results](#) | [Tickets](#)

By Charles Goldberg
 AuburnTigers.com

AUBURN, Ala. — Auburn coach Terri Williams-Flournoy counts on Katie Frerking, Brandy Montgomery and Tra'Cee Tanner for scoring. But when a fourth player wants to join the party, even bigger and better things can happen.

A bigger thing happened Thursday night when Jazmine Jones scored a season-high 16 points and grabbed 10 rebounds to help the Auburn beat rival Alabama 72-59 in front of 3,383 fans in Auburn Arena. The Tigers had four players in double figures in beating Alabama for the fifth consecutive time on their home floor.

"Anytime you can have somebody else step in and give the scoring that we need, it is great," Williams-Flournoy said. "Jaz really gave us that extra bonus we need. Jaz can do that every night."

Auburn's big three scorers did their part, too. Frerking led Auburn with 21 points, Montgomery scored 16 and Tanner scored 11. Hannah Cook led Alabama with 19 points.

Auburn improved to 12-5 overall and 2-2 in the Southeastern Conference. Alabama fell to 12-5 overall and 1-3 in the league.

"It's always fun to beat Alabama... the whole rivalry and all," Frerking said. "But at the end of the day, it was just another win and we've got to take it, learn from it and enjoy it but move on."

Alabama led after the first quarter, but that didn't last long. The Tigers led 30-20 at the half and ran the lead to 20 points late in the third quarter. The Tide cut the lead to six in the fourth quarter, but Auburn pulled away again.

"They kind of made their run right back at us, but we got our composure and got back in the game and won it like we're supposed to," Williams-Flournoy said.

Williams-Flournoy also said she pushed her team to rebound better. The Tigers did. Auburn won the rebounding battle 39-25, including 16 offensive rebounds.

"Rebounding hasn't been what we done extremely well, so it was a point of emphasis we've made the last couple of days in practice because we have to," Williams-Flournoy said. "A lot of teams were really killing us on the offensive board. We had to get to the offensive boards ourselves."

Auburn's next game is at No. 9 Kentucky at noon Sunday in a game that will be televised by the SEC Network. The Tigers beat the Wildcats 66-61 on Jan. 3.

Charles Goldberg is a Senior Writer at AuburnTigers.com. Follow him on Twitter: Follow @AUGoldMine

O-A News
1/15/16

AUBURN UNIVERSITY WOMEN'S BASKETBALL

On the Rebound

Tigers snap
two-game
losing streak

BY TOM GREEN
tgreen@oanow.com

As Auburn watched film during practice the last three days, head coach Terri



**AUBURN 72
ALABAMA 59**
Auburn Arena


Williams-Flournoy kept pointing out to junior Katie Frerking something peculiar she had been noticing when shots were

coming off the rim: Frerking was caught standing around, just watching — not crashing the boards.

Williams-Flournoy admittedly cussed out Frerking for her effort, or lack thereof, on the boards.

"Rebounding hasn't been what we've done extremely well, so it was a point of emphasis that we made the last couple of days in practice because we have to," Williams-Flournoy said. "A lot of teams have really been killing us on the offensive boards, so we had to get in there and we had to rebound, but more importantly we had to get to the offensive boards ourselves."

Frerking and the rest of the Tigers made sure that wasn't the case on Thursday night during a 72-59 win against archrival Alabama.



Auburn's Tra'Cee Tanner (44) gets a rebound against Alabama on Thursday in Auburn. Also pictured for Auburn is Katie Frerking.

TODD VAN EMST/TVEMST@OANOW.COM

Tigers

From Page 1B

Auburn (12-5, 2-2 Southeastern Conference) outrebounded Alabama (12-5, 1-3) by 14 — including a seven-rebound advantage on the offensive glass as the Tigers snapped a two-game losing streak and extended their home winning streak against the Crimson Tide to five games. The extensive rebounding advantage helped Auburn outscore Alabama, 30-18, in the paint, and the Tigers' 16 offensive boards led to 18 second-chance points.

"We knew that they didn't box out extremely well, but we hadn't been crashing the boards," Williams-Flournoy said. "We showed Katie on film where she had been standing around a little bit, just watching; (Jazmine Jones) had been watching. Any time we can get Brandy going to

the offensive boards, it's always great. Tra'Cee is in there already, so she's going to rebound."

"We really needed the wings to come in there and rebound a little bit more and crash the boards."

Frerking in particular made a concerted effort to crash the boards, finishing with five rebounds, including four on the offensive glass. She also finished with a game-high 21 points as four Tigers finished in double figures.

Jazmine Jones had a double-double as she finished with a season-high 16 points to go along with 10 rebounds and a career-high five steals, while Brandy Montgomery had 16 points and five rebounds, and Tra'Cee Tanner added 11 points and nine boards.

Alabama had just one player finish in double figures, as Hannah Cook scored 19 points and

had 10 rebounds.

"We always talk about Katie, Brandy and Tra'Cee being our big three and our scorers," Williams-Flournoy said. "Any time you can have Jaz (or) ... any time you can have somebody else step in and give us the scoring that we need, it's great. When they score, we usually win. It becomes an easier game for us to win."

Jones was particularly hot early in the game as Auburn jumped out to a 30-20 halftime lead. Jones was 5-of-7 in the first half for 10 points and six rebounds — including 2-for-3 in the second quarter when Auburn opened up the game thanks to an 18-7 scoring advantage in the period. Thursday marked her second career double-double.

"Jaz tonight really gave us that extra bonus that we need," Williams-Flournoy said. "Jaz can do that every night. Sometimes she comes out a little tentative, but

she hit her first corner jumpshot, then hit her second one and I knew at that point she had the confidence she needed."

It gave Auburn plenty of confidence, too. The Tigers pushed their lead to as many as 20 in the third quarter as they appeared to be cruising to their second conference win.

Alabama still had something left in the tank, though. Spurred by a 2-3 trap defense, the Crimson Tide went on a 17-3 run to cut Auburn's lead to six with 5:49 to play in the game.

During that run, Auburn turned the ball over six times and went 0-for-6 from the field — with all three of the team's points coming from the free-throw line.

"That just can't happen, and we knew that," Frerking said. "Once again we had kind of gone flat."

As Auburn continued to struggle with Alabama's trap, Frerking turned to Williams-Flournoy and

asked her one question: "Can I just attack?"

Williams-Flournoy's response? "OK, go."

So Frerking and Auburn did — and opened their lead back up. After the teams traded points on the next two possessions, the Tigers went on an 11-1 run to stretch the lead back to 17.

Afterward, there was no cussing from Williams-Flournoy; it was all smiles from Auburn's coach and her players — including Frerking, who made sure her coach opened the postgame press conference acknowledging Frerking's four offensive rebounds.

"It's always fun to beat Alabama," Frerking said. "Any win at home is a good win, but the whole rivalry and all — that's fun to do, but at the end of the day it's just another win and we got to take it and learn from it and enjoy it, but move on because we play again quick."

O-A News
1/25/16

Auburn University Women's Basketball

Tigers all smiles after win

BY DANA SULONEN
dsulonen@oanow.com

As the Auburn women's basketball team was pulling away against Arkansas in overtime, head coach Terri Williams-Flournoy was caught smiling on the sideline — a rare sight during the majority of Sunday's SEC matchup.

"I was happy to finally be smiling," Williams-Flournoy said. "These girls, they're just really trying... you see I need to get this gray hair covered."

It was a back-and-forth and at times a sloppy game, but after 45 minutes and a few new grays later, Auburn's fourth-year coach had every reason to flash the pearly whites. Her team was seconds away from a 71-60 overtime victory against the Razorbacks — a game that Williams-Flournoy




AUBURN 71, ARKANSAS 60
Overtime.

said featured "the worst first-half ever in Division I basketball."

"It was definitely a better second half than first half, and an even better overtime performance from our young ladies," Williams-Flournoy said. "We just kept fighting. We kept fighting all the way until the end."

There were a few reasons for a smiling coach after Sunday's game, but the biggest was again the play of the Tigers' defense, which kept them in the game when the offense couldn't find a way to pull ahead.



DAKOTA SUMPTER/AUBURN ATHLETICS

Auburn's Tra'Cee Tanner (44) led the team with 21 points against Arkansas on Sunday.

See **AUBURN**, Page 4B

Auburn

From Page 18

Despite only shooting 33 percent from the field in the first half, Auburn forced 11 turnovers in the first half on Arkansas (9-11, 4-3 SEC) to keep the Tigers in the game. Auburn finished the contest forcing 28 turnovers, including six steals by Katie Frerking and a career-high five steals by Jannah McKay. Auburn is unbeaten this season (7-0) when causing more than 25 turnovers in a game.

Those turnovers eventually paid off. Auburn

scored 24 points off of the turnovers compared to just 15 points from turnovers by the Razorbacks.

"I think (that kind of win) it definitely gives the team as a whole reassurance that our defense is what helps us win," Auburn senior center Tra'Cee Tanner said. "Especially in overtime — (coach) even said it before the game, 'You need to be all over the floor!' That's what overtime was. We were like, 'It's go time!' In overtime, we been there before. So, one thing as a whole, if this isn't something that clicked in our minds, that our defense is what gets us points, then it

speaks for itself."

While not much went right for Auburn offensively over the course of the first three quarters, the Tigers did outscore the Razorbacks 16-0 in bench points and 44-10 in the paint. Much of that had to do with Tanner, who led the team with 21 points. She also grabbed a team-high seven rebounds along with Frerking.

But despite the advantages in many categories, Auburn just couldn't get the momentum shift to pull away. In fact, that surge of energy didn't come until 8.9 seconds left in regulation, when Brandy Mont-

gomery hit a game-tying 3-pointer to eventually send the game into overtime. From the time Montgomery hit that game-tying shot until the final buzzer, the Tigers outscored the Razorbacks 15-4.

"It was just a hard blow to the gut," Arkansas coach Jimmy Dykes said. "The team that has momentum into OT normally wins the game, and that's what happened tonight."

Montgomery finished with 15 points, Frerking added 13 points — five coming in overtime — and McKay scored 10. Arkansas also had four players in double figures, led by

Jessica Jackson with 19 points. With Auburn improving to 13-7 overall and 3-4 in the SEC, the Tigers have now matched their win totals overall and in conference play from last season. And after a grueling schedule to start SEC play in which the Tigers played five of its first six SEC games against top-25 teams (Auburn played Kentucky twice), the Tigers now find themselves ninth in the SEC standings and will play all five teams below them — Georgia, LSU, Vanderbilt, Alabama and Ole Miss in the next five games.

But after a win like Sunday's, a game that could have very easily been a loss, the Tigers have a growing confidence in themselves — and their defense — as the homestretch of the season approaches.

"The day that I get them to buy into it and understand that our defense is not only going to win games for us, but also keep us in games like it did in the first half," Williams-Flournoy said. "Our defense was able to keep us (in the game) to only go down by two at half. It continued and then brought us the win in overtime."

O-A News
1/26/16

WOMEN'S BASKETBALL

Auburn women's hoops adds Weber State transfer Toure

Sira Toure, a sophomore from Kennewick, Wash., has joined the Auburn women's basketball team after transferring from Weber State, coach Terri Williams-Flournoy announced Monday.

"We are excited to have Sira join our Auburn women's basketball family," Williams-Flournoy said.

Toure, a 5-9 guard, played in 19 games as a freshman at Weber State in 2014-15. She averaged 2.7 points and 1.3 rebounds as a freshman and recorded a season-high of 14 points in a game with New Mexico State. She also played in one game this season.



Toure

A 2014 graduate of Kamiakin High School, she was an all-state selection as a senior and led her team to a first-place conference finish. Her older sister, Khadija, plays for East Carolina.

Toure will be eligible to play for the Tigers beginning after the 2016 fall semester.

Auburn University Women's Basketball

Auburn gets first road SEC win against LSU

O-A News
2/2/16

Special to the News

BATON ROUGE, La. — Senior Cabriana Capers had a career-high 10 points and nine rebounds as Auburn got its first SEC road victory of the season, defeating LSU 63-53 Monday night at the Pete Maravich Assembly Center.

Auburn (14-8, 4-5 SEC) overcame a season-high 30 turnovers and almost the entire lineup in foul trouble to snap a six-game losing streak to LSU (8-14, 2-7) and earn its first win in Baton Rouge since 2010.

"A lot of it was just getting the ball inside to Tra'Cee, and attacking and getting some transition layups," Auburn head coach Terri Williams-Flournoy said. "At the end of the day, it's a win. We've just got to play a little bit better as far as turning the ball over. We can't have the careless turnovers."

Capers' previous career-high was eight points against Hampton last season, and she tied her career-best with nine rebounds while playing a season-high 17 minutes off the bench.

"She was ready to play tonight," Williams-Flournoy said of Capers. "She gave us the lift we needed tonight."

Four players finished in double-figures for Auburn. Katie Frerking and Tra'Cee Tanner scored 13 points apiece, with Brandy Montgomery and Capers adding 10 each. Capers was the rebounding leader with nine, and Frerking pulled down seven boards as Auburn out-rebounded LSU 36-28.

Auburn shot 48.9 percent



AUBURN 63, LSU 53
Women

for the game, their best in SEC play this season, including a 60.8-percent mark in the second half. A 71-percent night at the free-throw line (15-of-21) aided the Auburn effort as the teams combined to be called for 51 fouls. LSU attempted 36 free throws on the night, connecting on 23.

Auburn held LSU to 33.3-percent shooting and without a 3-point field goal. The Auburn defense forced LSU into 24 turnovers with a four-steal night from Frerking leading the defensive effort.

An 8-1 run early in the third quarter gave Auburn a 28-19 lead as Montgomery scored six straight Auburn points in the first three minutes of the period. Auburn would maintain that

nine-point lead throughout the third, taking a 38-29 lead into the fourth.

Auburn was able to wear down a shorthanded LSU club that played just six players in the first 39 minutes of the game, increasing its lead to as many as 16 points with 3:09 to play. A foul-plagued final three minutes saw LSU pull as close as six points in the final 30 seconds, but Auburn connected on 12-of-18 free throws in the fourth quarter to seal the win.

Auburn took a 20-16 half-time lead when Frerking banked in a 3-pointer at the buzzer. It maintained a four-point lead Auburn held at the end of the first quarter as LSU was held to eight points in each of the first two periods.

Alexis Hyder led LSU with 17 points and nine rebounds.

Auburn returns home Thursday night to face Vanderbilt. Tip is set for 6 p.m. at Auburn Arena.

O-ANews
2/6/16

WOMEN'S BASKETBALL
**Tough defense gives Auburn win
against Vanderbilt**

A strong defensive effort led the Auburn women's basketball team to a 53-45 win against Vanderbilt on Thursday night at Auburn Arena, pushing the Tigers back to .500 in SEC play.

The Tigers (15-8, 5-5 SEC) beat Vanderbilt at home for the first time since 1999, snapping a nine-game home skid to the Commodores (15-7, 4-5). Auburn held Vanderbilt to a season-low scoring total, mostly thanks to forcing the Commodores into 29 turnovers.

For the eighth time this season, Auburn forced its opponent into 25-plus turnovers, getting 29 from Vandy on the night. The Tigers are 8-0 this season when forcing opponents into 25 or more turnovers. Jazmine Jones and Janiah McKay each had four steals to lead the defensive effort.

Brandy Montgomery led the Tigers with 16 points on 7-of-16 shooting with eight coming in the fourth quarter, giving Auburn its biggest lead of the night at that point. She also hit a pair of clutch free throws late to help secure the victory. Katie Frerking added 11 points and a team-best four assists while Janiah McKay had nine points along with four steals and two assists.

Auburn shot 44.2 percent from the field and held the Commodores, the SEC's top-shooting team, to 35.6-percent shooting. The Commodores were also held to 3-of-17 from beyond the three-point line, their lowest long-range percentage of the season.

Auburn Women's Basketball

Frerking's big day leads Tigers past Tide

From staff reports

TUSCALOOSA — For the third time in five years, the Auburn women's basketball team has swept the season series against Alabama.

And with the win, the Tigers are now back to above .500 in SEC play.

Behind a big day from junior Katie Frerking, Auburn defeated Alabama, 59-55, on Sunday afternoon at Foster Auditorium.

"It was a hard-fought one today," Auburn head coach Terri Williams-Flournoy said. "We really had to get out there and fight for that victory. I told them at the half that they were playing not to lose. They were not playing like they were supposed to win. We had to have the mindset that we were going to come out and attack them right away, and that's what we did in the third quarter." Frerking led all scorers with 22



AUBURN 59, ALABAMA 55

points. She added four steals, three assists, three rebounds and two blocks. She shot 80 percent from the floor (8-of-10) and was 3-of-5 from 3-point range. In two games against Alabama this season, Frerking has scored 43 points — 22 on Sunday, 21 in the home game on Jan. 14 — leading the Tigers both times.

Brandy Montgomery added 11 points and a team-best five rebounds, and Tra'Cee Tanner scored nine points.

"Katie needs to shoot the ball," Williams-Flournoy said. "She's such a good shooter. We need her to be an offensive threat for us all the time. She's such a team player and she wants to be so involved, but sometimes she has

to be selfish for the team by being an offensive threat."

The Tigers (16-8, 6-5 SEC) built a 15-point lead in the third quarter but saw Alabama (14-10, 3-8) put together a big run to open the fourth, cutting the Tigers' lead to as few as three points in the closing minutes. But Auburn was able to make just enough free throws down the stretch to hold off the rally.

The Tigers pulled away early in the third quarter as Frerking outscored the Crimson Tide by herself in the frame. Frerking put together a 14-point quarter, knocking down a pair of 3-pointers along the way, as Auburn outscored Alabama 24-13 in the period to take a 47-34 lead into the fourth. The Tigers shot 64.3 percent (9-of-14) in the third quarter.

"In the third quarter, we really looked to attack," Williams-Flournoy said. "I thought Katie

Frerking did one of her best jobs of being aggressive and attacking. And we turned them over in the third quarter. That was huge."

But Alabama went on a 11-1 run over the first six minutes of the fourth, cutting the Tigers' lead to just three points with 4:22 to play. A Montgomery jumper ended the drought to push the Auburn lead back to five, and Frerking scored to give the Tigers a 52-45 lead with 2:29 to play.

Free throw woes — Auburn was 11-of-24 in the game and 6-of-14 in the fourth quarter — kept the Tigers from putting the game away early as Alabama kept hanging around. But Erica Sanders, Frerking and Montgomery each hit 1-of-2 attempts in the final minute and kept the Tide from finding the basket over the last 90 seconds.

Auburn shot 47.8 percent from the field for the game, the Ti-

gers' second-best shooting day in conference play this season, and held Alabama to a 33.3-percent day. The Tigers were 50% from 3-point range, hitting 4-of-8 attempts (three from Frerking) while Alabama was 3-of-16 from beyond the arc. The Tide had two more rebounds than the Tigers, 35-33.

Auburn led 23-21 after a sloppy first half. Trailing 14-11 after one quarter, the Tigers held Alabama to just seven points in the second, and a layup by Tanner with 2.5 seconds remaining snapped a 21-21 tie to give the Tigers the halftime lead.

Meoshonti Knight led Alabama with 16 points, and Shaquera Wade added 14 points and nine rebounds.

Auburn plays its next-to-last road game of the season Thursday night when the Tigers travel to Ole Miss. Tip is set for 6 p.m. in Oxford, Miss.

Auburn University Women's Basketball

Auburn won't look past Ole Miss

BY DANA SULONEN
dsulonen@oanow.com

Auburn University women's basketball coach Terri Williams-Flournoy is not one to look ahead. So when even a hint of future talk was brought up on Wednesday afternoon, the fourth-year coach quickly said two words: Ole Miss, Auburn's next opponent.

When asked about the "p" word (meaning the postseason), Williams-Flournoy immediately chimed in with, "The P-word?"



AUBURN (16-8, 6-5 SEC)
AT OLE MISS (10-13, 2-8)

6 p.m. Thursday; TV: SEC Network+

Yeah, we're playing at the pavilion, the new Pavilion at Ole Miss."

Yes, that game is happening on Thursday night when Auburn (16-8, 6-5 SEC) heads to Oxford to take on the Rebels (10-13, 2-

8). The game is the fourth road game for the Tigers in their last five contests. During that stretch, Auburn is 3-1 and climbed to a tie for fifth in the SEC. That stretch also included Auburn's first SEC road win of the year, on Feb. 1 against LSU.

"We hadn't really won on the road," Williams-Flournoy said. "Now to not only win at home, and win on the road, of course they have some confidence in each other and themselves."

See **AUBURN**, Page 6B

Auburn

From Page 1B

"They are confident. Winning makes you even more confident. But they are understanding a little bit more on the defensive end what we're doing."


With the wins, and the climbing in the SEC standings, Auburn has also jumped its way into the national spotlight. Though the team isn't receiving votes in the Associated Press Poll, the team did receive four votes in the USA Today Coaches Poll and is currently an 11-seed in the NCAA Women's Basketball Tournament according to the latest bracketology released by ESPN on Monday. They are listed as one of the last four in the tournament.

But Williams-Flournoy won't even entertain thoughts of the postseason — her main focus is Ole Miss. If Auburn were to win its fourth-straight game in conference play, it will be the first four-game, regular-season SEC win streak since the 2008-09 season.

For Auburn to obtain that, two keys things are imperative according to Williams-Flournoy: a reduction in turnovers and solid play by the big three of Tra'Cee Tanner, Brandy Montgomery and Katie Frerking.

The turnovers have been a struggle all year for Auburn on its end, averaging 18 per game. However, Auburn's smothering press and the defensive forcing turnovers have been its saving grace as Auburn is currently 13th in the country with 21.42 forced turnovers per game.

Then there is the big three, who have all taken turns this season in being Auburn's go-to scorer. Most recently it has been Frerking, who scored 22 points in Sunday's win over Alabama.



TODD VAN EMST/TVEMST@OANOW.COM

Auburn's Brandy Montgomery and Katie Frerking trap Alabama's Nikki Hegstetter in the teams' meeting earlier this season.

All three are in the top-20 in the conference in scoring with Montgomery averaging 15.4 points per game (ranked seventh), Tanner with 12.6 (13th) and Frerking at 12.2 (17th).

"We haven't been playing particularly well when it comes to taking care of the ball, but our defense has been very good and we've had some really good scoring from Katie and Brandy," Williams-Flournoy said.

As the regular season winds down — Auburn will have a three-game home stand following Thursday's game against Ole Miss — Williams-Flournoy admits her team hasn't played its best basketball, which

could be good for a team that has a chance at making a post-season run.

"We can definitely be better," Williams-Flournoy said. "I would probably say we played our best five minutes of basketball in our overtime game against Arkansas. I would go with that."

"Even our last two games, Tra'Cee didn't play well. So to even to have won those two with her not playing well... As I always say of our big three, you always need two of the three to play well. When one plays well, it's rough. When none play well, it's rougher. When all three play well, it's a wonderful thing."

O-A
News
2/11/16

Women's Basketball

Auburn fights back for league victory at Ole Miss

From staff reports

OXFORD, Miss. — They had to fight back. They had to rally. But in the end, the Auburn women's basketball team got not only another Southeastern Conference road win — but it's fourth win in a row.

The Tigers came back from a 12-point second-half deficit to earn its fourth-straight win, defeating Ole Miss 65-60 Thursday night at the new Pavilion at Ole Miss.

"They had a lot of adversity, had to come from behind and handle the press," Auburn head coach Terri Williams-Flournoy said. "I'm so proud of them



AUBURN 65, OLE MISS 60
The Pavilion

today. Like I've said before, we're battle-tested. We've been in just about every situation you can think of. Down by 17 (to Kentucky), big leads, overtime — we've dealt with just about everything. Our ladies did a very good job of handling it and not getting too stressed about being down, just taking it two at a time and getting some stops."

Senior Tra'Cee Tanner led three Tigers in double figures with 19 points,

nine rebounds and had a key blocked shot in the closing seconds as Auburn (17-8, 7-5 SEC) outscored the Rebels 20-8 in the fourth quarter to pick up its third road win in SEC play.

Ole Miss (10-14, 2-9 SEC) pushed ahead to a 12-point lead in the third quarter on the strength of a 9-for-14 (64.3 percent) shooting percentage in the third quarter that included four 3-pointers. Auburn closed it to a seven-point game at 52-45 at the end of the third quarter, then opened the fourth on a 7-0 run, tying the game on a Brandy Montgomery 3-pointer with 8:15 to play.

After the teams traded baskets over the next three minutes, Tanner converted a three-point play and then hit another layup to give Auburn a 57-55 lead — its first since the 3:28 mark of the first quarter — with 6:38 to play. The Tigers would never trail again.

Ole Miss cut the lead to one on a Bretta Hart layup with 1:49 left, but Katie Frerking converted two free throws with 22 seconds to play to make it 63-60. Tanner came up with a huge block on the Rebels' final possession, and then she hit two free throws with less than a second remaining to secure the final margin.

Auburn shot 53.3 percent for the game, its best in SEC play and second-best overall this season, including a 58.3-percent mark in the second half. The Tigers attempted just four 3-pointers in the game but connected on three of them.

The Tigers overcame 21 turnovers — 13 of them in the first half — and poor free-throw shooting early to pick up their first win in Oxford since 2012.

Frerking finished with 17 points, including two crucial free throws in the closing seconds of the fourth quarter that pushed Auburn's lead to three points, and a game-high six assists. Freshman

Janiah McKay added 12 points, and Brandy Montgomery finished with eight.

Auburn found itself trailing by 11 late in the second quarter, but the Tigers ended the period on an 8-0 run to trail by just three at halftime, 30-27.

A'Queen Hayes led Ole Miss with 17 points, and Madinah Muhammad had 11.

Auburn returns home for its next three contests, beginning Sunday as 16th-ranked Florida visits Auburn Arena for a 1 p.m. tip. It will be the annual Play4Kay Pink Game, and fans are encouraged to wear pink.

O-A News
2/12/16

O-A News
2/15/16

AUBURN UNIVERSITY WOMEN'S BASKETBALL

All Coming Together



KENNY MOSS/AUBURN ATHLETICS

Auburn's Katie Frerking scored a team-high 18 points to lead the Tigers past Florida on Sunday.

Auburn surges in second half to upset No. 16 Florida

BY DANA SULONEN
dsulonen@oanow.com

Many times this season, Auburn women's basketball coach Terri Williams-Flournoy has said for her team to be successful, she needed solid play from her big three of Tra'Cee Tanner, Katie Frerking

and Brandy Montgomery, as well as limiting the turnovers as much as possible.



AUBURN 80
NO. 16 FLORIDA 58

Those all happened on Sunday. But there was one other thing that pushed Auburn past No. 16 Florida, 80-58.

"The big difference in the game — we gave up 43 points in the first half to Florida and in the second half we only gave up 15," Williams-

Flournoy said. "That was the game right there. We were scoring. Our offensive game was at its best, but I told them at halftime that we had given up 43 points and we had to do a better job defensively."

See **UPSET**, Page 6B

Upset

From Page 4B

After a shift defensively, there weren't many times in the second half when Auburn wasn't in control — and it had everything to do with the Tigers' press. In the second half, Florida only scored 15 points, its lowest scoring half of the year. Auburn limited the Gators (19-6, 7-5 SEC) to 26-percent shooting (6 of 23) and forced 12 turnovers, including seven steals.

With setting the tone on defense, Auburn's offense was strong and dominating. The Tigers outscored Florida 34-15 in the second half and shot 43.8 percent

from the field.

Out of those 34 points, 15 came from junior Katie Frerking, who finished with a game-high 18 points.

"We knew that this was a game that we could kind of steal," Frerking said. "I mean that they are ranked ahead of us in the SEC, and so we knew this is one we could go get at home. We talked to the team a lot going into this weekend, especially those of us that had been here about being focused on what we had to do to beat Florida. I thought across the board everybody came out and did everything they could do to help us win. I'm so proud of everybody." The focus and determi-

nation showed. Auburn had 10 turnovers, which is their fewest against an SEC opponent this year. Auburn also scored a season-high 48 points in the first half, which had much to do with Montgomery's 16 points, all scored in the first half.

Along with Montgomery and Frerking, Tanner added a quiet 12 points. However, some unexpected Tigers got in the scoring mix. Khady Dieng scored a season-high 10 points and Erica Sanders matched her career-high of eight points.

"I feel like everyone contributed in some way," Montgomery said. "I feel like our energy was great. Our effort was great, everyone was talking, people were stepping up hitting shots. Erica Sanders hit two clutch shots to extend our lead. I was so proud of her, because she is more of

a defensive threat. But we have been trying to get her to turn her offensive game on. So I think everyone contributed in some way."

After playing their self-proclaimed best game of the year, which gave the Tigers their fifth-straight win, Auburn now sits in fourth place in the SEC at 18-8, 8-5. The Tigers, who received four votes last week in the USA Today Coaches Poll and was in the NCAA Tournament according to the latest bracketology released by ESPN, only has three regular season games left of the year: hosting Missouri (20-6, 7-6) on Sunday, home against Texas A&M (17-7, 7-4) on Feb. 25 then traveling to Florida to close the year on Feb. 28.

But the Tigers aren't concerning themselves with the postseason chatter. They will take the next



KENNY MOSS/AUBURN ATHLETICS

Auburn's Brandy Montgomery takes a shot against Florida on Sunday. She finished with 16 points.

week to rest their bodies, again, you guys talk about, recover from a lengthy road trip and get ready for Missouri. Every time we

"Hopefully, it helps. Every win helps," Williams said. "Once single game."

O-ANews
2/16/16

Auburn Women's Basketball

Tigers receiving votes in Associated Press poll

From staff reports

For the first time since the 2009-10 season, the Auburn women's basketball team is receiving votes in the Associated Press Top 25 poll.

After defeating No. 16 Florida 80-58 on Sunday, the 18-8 Tigers received nine votes in the poll.

Last week, the women's team received four votes in the USA Today Coaches Poll. That poll isn't released until Tuesday.

Sunday's win was the second time this season Auburn knocked off a top-25 team, also a first since the 2009-10 season. The win improved Auburn's record to 8-5 in the conference, which currently puts the Tigers in fourth place in the SEC. After the loss, Florida dropped to No. 22.

The Gators are one of six SEC teams currently in the Top 25, including No. 3 South Carolina, which dropped after losing to No. 1 UConn, No. 12 Texas A&M, No. 14 Mississippi State, No. 16 Kentucky and No. 24 Tennessee.

UConn remained No. 1 in The Associated Press women's basketball poll after beating then-No. 2 South Carolina by 12



TODD VAN EMST/TVMST@OANOW.COM

Auburn women's basketball coach Terri Williams-Flournoy has guided her team to five straight wins. The Tigers are now receiving votes in the AP Top 25 poll.

points on Feb. 8 and defeated Temple 85-60 on Sunday to stay unbeaten and stretch their winning streak to 61 consecutive games. UConn has now won the last six matchups between the top two teams in the AP poll.

Now in second is Notre Dame. Baylor and Ohio

State are fourth and fifth. Maryland, Oregon State, Texas, Arizona State and Florida State round out the first 10 teams in the Top 25.

Syracuse re-entered the poll at No. 23 after dropping out of the rankings in early December. West Virginia fell out of the Top 25.

Auburn Women's Basketball

Tigers move up in ESPN bracketology

From staff reports

For the second day in a row, the Auburn women's basketball team is receiving votes in a national poll. And for the third time this season, an Auburn player has earned conference honors.

On Tuesday, Auburn received eight votes in the USA Today's Coaches Poll, moved up to a No. 10 seed in the predicted NCAA Tournament bracketology by ESPN, and forward Katie Frerking was named the SEC Player of the Week.

Auburn is now receiving votes in both the AP Top 25 and coaches polls. The eight votes received this week in the coaches poll were four more than last week's tally.

As for the latest bracketology update by ESPN, Auburn moved up to a No. 10 seed, this week shifting to the Lexington regional. In the mock bracket, Auburn would face No. 7 seed West Virginia. Last week, Auburn was a No. 11 seed in the Dallas bracket and listed as one of the last four in the tournament. Also, the Tigers are no longer listed as one of the last four in the field of 64.

One of the main reasons for Auburn's bump in the polls — and talks of tournament — have much to do with the play of Frerking, who was named the SEC Women's Player of the Week on Tuesday.

The junior from Johns Creek, Ga., put together two big games as the Tigers moved to 5-0 in the month of February and improved to 8-5 in SEC play. In Sunday's win over No. 16 Florida, she picked up her second career double-double and led all players in four categories: points (18), rebounds (10), assists (five) and steals



TODD VAN EMST/TVENST@OANOW.COM

Auburn's Katie Frerking was named SEC Women's Player of the Week on Tuesday.

win at Ole Miss while leading the Tigers with six assists.

During Auburn's five-game win streak, she has averaged 16.2 points, 5.8 rebounds, 4.3 assists and 3.0 steals per game to lead the Tigers in all four categories. She is Auburn's leader in scoring, assists and steals in conference play, and she currently leads the SEC and ranks 32nd nationally in steals with 2.7 per game. In addition, she was named to the CoSIDA Academic All-District Team on Thursday.

Frerking is the third Auburn player to earn weekly league honors this season. Tra'Cee Tanner was named Player of the Week after the Tigers' win over No. 7 Kentucky on Jan. 3, and Jannah McKay was Freshman of the Week following a big game at Towson on Dec. 20.

Auburn will have an off day in SEC play this week before returning to action next Sunday, Feb. 21, as the Tigers host Missouri at 2 p.m. It will be Senior Day at Auburn Arena as Tanner and Cabriana Ca-

O-A News
2/17/16

Auburn women see winning streak snapped by Missouri

Feb. 21, 2016



Game 27

Missouri

Auburn

1	2	3	4	F
16	20	20	13	69
12	15	12	16	55



[Final Statistics](#) | [Photo Gallery](#) | [Highlights](#) | [Quotes](#) | [Schedule/Results](#) | [Tickets](#)

By Charles Goldberg
AuburnTigers.com

AUBURN, Ala. -- Cabriana Capers says Auburn can't allow Sunday's misstep against Missouri to slow the Tigers' late-season run.

Missouri snapped Auburn's five-game winning streak with a 69-55 women's basketball victory in Auburn Arena, but Capers said "we're going to bounce back."

"Everybody's head is focused. This loss was a turning point for us. We kind of got complacent after the wins." Sunday changed that because of Missouri's ability to hit the 3, an early injury to SEC Player of the Week Katie Frerking and an off-day shooting by the Tigers' top three scorers.

Frerking, who won the SEC's weekly award Monday, played just four minutes in the first half before hurting her elbow when she crashed to the floor. She finished with 7 points despite the elbow injury.

"Not only did she hit it, it's busted. She's got to get stitches in it," said coach Terri Williams-Flournoy.

The Tigers, playing to improve their post-season stock, have two regular-season games remaining, at home against Texas A&M at 6:30 p.m. Thursday and at Florida next Sunday. The SEC Tournament begins March 2 in Jacksonville, Fla.

Auburn can go farther than that in the post-season with a big finish.

Sunday, Auburn's top three scorers this season -- Frerking, Brandy Montgomery and Tra'Cee Tanner -- combined for 10 points.

"When you look at it, Katie is out Tra'Cee is out from fouls. The offense is definitely out of synch at that point," Williams-Flournoy said.

Janiah McKay led Auburn with 12 points. Capers added 10. Sophie Cunningham led Missouri with 24.

Missouri led 16-12 after the first quarter and stretched the advantage to 36-27 at halftime.

Williams-Flournoy said the biggest problem was Auburn's inability to defend the 3-pointer. Missouri hit 8-of-17 of its 3-point attempts. Auburn was 0-for-9.

"We wanted to force them into turnovers, which we did. We forced them into 22 turnovers," Williams-Flournoy said. "We wanted to attack the basket and get to the free throw line. We did everything that we were supposed to do and we wanted to do through the game plan, except give them the 3."

Charles Goldberg is a Senior Writer at AuburnTigers.com. Follow him on Twitter: Follow @AUGoldMine

Auburn searching for 'perfection' in last 2 games

BY DANA SULONEN
dsulonen@oanow.com



**TEXAS A&M (20-7, 10-4 SEC)
AT AUBURN (18-9, 8-6)
6:30 p.m. Thursday
TV: SEC Network+**

The Auburn women's basketball team has two games left in the regular season — at home on Thursday night against No. 11 Texas A&M and then on the road at Florida.

So with two games left before the SEC Tournament, "Those things Auburn is trying to perfect will need to be at its best on Thursday when Auburn welcomes in the Aggies to Auburn Arena at 6:30 p.m. The Aggies have been a big hurdle for Auburn since Williams-Flournoy has been on the Plains as Auburn is 0-5 all-time against A&M. Add to the challenge that A&M is currently on a five-game win streak and has an RPI of 13, well, Auburn knows its hands are full.

The Aggies (20-7, 10-4) are led by Courtney Walker's 18.5 points per game and Courtney Williams' 12.4 points per game. In all, A&M averages 72.19 points per game, while limiting opponents to 60.74.

"We understand that this is a big game," Williams-Flournoy said. "It really just want to finish

So far? It's working out OK," the fourth-year coach said with a laugh. "At this point in the season, it's really what you want and really what you need, to be able to finish out strong. Is it going to happen? Of course not. But, when you think about what it is that we need, we need to be so solid in so many areas. Our press has got to be great. We can't have people making the wrong rotation. Our half-court defenses have got to be great. When you think of the last two games, you just want to finish

ally wouldn't matter who it was right now coming in, a ranked team, an unranked team, at the end of the day it's a big day and we want to finish out our SEC conference schedule on a very good note. "Texas A&M is a very good team so there's no way we can look back and say Oh, we beat No. 7 Ken-

on a very high note heading into the SEC Tournament."

Those things Auburn is trying to perfect will need to be at its best on Thursday when Auburn welcomes in the Aggies to Auburn Arena at 6:30 p.m. The Aggies have been a big hurdle for Auburn since Williams-Flournoy has been on the Plains as Auburn is 0-5 all-time against A&M. Add to the challenge that A&M is currently on a five-game win streak and has an RPI of 13, well, Auburn knows its hands are full.

The Aggies (20-7, 10-4) are led by Courtney Walker's 18.5 points per game and Courtney Williams' 12.4 points per game. In all, A&M averages 72.19 points per game, while limiting opponents to 60.74.

"We understand that this is a big game," Williams-Flournoy said. "It really just want to finish

So far? It's working out OK," the fourth-year coach said with a laugh. "At this point in the season, it's really what you want and really what you need, to be able to finish out strong. Is it going to happen? Of course not. But, when you think about what it is that we need, we need to be so solid in so many areas. Our press has got to be great. We can't have people making the wrong rotation. Our half-court defenses have got to be great. When you think of the last two games, you just want to finish



Erica Sanders (center) and Auburn will face Texas A&M and Florida in their last two games of the regular season.

DAKOTA SUMPTER/AUBURN ATHLETICS

tucky. Oh, we beat No. 16 Missouri. In that game, Brandy Montgomery (14.6 points per game average), Katie Freking (12.5 ppg) and Tra'Ceé Tanner combined for 10 points — with no points coming in the first half. Simply put according to

For Auburn to have a chance of knocking off its third top-20 opponent of the season at home, the Big Three will need to have more production than they did last Sunday against

Williams-Flournoy: that can't happen for a win to be the outcome.

And even more, a little help from the bench would go a long way. In Auburn's loss to Missouri on Sunday, the bench contributed 30 of Auburn's 55 points.

"Even if we don't have all three, then at least two if you still have that bench production," Williams-Flournoy said. "But none? Zero? Not going to work. Can't happen."

What could happen if Auburn upset A&M would be that the Tigers would improve to nine wins in the SEC, which would secure a winning record in league play for the first time since 2008-09 and the 15th time in school history.

"We're just going to focus on ourselves," Williams-Flournoy said. "Let's take care of Auburn's women's basketball. Texas A&M is tough, it's really hard to take anything away from them. So our focus really has been on ourselves. If we take care of ourselves, then we will be ready for Texas A&M."

O-A
News
2/25/16

Frerking talks her name, surprising season

BY DANA SULONEN
dsulonen@oanow.com

Auburn's Katie Frerking not only has one of the most unusual names on the Auburn women's basketball team — she's also arguably the team's most valuable player.

The junior from Johns Creek, Ga., is third on the Tigers in scoring at 12.1 points per game, grabs five rebounds per contest (second on the team) and leads the SEC with 2.6 steals per game.

In the Opelika-Auburn News' latest installment of the Sunday Q&A, Frerking talks about Auburn's surprising season and, of course, her last name.

DS: So, exactly what position do you play? Sometimes you seem like a forward, sometimes a guard, so what is your position?

KF: I'm a guard, honestly. I'm a shooter, driver. But for us I play our four spot, so I kind of play a forward spot. But our offense is kind of set up as four guards and one post, so, it's not really too much out of position for me... The most out of position I played was when I played point guard for a little bit. But, I play the four so I'm very comfortable there.

DS: You've been here a few years, including the



KENNY MOSS/AUBURN ATHLETICS
Auburn's Katie Frerking is third on the team in scoring.

demeanor of the team and the energy and what we've kind of built the program around since last year has been with the mindset of 'we're not going to let what happened last year happen again.' I've felt we've done a really good job of keeping that in the back of our minds and kind of using that to motivate us, but, just working really hard to prove people wrong.

DS: When did it hit you guys that this team was in fact different and this is happening?

KF: Obviously (beating) Kentucky shocked a lot of people, and I think in some ways it kind of surprised us. We knew we were good, but I think that's where we saw we can compete with the best teams in the SEC. And then, obviously, our SEC schedule started off tough and so it was a little rocky but we weren't

competition does. We all have our fair share of stories we tell. Our family is super close, we are never at a lack for conversation and have a million inside jokes. We have a family group text that is constantly blowing up my phone. I don't know, we are very similar but also very different. It's fun that we all have our stories and our places we've been.

DS: I've always wondered, and I have to ask, who makes up the dances during the starting lineups? Because I think I could be the person at the end of the tunnel that dances with the starters... because I'll be honest, yours is my favorite. (Frerking and Cabriana Capers do a series of high fives then reel their wrists up by their faces).

KF: (laughing) It's actually the song 'Flick of the Wrist.' I think it's supposed to be 'let's eat' like 'let's get it.' Obviously I didn't make it up. I'm not the one who makes them up, if that's not obvious. It's typically K.B. (Capers), Tra'cee (Tanner) or Brandy (Montgomery),

kind of the girls who are the good dancers, so that automatically disqualifies me and the twins (Jasmine and Jessica Jones).


DS: Again, I have to ask. Your last name. Frerking. People read it wrong. So what is the best "Frerking joke" you have ever heard.

KF: My older brother, he played football at Baylor (was a walk-on). A couple of years ago... I think it was the Huffington Post or something like that wrote an article that was 'Best Names in College Football.' And the very last one was his and the line was 'I have to say, I have to give the award to Andrew Frerking, a quarterback at Baylor, I'm hoping that gets in the game at some point so that the punch line can be 'And that's a Frerking touchdown!' So that one was pretty good. I do get a

KF: Our season goal is to just get to the NCAA Tournament and keep proving people wrong like we have. I'm sure there's still some people who think some wins are flukes and we'll go to the NCAA Tournament and get killed. But I have complete confidence in this team and finishing out these two games and I think we're going to do really good in the SEC Tournament and then use that going into the NCAA Tournament. I'm really excited.

O-ANews
2/28/16

Auburn University Women's Basketball



FLORIDA 56, AUBURN 49

Tigers on skid with tournament up next

Special to the News

GAINESVILLE, Fla. — Katie Frerking scored a game-high 18 points, but it wasn't enough for Auburn in the team's regular-season finale.

Florida took advantage of numerous opportunities at the free-throw line late to earn a 56-49 win against the Tigers on Sunday at the O'Connell Center.

The Tigers (18-11, 8-8) converted just 6-of-16 chances at the free-throw line while Florida (22-7, 10-6) knocked down 28-of-35, including a 15-for-17 mark in the fourth quarter, to send Auburn to its third consecutive loss to end the regular season.

With the loss, Auburn was relegated to the No. 9 seed in the SEC Tournament this week and will face eighth-seeded Missouri at 11 a.m. Thursday in Jacksonville, Fla.

"We gave up 23 offensive rebounds, shot 6-for-16 from the free-throw line. We hurt ourselves,"

See **HOOPS**, Page 6B

O-A News
2/29/16

Hoops

From Page 1B

Auburn head coach Terri Williams-Flournoy said. "They were just going to go get it. We kept screaming to box out, but we didn't. You can't win a basketball game if you don't rebound. As much as we stayed in it, it finally caught up with us."

The Tigers forced the Gators into 28 turnovers but committed 26 of their own. It was the first time this season that Auburn lost a game when forcing at least 25 turnovers. Florida also controlled the boards, pulling down 45 rebounds to Auburn's 32. The Gators had 23 offensive rebounds in the game, converting those into 24 second-chance points.

Frerking led all scorers with 18 points on 8-of-14 shooting. Tra'Cee Tanner added 10 and a team-best seven rebounds, and freshman Janiah McKay scored nine points in returning to her hometown for the first time.

Florida shot just 25.5 percent from the field and made just six field goals in the second half, while Auburn finished

the game shooting 39.2 percent.

Auburn led throughout the second half — including a 43-38 lead in the fourth quarter — until the Gators tied the game at 43-43 on a three-point play with exactly five minutes to play. The Gators' final 13 points came at the free-throw line as Auburn committed five turnovers while taking just five shots during the final five minutes.

Auburn ended the first quarter on a four-minute scoring drought as the Gators took a 16-10 lead through 10 minutes. But Auburn opened the second period on an 11-4 run, leading by as many as five points before Florida closed the gap to 26-24 at the half. The teams combined for 33 turnovers in the opening half — 18 by Florida, 15 by Auburn — and the Gators kept it close thanks to 16 second-chance points on 14 offensive rebounds. The Tigers also struggled at the free-throw line, hitting just 2-of-8 attempts in the half.

"We stayed close," Williams-Flournoy said, "but we had some bad turnovers at the end and they capitalized off of those."

Tigers set to face Missouri

From staff reports

The Auburn women's basketball team will start postseason play Thursday morning when the Tigers face Missouri at 11 a.m. in the second round of this year's SEC tournament in Jacksonville.

Auburn (18-11) earned the No. 9 seed in this week's tournament, which will be held at Veterans Memorial Arena, with an 8-8 conference record, tied with Tennessee and Missouri (21-8). The Tigers will look to snap a three-



NO. 9 AUBURN (18-11) VS. NO. 8 MISSOURI (21-8)

SEC Tournament, Second Round
11 a.m. Thursday; TV: SEC Network

game losing streak and win an SEC tournament game for the third straight season.

This will be the eighth all-time meeting between Auburn and Missouri and the first in the SEC tournament. Missouri is 4-3 all-time against Auburn and has won three straight in the series, including a 69-55 win in Auburn on Feb. 21.

See **HOOPS**, Page 2B

Hoops

From Page 1B

With a win, Auburn will face top-seeded and second-ranked South Carolina (28-1) at 11 a.m. Friday in an SEC quarterfinal. Junior Katie Frerking looks to continue her strong play after an 18-point effort in the Tigers' loss at Florida on Sunday. Frerking is Auburn's second-leading scorer at 12.3 points per game and she led Auburn in conference play with 12.6 points per game. She also finished the regular season as the SEC's leader in steals with 2.7 per game.

A key for Auburn will be stopping Missouri's outside shooters. In their win in Auburn on Feb. 21, Missouri hit 8 of 17 3-pointers and shot 52.3 percent for the game. Morgan Stock knocked down four 3-pointers to finish with 14 points, and SEC Freshman of the Year Sophie Cunningham had a double-double with 24 points and 10 rebounds in last year's SEC Tournament in North Little Rock, Ark. Auburn won its first round game over Florida 71-49 before falling to Texas A&M, 57-47, in the second round. The SEC Network has live coverage of every game in the first three rounds of the tournament. Cara Capuano, Gail Goestenkors and Steffi Sorensen have the call of the Auburn-Missouri game. Live coverage is also available via WatchESPN.com or the ESPN app for mobile devices. Andy Burcham and Stephanie Follett will have the radio call with airline wings at 10:45 a.m. on WINGS 94.3 FM and online at AuburnTigers.com.



Katie Frerking will look to lead Auburn in the SEC tournament. ZACH BLAND/AUBURN ATHLETICS

O-A News
3/3/16

Auburn University Women's Basketball

Auburn advances in SEC Tournament

BY DANA SULONEN
dsulonen@auburn.com

Despite only one player scoring in double digits, the Auburn women's basketball team forced Missouri into 20 turnovers, which led to the Tigers from the Plains to the 47-45 win over Missouri in the SEC Women's Tournament in Jacksonville, Fla.

The turnovers forced were just one of the keys for Auburn's win, which improved its record to 19-11. Seeded No. 9 in the SEC Tournament, Auburn scored 15 points off of those turnovers and



NO. 9 AUBURN 47

NO. 8 MISSOURI 45

SEC Women's Tournament
Second Round

only committed 10 turnovers itself during the game.

"Tough, hard-fought game by our young ladies," Auburn women's basketball coach Terri Williams-Flournoy said. "We just continued to work, work. That was the message. You can see I

still don't have my voice. I lost my voice at Florida.

"We told them we had to work. Our focus now was Missouri from the day we found out we were playing them. We just had to work for 40 minutes."

And it was indeed a fight for 40 minutes. During the span of the game, there were 15 lead changes.

Auburn didn't take the lead for good until 2:43 left in the fourth quarter on a layup by Tra'Cee Tanner.

See **ADVANCE**, Page 7B



Tra'Cee Tanner and Brandy Montgomery embrace after Auburn beat Missouri on on Thursday.

TODD J. VAN ENST/OPELIKA-AUBURN NEWS

O-A
News
3/4/16

Advance

From Page 1B

Thursday's outcome was much different then 10 days ago, when Missouri came to Auburn Arena and won, 69-55.

"I know this is going to sound real crazy what I'm about to say, but we were really focused on stopping the three-point shooting (of Missouri)," Williams-Flournoy said. "I told our young ladies, Missouri is a team that shoots the 3. That's what they're known for. That's what they do. You're not going to stop it, okay? You might slow it down maybe, but you're not going to stop it."

Auburn didn't. In fact on Thursday, Missouri made nine 3-pointers — one more then it made in the team's last outing. But the difference in this game was Auburn's offense was keeping up. Auburn scored 24 points in the paint and 15 points off its 20 forced turnovers.

Also, Auburn's big three of Brandy Montgomery, Katie Frerking and Tanner combined for 10 points in the regular season against Missouri. On Thursday, the trio combined for 21.

Jazmine Jones led Auburn with 10 points. She came into the game averaging 5.5 points per game. Montgomery scored nine while Janiah McKay and Khady Dieng each scored eight. Tanner and Frerking added six. Frerking also grabbed a team-high eight rebounds.

Morgan Stock led Missouri (21-9) with 17 points. Lindsey Cunningham scored 11 points.

Auburn had the 47-43 lead with just less than 2 minutes to play before Cunningham pulled her team to within two points



TODD J. VAN EMST/OPELIKA-AUBURN NEWS

Auburn's Jazmine Jones scored a team-high 10 points in Auburn's win over Missouri in the SEC Tournament.

off of two free throws. However, both teams missed their final two shots of the game — including a Missouri layup attempt as time expired.

With the win, Auburn

now advances to the third round of the SEC Tournament and will take on No. 1 seed South Carolina, which will be played at noon on Friday and will be broadcast on the SEC Network.

Auburn University Women's basketball

No. 3 USC turn up D, beat Auburn

The Associated Press

JACKSONVILLE, Fla. — South Carolina hadn't struggled like this offensively all season. Not on the road. Not versus ranked teams. Not even against three-time defending national champion UConn.

Good thing for the No. 3 Gamecocks they could rely on their defense.

Alaina Coates had 14 points and 12 rebounds, her 16th double-double of the season, and South Carolina used another solid defensive effort to beat Auburn 57-48 in the Southeastern Conference tournament Friday.

"You have to feel good about your performances," Gamecocks coach Dawn Staley said. "You want to try to correct the things that we didn't do so well in a short turnaround. Knowing our team, they understand what took place out there."

"From a defensive standpoint, I like what we're doing. It's been a stable force over the past couple of games in which, you know, it's been hard for our offense to get going."

The top-seeded Gamecocks (29-1) won their seventh straight since losing to the top-ranked Huskies and advanced to the SEC semifinals for the third consecutive year. They will face No. 13 Kentucky on Saturday.

No. 9 seed Auburn (19-12) posed little resistance despite keeping the game close for a quarter and a half.

Brandy Montgomery led the Tigers with 18 points on 8-of-19 shooting. She



Auburn guard Janiah McKay (33) drives to the basket against South Carolina guard Khadijah Sessions (5) during their game in the SEC women's tournament on Friday.

missed her first seven shots and was just 1 for 9 before getting on track.

"Coach was just telling me to calm down, relax," Montgomery said. "I got open looks. I just need to knock down the shot. I didn't want it to discourage me, the fact I was missing my shots. I just wanted to make sure I calmed down."

South Carolina shot a season-low 31.4 percent from the field and had a season-low 16 baskets. But the Gamecocks overwhelmed the Tigers with their size and length, pounding the ball inside, creating easy baskets and getting Auburn in foul trouble.

The Gamecocks used a 9-0 run in the first quarter to go ahead for good and

then turned a close game into a rout with a dominating second quarter. They outscored Auburn 19-5 in the second frame and without SEC player of the year A'ja Wilson doing much on the offensive end.

Wilson finished with eight points and eight rebounds.

"Our offense has to find a way to find some fluidity, have our posts and perimeter sync up a little bit better," Staley said.

TOURNAMENT TEAM?

Auburn won't know its postseason fate until March 14, but coach Terri Williams-Flournoy believes a nine-point loss to South Carolina should boost the team's chances.

"We're a very good defensive team that deserves to show what a great defensive team we are in the NCAA Tournament," she said. "Our resume for what type of team we are is good going into the NCAA Tournament. Hopefully, somebody else will see that and give us that chance."

HOBBLED TIGER

Auburn's second-leading scorer, Katie Frerking, injured her left knee early in the third quarter and was helped off the floor. She returned in the fourth, but was clearly hobbling up and down the court. She was 2-of-11 shooting and missed all six from 3-point range.

TIP-INS

» **Auburn:** Lost five in a row in the series. ... Lost for the first time in five games on neutral courts this season. ... Managed just four points from its bench.



» **South Carolina:** Scored its fewest points against a non-ranked team since January 2014 against Arkansas. ... Improved to 4-0 this season on neutral courts. ... League commissioner Greg Sankey presented the team the 2016 SEC regular-season trophy before the game.

UP NEXT

» **Auburn:** Plays in either the NCAA Tournament or the NIT.

» **South Carolina:** Plays No. 13 Kentucky in the SEC tournament semifinals Saturday.

AUBURN UNIVERSITY WOMEN'S BASKETBALL THE BIG QUESTION



OR

TODD VAN EMST/OPELIKA-AUBURN NEWS

Tigers now wait to find out NCAA Tournament fate

BY DANA SULONEN
dsulonen@oanow.com

Every year, in every sport, there is a surprise team. A team that has made a turnaround. A team that has essentially come out of nowhere.

This year in women's college basketball, that team is the Auburn Tigers.

"Definitely did not have them in any kind of tournament preview type situation," said Charlie Creme, bracketologist for espnW told the Opelika-Auburn news. "They have definitely surprised

a lot of people. I think people within the conference even they've surprised. They were not even really on the radar in terms of bracketing at the beginning of the year."

Though many didn't expect Auburn to be in this situation, here the Tigers are: a 19-12 record, an RPI of 55 and two wins over top-25 teams during the season. Now waiting for the next week to find out whether or not they are in the NCAA Women's Tournament.

Auburn closed out its season on Friday in the SEC Tournament with a 57-

48 loss to South Carolina. Auburn had advanced to the quarterfinals with a 47-45 win over Missouri on Thursday. But despite the loss to end its season — albeit a loss to the No. 3 team in the country — that doesn't necessarily mean Auburn is out of the upcoming NCAA Tournament. However, it doesn't mean Auburn is in either despite picking up a win against Missouri — another team projected to make the field of 64.

See **TOURNEY**, Page 6B

Tourney

From Page 1B

"It's still not an absolute that they would make it," Creme said. "Friday's win was great, it doesn't necessarily firm up anything."

"(Friday) wasn't an etched in stone situation, but it definitely kept them in."

Here is what bodes well for Auburn's postseason resume:

>> It finished conference play with an 8-8 record. Currently, five SEC teams are ranked in the top 25 in the Associated Press Poll and nine, including Auburn, are projected into the tournament. That is the most out of any conference.

>> Out of Auburn's 12 losses during the season, only three of those losses were to teams with a current RPI of more than 50 — and all of those losses came in the 2015 portion of the schedule. Auburn's worst RPI loss was to Virginia on Nov. 19 (106 RPI) with Creme saying that none of Auburn's losses were "alarming" in terms of what the committee will look at when making its final decision.

"The message I've seen to feel like we've got from



TODD VAN EMST/OPELIKA-AUBURN NEWS

The Auburn women's basketball team will have to wait until March 14 to find out whether or not it made the NCAA Women's Tournament.

the committee over years is that good wins impact team's resumes more positively than bad losses impacted negatively," Creme said. "If you show you can beat teams at your level, above your level, that's going to carry a little bit more of the day. Now, that being said, your losses can't be terrible."

And according to Creme, Auburn's aren't, especially in conference play. In terms of losses in conference, the team with the worst RPI that the Tigers lost to was Missouri (46 RPI).

While Auburn's resume on its own gets it on the

And according to Creme, Auburn has been "fortunate" because the teams Auburn needs to lose have indeed lost.

As of Creme's latest bracket on espn.com, which was updated at 11:30 a.m. ET on Saturday, Auburn is currently one of the last four in with Purdue, Villanova and Temple. Currently listed as the last four out are Princeton, Saint Louis, Iowa and St. Bonaventure.

In terms of RPI, only Villanova has a better one (46). Purdue has an RPI of 63 while Temple has a 65. Purdue is 20-11, while Villanova and Temple both have 19-10 records.

Purdue lost to No. 19 Michigan State, 65-64 on Friday in the Big Ten Tournament. Villanova doesn't start the Big East Tournament until Sunday when it takes on Creighton. Temple beat Tulsa on Saturday night in the American Athletic Conference Tournament.

While Creme is still on the fence to say whether Auburn is definitely in or definitely out, simply based on Auburn's fate is in the hands of so many other teams, there's one person who thinks without a doubt Auburn should be in — Texas A&M coach

IN OR OUT?

Auburn has to wait until March 14 to find out its tournament fate. Here's the bubble situation as of Saturday morning according to Charlie Creme of espn.com

Last Four In

Team	RPI	Record
Purdue	63	20-11
*Villanova	46	19-10
*Temple	65	19-10
Auburn	55	19-12

First Four Out

Team	RPI	Record
*Princeton	30	22-4
St. Louis	54	24-6
Iowa	59	19-13
St. Bonnies	34	23-7

Next Four Out

Team	RPI	Record
Duke	48	20-12
*Minnesota	77	19-11
*St. Mary's	51	24-6
Rutgers	52	18-14

* Still playing in conference tournament

make the playoffs," Blair said after his team beat Auburn on Feb. 25. "They is deserving of a spot, she

"I like Auburn's team; they are the most im-

her team wasn't nixed at

Auburn's going dancing: Tigers in NCAA women's tourney

March 14, 2016



Auburn players celebrate after winning a spot in the NCAA Tournament

By Charles Goldberg
AuburnTigers.com

AUBURN, Ala. — Auburn women's basketball is back in the NCAA Tournament, winning a spot in the Big Dance on Monday by holding its own in the rugged Southeastern Conference throughout the year.

The Tigers will open NCAA play against St. John's on Friday in Waco, Texas in the Dallas Region after learning its happy fate. ESPN2 will televise the game at 6:30 p.m. Auburn is the No. 9 seed. St. John's is the No. 8 seed. The winner of the game will play Baylor, the region's No. 1 seed.

Auburn was one of the first teams to pop up on the bracket during the selection show. Good thing.

"When you're on the bubble, you never know," said Auburn coach Terri Williams-Flournoy.

And then Auburn popped up on the TV screen and the Tigers celebrated.

"I don't think they saw the opponent. They were jumping up and down."

But through it all, "our girls have been so focused," she said.

The Tigers received a standing ovation when they showed up at the Auburn-Florida softball game.

It's the Tigers' first trip to the NCAAs since 2009.

Auburn is 19-12 overall after going 8-8 in the SEC regular season and 1-1 in the league tournament. Auburn defeated then-No. 7-ranked Kentucky and No. 16 Florida on the way to the NCAAs. St. John's is 23-9.

Nine SEC teams are in this year's NCAA Tournament.

How it looked: Auburn women's basketball on the bracket early during NCAA Selection Show:
<https://t.co/WT3pzv9sIP> pic.twitter.com/bpaumzPYNg

— Auburn Gold Mine (@AUGoldMine) March 14, 2016

Here's how the Dallas Region was seeded:

At Waco, Texas

1 Baylor
16 Idaho

8 St. John's
9 Auburn

At College Station, Texas

5 Florida State
12 Middle Tennessee

4 Texas A&M
13 Missouri State

At Louisville

6 DePaul
11 James Madison

3 Louisville
14 Central Arkansas

At Corvallis, Oregon

7 Oklahoma State
10 St. Bonaventure

2 Oregon State
15 Troy

Check back here for more details and comments from coach Terri Williams-Flournoy and Auburn players...

Charles Goldberg is a Senior Writer at AuburnTigers.com. Follow him on Twitter: Follow @AUGoldMine

Auburn women's basketball makes NCAA Tournament

Dana Sulonen | Sports Editor

dsulonen@oanow.com

Follow on Twitter

| **Posted: Monday, March 14, 2016 6:04 pm**

For the first time since 2009, the Auburn women's basketball team is going dancing.

After having to wait since their season ended on March 4, the Tigers found out on Monday night that they had earned their way into the NCAA Women's Basketball Tournament.

The women are the ninth seed in the Dallas region. With the seeding, the Tigers will play the No. 8 seed St. John's. The teams will play on Friday at 6:30 p.m. CT.

WATCH: Auburn women react to making it to the NCAA Tournament

The Tigers will play in Waco, as they are in the same four-team quadrant as No. 1 seed Baylor. The Bears play No. 16 Idaho in their first game.

Auburn's part of the bracket

pic.twitter.com/w9kL3kUO25

— Dana Sulonen (@DanaSulonen)

March 14, 2016



Missouri Auburn day 2

Tra'Cee Tanner and Brandy Montgomery hug after defeating Missouri in the SEC Tournament.

St. John's finished fourth in the Big East with a 23-9 overall record and 11-7 in the conference. St. John's won the Big East Conference Tournament with a 50-37 win over Creighton. The Redstorm defeated Georgetown and DePaul to advance to the tournament final. With winning the conference tournament, St. John's finished 23-9 on the season and was 3-0 in neutral site games.

Auburn finished the season with a 19-12 record and an 8-8 record in the SEC.

This story will be updated throughout the night and more will be available in Wednesday's edition of the Opelika-Auburn News.