



# 2019-20 AUBURN WOMEN'S BASKETBALL

AUBURN ATHLETICS COMMUNICATIONS: 392 SOUTH DONAHUE DRIVE || AUBURN, AL 36830 || AUBURNTIGERS.COM || @AUBURNWBB

## 2019-20 SCHEDULE/RESULTS

5-5, 0-0 SEC

DATE	OPPONENT	TIME/TV/RESULT
Nov. 6	<b>WOFFORD</b>	W 84-82
Nov. 14	<b>OLD DOMINION</b>	L 77-89
Nov. 21	at UAB	L 75-80
Nov. 24	<b>ST. JOSEPH'S</b>	W 66-62
Nov. 29	1-vs. Middle Tennessee	L 50-73
Nov. 30	1-vs. Dayton (OT)	W 76-74
Dec. 1	1-vs. Drake	L 82-83
Dec. 4	at South Alabama	W 82-62
Dec. 7	2-at TCU	L 65-80
Dec. 15	<b>BETHUNE-COOKMAN</b>	W 74-56
Dec. 28	<b>JACKSONVILLE STATE</b>	+ 2 pm
Jan. 2	*at Vanderbilt	SECN 7:30 pm
Jan. 5	*ARKANSAS	SECN 1 pm
Jan. 9	*FLORIDA	+ 6 pm
Jan. 12	*ALABAMA	+ 2 pm
Jan. 19	*at Georgia	ESPNU 1 pm
Jan. 23	*OLE MISS	+ 6 pm
Jan. 27	*at Kentucky	SECN 6 pm
Jan. 30	*at Mississippi State	+ 7 pm
Feb. 2	*VANDERBILT	+ 2 pm
Feb. 9	*at Alabama	SECN 2 pm
Feb. 13	*at South Carolina	SECN 6 pm
Feb. 16	*LSU	SECN 4 pm
Feb. 20	*MISSISSIPPI STATE	SECN 8 pm
Feb. 23	*at Texas A&M	ESPN2 3 pm
Feb. 27	*at Missouri	+ 7 pm
Mar. 1	*TENNESSEE	SECN 2 pm
Mar. 4-8	SEC Tournament	Greenville
M20-23	NCAA First-Second Rounds	TBD
M27-30	NCAA Regionals	TBD
Apr 3-5	Women's Final Four	New Orleans

All times Central. Home Games in **BOLD CAPS**.  
1 - Gulf Coast Showcase (Estero, Fla.)  
2 - SEC/Big 12 Challenge  
+ = SEC Network+ / ESPN3.com

### AUBURN ATHLETICS COMMUNICATIONS

KIRK SAMPSON..... Associate AD  
..... kirk@auburn.edu  
WES TODD..... Assistant Director/WBB Contact  
..... wlt0006@auburn.edu  
..... C: 334-750-5682

Web..... AuburnTigers.com  
Twitter..... @AuburnWBB  
Facebook..... /AuburnWBB  
Instagram..... @AuburnWBB  
Office Phone..... (334) 844-9800



## GAME 11

## Jacksonville State (4-6)

Saturday, Dec. 28, 2019 • 2 p.m. CT  
Happy Holidays!



Site..... Auburn, Ala.  
Venue..... Auburn Arena (9,121)  
TV..... SEC Network + (AU Radio/Arena feed)  
Radio..... WTGZ 93.9 FM (Brit Bowen, Larry DiChiara)  
Audio Webcast..... AuburnTigers.com/watch  
Live Stats..... AuburnStats.com  
Twitter..... @AuburnWBB  
Series Record..... Auburn leads 14-1  
at Auburn..... Auburn leads 11-0  
Last Meeting..... Auburn 66, Jacksonville State 49 (Nov. 13, 2013, at Auburn)

### GAMEDAY BREAKDOWN






#### AUBURN TIGERS

Rankings..... AP: NR | Coaches: NR  
2019-20 Record..... 5-5  
SEC..... 0-0  
Home..... 3-1  
Away..... 1-2  
Neutral..... 1-2  
Streak..... W1  
Head Coach..... Terri Williams-Flournoy  
Record at AU (Yrs.)..... 129-106 (8th)  
Overall Record (Yrs.)..... 272-210 (16th)  
Record vs. JSU..... 1-0

#### JSU GAMECOCKS

Rankings..... AP: NR | Coaches: NR  
2019-20 Record..... 4-6  
OVC..... 0-0  
Home..... 4-1  
Away..... 0-3  
Neutral..... 0-2  
Streak..... L1  
Head Coach..... Rick Pietri  
Record at JSU (Yrs.)..... 94-94 (7th)  
Overall Record (Yrs.)..... 314-261 (20th)  
Record vs. Auburn..... 0-4

### AUBURN POSSIBLE STARTERS (based on last game)

				
<b>DAISA ALEXANDER</b> G • SR • 5-8 Decatur, Ga.	<b>ANNIE HUGHES</b> G • SO • 5-7 Atlanta, Ga.	<b>KIYAE' WHITE</b> F • R-SO • 6-2 Macungie, Pa.	<b>LAUREN HANSEN</b> G • FR • 5-8 Long Island, N.Y.	<b>UNIQUE THOMPSON</b> F • JR • 6-3 Theodore, Ala.
PPG: 15.0	PPG: 4.7	PPG: 4.3	PPG: 9.8	PPG: 18.8
RPG: 3.2	RPG: 2.4	RPG: 5.2	RPG: 1.6	RPG: 12.4
APG: 2.2	APG: 1.2	APG: 0.6	APG: 1.7	APG: 1.5

### OFF THE BENCH

No.	Pos.	Name	Ht.	Year	PPG	RPG	Hometown
1	G	Robyn Benton	5-9	So.	10.0	1.0	Atlanta, Ga.
2	G	Sania Wells	5-7	Fr.	1.1	0.6	Moss Point, Miss.
5	G	Brooke Moore	5-7	So.	11.2	1.8	Atlanta, Ga.
*14	F	Jala Jordan	6-2	So.	--	--	Philadelphia, Pa. (WVU)
*23	G	Honesty Scott-Grayson	5-9	So.	--	--	Brick, N.J. (Baylor)
24	F/G	Erin Howard	6-1	So.	6.2	5.0	Madison, Wis.
30	G	Morgan Robinson-Nwagwu	5-8	Fr.	1.8	1.7	Norcross, Ga.
35	F	Natalie Kelly	6-3	So.	0.4	0.6	Albany, La.

\*ineligible for 2019-20 season per NCAA transfer rules

Head Coach: Terri Williams-Flournoy

Assistants: Ty Evans, La'Keshia Frett Meredith, Clarisse Garcia

#WarEagle  
#TeamOfExcellence



AuburnTigers.com



@AuburnWBB | @AuburnTigers  
@AUCoachFlo



/AuburnWBB  
/AuburnTigers

**TEAM SCHEDULE AND MEDIA AVAILABILITY >> DECEMBER 23-29** (times Central unless noted otherwise)

MONDAY December 23	TUESDAY December 24	WEDNESDAY December 25	THURSDAY December 26	FRIDAY December 27	SATURDAY December 28	SUNDAY December 29
<b>OFF DAY</b> (Christmas Break)	<b>OFF DAY</b> (Christmas Break)	<b>OFF DAY</b> (Christmas Day)	<b>PRACTICE</b> 4-7 p.m. Auburn Arena	<b>PRACTICE</b> 9-11 a.m. Auburn Arena	<b>GAME</b> 2:00 Auburn vs. Jacksonville State  Interviews Postgame	<b>OFF DAY</b>

**AUBURN ATHLETICS COMMUNICATIONS**

**QUICK FACTS**

**AUBURNTIGERS.COM**

For updated game notes, statistics and all the latest information on Auburn basketball and gameday activities, go to AuburnTigers.com.

**INTERVIEW POLICIES**

- Coach Williams-Flournoy, assistant coaches and selected athletes are available for phone and personal interviews by contacting Wes Todd in the athletic communications office.
- Following home games, interviews with Coach Flo and selected players will be conducted in the media room following a 10-minute cooling-off period. Visiting coaches and players, if requested, will be available first.
- Interviews following road contests will be conducted in accordance with the home team's media policies.
- Practices are generally closed to the public, but media may cover practice with advance notice.**

**CREDENTIALS**

Anyone wishing to cover Auburn women's basketball should contact Wes Todd in the communications office at least one day in advance in order to make the proper arrangements. Game credentials will be held at media will call, located inside the scholarship entrance at Auburn Arena. Parking passes are not needed.

**GAME DAY SERVICES**

Notes for both teams and flip cards will be provided prior to the game. Stats will be distributed at halftime and after the game. Wireless internet is available in the Arena.

**VIDEO SERVICES**

FTP feeds of selected Auburn basketball highlights are available for the media. A number of studio and satellite services may be arranged for electronic media by calling War Eagle Productions at 334-750-4345.

**COMMUNICATIONS STAFF**

- Wes Todd Women's Basketball contact  
cell: 334-750-5682  
email: wlt0006@auburn.edu
- Grant Keith Student assistant/WBB  
email: gak0005@auburn.edu
- Kirk Sampson Associate AD  
cell: 334-750-1385  
email: sampska@auburn.edu

**GENERAL INFORMATION**

Location..... Auburn, Ala.  
Founded .....1856  
Enrollment.....30,440  
Nickname ..... Tigers  
Colors..... Burnt Orange and Navy Blue  
Facility (Capacity) ..... Auburn Arena (9,121)  
Interim President..... Dr. Jay Gogue  
Director of Athletics ..... Allen Greene  
Sr. Assoc. AD/SWA..... Monique Holland

**WOMEN'S BASKETBALL HISTORY**

First Year of Women's Basketball .....1971  
All-Time Record (Years)..... 941-484 (49th)  
All-Time SEC Record (since 1981) ..... 236-236  
All-Time Home Record ..... 436-119  
at Auburn Arena (since 2010)..... 89-48  
NCAA Tournament Appearances..... 21  
Last NCAA App./Result.....2019 - First Round  
SEC Regular-Season Championships ..... 5  
..... 1981, 1987, 1988, 1989, 2009  
SEC Tournament Championships..... 4  
..... 1981, 1987, 1990, 1997

**COACHING & SUPPORT STAFF**

Head Coach..... Terri Williams-Flournoy  
Alma Mater, Year ..... Penn State, 1991  
Overall Record .....272-210 (.563) / 16th year  
Auburn Record ..... 129-106 (.547) / 8th year  
Associate Head Coach (Year at Auburn) ..... Ty Evans (8th)  
Alma Mater, Year ..... Wisconsin-Whitewater (1995)  
Assistant Coach (Year) ..... La'Keshia Frett Meredith (1st)  
Alma Mater, Year ..... Georgia (1997)  
Assistant Coach (Year at Auburn) ..... Clarisse Garcia (4th)  
Alma Mater, Year ..... Villanova (2007)  
Strength & Conditioning Coach ..... Lee Taylor  
Director of Basketball Operations ..... Bianca Webb  
Director of Basketball Services ..... Justin Peak  
Special Asst. to the Head Coach..... Reneisha Hobbs  
Athletic Trainer..... Catherine Gordon  
Grad. Student Mgrs ..... Anthony Evans, Rebecca Walthall

**GAMEDAY EXPERIENCE: AUBURN ARENA**

>> Auburn Arena is in its 10th season as home of Auburn Basketball. The Tigers are 88-48 since moving to the Arena in 2010-11. The facility seats 9,121 for basketball and also hosts Auburn volleyball and gymnastics.



**TEAM INFORMATION**

2018-19 Record ..... 22-10  
2018-19 SEC Record ..... 9-7  
SEC Finish..... T-6th  
Starters Returning/Lost ..... 3/2  
Letterwinners Returning/Lost ..... 7/4  
Newcomers..... 6

# AUBURN TIGERS

Overall: 5-5 SEC: 0-0

Head Coach: Terri Williams-Flournoy (8th Season)

Daisa Alexander - DAY-zha  
 Jala Jordan - JAY-lah  
 Maliya Perry - ma-LEE-uh  
 Morgan Robinson-Nwagwu - wah-GOO

Sania Wells - sa-NYE-uh  
 Kiyae' White - kye-YAY  
 Terri Williams-Flournoy - FluH-NOY

Number	Name	Pos	Ht	Yr	HS	Pts	Reb	Ast	Stl	Blk	PPG	RPG	SPG	FG	3FG	FT	Notes
0	<b>DAISA ALEXANDER</b>	G	5-8	Sr.	Decatur, Ga. • Southwest DeKalb HS	Season High: 24	6	4	4	-	25	8	8	7	2	-	<b>LAST GAME (vs BCU):</b> 11 pts, 4 reb, 2 ast, 1 stl <b>Preseason All-SEC Second Team (coaches)</b> • 8th in SEC in scoring, 5th in steals • 4 20+ point games this year; 15 career • Career-high 25 pts at Indiana (12/3/17)
1	<b>ROBYN BENTON</b>	G	5-9	So.	Atlanta, Ga. • Greater Atlanta Christian	Season High: 10	1	1	1	2	16	5	3	4	2	-	<b>LAST GAME (vs BCU):</b> 10 pts, 1 reb, 2 blk, 1 reb, 1 stl <b>2019 SEC All-Freshman Team</b> • Made season debut with 10 pts vs. B-C (12/15) • Missed first nine games of season with injury • Avg. 5.8 ppg in '19; 4th among SEC freshmen
2	<b>SANIA WELLS</b>	G	5-7	Fr.	Moss Point, Miss. • East Central HS	Season High: 4	3	3	1	-	4	3	3	1	-	-	<b>LAST GAME (vs BCU):</b> Played 6 minutes • Scored 4 points in Auburn debut at UAB • Ranked as #27 PG nationally by ESPN • USA Today All-Mississippi Team • Avg. 27 pts, 5 rebs, 4 stls as HS senior
3	<b>ANNIE HUGHES</b>	G	5-9	Fr.	Dutton, Ala. • Pisgah HS	Season High: 12	7	4	3	-	12	7	4	3	-	-	<b>LAST GAME (vs BCU):</b> 5 pts, 7 rebs, 2 ast • Career-hi 7 rebs vs. B-C (12/15) • 3rd AU frosh to start debut since '12 (Thompson, Frerking) • 2019 Alabama Miss Basketball; 1st at AU since W. Boddie • Avg. 21.4 pts, 7.0 rebs, 4.2 asts, 3.5 stls as HS senior
5	<b>BROOKE MOORE</b>	G	5-7	So.	Atlanta, Ga. • Henry County HS	Season High: 20	4	3	4	1	23	4	3	4	1	-	<b>LAST GAME (vs BCU):</b> DNP (illness) • Season-high 20 points, 4-6 3FG at South Alabama (12/4) • Began career 21-of-21 FTs; missed first vs. SJU • Career-high 23 pts, 5 3FG vs. Alabama St. (12/29/18) • Made 4 3FG vs. Elon as AU set single-game 3FG record
10	<b>KIYAE' WHITE</b>	F	6-2	R-So.	Macungie, Pa. • Emmaus HS	Season High: 12	11	4	3	1	12	11	4	3	1	-	<b>LAST GAME (vs BCU):</b> 4 pts, 6 rebs, 1 blk • Career-high 12 pts, 6-8 FT vs. St. Joseph's • Career-high 11 rebs, 4 asts in 1st career start vs. Wofford • Played in 29 games as redshirt freshman in '19 • Redshirted '17-18 while rehabbing knee injury
13	<b>LAUREN HANSEN</b>	G	5-8	Fr.	Long Island, N.Y. • Ward Melville HS	Season High: 24	6	4	4	-	24	6	4	4	-	-	<b>LAST GAME (vs BCU):</b> 10 pts, 3 ast • Career-hi 24 pts, 7-14 3FG vs. Drake • 7 3FG vs. Drake most for AU player since 1/1/17 • Made Auburn debut vs. ODU; missed 1st game w/ injury • Ranked as #71 overall prospect, #20 guard by ESPN
14	<b>JALA JORDAN</b>	F	6-2	So.	Philadelphia, Pa. • West Virginia												• Will redshirt this season after transfer from WVU • Appeared in 25 games as freshman at WVU • Ranked #14 wing in class of '18 by ESPN
20	<b>UNIQUE THOMPSON</b>	F	6-3	Jr.	Theodore, Ala. • Faith Academy	Season High: 31	19	5	2	2	31	19	5	4	6	-	<b>LAST GAME (vs BCU):</b> 16 pts, 13 rebs, 4 stl, 2 ast <b>Preseason All-SEC Second Team (coaches/media)</b> • Leads SEC in rebounds, 4th in scoring • 30 career double-doubles, 3th in AU history • Only D-1 player w/ double-double in every game this year
23	<b>HONESTY SCOTT-GRAYSON</b>	G	5-9	So.	Brick, N.J. • Baylor												• Will redshirt this season after transfer from Baylor • Appeared in 28 games as frosh at Baylor; avg. 2.5 ppg • 2018 McDonald's All-American • Bronze medal w/ USA Basketball U16 Team in '16 • Ranked as #20 overall prospect, #3 guard by ESPN
24	<b>ERIN HOWARD</b>	F/G	6-1	So.	Madison, Wis. • Madison East HS	Season High: 14	7	3	4	2	14	8	5	4	3	-	<b>LAST GAME (vs BCU):</b> 12 pts, 7 rebs, 1 ast • Career-high 14 pts, 4 stl, 4 3FG at South Alabama (12/4) • Tip-in at buzzer vs. Dayton to force OT (11/30) • Appeared in 31 games as freshman, started 17 • Career-high 12 pts vs. Missouri (2/24/19)
30	<b>MORGAN ROBINSON-NWAGWU</b>	G	5-8	Fr.	Norcross, Ga. • Norcross HS	Season High: 6	4	4	1	1	6	4	4	1	1	-	<b>LAST GAME (vs BCU):</b> 6 pts, 3 ast, 1 blk • Career-high 6 points vs. Bethune-Cookman (12/15) • Scored first AU points at UAB (11/21) • Ranked as No. 28 guard by ESPN • 1st-team all-state; regional player of the year
35	<b>NATALIE KELLY</b>	F	6-3	So.	Albany, La. • Albany HS	Season High: 3	2	-	-	-	3	3	-	1	1	-	<b>LAST GAME (vs BCU):</b> 1 rebound, 3 minutes • Scored career-high 3 pts vs. St. Joseph's • Appeared in 12 games as freshman • Scored first collegiate FG vs. UL-Lafayette (11/25) • Career-high 3 rebs vs. Samford, Alabama St.

Inside the Matchup

**Auburn vs. Jacksonville State 14-1 (.933)**

In Auburn: 11-0  
 --At Auburn Arena: 2-0  
 In Jacksonville: 3-1  
 Neutral Sites: 0-0  
 Trend: Auburn has won the last four meetings

Nov. 26, 1979	W	67-55	Auburn
Jan. 10, 1980	W	86-55	Auburn
Nov. 29, 1995	W	65-47	Jacksonville, Ala.
Dec. 16, 1995	W	89-61	Auburn
Nov. 26, 1996	W	82-52	Jacksonville, Ala.
Feb. 3, 1997	W	77-46	Auburn
Dec. 16, 1997	W	100-52	Auburn
Jan. 20, 1998	W	90-60	Jacksonville, Ala.
Jan. 19, 1999	W	104-63	Auburn
Nov. 21, 1999	W	93-54	Auburn
Jan. 2, 2005	L	66-71	Jacksonville, Ala.
Nov. 29, 2005	W	91-70	Auburn
Nov. 29, 2006	W	74-44	Auburn
Dec. 30, 2010	W	79-60	Auburn
Nov. 13, 2013	W	66-49	Auburn

**Auburn Women's Basketball Quick Hitters**

- Daisa Alexander is 8 points away from 1,000 in her career
- This is the 16th meeting between Auburn and Jacksonville State in women's basketball
- The Tigers are 14-1 all-time against the Gamecocks
- Unique Thompson has 10 double-doubles in 10 games this year, which leads the NCAA; she has 30 career double-doubles, which ranks 3rd in Auburn history
- Thompson is the only player in NCAA Division I with a double-double in every game her team has played this year
- Going back to the final game of 2018-19, Thompson has double-doubles in 11 straight games, the second-longest streak in program history (Lauretta Freeman, 18 in 1992-93)
- Thompson was named SEC Player of the Week on Nov. 26 after averaging 20.5 points and 15.0 rebounds in Auburn's two games vs. UAB and St. Joseph's
- Thompson's 681 career rebounds rank 2nd among active SEC players and 15th in Auburn history
- Thompson scored 31 points at TCU, her career-high and the 39th individual 30-point game in Auburn history
- Thompson's 31-point, 15-rebound effort was Auburn's first 30-15 game since Dec. 19, 2008, when DeWanna Bonner had 30 points and 16 rebounds vs. George Washington
- Sophomore Erin Howard had her best game at Auburn with a 14-point, 6-rebound, 4-steal effort at South Alabama; she was 4-for-4 on 3-pointers in the second half; Brooke Moore added a season-high 20, also hitting 4 3-pointers
- Auburn's 13 3-pointers vs. Drake (12/1) tied for the second-most in program history, one shy of the school record (14) set at Drake on Dec. 22 of last season; the Tigers followed that up with 12 at South Alabama, giving them 25 in a two-game span
- Freshman Lauren Hansen hit 7 3-pointers vs. Drake, one shy of the Auburn single-game record and the most by an Auburn player since Brandy Montgomery made 7 3-pointers at Florida on Jan. 1, 2017
- Hansen scored 24 points in the Drake game, a career-high and the most by an Auburn freshman since Unique Thompson scored 29 at Louisiana-Lafayette on Dec. 8, 2017
- Daisa Alexander is 7th in the SEC in scoring (15.4 ppg) and fifth in steals (2.6/game) (as of Dec. 12)
- Alexander's 187 career steals rank second among active SEC players; her 992 points are 7th among active players
- Lauren Hansen and Annie Hughes both drew starts as true freshmen in the first three games of the season
- Against Wofford, Unique Thompson (25 pts) and Daisa Alexander (22 pts) gave Auburn its first game with two 20-point scorers since an overtime win over North Carolina last season (Dec. 21, 2018, in Myrtle Beach)
- Auburn is in its 49th season of women's basketball and has 941 program wins
- Auburn returns three starters and seven letterwinners from 2018-19 while welcoming six newcomers to the team
- Auburn is one of two programs nationwide with two or fewer upperclassmen on the roster; 11 of the 13 players on the roster are freshmen or sophomores
- Last season, the Tigers went 22-10 overall, 9-7 in SEC play and advanced to the NCAA Tournament for the third time in four years

**Moving On Up (Auburn Career Milestone Watch) . . .**

- **Unique Thompson** is tied for 3rd in career double-doubles with 30 (C.C. Hayden); needs 8 to tie for 2nd (Lauretta Freeman, 38)
- **Unique Thompson** is 15th in career rebounds with 681, needs 68 to tie for 13th (C.C. Hayden & Kendall Mago, 749)
- **Daisa Alexander** is 9th in career 3-point FG made with 115; needs 32 to tie for 8th (Katie Frerking, 147)
- **Daisa Alexander** is 9th in career 3-point attempts with 338; needs 32 to tie for 8th (Kristen Mulligan, 370)
- **Daisa Alexander** is 10th in career 3-point percentage at .340 (115-338)
- **Daisa Alexander** needs 8 points for 1,000 in her career

Inside the Numbers



CATEGORY	AUBURN	JSU
Points Per Game	73.1	65.0
Scoring Margin	-1.0	-2.3
Field Goal %	43.6%	36.8%
Opp. Field Goal %	44.5%	38.5%
3 pt Field Goal %	31.4%	27.1%
Opp. 3FG %	34.8%	29.8%
Rebounds	37.0	40.8
Opp. Rebounds	32.3	44.1
Rebound Margin	+4.7	-3.3
Turnovers	16.5	15.5
Opp. Turnovers	15.8	17.7
Steals	9.7	7.3
Opp. Steals	7.5	8.1
Blocks	2.4	3.3
Opp. Blocks	2.3	2.0

**INDIVIDUAL CATEGORY LEADERS**

Auburn	BCU
Unique Thompson - 18.8	Points.....Destiney Elliott - 13.0
Unique Thompson - 12.4	Rebounds ..... Destiney Elliott - 7.0
Daisa Alexander - 2.2	Assists ..... Taylor Hawks - 2.4
Daisa Alexander - 2.4	Steals..... Taylor Hawks - 1.7
Erin Howard - 0.8	Blocks..... Destiney Elliott - 1.2
Unique Thompson - 31.9	Minutes Played ..... Chloe Long - 29.1
Unique Thompson - .680	Field Goal Percentage.....Kiana Johnson - .447
Lauren Hansen - .377	3-Point Percentage..... Taylor Hawks - .355
Brooke Moore - .800	Free-Throw Percentage ..... Yamia Johnson - .762

**OPENING TIP**

» Auburn closes out non-conference play with a Saturday matchup against in-state rival Jacksonville State. Game time is 2 p.m. CT at Auburn Arena.

» Auburn is 5-5, defeating Bethune-Cookman 74-56 in its last game on Dec. 15.

» Jacksonville State is 4-6 on the year and dropped their final contest before Christmas to Jacksonville University, falling 55-40 at home on Dec. 20.

**LAST TIME OUT**

» Five Tigers scored in double-figures as the Auburn women's basketball team pulled away in the second half for a 74-56 win over Bethune-Cookman Sunday afternoon at Auburn Arena.

» Auburn (5-5) shot over 65 percent in the second half and overcame a tenacious press by Bethune-Cookman (6-2) to turn a five-point halftime lead into as much as a 19-point advantage to head into the holiday break with a victory.

» Junior Unique Thompson led the way with a 16-point, 13-rebound effort that also included a team-leading four steals. She was just one rebound shy of a double-double by halftime; as such, she picked up her NCAA-leading 10th double-double in 10 games and extended her streak to 11 straight games, which leads all active players nationwide.

» For the game, Auburn shot 50.8 percent from the floor (30-59) and held the Wildcats to a 33.9 percent night (19-56), the lowest by an Auburn opponent this year. The Tigers out-rebounded BCU 43-26, their biggest margin of the year, and scored 36 points in the paint to BCU's 20.

**UP NEXT**

» Southeastern Conference play begins as Auburn travels to Nashville to take on Vanderbilt on Thursday, Jan. 2. Game time is 7:30 p.m. CT at Memorial Gym; SEC Network will have whiparound coverage of all seven league games that night.

**AN AUBURN WIN WOULD...**

» Give Auburn a winning non-conference record at 6-5.

» Improve Auburn's home record to 4-1.

» Be Auburn's fifth straight win over JSU.

**AUBURN-JACKSONVILLE STATE SERIES**

» This is the 16th meeting between Auburn and Jacksonville State in women's basketball. The Tigers own a 14-1 advantage over the Gamecocks, including an 11-0 edge in Auburn.

**LAST MEETING: Nov. 13, 2013****Auburn 66, Jacksonville State 49**

» Tra'Cee Tanner scored 19 points to lead three Tigers in double figures as Auburn defeated Jacksonville State 66-49 at Auburn Arena.

» The Tigers shot 45.3% for the game, holding JSU to 29.4% shooting. Auburn also scored 24 points off 19 JSU turnovers and controlled the action in the paint, scoring 52 of its 66 points inside.

» Peyton Davis added 14 points and Brandy Montgomery scored 15 in her collegiate debut.

**SCOUTING JACKSONVILLE STATE**

» Jacksonville State enters its final non-conference game at 4-6 on the season. The Gamecocks dropped their last game 55-40 to

Jacksonville University on Dec. 20.

» The Gamecocks average 65.0 points/game while giving up 67.3/game.

» Destiney Elliott leads JSU with 13.0 points and 7.0 rebounds per game. Taylor Hawks adds 12.5 points per game.

» Jacksonville State was picked to finish fifth in the OVC by the league's coaches. The Gamecocks went 15-15 overall, 7-6 OVC, and finished seventh in the league last season.

**SCOUTING AUBURN**

» The Tigers are among the most inexperienced teams in the country with just two upperclassmen on their 13-player roster. With four freshmen and seven sophomores, Auburn is one of just eight teams nationwide with three or fewer upperclassmen on its roster.

» Junior forward Unique Thompson has 10 double-doubles through 10 games, averaging 18.8 points and 12.4 rebounds; she is the leading rebounder and fourth-leading scorer in the Southeastern Conference. She has 30 career double-doubles, which ranks 3rd in Auburn history and second among active SEC players.

» Thompson scored a career-high 31 points and pulled down 15 rebounds at TCU on Dec. 7; it was Auburn's first 30-15 game since 2008 (DeWanna Bonner, 30 pts/16 rebs vs. George Washington).

» Senior guard Daisa Alexander is the Tigers' second-leading scorer through 10 games, averaging 15.0 points/game. She scored 22 points in the opener vs. Wofford and 17 vs. Old Dominion while playing point guard, a position she has played sparingly throughout her career. She poured in 20 points at UAB after returning to the shooting guard position and has four games this year with 20+ points. Alexander also ranks fifth in the SEC in steals (2.4/game).

» Sophomore Brooke Moore, redshirt sophomore Kiyae' White and freshman Annie Hughes all earned their first collegiate starts vs. Wofford in the season opener. Moore scored 15 points in each of the first two games, Hughes hit double-digits in the first two games, and White scored a career-high 12 in the win over St. Joseph's.

» Moore scored a season-high 20 points at South Alabama, hitting 4-of-6 3-point attempts.

» Freshman Lauren Hansen earned her first career start at UAB on Nov. 21 in her second collegiate game. Hansen followed that up with an 18-point, 4-steal performance in a win over St. Joseph's, then a 24-point, 4-assist day against Drake where she made seven 3-pointers.

» Sophomore Robyn Benton made her season debut vs. Bethune-Cookman on Dec. 15, scoring 10 points along with two blocks. She missed the season's first nine games with injury.

» Auburn returned three starters (Daisa Alexander, Erin Howard, Unique Thompson) and four other letterwinners from its 2018-19 team that finished 22-10 overall, 9-7 in SEC play, and advanced to the NCAA Tournament for the third time in four seasons.

**YOUTH WILL BE SERVED**

» With just two upperclassmen on a roster of 13 players (11 of whom are eligible this season), Auburn has one of the youngest and most inexperienced teams in all of college basketball. In fact, Auburn is one of just two teams nationwide with two or fewer upperclassmen on their roster.

**SEC STANDINGS & SCHEDULE**

	<i>(thru games of Dec. 22)</i>					
	SEC Games			All Games		
	W	L	Pct.	W	L	Pct.
South Carolina	0	0	.000	12	1	.923
Arkansas	0	0	.000	11	1	.917
Kentucky	0	0	.000	11	1	.917
Texas A&M	0	0	.000	11	1	.917
Mississippi St.	0	0	.000	11	2	.846
LSU	0	0	.000	9	2	.818
Tennessee	0	0	.000	9	2	.818
Alabama	0	0	.000	9	3	.750
Vanderbilt	0	0	.000	9	3	.750
Florida	0	0	.000	8	4	.667
Georgia	0	0	.000	8	4	.667
AUBURN	0	0	.000	5	5	.500
Ole Miss	0	0	.000	6	6	.500
Missouri	0	0	.000	3	10	.231

**Saturday, Dec. 28**

Jacksonville State at Auburn  
Florida A&M at LSU  
Alabama State at Ole Miss

**Sunday, Dec. 29**

Southeastern Louisiana at Alabama  
UT Martin at Arkansas  
Davidson at Florida  
East Carolina at Georgia  
Little Rock at Mississippi State  
Howard at Tennessee  
Texas A&M-Corpus Christi at Texas A&M  
Columbia at Vanderbilt

**Thursday, Jan. 2**

\*Texas A&M at Arkansas  
\*Alabama at LSU  
\*Georgia at Ole Miss  
\*Florida at Mississippi State  
\*Kentucky at South Carolina  
\*Missouri at Tennessee  
\*Auburn at Vanderbilt

**Sunday, Jan. 5**

\*South Carolina at Alabama  
\*Arkansas at Auburn  
\*Vanderbilt at Florida  
\*Mississippi State at Georgia  
\*Tennessee at Kentucky  
\*LSU at Missouri

**Monday, Jan. 6**

\*Ole Miss at Texas A&M

**Associated Press Top 25**

(Week 7: Dec. 23)

Rk	Team	Record	Prev
1	Connecticut (19)	10-0	2
2	Oregon (5)	10-1	3
3	Oregon State (4)	11-0	4
4	<b>South Carolina (1)</b>	<b>12-1</b>	<b>5</b>
5	Stanford	10-1	1
6	Baylor	9-1	7
7	Louisville	11-1	6
8	Florida State	12-0	8
9	NC State	11-0	9
10	UCLA	11-0	10
11	<b>Texas A&amp;M</b>	<b>11-1</b>	<b>11</b>
12	Maryland	9-2	13
13	<b>Kentucky</b>	<b>11-1</b>	<b>14</b>
14	Indiana	10-2	12
15	<b>Mississippi State</b>	<b>11-2</b>	<b>15</b>
16	DePaul	10-2	16
17	Gonzaga	11-1	17
18	Arizona	11-0	18
19	West Virginia	9-1	22
20	<b>Arkansas</b>	<b>11-1</b>	<b>21</b>
21	Missouri State	9-2	20
22	<b>Tennessee</b>	<b>9-2</b>	<b>23</b>
23	Michigan	9-2	24
24	Miami	8-3	NR
25	Texas	7-4	NR

**Also receiving votes:** Minnesota, South Dakota, Michigan State, Rutgers, Colorado, Northwestern, Princeton, LSU, Arizona State, Kansas, TCU, Iowa, Texas Tech, Nebraska.

**USA TODAY Coaches' Top 25**

(Week 7 - Dec. 24)

Rk	Team	Record	Prev
1	Connecticut (21)	10-0	2
2	Oregon (4)	10-1	3
3	Oregon State (4)	11-0	4
4	Stanford (2)	10-1	1
5	<b>South Carolina</b>	<b>12-1</b>	<b>6</b>
6	Baylor	9-1	5
7	Louisville	11-1	7
8	Florida State	12-0	8
9	NC State	11-0	9
10	UCLA	11-0	10
11	Maryland	9-2	11
12	<b>Texas A&amp;M</b>	<b>11-1</b>	<b>12</b>
13	<b>Kentucky</b>	<b>11-1</b>	<b>13</b>
14	<b>Mississippi State</b>	<b>11-2</b>	<b>15</b>
15	Indiana	10-2	14
16	DePaul	10-2	16
17	Gonzaga	11-1	18
18	Arizona	11-0	19
19	Missouri State	9-2	17
20	<b>Arkansas</b>	<b>11-1</b>	<b>20</b>
21	West Virginia	9-1	25
22	South Dakota	11-2	21
23	Michigan	9-2	22
24	<b>Tennessee</b>	<b>9-2</b>	<b>24</b>
25	Princeton	11-1	NR

**Also receiving votes:** Minnesota, Florida Gulf Coast, Arizona State, Northwestern, LSU, Texas, Miami, Michigan State, Georgia Tech, Marquette, Texas Tech, Rutgers, Creighton.

School	Upperclassmen	% of Active Roster
Auburn	2	18.2% (2/11)
Coppin State	2	18.2% (2/11)
Grand Canyon	3	20.0% (3/15)
Colorado	3	23.1% (3/13)
Ohio State	3	23.1% (3/13)
Oklahoma	3	25.0% (3/12)
South Carolina	3	25.0% (3/12)
Southern California	3	25.0% (3/12)

**SEEING DOUBLE**

» Junior Unique Thompson has 30 career double-doubles, which ranks tied for 3rd in Auburn history. She is 10-for-10 this season.

» Thompson is the national leader with 10 double-doubles this year and is the only player in NCAA Division I with a double-double in every game her team has played in 2019-20.

» Going back to the final game of last year, Thompson has double-doubles in 10 consecutive games, which is the second-longest streak in Auburn history (Lauretta Freeman, 18, 1992-93) and the longest active streak in the nation.

» Thompson is second among active SEC players in career double-doubles (as of Dec. 4):

Player (School)	19-20	Career
Ayana Mitchell (LSU)	4	31
<b>Unique Thompson (Auburn)</b>	<b>10</b>	<b>30</b>
Rennia Davis (Tennessee)	6	24
Ciera Johnson (Texas A&M)	3	15
Amber Smith (Missouri)	2	12
N'dea Jones (Texas A&M)	2	12

**ACROSS THE DIVISIONS**

» How does Unique Thompson's double-double prowess stack up across all divisions of college basketball? A comparison between the leaders in every division, men's and women's (as of 12/22):

Player (School)	Division	19-20
Andrew Sischo (Daemen)	D2 Men	11
<b>Unique Thompson (Auburn)</b>	<b>D1 Women</b>	<b>10</b>
Tehilia Teigman (Yeshiva)	D3 Women	10
Nathan Knight (William & Mary)	D1 Men	10
Paul Reed (DePaul)	D1 Men	10
Mike Rapoza (Anna Maria)	D3 Men	10
DeShawn Munson (Harris-Stowe)	NAIA Men	10
Diamond Jolly (Talladega)	NAIA Women	10
Four players tied	D2 Women	9

**MORE ABOUT UNIQUE**

» Through games of Dec. 22, Unique Thompson leads the NCAA in offensive rebounds per game (5.6) and is fifth overall in rebounding (12.4). She leads the SEC in both categories. Thompson is also 5th nationally and 2nd in the SEC in field goal percentage (68.0%).

» Thompson's 31-point, 16-rebound game at TCU (12/7) was her first 30-point effort and the first for Auburn since Katie Frerking scored 32 at Texas A&M in 2017. It was the first 30/15 game by an Auburn player since DeWanna Bonner vs. George Washington in 2008.

**STARTING ON DAY ONE**

» Freshman Annie Hughes became the seventh Auburn freshman since 2005 to earn a start in her collegiate debut. She was the third under Terri Williams-Flournoy and the seventh since 2005 to be in the starting lineup on night one.

Year	Freshman Starter	Opponent	Stats
2019	Annie Hughes	Wofford	10 pts, 4 ast
2017	Unique Thompson	@Va. Tech	9 pts, 16 reb

2013	Katie Frerking	Ga. Southern	8 pts, 3 reb
2011	Hasina Muhammad	@Mercer	12 pts, 2 reb
2008	Morgan Jennings	@Ala. A&M	4 pts, 4 reb
2005	Sherell Hobbs	UT Pan-Am.	6 pts, 5 reb
2005	DeWanna Bonner	UT Pan-Am.	19 pts, 4 reb

**AUBURN HONOR ROLL**

» Auburn senior Daisa Alexander and junior Unique Thompson were selected to the Preseason All-SEC Second Team by the league's coaches.

» Thompson was also selected to the All-SEC Second Team by a panel of regional and national media.

» Thompson is on the Katrina McClain Award Watch List. The Katrina McClain Award is presented to the top power forward in the country by the WBCA and the Basketball Hall of Fame.

» Thompson was named SEC Player of the Week on Nov. 26 after her performances against UAB and St. Joseph's.

» The Tigers were picked to finish seventh in the SEC by the media and eighth by the coaches.

**RAINING THREES**

» Auburn set a school record for single-season 3-pointers last season, making 193 in 32 games (6.0/game) for the year.

» So far this year, Auburn has made 66 3-pointers through 10 games (6.6 avg) and made a season-best 13 against Drake on Dec. 1, one shy of tying the school record set vs. Elon last season. The Tigers followed that up with 12 at South Alabama, giving them 25 over a 2-game span.

» Freshman Lauren Hansen made 7 3-pointers in that Drake game, coming within one of the Auburn single-game record (8, Tiffany Krantz vs. Troy, Nov. 21, 1997) and making the most 3-pointers since Brandy Montgomery had 7 at Florida on Jan. 1, 2017.

**GAMES WITH 10 OR MORE 3-POINTERS (Since 2000)**

3FG	Opponent	Date	Result
14	at Elon	12/22/18	W 96-44
<b>13</b>	<b>vs. Drake</b>	<b>12/1/19</b>	<b>L 82-83</b>
13	Oklahoma	12/2/18	W 95-79
<b>12</b>	<b>at South Alabama</b>	<b>12/4/19</b>	<b>W 82-62</b>
12	Colgate	12/5/07	W 82-75
11	at Florida	1/1/17	W 82-75
11	Winthrop	12/16/15	W 76-33
10	UAB	11/13/15	W 85-71
10	vs. Maine	11/9/12	W 71-41
10	Alabama	2/23/12	W 81-40
10	Belmont	11/15/11	W 80-53
10	Marist	12/21/11	L 61-69
10	Iowa State	12/28/01	L 80-75 (OT)

**ON THIS DATE**

» Auburn is 10-3 all-time on Dec. 28. The last game on this date came in 2017 when the Tigers defeated Xavier (La.) 70-44 at Auburn Arena.

**WORKING OVERTIME**

» Auburn played its first overtime game of the season and the 42nd in program history on Nov. 30 when the Tigers defeated Dayton 76-74 in Estero, Fla., at the Gulf Coast Showcase. Erin Howard tipped in a shot at the buzzer to force the OT period after the Tigers had trailed by as many as 13 at halftime.

» Auburn is 22-20 all-time in overtime and has won three straight OT games. The Tigers are 6-4 in the Coach Flo era in overtime games.

**OVERTIME GAMES UNDER COACH FLO**

Date	Opponent	Location	Result
11/30/19	Dayton	Estero, Fla.	W 76-74
2/3/19	Georgia	Auburn	W 59-58
12/20/18	North Carolina	Myrtle Beach, S.C.	W 86-81
2/20/17	Alabama	Auburn	L 61-63
12/18/16	Virginia Tech	Auburn	L 87-92
1/24/16	Arkansas	Auburn	W 71-60
12/13/15	Marquette	Milwaukee, Wis.	L 69-70
11/28/15	Minnesota	Guaynabo, P.R.	W 81-79
3/2/14	Ole Miss	Oxford, Miss.	L 71-73
2/27/14	Alabama	Auburn	(2OT) W 70-65

**IN DECEMBER**

» Auburn is 241-57 all-time in the month of December (records begin in 1978-79 season, not all dates provided prior to or during that year).

» Under Coach Flo, the Tigers are 41-11 in December.

**NEW FACES**

» Auburn welcomes six newcomers to the roster for 2019-20, four freshmen and two sophomore transfers.

» Joining the Tigers and eligible to play this season are Lauren Hansen (G, 5-8, Long Island, N.Y.); Annie Hughes (G, 5-9, Dutton, Ala.); Morgan Robinson-Nwagwu (G, 5-8, Norcross, Ga.) and Sania Wells (G, 5-7, Moss Point, Miss.)

» Two transfers will also be on the Tigers' roster but ineligible to play this season. Jala Jordan (F, 6-2, Philadelphia, Pa.), joined the Tigers this summer after transferring from West Virginia. And Honesty Scott-Grayson (G, 5-9, Brick, N.J.) enrolled in August after transferring from Baylor. Both players will have three years of eligibility beginning with the 2020-21 season.

**TIGERS IN THE PROS**

» DeWanna Bonner completed her 10th season in the WNBA in 2019, all with the Phoenix Mercury. Bonner was selected as an All-Star for the third time in her last four seasons, averaging 17.2 points, a career-best 7.6 rebounds, 2.7 assists and 1.3 steals per game while starting all 34 games for the Mercury. She is also playing overseas for Dynamo Kursk in Russia.

» Brandy Montgomery is playing in Europe for her third season, currently on the roster of Last year, she played in Luxembourg for Etzella Ettelbruck, averaging a team-best 21.4 points per game. In 2017-18, she played for Visby in Sweden, averaging 16.3 points, 5.1 rebounds and 1.8 assists while helping her team to the league semifinals.

**AQUILA DI GUERRA**

» Auburn's women's basketball team spent nine days in Italy in August, playing three exhibition games and touring sites across the country in Rome, Florence, Milan, Pisa, Bellagio and others. The Tigers dropped their first game to the Netherlands National Team and fell short in two other games against a professional European all-star team.

**Auburn in the SEC & NCAA Stats***(Thru games of 12/22/19)*

Category	Value	SEC	NCAA
Scoring Offense	73.1	7th	62nd
Scoring Defense	74.1	14th	323rd
Scoring Margin	-1.0	13th	212th
Field Goal Pct.	.436	8th	66th
Field Goal Pct. Def.	.445	14th	324th
3-pt FG Pct.	.314	7th	125th
3-pt FG Pct. Def.	.348	14th	294th
Free Throw Pct.	.665	7th	222nd
Rebounds	37.0	12th	210th
Rebound Margin	+4.7	8th	83rd
Off. Rebounds	13.5	8th	--
Def. Rebounds	23.5	14th	--
Assists	12.2	12th	227th
Assist/Turnover	0.7	13th	205th
Blocks	2.4	13th	255th
Turnover Margin	-0.7	11th	215th
Turnovers Forced	15.8	9th	224th
Steals	9.7	4th	81st

**INDIVIDUALS (All Games)****Scoring**

Unique Thompson	18.8	4th	36th
Daisa Alexander	15.0	8th	171st

**Rebounding**

Unique Thompson	12.4	1st	5th
-----------------	------	-----	-----

**Field Goal Pct.**

Unique Thompson	.680	2nd	5th
Daisa Alexander	.437	15th	203rd

**Free Throw Pct.**

Daisa Alexander	.750	9th	205th
-----------------	------	-----	-------

**Steals**

Daisa Alexander	2.4	5th	70th
Unique Thompson	1.7	13th	--

**3-Point FG Made**

Lauren Hansen	2.2	4th	130th
Brooke Moore	1.7	11th	--

**Offensive Rebounds**

Unique Thompson	5.6	1st	1st
-----------------	-----	-----	-----

**Defensive Rebounds**

Unique Thompson	6.8	1st	--
-----------------	-----	-----	----

**Double-Doubles**

Unique Thompson	10	1st	1st
-----------------	----	-----	-----

## Auburn Career Record Updates

## Auburn Career Scoring

No.	Player	Years	Points
1.	DeWanna Bonner	2005-09	2,162
2.	Becky Jackson	1980-84	2,068
3.	Vickie Orr	1985-89	2,035
4.	Marianne Merritt	1975-79	1,979
5.	Carolyn Jones	1988-91	1,831
6.	Natasha Brackett	2001-05	1,716
7.	Janiah McKay	2015-present	1,647
8.	Brandy Montgomery	2013-17	1,644
9.	Mae Ola Bolton	1984-88	1,616
10.	Alli Smalley	2007-11	1,601
11.	Angie Hannah	1978-82	1,583
12.	Tyrese Tanner	2010-14	1,515
13.	Le'Coe Willingham	1999-03	1,475
14.	Lori Monroe	1979-83	1,415
15.	Tasha Hamilton	1997-01	1,402
16.	Sherell Hobbs	2005-09	1,372
17.	Linda Godby	1986-90	1,365
18.	Tra'Cee Tanner	2012-16	1,327
19.	Debra Larkin	1981-85	1,310
20.	C.C. Hayden	1989-92	1,306
21.	Katie Frerking	2013-17	1,271
22.	Conswella Sparrow	1997-00	1,249
23.	Blanche Alverson	2009-13	1,244
24.	Brenda Hill	1981-85	1,222
25.	Monique Morehouse	1992-96	1,191
26.	Lauretta Freeman	1989-93	1,188
27.	Hasina Muhammad	2001-15	1,184
	Sharon Stewart	1984-88	1,184
29.	Ruthie Bolton	1985-89	1,176
30.	Tiffany Krantz	1996-00	1,136
--	<b>Daisa Alexander</b>	<b>2016-present</b>	<b>992</b>

## Auburn Career Rebounding

No.	Player	Years	Rebounds
1.	Becky Jackson	1980-84	1,118
2.	DeWanna Bonner	2005-09	1,047
3.	Lori Monroe	1979-83	1,015
4.	Vickie Orr	1985-89	1,006
5.	Lauretta Freeman	1989-93	976
6.	Marianne Merritt	1975-79	972
7.	Le'Coe Willingham	1999-03	927
8.	Monique Morehouse	1992-96	792
9.	Jordan Greenleaf	2006-11	761
	Charlene Thomas	1984-87	761
11.	Tra'Cee Tanner	2012-16	758
12.	Sharon Stewart	1984-88	757
13.	C.C. Hayden	1989-92	749
	Kendall Mago	1988-92	749
15.	<b>Unique Thompson</b>	<b>2017-present</b>	<b>681</b>
16.	Tasha Hamilton	1997-01	663
	Mae Ola Bolton	1984-88	653
18.	Marita Payne	2002-06	630
19.	Katie Frerking	2013-17	627
20.	Sherell Hobbs	2005-09	612
21.	Brenda Hill	1982-85	604
22.	Blanche Alverson	2009-13	602
23.	KeKe Carrier	2005-10	600
24.	Angie Hannah	1978-82	588
	Linda Godby	1986-90	580
26.	Tyrese Tanner	2010-14	572
	Conswella Sparrow	1997-00	572
28.	Diann McNeil	1984-88	498
29.	Samantha Williams	1991-96	495
	Hasina Muhammad	2011-15	494

## Auburn Career Steals

No.	Player	Years	Steals
1.	Mae Ola Bolton	1985-88	282
2.	Kristen Mulligan	1993-96	253
3.	Ruthie Bolton	1986-89	246
4.	Debra Larkin	1982-85	242
5.	Helene Baroody	1984-87	240
6.	Katie Frerking	2013-17	234
7.	Sherell Hobbs	2005-09	231
8.	Janiah McKay	2015-19	223
	Hasina Muhammad	2011-15	223
10.	DeWanna Bonner	2005-09	208
--	<b>Daisa Alexander</b>	<b>2016-present</b>	<b>187</b>

## Auburn Career Double-Doubles

No.	Player	Years	D-Ds
1.	DeWanna Bonner	2005-09	40
2.	Lauretta Freeman	1989-93	38
3.	<b>Unique Thompson</b>	<b>2017-present</b>	<b>30</b>
	C.C. Hayden	1989-92	30
5.	Le'Coe Willingham	1999-04	29
6.	Vickie Orr	1985-89	27
7.	Monique Morehouse	1992-96	24
8.	Becky Jackson	1980-84	19
9.	Conswella Sparrow	1997-00	15
10.	Tra'Cee Tanner	2012-16	14
11.	Tasha Hamilton	1997-01	13
	Sharon Stewart	1984-88	13
13.	Daniellette Coleman	1992-94	12
	Marita Payne	2002-06	12
15.	Whitney Boddie	2005-09	11
	KeKe Carrier	2005-10	11
17.	Tia Miller	2001-04	8
	Tara Williams	1995-97	8
19.	Katie Frerking	2013-17	7
	Linda Godby	1986-90	7
	Laticia Morris	1995-97	7
	Mandisa Stevenson	2002-04	7
	Tyrese Tanner	2010-14	7
24.	Justine Agbatan	1995-98	6
	Brenda Hill	1982-83	6
	Kendall Mago	1988-92	6
	Samantha Williams	1991-96	6
28.	Ruthie Bolton	1985-89	5
	Jordan Greenleaf	2006-11	5

## Auburn Career 3-Point Attempts

No.	Player	Years	3FGA
1.	Brandy Montgomery	2013-17	688
2.	Alli Smalley	2007-11	637
3.	Blanche Alverson	2009-13	618
4.	Natasha Brackett	2001-05	545
5.	Tiffany Krantz	1996-00	520
6.	Katie Frerking	2013-17	518
7.	Samantha Williams	1992-96	500
8.	Kristen Mulligan	1992-96	370
9.	<b>Daisa Alexander</b>	<b>2016-present</b>	<b>338</b>
10.	Shana Askew	1997-01	332

## Auburn Career 3-Point FG Made

No.	Player	Years	3FGM
1.	Alli Smalley	2007-11	219
2.	Blanche Alverson	2009-13	213
3.	Brandy Montgomery	2013-17	205
4.	Tiffany Krantz	1996-00	184
5.	Natasha Brackett	2001-05	171
6.	Samantha Williams	1992-96	161
7.	Kristen Mulligan	1992-96	149
8.	Katie Frerking	2013-17	147
9.	<b>Daisa Alexander</b>	<b>2016-present</b>	<b>115</b>
10.	Carolyn Jones	1988-91	103

## Auburn Career 3-Point Percentage

No.	Player	Years	3FG%
1.	Carolyn Jones	1988-91	.415 (103-248)
2.	Kristen Mulligan	1992-96	.403 (149-370)
3.	Suzette Sargeant	1990-92	.388 (57-147)
4.	Lynn Stevenson	1986-91	.376 (83-221)
5.	LaRita Spencer	1999-01	.364 (59-162)
6.	Louise Emeagi	2002-05	.359 (78-217)
7.	Tiffany Krantz	1996-00	.354 (184-250)
8.	Blanche Alverson	2009-13	.345 (213-618)
9.	Alli Smalley	2007-11	.344 (219-637)
10.	<b>Daisa Alexander</b>	<b>2016-present</b>	<b>.340 (115-338)</b>



## TIGERS' RECORD WHEN...

	2019-20	Under Coach Flo
At Home.....	3-1	73-35
On the Road.....	1-2	36-54
At a Neutral Site.....	1-2	20-17
When wearing white.....	4-3	74-31
When wearing orange.....	0-0	7-10
When wearing blue.....	1-2	42-61
When wearing pink.....	0-0	6-4
Leading at the half.....	4-0	101-22
Trailing at the half.....	1-5	28-78
Tied at the half.....	0-0	0-6
Scores 100+ points.....	0-0	0-0
Scores 90-99 points.....	0-0	6-0
Scores 80-89 points.....	2-1	27-2
Scores 70-79 points.....	2-2	38-8
Scores 60-69 points.....	1-1	38-28
Scores fewer than 60 points.....	0-1	18-68
Holds opponent to 41-50 points.....	0-0	31-3
Holds opponent to 31-40 points.....	0-0	7-0
Holds opponent to under 30 points.....	0-0	2-0
Force 25 or more turnovers.....	0-0	51-9
Shoots 50% FG or better.....	2-1	33-3
Shoots 40-49% FG.....	2-2	65-29
Shoots 39.9% or under FG.....	1-2	30-75
Holds opponent under 30% FG.....	0-0	25-2
Shoots higher FG% than opponent.....	3-1	101-22
Shoots lower FG% than opponent.....	2-4	28-79
Shoots same FG% as opponent.....	0-0	0-3
Shoots higher FT% than opponent.....	2-1	55-37
Shoots lower FT% than opponent.....	2-4	71-68
Shoots same FT% as opponent.....	1-0	2-2
Out-rebounds opponent.....	4-3	80-30
Out-rebounded by opponent.....	1-2	43-75
Tied in rebounds.....	0-0	5-2
Versus ranked opponent.....	0-0	5-48
In overtime.....	1-0	6-4
Games decided by 3 points or less.....	2-1	14-17
Games decided by 4-5 points.....	1-1	13-14
Games decided by 6-10 points.....	0-0	29-29
Games decided by 11-20 points.....	2-2	36-29
Games decided by 21-30 points.....	0-1	23-11
Games decided by 30+ points.....	0-0	14-6
On Television/Digital.....	4-2	67-71
In November.....	3-3	33-16
In December.....	2-2	40-10
In January.....	0-0	17-37
In February.....	0-0	23-29
In March.....	0-0	13-13

## 2019-20 Auburn Superlatives...

## First Half

Most points scored in the first quarter.....	25, at UAB (11/21/19)
Most points scored in the second quarter.....	24, vs. Wofford (11/6/19) & vs. Drake (12/1/19)
Most points scored in the first half.....	42 vs. Drake (12/1/19)
Fewest points scored in the first half.....	19, vs. Middle Tennessee (11/29/19)
Fewest points allowed in the first half.....	24, vs. Wofford (11/6/19)
Most points allowed in the first half.....	44 vs. Drake (12/1/19) & at TCU (12/7/19)
Best FG % in the first half.....	.552, at UAB (11/21/19)
Worst FG % in the first half.....	.348, vs. Middle Tennessee (11/29/19)
Best FG % by an opponent in the first half.....	.525 vs. Drake (12/1/19)
Worst FG % by an opponent in the first half.....	.300, vs. Wofford (11/6/19)
Most rebounds in the first half.....	25, vs. Wofford (11/6/19)
Fewest rebounds in the first half.....	10, vs. Middle Tennessee (11/29/19) & vs. Dayton (11/30/19)
Most rebounds by an opponent in the first half.....	27 at TCU (12/7/19)
Fewest rebounds by an opponent in the first half.....	11, vs. Old Dominion (11/14/19) & at UAB (11/21/19)

## Second Half

Most points scored in the third quarter.....	25, vs. Dayton (11/30/19)
Most points scored in the fourth quarter.....	26, vs. Wofford (11/6/19) & at South Alabama (12/4/19)
Most points scored in an overtime period.....	13, vs. Dayton (11/30/19)
Most points scored in the second half.....	49, vs. Wofford (11/6/19)
Fewest points scored in the second half.....	31, vs. Middle Tennessee (11/29/19)
Fewest points allowed in the second half.....	25 vs. Bethune-Cookman (12/15/19)
Most points allowed in the second half.....	58, vs. Wofford (11/6/19)
Best FG % in the second half.....	.652 vs. Bethune-Cookman (12/15/19)
Worst FG % in the second half.....	.333, vs. Middle Tennessee (11/29/19)
Best FG % by an opponent in the second half.....	.692, vs. Old Dominion (11/14/19)
Worst FG % by an opponent in the second half.....	.241 vs. Bethune-Cookman (12/15/19)
Most rebounds in the second half.....	24 vs. Bethune-Cookman (12/15/19)
Fewest rebounds in the second half.....	16 vs. Drake (12/1/19)
Most rebounds by an opponent in the second half.....	22 at TCU (12/7/19)
Fewest rebounds by an opponent in the second half.....	9 vs. Bethune-Cookman (12/15/19)

## Game

Most points scored.....	84, vs. Wofford (11/6/19)
Fewest points scored.....	50 vs. Middle Tennessee (11/29/19)
Most points allowed.....	89, vs. Old Dominion (11/14/19)
Fewest points allowed.....	56 vs. Bethune-Cookman (12/15/19)
Best FG %.....	.533 at South Alabama (12/4/19)
Worst FG %.....	.340 vs. Middle Tennessee (11/29/19)
Best FG % by an opponent.....	.593, vs. Old Dominion (11/14/19)
Worst FG % by an opponent.....	.339 vs. Bethune-Cookman (12/15/19)
Most rebounds.....	47, vs. Wofford (11/6/19)
Fewest rebounds.....	29 vs. Middle Tennessee (11/29/19) & vs. Drake (12/1/19)
Most rebounds by an opponent.....	49 at TCU (12/7/19)
Fewest rebounds by an opponent.....	24 vs. Drake (12/1/19)

## Miscellaneous

Highest-scoring quarter.....	26, 4Q vs. Wofford (11/6/19) & 4Q at South Alabama (12/4/19)
Lowest-scoring quarter.....	7, 1Q vs. Middle Tennessee (11/29/19)
Highest-scoring opponent quarter.....	34, 4Q vs. Wofford (11/6/19)
Lowest-scoring opponent quarter.....	11, 1Q vs. Wofford (11/6/19) & 2Q vs. St. Joseph's (11/24/19)
Largest margin in a single quarter.....	+13 (25-12) 3Q vs. Dayton (11/30/19) & (26-13) 4Q at South Alabama (12/4/19)
Largest margin of victory.....	20, at South Alabama (12/4/19)
Smallest margin of victory.....	2, vs. Wofford (11/6/19) & vs. Dayton (11/30/19)
Largest margin of defeat.....	23, vs. Middle Tennessee (11/29/19)
Smallest margin of defeat.....	2 vs. Drake (12/1/19)
Largest halftime lead.....	11, vs. Wofford (11/6/19)
Smallest halftime lead.....	3, vs. St. Joseph's (11/24/19)
Times tied at halftime.....	
Largest halftime deficit.....	21, vs. Middle Tennessee (11/29/19)
Smallest halftime deficit.....	1, at UAB (11/21/19)
Largest rebounding margin.....	+17 vs. Bethune-Cookman (12/15/19)
Smallest rebounding margin.....	+5 vs. Drake (12/1/19)
Last time tied in rebounding.....	
Largest rebounding deficit.....	-7 vs. Middle Tennessee (11/29/19) & at TCU (12/7/19)
Smallest rebounding deficit.....	-2, vs. Dayton (11/30/19)
Largest deficit overcome to win game.....	13, vs. Dayton (11/30/19)
Largest lead lost.....	11 vs. Drake (12/1/19)

MISCELLANEOUS STATISTICS

Double-Doubles		
Player	Season	Career
Unique Thompson	10	30
30+ Point Games		
Player	Season	Career
Unique Thompson	1	1
20+ Point Games		
Player	Season	Career
Daisa Alexander	4	15
Unique Thompson	4	10
Brooke Moore	1	2
Lauren Hansen	1	1
10+ Rebound Games		
Player	Season	Career
Unique Thompson	10	38
Kiaye' White	1	1
10+ Assist Games		
Player	Season	Career
Unique Thompson	10	38
Kiaye' White	1	1
5+ Steal Games		
Player	Season	Career
Daisa Alexander	0	2
5+ Block Games		
Player	Season	Career
Unique Thompson	0	1

GAMES LED AUBURN IN...

Scoring		
Player	Season	Career
Unique Thompson	6	19
Daisa Alexander	2	19
Brooke Moore	1	2
Lauren Hansen	1	1
Robyn Benton	0	1
Rebounding		
Player	Season	Career
Unique Thompson	10	57
Daisa Alexander	0	4
Erin Howard	0	1
Assists		
Player	Season	Career
Daisa Alexander	5	12
Unique Thompson	2	6
Lauren Hansen	2	2
Annie Hughes	2	2
Morgan Robinson-Nwagwu	2	2
Erin Howard	1	2
Kiaye' White	1	1
Brooke Moore	1	1
Sania Wells	1	1

(includes games where lead was shared)

2019-20 DOUBLE-DOUBLES

- Unique Thompson vs. Wofford (25 pts/11 reb)
- Unique Thompson vs. ODU (13 pts/10 reb)
- Unique Thompson at UAB (24 pts/19 reb)
- Unique Thompson vs St. Joseph's (17 pts/12 reb)
- Unique Thompson vs. MTSU (15 pts/10 reb)
- Unique Thompson vs. Dayton (20 pts/11 reb)
- Unique Thompson vs. Drake (12 pts/11 reb)
- Unique Thompson at South Alabama (15 pts/10 reb)
- Unique Thompson at TCU (31 pts/15 reb)
- Unique Thompson vs. B-CU (16 pts/13 reb)

Last Time an Auburn Team...

Scored 90 points	Auburn 96, Elon 44, in Elon, N.C. (Dec. 22, 2018)
Scored 100 points	Auburn 119, Sam Houston State 54, in Auburn, Ala. (Dec. 5, 2008)
Scored 100 points in an SEC game	Auburn 102, Tennessee 96, SEC Tournament in Albany, Ga. (Mar. 6, 1987)
Scored 100 at home	Auburn 119, Sam Houston State 54, in Auburn, Ala. (Dec. 5, 2008)
<b>Scored 80 points and lost</b>	<b>Drake 83, Auburn 82 in Estero, Fla. (Dec. 1, 2019)</b>
Scored 90 points and lost	Kentucky 91, Auburn 90 [2OT], in Auburn, Ala. (Feb. 2, 1986)
Scored 100 points and lost	Never
Scored 110+ points	Auburn 119, Sam Houston State 54, in Auburn, Ala. (Dec. 5, 2008)
Scored 50-59 points in a half	51 - 1st half at Elon in Elon, N.C. (Dec. 22, 2018)
Scored 60 or more points in a half	62 (2nd half) - vs. Drake in New Orleans, La. (Dec. 21, 2016)
Scored 30 or more points in a quarter	30 (1st quarter) - at St. Joseph's in Philadelphia, Pa. (Dec. 6, 2018)
<b>Scored 50 points or less in a game</b>	<b>50 - vs. Middle Tennessee in Estero, Fla. (Nov. 29, 2019)</b>
Scored 50 points or less and won	Auburn 47, Missouri 45 [SEC] in Jacksonville, Fla. (March 3, 2016)
Scored 40 points or less in a game	Georgia 63, Auburn 30, in Athens, Ga. (Jan. 28, 2016)
<b>Scored less than 10 points in a quarter</b>	<b>8 points (2nd quarter) vs. Dayton in Estero, Fla. (Nov. 30, 2019)</b>
<b>Scored less than 20 points in a 1st half</b>	<b>19 points vs. Middle Tennessee in Estero, Fla. (Nov. 29, 2019)</b>
Scored less than 20 points in a 2nd half	18 points vs. Missouri [SEC] in Jacksonville, Fla. (March 3, 2016)
Had 35+ rebound margin	36 - (52-16) vs. Alabama A&M in Normal, Ala. (Nov. 19, 2013)
Had 25+ rebound margin	33 - (53-26) vs. Grambling State in Auburn, Ala. (Nov. 6, 2018)
Had 20+ rebound margin	33 - (53-26) vs. Grambling State in Auburn, Ala. (Nov. 6, 2018)
<b>Attempted 30 free throws</b>	<b>30 - vs. St. Joseph's in Auburn, Ala. (Nov. 24, 2019)</b>
Attempted 35 free throws	36 - vs. Alabama State in Auburn, Ala. (Dec. 29, 2018)
Attempted 40 free throws	41 - vs. Alabama State in Auburn, Ala. (Nov. 15, 2006)
Attempted 5 free throws or less	5 - at Tennessee in Knoxville, Tenn. (Feb. 14, 2019)
Did not attempt a free throw	Never
<b>Made 20 free throws</b>	<b>20 - vs. Wofford in Auburn, Ala. (Nov. 6, 2019)</b>
Made 25 free throws	29 - vs. Alabama State (29-36) in Auburn, Ala. (Dec. 29, 2018)
Made 30 free throws	31 - vs. Northwestern State (31-43) (Dec. 30, 2003)
Had 25 assists	25 - vs. Ole Miss in Auburn, Ala. (Jan. 8, 2017)
Had 25 turnovers	25 - at Kentucky in Lexington, Ky. (Feb. 1, 2018)
<b>Had 10 turnovers or less</b>	<b>10 - vs. St. Joseph's in Auburn, Ala. (Nov. 24, 2019)</b>
Had 25+ steals	Never
Had 20-24 steals	21 - vs. Georgia in Auburn, Ala. (Feb. 3, 2019)
Had 15-19 steals	15 - vs. Mississippi State in Auburn, Ala. (Jan. 14, 2019)
Had 10-14 blocks	10 - vs. Louisiana Tech in Auburn, Ala. (Nov. 19, 2017)
Had 15+ blocks	15 - at Florida International in Miami, Fla. (Dec. 29, 2014)
<b>Won an overtime game</b>	<b>Auburn 74, Dayton 72 [1OT] in Estero, Fla. (Nov. 30, 2019)</b>
Lost an overtime game	Alabama 63, Auburn 61 [1OT] in Auburn, Ala. (Feb. 20, 2017)
Played a double overtime game	Auburn 70, Alabama 65 [2OT] in Auburn, Ala. (Feb. 27, 2014)
Played three or more overtimes	Never
Shot 70% for a half	70.4% (19-of-27), 2nd half at Elon in Elon, N.C. (Dec. 22, 2018)
Shot 60% for a game	63.3% (38-of-60) at Elon in Elon, N.C. (Dec. 22, 2018)
Shot less than 30% for a game	27.6% (21-of-76) vs. Missouri in Auburn, Ala. (Feb. 15, 2018)
Shot 90-99.9% from the free throw line (minimum 10 attempts)	92.3% (12-of-13) vs. Nicholls State in Auburn, Ala. (Nov. 9, 2018)
Shot 100% from the free throw line (minimum 10 attempts)	100% (16-of-16) vs. Texas A&M in Auburn, Ala. (Jan. 7, 2018)
Shot 50% on 3-pointers (minimum 5 attempts)	50.0% (6-of-12) at Missouri in Columbia, Mo. (Jan. 27, 2019)
Shot 20-30% in a half	26.3% (10-of-38), 1st half vs. BYU in Stanford, Calif. (March 23, 2019)
Shot less than 20% in a half	18.4% (7-of-38), 1st half vs. Missouri in Auburn, Ala. (Feb. 15, 2018)
Shot 55% or better and lost	58.1% (25-of-43) vs. Tennessee (Jan. 20, 2005)
<b>Made 10+ 3-point field goals</b>	<b>12-of-24 at South Alabama in Mobile, Ala. (Dec. 4, 2019)</b>
Failed to make a 3-point field goal	0-of-5 vs. Southern in Auburn, Ala. (Dec. 9, 2017)
Had 60+ rebounds	61 - vs. Stephen F. Austin in Auburn, Ala. (Dec. 17, 2007)
Had 50-59 rebounds	53 - vs. Grambling State in Auburn, Ala. (Nov. 6, 2018)
Defeated a Top-25 opponent	Auburn 58, #25 Missouri 54, in Auburn, Ala. (Feb. 24, 2019)
Defeated a Top-10 opponent	Auburn 66, #7 Kentucky 61, in Auburn, Ala. (Jan. 3, 2016)
Defeated a Top-25 opponent on the road	Auburn 68, #16 Vanderbilt 62, in Nashville, Tenn. (Feb. 13, 2014)

Last Time an Auburn Player...

<b>Scored 25-29 points</b>	<b>25 - Unique Thompson vs. Wofford in Auburn, Ala. (Nov. 6, 2019)</b>
<b>Scored 30-34 points</b>	<b>31 - Unique Thompson at TCU in Fort Worth, Texas (Dec. 7, 2019)</b>
Scored 35 points	35 - DeWanna Bonner vs. Tennessee in Auburn, Ala. (Jan. 25, 2009)
Scored 40 points	41 - Conswella Sparrow vs. South Alabama (Feb. 17, 1998)
<b>Had 15+ rebounds</b>	<b>15 - Unique Thompson at TCU in Fort Worth, Texas (Dec. 7, 2019)</b>
Had 20 rebounds	20 - Monique Morehouse at LSU (Feb. 4, 1995)
Had 10 assists	10 - Janiah McKay vs. Grambling State (Nov. 6, 2018)
Had 15 assists	18 - Martha Monk vs. Alabama State (Feb. 18, 1981)
Had 5 blocks	6 - Unique Thompson vs. Louisiana Tech in Auburn, Ala. (Nov. 19, 2017)
Had 7 blocks	7 - Jassany Williams vs. Duke (Nov. 18, 2011)
Had 10 blocks	13 - Marita Payne vs. Arkansas (Feb. 3, 2005)
Had 5 steals	6 - Crystal Primm vs. Kentucky in Auburn, Ala. (Feb. 7, 2019)
Had 8 steals	8 - Brandy Montgomery vs. East Carolina in Auburn, Ala. (Dec. 5, 2015)
Had 10 steals	10 - Kristen Mulligan vs. Northeast Illinois in Auburn, Ala. (Dec. 18, 1992)
<b>Made 10 field goals</b>	<b>12 - Unique Thompson [12-18] at TCU in Fort Worth, Texas (Dec. 7, 2019)</b>
Made 15 field goals	15 - Conswella Sparrow (15-16) vs. South Alabama (Feb. 17, 1998)
Attempted 20 field goals	20 - Daisa Alexander vs. South Carolina in Auburn, Ala. (Feb. 28, 2019)
Attempted 25 field goals	28 - Brandy Montgomery (8-28) at Marquette in Milwaukee, Wis. (Dec. 13, 2015)
<b>Made 5+ three-point field goals</b>	<b>7 - Lauren Hansen vs. Drake in Estero, Fla. (Dec. 1, 2019)</b>
Made 8 three-point field goals	8 - Tiffany Krantz vs. Troy State in Auburn, Ala. (Nov. 21, 1997)
<b>Attempted 10 three-point field goals</b>	<b>14 - Lauren Hansen vs. Drake in Estero, Fla. (Dec. 1, 2019)</b>
Attempted 15 three-point field goals	16 - Brandy Montgomery at Marquette in Milwaukee, Wis. (Dec. 13, 2015)
<b>Made 10 free throws</b>	<b>10 - Unique Thompson (10-15) vs. Dayton in Estero, Fla. (Nov. 30, 2019)</b>
Made 15 free throws	Never
Shot 100% at the free throw line (min. 10 attempts)	11-11 - Janiah McKay vs. Texas A&M in Auburn, Ala. (Jan. 7, 2018)
<b>Had a double-double</b>	<b>Unique Thompson (16 pts/13 reb) vs. Bethune-Cookman in Auburn, Ala. (Dec. 15, 2019)</b>

**SEC PRESEASON POLL (Media Vote)****Order of Finish**

1. South Carolina
2. Texas A&M
3. Mississippi State
4. Kentucky
5. Arkansas
6. Tennessee
7. Auburn
8. LSU
9. Missouri
10. Georgia
11. Alabama
12. Florida
13. Ole Miss
14. Vanderbilt

**Player of the Year**

Chennedy Carter, Texas A&amp;M

**All-SEC First Team**

Chennedy Carter, Texas A&M  
 Chelsea Dungee, Arkansas  
 Rhyme Howard, Kentucky  
 Ayana Mitchell, LSU  
 Tyasha Harris, South Carolina

**All-SEC Second Team**

Unique Thompson, Auburn  
 Mikiah Herbert Harrigan, South Carolina  
 Rennia Davis, Tennessee  
 Ciera Johnson, Texas A&M  
 Mariella Fasoula, Vanderbilt

**SEC PRESEASON POLL (Coaches' Vote)****Order of Finish**

1. Texas A&M
2. South Carolina
3. Mississippi State
4. Kentucky
5. Arkansas
6. LSU
7. Tennessee
8. Auburn
9. Missouri
10. Georgia
11. Alabama
12. Vanderbilt
13. Ole Miss
14. Florida

**Player of the Year**

Chennedy Carter, Texas A&amp;M

**All-SEC First Team**

Chelsea Dungee, Arkansas  
 Rhyme Howard, Kentucky  
 Ayana Mitchell, LSU  
 Jordan Danberry, Mississippi State  
 Amber Smith, Missouri  
 Tyasha Harris, South Carolina  
 Rennia Davis, Tennessee  
 Chennedy Carter, Texas A&M

**All-SEC Second Team**

Cierra Johnson, Alabama  
 Daisa Alexander, Auburn  
 Unique Thompson, Auburn  
 Gabby Connally, Georgia  
 Chloe Bibby, Mississippi State  
 Mikiah Herbert Harrigan, South Carolina  
 Ciera Johnson, Texas A&M  
 Kayla Wells, Texas A&M  
 Mariella Fasoula, Vanderbilt

**Had 2 consecutive double-doubles** ..... Unique Thompson: 31/15 at TCU, 16/13 vs. Bethune-Cookman (Dec. 7-15, 2019)  
**Had 3 consecutive double-doubles**..... Unique Thompson: 15/10 at S. Alabama, 31/15 at TCU, 16/13 vs. BCU (Dec. 4-15, 2019)  
**...Had 11 consecutive double-doubles** ..... Unique Thompson: First vs. BYU; last vs. BCU (March 23-Dec. 15, 2019)  
 ...Had 18 consecutive double-doubles (AU record)..... Lauretta Freeman: First vs. Furman, Last vs. Oral Roberts (Dec. 29, 1992-Feb. 23, 1993)  
 Had a double-double at halftime ..... Unique Thompson (16 pts/10 rebs) at Iowa State in Ames, Iowa (Nov. 13, 2018)  
 Two players had a double-double..... Unique Thompson (14 p/13 r) & Janiah McKay (16 p/10 a) vs. Grambling State (Nov. 6, 2018)  
 Recorded a double-double with points and assists..... Janiah McKay (16 pts/10 assists) vs. Grambling State (Nov. 6, 2018)  
 Scored 20 points & had 20 rebounds ..... Lauretta Freeman (30 pts/21 rebs.) vs. Alabama, (Feb. 17, 1993)  
 Had a triple-double..... Whitney Boddie (24 pts./11 rebs./12 ast.) vs. Sam Houston State (Dec. 5, 2008)  
**Two players scored 20 points** ..... **Daisa Alexander (24), Lauren Hansen (24) vs. Drake in Estero, Fla. (Dec. 1, 2019)**  
 Two players scored 30 points ..... Laticia Morris (33 points) & Tara Williams (30 points) vs. South Alabama (Jan. 14, 1997)  
 Had 2 straight 25-point games ..... Janiah McKay: 27 at South Carolina, 26 vs. Arkansas (Jan. 11-14, 2018)  
 Had 3 straight 25-point games ..... Janiah McKay: 25 pts vs. Texas A&M, 27 pts at South Carolina, 26 pts vs. Arkansas (Jan. 7-14, 2018)  
 Zero players scored in double figures ..... at Georgia in Athens, Ga. (Jan. 28, 2016)  
**Only one player scored in double figures** ..... **Unique Thompson (31) at TCU in Fort Worth, Texas (Dec. 7, 2019)**  
**Five players scored in double figures** ..... **Thompson (16), Howard (12), Alexander (11), Hansen/Benton (10) vs. Bethune-Cookman (Dec. 15, 2019)**  
 Six players scored in double figures..... McKay/Benton (16), Primm (15), Thompson (14), Alexander/Jones (13) vs. Grambling (Nov. 6, 2018)  
 Seven players scored in double figures..... Carrier (19 pts.), Bonner (18 pts.), Smalley (16 pts.), Boddie (13 pts.)  
 ..... R. Hobbs (13 pts.), Hilliard (13 pts.) & S. Hobbs (10 pts.) vs. Sam Houston State (Dec. 5, 2008)  
**Two players had 10 rebounds**..... **Unique Thompson (13) and Kiyae' White (11) vs. Wofford in Auburn, Ala. (Nov. 6, 2019)**  
 Three players had 10 rebounds ..... J. Greenleaf (12 rebs.), D. Bonner (12 rebs.) & .oddie (10 rebs.) vs. Oakland (Nov. 21, 2007)  
 Played every minute ..... Jordan Greenleaf (40 mins.) vs. Florida in Duluth, Ga. [SEC] (Mar. 4, 2010)  
 Played 40 or more minutes in OT game ..... Unique Thompson (43 mins.) vs. Georgia in Auburn, Ala. (Feb. 3, 2019)  
 Attempted a slam dunk..... Hasina Muhammad vs. St. John's in Auburn, Ala. (Dec. 6, 2013)  
 Made a shot from half-court or beyond ..... Brooke Moore (end 2nd quarter) vs. Alabama State in Auburn, Ala. (Dec. 29, 2018)

**Last Time an Auburn Opponent...**

Shot less than 30% in a game (SEC) ..... Alabama - 23.3% (10-of-43) in Auburn, Ala. (Feb. 17, 2019)  
 Shot less than 30% in a game (Non-conf) ..... Alabama State - 29.8% (14-of-47) in Auburn, Ala. (Dec. 29, 2018)  
 Shot 60% in a game ..... Vanderbilt - 61.0% in Nashville, Tenn. (Jan. 17, 2019)  
 Scored 90 points ..... Virginia Tech 92, Auburn 87 [OT] in Auburn, Ala. (Dec. 18, 2016)  
 Scored 100 points ..... Georgia 102, Auburn 72 in Athens, Ga. (Mar. 3, 1984)  
 Scored 100 points at Auburn ..... Tuskegee 105, Auburn 98 (2OT) (Feb. 12, 1979)  
 Scored 100 points and Lost ..... Never  
 Had 25+ rebound margin ..... Never  
 Had a 20+ rebound margin ..... 20 - Alabama (56-36) in Auburn, Ala. (Feb. 20, 2017)  
 Scored less than 10 points in a quarter ..... 8 - Texas A&M (2nd quarter) in Greenville, S.C. (March 8, 2019)  
 Scored less than 10 points in all four quarters ..... Winthrop (9-8-8-8) in Auburn, Ala. (Dec. 16, 2015)  
**Scored 30 or more points in a quarter** ..... **34 - Wofford (4th quarter) in Auburn, Ala. (Nov. 6, 2019)**  
 Scored less than 10 points in a half ..... 8 - Jacksonville (1st half) in Auburn, Ala. (Dec. 28, 2016)  
 Scored less than 20 points in a 1st half ..... 12 - Alabama in Auburn, Ala. (Feb. 17, 2019)  
 Scored less than 20 points in a 2nd half ..... 19 - Florida in Auburn, Ala. (Dec. 31, 2017)  
 Had 50 rebounds ..... 56 - Alabama in Auburn, Ala. (Feb. 20, 2017)  
 Had 25 assists ..... 25 - Florida International in Miami, Fla. (Dec. 19, 1993)  
 Had 25-29 turnovers ..... 26 - Texas A&M [SEC] in Greenville, S.C. (March 8, 2019)  
 Had 30-34 turnovers ..... 30 - XULA in Auburn, Ala. (Dec. 28, 2017)  
 Had 35+ turnovers ..... 35 - ULM in Auburn, Ala. (Nov. 27, 2017)  
 Had 15 steals ..... 15 - East Carolina in Auburn, Ala. (Dec. 5, 2015)  
 Had 10 blocks ..... 11 - at Baylor [NCAA] in Waco, Texas (March 20, 2016)  
 Failed to make a 3-point field goal ..... LSU (0-6) in Baton Rouge, La. (Feb. 1, 2016)  
 Attempted 35 free throws ..... 35 - Florida in Gainesville, Fla. (Feb. 28, 2016)  
 Made 30 free throws ..... 30 - Arkansas (Jan. 22, 1995)  
**Made 10 three-point field goals** ..... **10 - South Alabama in Mobile, Ala. (Dec. 4, 2019)**  
 Made 15 three-point field goals ..... 18 - Missouri in Columbia, Mo. (Jan. 6, 2013)  
 Scored 41-50 points in a game ..... 46 - LSU in Baton Rouge, La. (March 3, 2019)  
 Scored 31-40 points in a game ..... 38 - Alabama in Auburn, Ala. (Feb. 17, 2019)  
 Scored 30 points or less ..... 26 - Georgia in Athens, Ga. (Feb. 22, 2015)  
 Scored 25 points or less ..... 25 - Puerto Rico-Mayaguez (Dec. 17, 2000)

**Last Time an Opposing Player...**

**Scored 30+ points (non-conference)**..... **35 - Ajah Wayne of Old Dominion in Auburn, Ala. (Nov. 14, 2019)**  
 Scored 30+ points (SEC) ..... 41 - Chelsea Dungee of Arkansas in Fayetteville, Ark. (Feb. 10, 2019)  
 Scored 35+ points (all games) ..... **35 - Ajah Wayne of Old Dominion in Auburn, Ala. (Nov. 14, 2019)**  
 Scored 40+ points (all games) ..... 41 - Chelsea Dungee of Arkansas in Fayetteville, Ark. (Feb. 10, 2019)  
 Attempted 25 field goals ..... 27 - Jantel Lavender (9-27) of Ohio State (Nov. 23, 2008)  
 Scored 20 points & had 20 rebounds ..... Young of Baylor in the WNIT Championship Game, (20 pts./25 rebs.) (Apr. 4, 2003)  
**Two players scored 20 points** ..... **Jaycee Bradley (24) and Lauren Heard (21) of TCU in Fort Worth, Texas (Dec. 7, 2019)**  
 Three players scored 20 points ..... by LSU in Baton Rouge, Chatman (22 pts), Johnson (21 pts) & Lowery (20 pts) (Jan. 12, 1991)  
 Five players scored in double figures ..... Lorenzen (10), Needles (11), Lewis (10), Williams (11), Copeland (12) of Florida (Jan. 4, 2015)  
 Six players scored in double figures ..... Williams (10), Lewis (13), Bonds (18), Peoples (10), Miller (12), Svete (12) of Florida (Jan. 26, 2014)  
**Recorded a double-double** ..... **Lauren Heard (21 pts/10 reb) of TCU in Fort Worth, Texas (Dec. 7, 2019)**  
 Recorded a double-double with points and assists ..... Tyasha Harris (12 pts/11 ast) of South Carolina in Columbia, S.C. (Jan. 11, 2018)  
 Recorded a triple-double ..... Ceira Ricketts (14 pts./13 rebs./12 ast.) of Arkansas (Jan. 18, 2009)  
 Two players recorded a double-double ..... C. Green (16 pts/11 reb) & Davis (15 pts/10 reb) of Tennessee in Knoxville, Tenn. (Feb. 14, 2019)  
 Committed 10+ turnovers ..... 10 - Shaquera Wade of Alabama in Greenville, S.C. (March 7, 2019)  
 Had 15-19 rebounds ..... 15 - by N' dea Jones of Texas A&M in Auburn, Ala. (Jan. 24, 2019)  
 Had 20+ rebounds ..... 21 - Ayana Mitchell of LSU in Baton Rouge, La. (March 3, 2019)  
 Had 10 assists ..... 10 - Tyasha Harris of South Carolina in Auburn, Ala. (Feb. 28, 2019)  
 Had 15 assists ..... 16 - Cindy McMahan of Alabama-Huntsville (Nov. 24, 1980)  
 Had 5 blocks ..... 5 - Ashley Knight of Alabama in Tuscaloosa, Ala. (Feb. 18, 2018)  
 Had 10 blocks ..... Never  
 Had 5 steals ..... 6 - Taylor Murray of Kentucky in Auburn, Ala. (Feb. 7, 2019)  
 Made 15 field goals ..... 15 - Charmique Holdscraw (15-21) of Tennessee (Feb. 1, 1998)  
 Made 10 3-point field goals ..... 11 - Morgan Eye (11-18) of Missouri in Columbia, Mo. (Jan. 6, 2013)

**2019-20 Auburn Individual Highs...****First Half**

Points..... 21, Unique Thompson at TCU (12/7/19)  
 Field Goals Made..... 9, Unique Thompson at TCU (12/7/19)  
 Field Goal Attempts..... 11, Unique Thompson at TCU (12/7/19)  
 3-Point Field Goals Made ..... 5, Lauren Hansen vs. Drake (12/1/19)  
 3-Point Field Goal Attempts ..... 8, Lauren Hansen vs. Drake (12/1/19)  
 Free Throws Made ..... 6, Unique Thompson vs. Wofford (11/6/19)  
 Free Throws Attempted ..... 7, Unique Thompson vs. Wofford (11/6/19)  
 Rebounds ..... 11, Unique Thompson at UAB (11/21/19)  
 Assists ..... 4, Daisa Alexander at TCU (12/7/19)  
 Blocked Shots..... 2, Erin Howard at TCU (12/7/19)  
 Steals ..... 3, 2x; last, Unique Thompson vs. Bethune-Cookman (12/15/19)

**Second Half**

Points..... 19, Daisa Alexander vs. Drake (12/1/19)  
 Field Goals Made..... 6, 2x; Daisa Alexander at UAB (11/21/19) and vs. Dayton (11/30/19)  
 Field Goal Attempts..... 12, Daisa Alexander vs. Dayton (11/30/19)  
 3-Point Field Goals Made ..... 4, Erin Howard at South Alabama (12/4/19)  
 3-Point Field Goal Attempts ..... 6, Lauren Hansen vs. Drake (12/1/19)  
 Free Throws Made ..... 8, Daisa Alexander vs. Wofford (11/6/19)  
 Free Throws Attempted ..... 10, Daisa Alexander vs. Wofford (11/6/19)  
 Rebounds ..... 9, 2x; Unique Thompson vs. St. Joseph's (11/24/19) & at TCU (12/7/19)  
 Assists ..... 4, Kiyae' White vs. Wofford (11/6/19)  
 Blocked Shots..... 2, Unique Thompson at UAB (11/21/19)  
 Steals ..... 3, 3x; last, Erin Howard at TCU (12/7/19)

**Game**

Points..... 31, Unique Thompson at TCU (12/7/19)  
 Field Goals Made..... 12, Unique Thompson at TCU (12/7/19)  
 Field Goal Attempts..... 18, Unique Thompson at TCU (12/7/19)  
 3-Point Field Goals Made ..... 7, Lauren Hansen vs. Drake (12/1/19)  
 3-Point Field Goal Attempts ..... 14, Lauren Hansen vs. Drake (12/1/19)  
 Free Throws Made ..... 10, Unique Thompson vs. Dayton (11/30/19)  
 Free Throws Attempted ..... 15, Unique Thompson vs. Dayton (11/30/19)  
 Rebounds ..... 19, Unique Thompson at UAB (11/21/19)  
 Assists ..... 5, Unique Thompson vs. St. Joseph's (11/24/19)  
 Blocked Shots..... 2, 4x; last, Robyn Benton vs. Bethune-Cookman (12/15/19)  
 Steals ..... 4, 7x; last, Unique Thompson vs. Bethune-Cookman (12/15/19)

**2019-20 Auburn Team Highs...****First Half**

Points..... 42 vs. Drake (12/1/19)  
 Field Goals Made..... 16 at UAB (11/21/19)  
 Field Goal Attempts..... 38 at TCU (12/7/19)  
 3-Point Field Goals Made ..... 8 vs. Drake (12/1/19)  
 3-Point Field Goal Attempts ..... 18 vs. Drake (12/1/19)  
 Free Throws Made ..... 12 vs. Old Dominion (11/14/19)  
 Free Throws Attempted ..... 19 vs. Old Dominion (11/14/19)  
 Rebounds ..... 25 vs. Wofford (11/6/19)  
 Assists ..... 10 at South Alabama (12/4/19)  
 Blocked Shots..... 3 at TCU (12/7/19)  
 Steals ..... 9 vs. Wofford (11/6/19)

**Second Half**

Points..... 49 vs. Wofford (11/6/19)  
 Field Goals Made..... 17 vs. Wofford (11/6/19) & at South Alabama (12/4/19)  
 Field Goal Attempts..... 37 vs. Old Dominion (11/14/19)  
 3-Point Field Goals Made ..... 6 at South Alabama (12/4/19)  
 3-Point Field Goal Attempts ..... 12, 3x; last at TCU (12/7/19)  
 Free Throws Made ..... 13 vs. Wofford (11/6/19)  
 Free Throws Attempted ..... 19 vs. Wofford (11/6/19)  
 Rebounds ..... 24 vs. Bethune-Cookman (12/15/19)  
 Assists ..... 10 vs. Wofford (11/6/19)  
 Blocked Shots..... 3 at UAB (11/21/19) & vs. Bethune-Cookman (12/15/19)  
 Steals ..... 7 at UAB (11/21/19) & vs. Drake (12/1/19)

**Game**

Points..... 84 vs. Wofford (11/6/19)  
 Field Goals Made..... 32 at South Alabama (12/4/19)  
 Field Goal Attempts..... 67 at TCU (12/7/19)  
 3-Point Field Goals Made ..... 13 vs. Drake (12/1/19)  
 3-Point Field Goal Attempts ..... 29 vs. Drake (12/1/19)  
 Free Throws Made ..... 20 vs. Wofford (11/6/19)  
 Free Throws Attempted ..... 30 vs. Wofford (11/6/19) & vs. St. Joseph's (11/24/19)  
 Rebounds ..... 47 vs. Wofford (11/6/19)  
 Assists ..... 16 at South Alabama (12/4/19)  
 Blocked Shots..... 4 at UAB (11/21/19) & vs. Bethune-Cookman (12/15/19)  
 Steals ..... 14 vs. Dayton (11/30/19)  
 Turnovers Forced..... 20 vs. Dayton (11/30/19)

**Specialty Statistics (Auburn-Opponent)**

Opponent	Points in the Paint	Points off Turnovers	2nd-Chance Points	Fast-Break Points	Bench Points
Wofford	38-18	12-19	24-10	11-9	10-5
Old Dominion	28-30	14-13	22-11	4-13	15-16
at UAB	34-26	15-23	17-15	0-0	18-9
St. Joseph's	22-36	17-11	17-7	7-8	10-13
vs. Middle Tennessee	26-32	9-19	11-3	4-8	13-6
vs. Dayton	24-32	19-14	11-11	4-2	7-19
vs. Drake	27-44	24-24	7-6	4-6	11-27
at South Alabama	32-30	21-18	8-20	8-6	20-6
at TCU	32-34	9-26	12-14	7-25	10-22
vs. Bethune-Cookman	36-20	8-16	21-7	4-14	28-16

**Lead-Deficit Comparison**

Opponent	Largest Lead	Largest Deficit	Lead Changes	Ties	Result
Wofford	17 (3rd, 5:39)	4 (1st, 9:16)	7	5	W, 84-82
Old Dominion	2 (1st, 7:02)	16 (4th, 3:30)	6	3	L, 77-89
at UAB	5 (3rd, 5:34)	5 (4th, 1:10)	25	12	L, 75-80
St. Joseph's	6 (4th, 5:32)	6 (1st, 1:34)	10	11	W, 66-62
vs. Middle Tennessee	--	26 (4th, 6:37)	0	0	L, 50-73
vs. Dayton	6 (1st, 1:12)	13 (Half)	8	9	W, 76-74 (OT)
vs. Drake	11 (3rd, 1:29)	11 (1st, 2:34)	13	12	L, 82-83
at South Alabama	26 (4th, 3:02)	2 (3rd, 4:46)	4	0	W, 82-62
at TCU	--	25 (4th, 5:41)	0	3	L, 65-80
vs. Bethune-Cookman	19 (4th, 3:46)	5 (2nd, 7:25)	10	5	W, 74-56

**Scoring Breakdown**

(Percentage of total points in parentheses)

Opponent	Front Court	Back Court	Sr.	Jr.	So.	Fr.	Starters	Bench
Wofford	37 (44.0)	47 (56.0)	22	30	17	15	74 (88.1)	10 (10.9)
Old Dominion	26 (33.8)	51 (66.2)	17	15	26	19	62 (80.5)	15 (19.5)
at UAB	38 (50.7)	37 (49.3)	20	24	20	11	57 (76.0)	18 (24.0)
St. Joseph's	32 (48.5)	34 (51.5)	8	17	16	25	56 (84.8)	10 (15.2)
vs. Middle Tennessee	27 (54.0)	23 (46.0)	6	15	23	6	37 (74.0)	13 (26.0)
vs. Dayton	26 (34.2)	50 (65.8)	22	20	24	10	69 (90.8)	7 (9.2)
vs. Drake	20 (24.3)	62 (75.7)	24	12	13	33	71 (86.6)	11 (13.4)
at South Alabama	32 (39.0)	50 (61.0)	14	15	37	16	62 (75.6)	20 (24.4)
at TCU	40 (61.5)	25 (38.5)	6	31	17	11	55 (84.6)	10 (15.4)
vs. Bethune-Cookman	32 (43.2)	42 (56.8)	11	16	26	21	46 (62.2)	28 (37.8)

### Comparison Statistics (Auburn/Opponent)

Opponent	1st	2nd	Score	Mar	Total FG	FG Pct	3-Pointers	3FG Pct	Free Throws	FT Pct	Reb.	Mar	Assist	TO	Bk	Stl	Fouls
Wofford	35/24	49/58	84-82	+2	30-65/26-64	.462/.406	4-16/13-30	.250/.433	20-30/17-20	.667/.850	47/34	+13	15/13	14/15	2/3	12/6	19/26
Old Dominion	39/41	38/48	77-89	(12)	26-60/32-54	.433/.593	8-19/14-28	.421/.500	17-28/11-18	.607/.611	34/28	+6	9/16	14/15	2/3	9/7	19/21
UAB	40/41	35/39	75-80	(5)	30-60/26-53	.500/.491	3-15/10-23	.200/.435	12-17/18-21	.706/.857	37/27	+10	11/15	20/17	4/3	11/8	20/12
St. Joseph's	32/29	34/33	66-62	+4	21-58/24-54	.362/.444	5-14/4-15	.357/.267	19-30/10-15	.633/.667	40/34	+6	14/15	10/14	1/5	8/5	14/20
Middle Tenn.	19/40	31/33	50-73	(23)	18-53/26-60	.340/.433	4-20/10-29	.200/.345	10-18/11-21	.556/.524	29/36	(7)	8/12	23/16	1/3	8/12	22/14
Dayton	24/37	39/26	76-74	+2	26-64/28-63	.406/.444	6-23/9-25	.261/.360	18-26/9-14	.692/.643	33/35	(2)	6/15	13/20	2/2	14/5	22/20
Drake	42/44	40/39	82-83	(1)	28-62/32-61	.452/.525	13-29/7-25	.448/.280	13-16/12-13	.813/.923	29/24	+5	15/20	20/19	2/0	11/10	14/15
South Alabama	37/32	45/30	82-62	+20	32-60/25-59	.533/.424	12-24/10-31	.500/.323	6-12/2-4	.500/.500	36/30	+6	16/12	13/15	3/0	7/4	13/7
TCU	31/44	34/36	65-80	(15)	24-67/25-67	.358/.373	3-25/7-26	.120/.269	14-19/23-33	.737/.697	42/49	(7)	14/18	19/16	3/4	11/9	25/16
Beth.-Cookman	36/31	38/25	74-56	+18	30-59/19-56	.508/.339	8-25/5-24	.320/.208	6-7/13-24	.857/.542	43/26	+17	14/7	19/11	4/0	6/9	22/8

### Game-by-Game Leaders

	Points	Rebounds	Assists	Steals	Blocked Shots
Wofford	25-Unique Thompson	13-Unique Thompson	4-White/Hughes	3-Annie Hughes	1-Moore/Howard
Old Dominion	17-Daisa Alexander	10-Unique Thompson	2-(three playes)	4-Daisa Alexander	1-Jackson/Howard
at UAB	24-Unique Thompson	19-Unique Thompson	3-Hughes/Howard	4-Daisa Alexander	2-Unique Thompson
St. Joseph's	18-Lauren Hansen	12-Unique Thompson	5-Unique Thompson	4-Lauren Hansen	1-Kiyae' White
Middle Tennessee	15-Unique Thompson	10-Unique Thompson	3-Sania Wells	3-Alexander/Howard	1-Erin Howard
Dayton	22-Daisa Alexander	11-Unique Thompson	3-Daisa Alexander	4-Brooke Moore	1-White/Thompson
Drake	24-Alexander/Hansen	11-Unique Thompson	4-Alexander/Hansen	4-Unique Thompson	2-Erin Howard
at South Alabama	20-Brooke Moore	10-Unique Thompson	4-Lauren Hansen	4-Erin Howard	1-(three players)
at TCU	31-Unique Thompson	15-Unique Thompson	4-Alexander/Rob.-Nwagwu	3-White/Howard	2-Erin Howard
Bethune-Cookman	16-Unique Thompson	13-Unique Thompson	3-Hansen/Rob.-Nwagwu	4-Unique Thompson	2-Robyn Benton

### 2019-20 Starting Lineups

	Point Guard (1)	Wing (2)	Wing (3)	Wing (4)	Post (5)
Wofford	Daisa Alexander	Brooke Moore	Annie Hughes	Kiyae' White	Unique Thompson
Old Dominion	Daisa Alexander	Brooke Moore	Annie Hughes	Kiyae' White	Unique Thompson
at UAB	Lauren Hansen	Brooke Moore	Daisa Alexander	Annie Hughes	Unique Thompson
St. Joseph's	Lauren Hansen	Brooke Moore	Daisa Alexander	Kiyae' White	Unique Thompson
Middle Tennessee	Lauren Hansen	Brooke Moore	Daisa Alexander	Kiyae' White	Unique Thompson
Dayton	Lauren Hansen	Brooke Moore	Daisa Alexander	Kiyae' White	Unique Thompson
Drake	Lauren Hansen	Brooke Moore	Daisa Alexander	Kiyae' White	Unique Thompson
at South Alabama	Lauren Hansen	Brooke Moore	Daisa Alexander	Kiyae' White	Unique Thompson
at TCU	Lauren Hansen	Brooke Moore	Daisa Alexander	Kiyae' White	Unique Thompson
vs. Bethune-Cookman	Lauren Hansen	Annie Hughes	Daisa Alexander	Kiyae' White	Unique Thompson

### Record by Starting Lineup

Alexander, Moore, Hughes, White, Thompson	1-1 (.500)
Hansen, Moore, Alexander, Hughes, Thompson	0-1 (.000)
Hansen, Moore, Alexander, White, Thompson	3-3 (.500)
Hansen, Hughes, Alexander, White, Thompson	1-0 (1.000)



# Terri

# WILLIAMS-FOURNOY

Head Coach

Seventh Season at Auburn • 15th as a Head Coach • 27th Season in coaching

Hampton, Va. • Penn State, 1991

- Has taken her teams to postseason appearances in nine of the last 11 years, including six NCAA Tournament appearances
- Led Auburn to 19 or more wins in four of her first seven years
- Has had six players selected to All-SEC teams
- Auburn has forced an average of 20.0+ turnovers per game under Coach Flo
- Led Auburn to the postseason in five of seven seasons, advancing to WNIT Quarterfinals in 2013 and Third Round in 2014, along with NCAA Tournament in 2016, 2017 and 2019
- Won her 100th game at Auburn on Feb. 8, 2018, defeating LSU 70-62
- Picked up her 200th career head coaching victory Dec. 5, 2015 at home vs. East Carolina
- Won 250th career game at Xavier (La.) on Nov. 28, 2018
- Recorded her 400th career win as a collegiate coach in Auburn's 68-58 win over Hofstra on Dec. 9, 2012
- Won her 500th game as a collegiate coach with victory over Louisiana-Lafayette on Nov. 25, 2018
- Picked up first SEC win in 50-47 win over #23 Arkansas in 2013
- Earned second win over ranked opponent at Auburn and snapped 21-game skid to #16 Vanderbilt with 68-62 win in Nashville on Feb. 13, 2014
- Picked up first top-10 win with a 66-61 victory over #7 Kentucky on Jan. 3, 2016
- Has 271 wins as a head coach and 251 as an assistant for a .617 winning percentage over 28 years as a collegiate coach
- Has been part of six conference championships and 21 post-season appearances as an assistant and head coach
- 2010 Black Coaches Association Coach of the Year
- Served as an assistant coach for Team USA that won a gold medal at the 2011 World University Games in Shenzhen, China
- Coached teams to 15 NCAA Tournament appearances, nine as an assistant and six as a head coach
- Has coached 24 players that have gone on to the professional ranks, including seven in the WNBA
- As an assistant, helped coach Georgia to an NCAA Final Four appearance and two NCAA Elite Eight appearances
- Coached three Georgetown players to three all-conference honors and one All-America award
- Has a 610-360 record in 31 seasons as a head coach, assistant coach and player
- Helped coach Georgetown to a Big East title in 1992
- As an assistant coach at Southwest Missouri State, helped the team to two straight NCAA Tournaments and two consecutive Missouri Valley Conference Tournament titles

All-time record as player and coach:	611-361 (.629)	32 seasons
Record as collegiate player:	88-36 (.709)	4 seasons
Record as collegiate coach:	523-325 (.617)	28 seasons
Record as collegiate assistant coach:	251-117 (.683)	12 seasons
Record as collegiate head coach:	272-210 (.565)	16 seasons
Record as Auburn head coach:	129-106 (.549)	8 seasons

## Williams-Flournoy Year-by-Year

### Penn State, Player (1987-91)

Year	Record	Conf.	Other Information
1987-88	20-13	11-7	NCAA Second Round
1988-89	14-14	12-6	
1989-90	25-7	15-3	NCAA Second Round
1990-91	29-2	17-1	NCAA Second Round

### Georgetown, Assistant Coach (1992-96)

Year	Record	Conf.	Other Information
1992-93	23-7	15-3	Big East Champions NCAA Sweet 16
1993-94	12-15	6-12	
1994-95	11-17	6-12	
1995-96	12-15	7-11	

### Georgia, Assistant Coach (1996-2002)

Year	Record	Conf.	Other Information
1996-97	25-6	11-1	SEC Champions NCAA Elite Eight
1997-98	17-11	8-6	NCAA First Round
1998-99	27-7	9-5	NCAA Final Four
1999-2000	32-4	13-1	SEC Champions NCAA Elite Eight
2000-01	27-6	11-3	SEC Tournament Champions NCAA Second Round
2001-02	19-11	6-8	NCAA First Round

### Southwest Missouri State, Assistant Coach (2002-04)

Year	Record	Conf.	Other Information
2002-03	18-13	11-7	MVC Tournament Champions NCAA First Round
2003-04	28-4	16-2	Missouri Valley Champions MVC Tournament Champions NCAA First Round

### Georgetown, Head Coach (2004-12)

Year	Record	Conf.	Other Information
2004-05	12-16	7-9	
2005-06	10-17	3-13	
2006-07	13-16	3-13	
2007-08	15-14	5-11	
2008-09	20-14	7-9	
2009-10	26-7	13-3	WNIT Quarterfinals NCAA Second Round
2010-11	24-11	9-7	NCAA Sweet 16
2011-12	23-9	11-5	NCAA Second Round

### Auburn, Head Coach (2012-present)

Year	Record	Conf.	Other Information
2012-13	19-15	5-11	WNIT Quarterfinals
2013-14	19-15	7-9	WNIT Third Round
2014-15	13-18	3-13	
2015-16	20-13	8-8	NCAA Second Round
2016-17	17-15	7-9	NCAA First Round
2017-18	14-15	5-11	
2018-19	22-10	9-7	NCAA First Round
2019-20	5-5		



# Daisa ALEXANDER

# #0

Senior • Guard • 5-8

Decatur, Ga.

**\*\*2018 SEC All-Defensive Team\*\***

Southwest DeKalb HS

**Named to 2019-20 Preseason All-SEC Second Team (coaches)**

- 5th in SEC in scoring (16.6 ppg); has four games with 20+ points this year
- Opened season with 22-point, 6-rebound performance in win over Wofford (11/6)
- Auburn's leading returning scorer, averaged 12.6 points/game in 2018-19
- Scored in double-digits in 14 of 16 SEC games; led Auburn in 8 SEC games in 18-19; averaged 14.9 points in SEC play; 16.9 points in SEC road games
- Hit game-winning jumper + free throw with 17 seconds left in 79-76 win at New Mexico (11/11)
- Top 2 in steals in SEC last two years; led league with 2.8/game in '18; 2nd in SEC with 2.3/game in '19
- Scored career-high 25 points on 9-14 shooting at Indiana while playing just 20 minutes off the bench (12/3); 12 points in 4th quarter

**SEASON HIGHS**

Points	24 vs. Drake	12/1/19
Rebounds	6 vs. Wofford	11/6/19
Assists	4 vs. Drake	12/1/19
Blocks		
Steals	4 2x; last at UAB	11/21/19
Field Goals	9 2x; last vs. Dayton	11/30/19
Field Goal Attempts	17 2x; last vs. Drake	12/1/19
3-Point Field Goals	4 vs. Drake	12/1/19
3-Point FG Attempts	9 vs. Drake	12/1/19
Free Throws	9 vs. Wofford	11/6/19
Free Throw Attempts	14 vs. Wofford	11/6/19

Opponent	Start	Min.	FG-A	3PT-A	FT-A	O-D-T	PF	Ast.	TO	Blk.	St.	Pts.
WOFFORD	*	33	6-12	1-3	9-14	1-5-6	3	2	3	0	2	22
OLD DOMINION	*	29	5-16	2-5	5-6	1-3-4	4	2	3	0	4	17
at UAB	*	30	9-14	2-3	0-1	0-2-2	4	1	2	0	4	20
ST. JOSEPH'S	*	33	3-13	0-1	2-4	0-2-2	2	3	0	0	2	8
vs Middle Tennessee	*	24	2-6	0-0	2-2	1-1-2	2	0	2	0	3	6
vs. Dayton	*	33	9-17	1-5	3-3	1-2-3	4	3	2	0	3	22
vs. Drake	*	31	7-17	4-9	6-6	1-2-3	1	4	3	0	3	24
at South Alabama	*	26	6-10	2-4	0-0	2-2-4	2	1	0	0	0	14
at TCU	*	21	3-11	0-5	0-0	0-2-2	5	4	1	0	2	6
BETHUNE-COOKMAN	*	28	5-10	1-5	0-0	0-4-4	3	2	2	0	1	11
JACKSONVILLE ST.												
at Vanderbilt												
ARKANSAS												
FLORIDA												
ALABAMA												
at Georgia												
OLE MISS												
at Kentucky												
at Mississippi State												
VANDERBILT												
at Alabama												
at South Carolina												
LSU												
MISSISSIPPI STATE												
at Texas A&M												
at Missouri												
TENNESSEE												

**CAREER HIGHS**

Points	25 at Indiana	12/3/17
Rebounds	8 vs. Grambling	11/6/18
Assists	8 vs. UL-Lafayette	11/25/18
Blocks	2 at Kentucky	2/1/18
Steals	7 at LSU	1/18/18
Field Goals	9 7x; last vs. Dayton	11/30/19
Field Goal Attempts	23 at Tennessee	1/4/18
3-Point Field Goals	4 4x; last vs. Drake	12/1/19
3-Point FG Attempts	11 vs. BYU	3/23/19
Free Throws	9 vs. Wofford	11/6/19
Free Throw Attempts	9 vs. Wofford	11/6/19

**ALEXANDER'S CAREER STATISTICS**

Season	gp-gs	min/avg	Total		3-Point		F-Throws		Rebounds				Scoring							
			fg-fga	pct	fg-fga	pct	ft-fta	pct	off	def	tot	avg	pf	fo	ast	to	blk	stl	pts	avg
2016-17	20-0	113/5.7	9-37	.243	1-10	.100	7-10	.700	9	8	17	0.9	18	0	1	10	0	9	26	1.3
2017-18	29-12	746/25.7	157-403	.390	41-122	.336	57-77	.740	17	59	76	2.6	73	0	39	79	3	80	412	14.2
2018-19	32-32	892/27.9	148-380	.389	60-166	.361	48-70	.686	22	79	101	3.2	73	2	56	57	3	74	404	12.6
2019-20	10-10	285/28.5	55-126	.437	13-40	.325	27-36	.750	7	25	32	3.2	30	1	22	18	0	24	150	15.0
<b>TOTAL</b>	<b>91-54</b>	<b>2036/22.4</b>	<b>369-946</b>	<b>.390</b>	<b>115-338</b>	<b>.340</b>	<b>139-193</b>	<b>.720</b>	<b>55</b>	<b>171</b>	<b>226</b>	<b>2.5</b>	<b>194</b>	<b>3</b>	<b>118</b>	<b>164</b>	<b>6</b>	<b>187</b>	<b>992</b>	<b>10.9</b>





# Robyn BENTON

# #1

Sophomore • Guard • 5-9

Conyers, Ga.

**\*2019 SEC All-Freshman Team\***

Greater Atlanta Christian HS

**• 2019 SEC All-Freshman Team**

- Scored 10 points in season debut vs. Bethune-Cookman (12/15); missed first 9 games with injury
- Averaged 6.1 points/game in '18-19, top 5 among SEC freshmen
- Auburn's top returning 3-point shooter by percentage at 37.2% (35-94)
- Made game-winning shot + free throw with 8.6 seconds left to finish off 20-point comeback win at Vanderbilt (1/17); named SEC Freshman/Week
- Hit 5-of-5 3-point attempts and scored 15 points in win at Elon (12/22)
- Shared team lead with 16 points and hit three 3-pointers in collegiate debut vs. Grambling (11/6)
- Sister of former Tennessee football player Inky Johnson

**SEASON HIGHS**

Points		
10	vs. Bethune-Cookman	12/15/19
Rebounds		
1	vs. Bethune-Cookman	12/15/19
Assists		
1	vs. Bethune-Cookman	12/15/19
Blocks		
2	vs. Bethune-Cookman	12/15/19
Steals		
1	vs. Bethune-Cookman	12/15/19
Field Goals		
4	vs. Bethune-Cookman	12/15/19
Field Goal Attempts		
7	vs. Bethune-Cookman	12/15/19
3-Point Field Goals		
2	vs. Bethune-Cookman	12/15/19
3-Point FG Attempts		
4	vs. Bethune-Cookman	12/15/19
Free Throws		
Free Throw Attempts		

Opponent	Start	Min.	FG-A	3PT-A	FT-A	O-D-T	PF	Ast.	TO	Blk.	St.	Pts.
WOFFORD						--DNP--						
OLD DOMINION						--DNP--						
at UAB						--DNP--						
ST. JOSEPH'S						--DNP--						
vs Middle Tennessee						--DNP--						
vs. Dayton						--DNP--						
vs. Drake						--DNP--						
at South Alabama						--DNP--						
at TCU						--DNP--						
BETHUNE-COOKMAN	15		4-7	2-4	0-0	1-0-1	1	1	0	2	1	10
JACKSONVILLE ST.												
at Vanderbilt												
ARKANSAS												
FLORIDA												
ALABAMA												
at Georgia												
OLE MISS												
at Kentucky												
at Mississippi State												
VANDERBILT												
at Alabama												
at South Carolina												
LSU												
MISSISSIPPI STATE												
at Texas A&M												
at Missouri												
TENNESSEE												

**CAREER HIGHS**

Points		
16	vs. Grambling	11/6/18
Rebounds		
5	at XULA	11/28/18
Assists		
3	2x; last at XULA	11/28/18
Blocks		
2	vs. Bethune-Cookman	12/15/19
Steals		
4	vs. Texas A&M [SEC]	3/8/19
Field Goals		
6	vs. Grambling	11/6/18
Field Goal Attempts		
12	vs. Grambling	11/6/18
3-Point Field Goals		
5	at Elon	12/22/18
3-Point FG Attempts		
8	vs. Grambling	11/6/18
Free Throws		
6	vs. Alabama	2/17/19
Free Throw Attempts		
6	vs. Alabama	2/17/19

**BENTON'S CAREER STATISTICS**

Season	gp-gs	min/avg	Total		3-Point		F-Throws		Rebounds				Scoring							
			fg-fga	pct	fg-fga	pct	ft-fta	pct	off	def	tot	avg	pf	fo	ast	to	blk	stl	pts	avg
2018-19	32-0	457/14.3	64-167	.383	35-94	.372	24-34	.706	16	26	42	1.3	41	0	18	15	3	34	187	5.8
2019-20	1-0	15/15.0	4-7	.571	2-4	.500	0-0	.000	1	0	1	1.0	1	0	1	0	2	1	10	10.0
TOTAL	33-0	472/14.3	68-174	.391	37-98	.378	24-34	.706	17	26	43	1.3	42	0	19	15	5	35	197	6.0



# Sania WELLS

# #2

Freshman • Guard • 5-7

Moss Point, Miss.

East Central HS

- Made collegiate debut at UAB; scored 4 points while playing 17 minutes
- Missed first two games with injury
- Ranked as No. 27 point guard nationally by ESPN HoopGurlz
- USA Today All-Mississippi team
- Averaged 27 points, 5 rebounds, 4 steals as a HS senior

**SEASON/CAREER HIGHS**

Points	4	at UAB	11/21/19
Rebounds	3	vs. St. Joseph's	11/24/19
Assists	3	vs. Middle Tenn.	11/29/19
Blocks			
Steals	1	vs. Dayton	11/30/19
Field Goals	1	2x; last vs. Middle Tenn.	11/29/19
Field Goal Attempts	4	at UAB	11/21/19
3-Point Field Goals			
3-Point FG Attempts			
Free Throws	2	2x; last vs. Drake	12/1/19
Free Throw Attempts	2	3x; last vs. Drake	12/1/19

Opponent	Start	Min.	FG-A	3PT-A	FT-A	O-D-T	PF	Ast.	TO	Blk.	St.	Pts.
WOFFORD						--DNP--						
OLD DOMINION						--DNP--						
at UAB		17	1-4	0-1	2-2	0-0-0	2	0	2	0	0	4
ST. JOSEPH'S		5	0-2	0-0	0-0	0-3-3	1	0	1	0	0	0
vs Middle Tennessee		13	1-1	0-0	1-2	0-1-1	2	3	1	0	0	3
vs. Dayton		4	0-0	0-0	0-0	0-0-0	1	0	0	0	1	0
vs. Drake		4	0-0	0-0	2-2	0-0-0	0	1	0	0	0	2
at South Alabama		3	0-1	0-0	0-0	0-1-1	0	2	0	0	0	0
at TCU		1	0-0	0-0	0-0	0-0-0	0	0	0	0	0	0
BETHUNE-COOKMAN		6	0-1	0-1	0-0	0-0-0	0	0	1	0	0	0
JACKSONVILLE ST.												
at Vanderbilt												
ARKANSAS												
FLORIDA												
ALABAMA												
at Georgia												
OLE MISS												
at Kentucky												
at Mississippi State												
VANDERBILT												
at Alabama												
at South Carolina												
LSU												
MISSISSIPPI STATE												
at Texas A&M												
at Missouri												
TENNESSEE												

**WELLS' CAREER STATISTICS**

Season	gp-gs	min/avg	Total		3-Point		F-Throws		Rebounds				Scoring							
			fg-fga	pct	fg-fga	pct	ft-fta	pct	off	def	tot	avg	pf	fo	ast	to	blk	stl	pts	avg
2019-20	8-0	53/6.6	2-9	.222	0-2	.000	5-6	.833	0	5	5	0.6	6	0	6	5	0	1	9	1.1
TOTAL	8-0	53/6.6	2-9	.222	0-2	.000	5-6	.833	0	5	5	0.6	6	0	6	5	0	1	9	1.1



# Annie HUGHES

# #3

Freshman • Guard • 5-9

Dutton, Ala.

Pisgah HS

- Scored 10 points and led Auburn with 4 assists & 3 steals in collegiate debut vs. Wofford (11/6)
- Was the third true freshman to start her first game under Williams-Flournoy (Unique Thompson in 2017, Katie Frerking in 2013)
- 2019 Alabama Miss Basketball, first to attend Auburn since Whitney Boddie in 2005
- Led Pisgah HS to 65-2 record and back-to-back 3A state titles in 2018 and 2019
- Averaged 21.4 points, 7.0 rebounds, 4.2 assists and 3.5 steals as a high school senior
- All-state first team in 2018 and 2019
- Also helped Pisgah HS to 2019 state softball championship

**SEASON/CAREER HIGHS**

Points	12	vs. Old Dominion	11/14/19
Rebounds	7	vs. Bethune-Cookman	12/15/19
Assists	4	vs. Wofford	11/6/19
Blocks			
Steals	3	vs. Wofford	11/6/19
Field Goals	5	vs. Old Dominion	11/14/19
Field Goal Attempts	7	vs. Old Dominion	11/14/19
3-Point Field Goals	1	4x; last vs. Drake	12/1/19
3-Point FG Attempts	3	vs. Bethune-Cookman	12/15/19
Free Throws	2	vs. Middle Tenn.	11/29/19
Free Throw Attempts	4	vs. Middle Tenn.	11/29/19

Opponent	Start	Min.	FG-A	3PT-A	FT-A	O-D-T	PF	Ast.	TO	Blk.	St.	Pts.
WOFFORD	*	30	4-5	1-1	1-1	2-0-2	3	4	0	0	3	10
OLD DOMINION	*	35	5-7	1-1	1-2	3-1-4	1	1	0	0	2	12
at UAB	*	29	1-4	0-1	0-0	0-1-1	3	3	0	0	1	2
ST. JOSEPH'S		18	2-4	1-2	0-0	1-3-4	1	0	0	0	0	5
vs Middle Tennessee		20	0-4	0-2	2-4	0-3-3	2	0	1	0	0	2
vs. Dayton		18	1-3	0-2	0-0	0-0-0	2	0	0	0	0	2
vs. Drake		11	2-3	1-1	0-0	0-0-0	0	0	3	0	0	5
at South Alabama		16	2-3	0-0	0-0	1-0-1	0	0	0	0	1	4
at TCU		22	0-4	0-2	0-0	2-0-2	1	2	1	0	0	0
BETHUNE-COOKMAN	*	31	2-5	1-3	0-0	4-3-7	2	2	2	0	0	5
JACKSONVILLE ST.												
at Vanderbilt												
ARKANSAS												
FLORIDA												
ALABAMA												
at Georgia												
OLE MISS												
at Kentucky												
at Mississippi State												
VANDERBILT												
at Alabama												
at South Carolina												
LSU												
MISSISSIPPI STATE												
at Texas A&M												
at Missouri												
TENNESSEE												

**HUGHES' CAREER STATISTICS**

Season	gp-gs	min/avg	Total		3-Point		F-Throws		Rebounds				Scoring							
			fg-fga	pct	fg-fga	pct	ft-fta	pct	off	def	tot	avg	pf	fo	ast	to	blk	stl	pts	avg
2019-20	10-4	232/23.2	19-42	.452	5-15	.333	4-7	.571	13	11	24	2.4	15	0	12	7	0	7	47	4.7
TOTAL	10-4	232/23.2	19-42	.452	5-15	.333	4-7	.571	13	11	24	2.4	15	0	12	7	0	7	47	4.7



# Brooke MOORE

# #5

Sophomore • Guard • 5-7

Atlanta, Ga.

Henry County HS

- Season-high 20 points on 7-12 FT (4-6 3FG) at South Alabama (12/4)
- Scored 15 points while playing career-high 35 minutes in first career start vs. Wofford (11/6); matched 15-point effort vs. ODU (11/14)
- Started career 21-for-21 at the free-throw line; is 15-19 this season
- Played in 25 games as a freshman; averaged 5.2 points in 12.0 minutes/game
- Led Auburn with career-high 23 points, hit five 3-pointers in win over Alabama State (12/29); also made half-court shot at halftime; named SEC Freshman of the Week
- Scored 14 points and hit 4 3-pointers in win at Elon (12/22); helped set single-game 3-point record for 2nd time in less than a month
- Five-star prospect, No. 42 overall prospect and No. 11 guard by ESPN HoopGurlz
- Georgia Class AAAA Player of the Year as a senior; 3-time AJC Player of the Year

### SEASON HIGHS

Points	20	at South Alabama	12/4/19
Rebounds	4	vs. St. Joseph's	11/24/19
Assists	3	at South Alabama	12/4/19
Blocks	1	vs. Wofford	11/6/19
Steals	4	vs. Dayton	11/30/19
Field Goals	7	2x; last at South Alabama	12/4/19
Field Goal Attempts	17	vs. Dayton	11/30/19
3-Point Field Goals	4	at South Alabama	12/4/19
3-Point FG Attempts	10	vs. Middle Tenn.	11/29/19
Free Throws	7	vs. Old Dominion	11/14/19
Free Throw Attempts	7	vs. Old Dominion	11/14/19

Opponent	Start	Min.	FG-A	3PT-A	FT-A	O-D-T	PF	Ast.	TO	Blk.	St.	Pts.
WOFFORD	*	35	6-16	1-7	2-2	1-1-2	1	1	1	1	2	15
OLD DOMINION	*	24	3-9	2-6	7-7	1-0-1	0	2	2	0	2	15
at UAB	*	23	3-8	0-4	2-2	0-1-1	2	1	1	0	1	8
ST. JOSEPH'S	*	19	0-8	0-4	1-4	2-2-4	2	2	1	0	0	1
vs Middle Tennessee	*	30	4-11	3-10	0-0	0-2-2	2	1	5	0	0	11
vs. Dayton	*	39	7-17	3-8	1-2	0-0-0	3	0	4	0	4	18
vs. Drake	*	25	2-10	1-4	0-0	3-0-3	2	2	5	0	1	5
at South Alabama	*	30	7-12	4-6	2-2	0-1-1	2	3	2	0	1	20
at TCU	*	27	3-12	1-6	1-1	2-0-2	4	0	2	0	0	8
BETHUNE-COOKMAN												--DNP--
JACKSONVILLE ST.												
at Vanderbilt												
ARKANSAS												
FLORIDA												
ALABAMA												
at Georgia												
OLE MISS												
at Kentucky												
at Mississippi State												
VANDERBILT												
at Alabama												
at South Carolina												
LSU												
MISSISSIPPI STATE												
at Texas A&M												
at Missouri												
TENNESSEE												

### CAREER HIGHS

Points	23	vs. Alabama State	12/29/18
Rebounds	4	2x; last vs. St. Joseph's	11/24/19
Assists	3	3x; last at South Alabama	12/4/19
Blocks	1	vs. Mississippi State	1/14/19
Steals	4	vs. Dayton	11/30/19
Field Goals	7	vs. Dayton	11/30/19
Field Goal Attempts	17	vs. Dayton	11/30/19
3-Point Field Goals	5	vs. Alabama State	12/29/18
3-Point FG Attempts	13	vs. Alabama State	12/29/18
Free Throws	7	vs. Old Dominion	11/14/19
Free Throw Attempts	7	vs. Old Dominion	11/14/19

### MOORE'S CAREER STATISTICS

Season	gp-gs	min/avg	Total		3-Point		F-Throws		Rebounds				Scoring							
			fg-fga	pct	fg-fga	pct	ft-fta	pct	off	def	tot	avg	pf	fo	ast	to	blk	stl	pts	avg
2018-19	25-0	299/12.0	45-147	.306	31-105	.295	10-10	1.000	7	19	26	1.0	15	0	10	19	1	11	131	5.2
2019-20	9-9	253/28.1	35-103	.340	15-55	.273	16-20	.800	9	7	16	1.8	18	0	12	23	1	11	101	11.2
TOTAL	34-9	552/16.2	80-250	.320	46-160	.288	26-30	.867	16	26	42	1.2	33	0	22	42	2	22	232	6.8



# Kiyae'

# WHITE

# #10

Redshirt Sophomore • Forward • 6-2

Macungie, Pa.

Emmaus HS

- Career-high 12 points, including 6-8 on FTs, in win over St. Joseph's (11/24)
- Made first career start vs. Wofford (11/6); pulled down career-high 11 rebounds in just 17 minutes
- Played in 29 games as a redshirt freshman; averaging 6.9 minutes/game
- Made first collegiate appearance vs. Grambling (11/6/18); had 3 points, 4 rebounds in 12 minutes of action
- Redshirted 2017-18 season due to injury
- Ranked as No. 20 forward nationally out of high school
- Three brothers all played football at West Virginia; brother, Kevin White, plays for Chicago Bears

**SEASON HIGHS**

Points	12	vs. St. Joseph's	11/24/19
Rebounds	11	vs. Wofford	11/6/19
Assists	4	vs. Wofford	11/6/19
Blocks	1	4x; last at South Alabama	12/4/19
Steals	3	at TCU	12/7/19
Field Goals	3	vs. St. Joseph's	11/24/19
Field Goal Attempts	7	vs. Middle Tenn.	11/29/19
3-Point Field Goals			
3-Point FG Attempts			
Free Throws	6	vs. St. Joseph's	11/24/19
Free Throw Attempts	6	vs. St. Joseph's	11/24/19

Opponent	Start	Min.	FG-A	3PT-A	FT-A	O-D-T	PF	Ast.	TO	Blk.	St.	Pts.
WOFFORD	*	17	1-4	0-0	0-2	2-9-11	1	4	2	0	1	2
OLD DOMINION	*	20	2-4	0-0	1-3	1-3-4	3	0	0	0	0	5
at UAB		10	1-1	0-0	1-2	3-1-4	2	0	3	1	0	3
ST. JOSEPH'S	*	26	3-4	0-0	6-8	0-3-3	2	1	0	1	1	12
vs Middle Tennessee	*	23	2-7	0-0	1-2	1-1-2	2	0	1	0	0	5
vs. Dayton	*	19	0-3	0-0	1-2	2-5-7	2	0	0	1	1	1
vs. Drake	*	16	2-2	0-0	2-2	1-2-3	3	0	1	0	0	6
at South Alabama	*	19	1-3	0-0	1-2	3-5-8	2	1	1	1	1	3
at TCU	*	12	1-3	0-0	0-2	1-3-4	4	0	0	0	3	2
BETHUNE-COOKMAN	*	14	1-1	0-0	2-2	1-5-6	3	0	4	1	0	4
JACKSONVILLE ST.												
at Vanderbilt												
ARKANSAS												
FLORIDA												
ALABAMA												
at Georgia												
OLE MISS												
at Kentucky												
at Mississippi State												
VANDERBILT												
at Alabama												
at South Carolina												
LSU												
MISSISSIPPI STATE												
at Texas A&M												
at Missouri												
TENNESSEE												

**CAREER HIGHS**

Points	12	vs. St. Joseph's	11/24/19
Rebounds	11	vs. Wofford	11/6/19
Assists	4	vs. Wofford	11/6/19
Blocks	1	5x; last at South Alabama	12/4/19
Steals	3	at TCU	12/7/19
Field Goals	3	vs. St. Joseph's	11/24/19
Field Goal Attempts	7	vs. Middle Tenn.	11/29/19
3-Point Field Goals			
3-Point FG Attempts			
Free Throws	6	vs. St. Joseph's	11/24/19
Free Throw Attempts	8	vs. St. Joseph's	11/24/19

**WHITE'S CAREER STATISTICS**

Season	gp-gs	min/avg	Total		3-Point		F-Throws		Rebounds				Scoring							
			fg-fga	pct	fg-fga	pct	ft-fa	pct	off	def	tot	avg	pf	fo	ast	to	blk	stl	pts	avg
2018-19	29-0	199/6.9	15-39	.385	0-0	.000	8-14	.571	23	28	51	1.8	27	0	9	10	1	2	38	1.3
2019-20	10-9	176/17.6	14-32	.438	0-0	.000	15-27	.556	15	37	52	5.2	24	0	6	12	5	7	43	4.3
TOTAL	39-9	375/9.6	29-71	.408	0-0	.000	23-41	.561	38	65	103	2.6	51	0	15	22	6	9	81	2.1



# Lauren HANSEN

# #13

Freshman • Guard • 5-8

Setauket, N.Y.

Ward Melville HS

- Career-high 24 points, 7-14 3FG vs. Drake (12/1); most 3-pointers by Auburn player since 1/1/2017 (Brandy Montgomery vs. Florida)
- Scored 18 points in second collegiate start vs. St. Joseph's; was 4-6 on 3FG and led team with 4 steals
- Made collegiate debut vs. Old Dominion (11/14); scored 7 points and added one assist and one steal
- Missed season's first game vs. Wofford with injury
- Ranked as No. 71 prospect nationally and No. 20 guard by ESPN
- USA Today First-Team All-State in New York as a senior
- All-conference and all-state selection at Ward Melville HS

**SEASON/CAREER HIGHS**

Points	24	vs. Drake	12/1/19
Rebounds	6	vs. Dayton	11/30/19
Assists	4	2x; last at South Alabama	12/4/19
Blocks			
Steals	4	vs. St. Joseph's	11/24/19
Field Goals	8	vs. Drake	12/1/19
Field Goal Attempts	15	vs. Drake	12/1/19
3-Point Field Goals	7	vs. Drake	12/1/19
3-Point FG Attempts	14	vs. Drake	12/1/19
Free Throws	2	2x; last vs. Dayton	11/30/19
Free Throw Attempts	2	4x; last vs. Drake	12/1/19

Opponent	Start	Min.	FG-A	3PT-A	FT-A	O-D-T	PF	Ast.	TO	Blk.	St.	Pts.
WOFFORD						--DNP--						
OLD DOMINION		21	3-7	1-3	0-0	0-0-0	5	1	4	0	1	7
at UAB	*	22	1-7	0-2	1-2	1-0-1	3	1	5	0	1	3
ST. JOSEPH'S	*	35	6-10	4-6	2-2	0-1-1	2	2	3	0	4	18
vs Middle Tennessee	*	12	0-0	0-0	0-0	0-0-0	5	0	5	0	1	0
vs. Dayton	*	28	2-11	2-7	2-2	2-4-6	3	1	2	0	1	8
vs. Drake	*	32	8-15	7-14	1-2	0-3-3	2	4	2	0	1	24
at South Alabama	*	26	4-12	2-7	0-0	0-1-1	1	4	1	0	0	10
at TCU	*	29	2-11	2-8	2-2	0-2-2	3	1	4	0	1	8
BETHUNE-COOKMAN	*	23	4-11	2-6	0-0	0-0-0	5	3	5	0	0	10
JACKSONVILLE ST.												
at Vanderbilt												
ARKANSAS												
FLORIDA												
ALABAMA												
at Georgia												
OLE MISS												
at Kentucky												
at Mississippi State												
VANDERBILT												
at Alabama												
at South Carolina												
LSU												
MISSISSIPPI STATE												
at Texas A&M												
at Missouri												
TENNESSEE												

**HANSEN'S CAREER STATISTICS**

Season	gp-gs	min/avg	Total		3-Point		F-Throws		Rebounds				Scoring							
			fg-fga	pct	fg-fga	pct	ft-fta	pct	off	def	tot	avg	pf	fo	ast	to	blk	stl	pts	avg
2019-20	9-8	228/25.3	30-84	.357	20-53	.377	8-10	.800	3	11	14	1.6	29	3	17	31	0	10	88	9.8
TOTAL	9-8	228/25.3	30-84	.357	20-53	.377	8-10	.800	3	11	14	1.6	29	3	17	31	0	10	88	9.8



# Unique THOMPSON

# #20

Freshman • Forward • 6-3

Theodore, Ala.

**\*\*2018 SEC All-Freshman Team\*\***

Faith Academy

- **Named to 2019-20 Preseason All-SEC Second Team (media & coaches)**
- **Leads NCAA with 10 double-doubles; is only player in Division I with a double-double in every game so far this season (10-for-10)**
- Leads the SEC in rebounding (12.4/game); fourth in SEC in scoring (18.8 ppg) (as of 12/12)
- Leads the NCAA in double-doubles (10) and offensive rebounds (5.6)
- Has 11 consecutive double-doubles, dating back to final game of 2019; second-longest streak in Auburn history (Lauretta Freeman, 18)
- Has 30 career double-doubles, tied for 3rd in Auburn history
- Scored career-high 31 points at TCU along with 15 rebounds; first 30-15 game for Auburn since 2008 (DeWanna Bonner, 30/16 vs. Geo. Washington)
- Scored 24 points; matched career-high with 19 rebounds at UAB (11/21)
- Averaged a double-double in 2018-19 with 12.2 points, 10.3 rebounds; 5th player in Auburn history to do so, first since DeWanna Bonner in 2008

**SEASON HIGHS**

Points	31	at TCU	12/7/19
Rebounds	19	at UAB	11/21/19
Assists	5	vs. St. Joseph's	11/24/19
Blocks	2	at UAB	11/21/19
Steals	4	2x; last vs. Beth.-Cookman	12/15/19
Field Goals	12	at TCU	12/7/19
Field Goal Attempts	18	at TCU	12/7/19
3-Point Field Goals			
3-Point FG Attempts			
Free Throws	10	vs. Dayton	11/30/19
Free Throw Attempts	12	vs. Dayton	11/30/19

**CAREER HIGHS**

Points	31	at TCU	12/7/19
Rebounds	19	3x; last at UAB	11/21/19
Assists	5	vs. St. Joseph's	11/24/19
Blocks	6	vs. Louisiana Tech	11/19/17
Steals	4	5x; last vs. Beth.-Cookman	12/15/19
Field Goals	12	at TCU	12/7/19
Field Goal Attempts	18	2x; last at TCU	12/7/19
3-Point Field Goals			
3-Point FG Attempts			
Free Throws	10	at Ole Miss	1/31/19
Free Throw Attempts	12	at Ole Miss	1/31/19

Opponent	Start	Min.	FG-A	3PT-A	FT-A	O-D-T	PF	Ast.	TO	Blk.	St.	Pts.
WOFFORD	*	31	9-13	0-0	7-9	6-7-13	3	1	3	0	2	25
OLD DOMINION	*	30	5-6	0-0	3-8	7-3-10	2	2	2	0	0	13
at UAB	*	32	9-12	0-0	6-8	10-9-19	2	1	2	2	2	24
ST. JOSEPH'S	*	34	5-10	0-0	7-10	7-5-12	2	5	4	0	1	17
vs Middle Tennessee	*	28	6-9	0-0	3-4	6-4-10	2	0	4	0	0	15
vs. Dayton	*	37	5-9	0-0	10-15	3-8-11	3	1	5	1	2	20
vs. Drake	*	32	5-9	0-0	2-3	2-9-11	2	1	4	0	4	12
at South Alabama	*	32	7-7	0-0	1-4	3-7-10	1	1	2	1	0	15
at TCU	*	34	12-18	0-0	7-8	7-8-15	1	1	4	1	2	31
BETHUNE-COOKMAN	*	31	7-10	0-0	2-3	5-8-13	4	2	1	0	4	16
JACKSONVILLE ST.												
at Vanderbilt												
ARKANSAS												
FLORIDA												
ALABAMA												
at Georgia												
OLE MISS												
at Kentucky												
at Mississippi State												
VANDERBILT												
at Alabama												
at South Carolina												
LSU												
MISSISSIPPI STATE												
at Texas A&M												
at Missouri												
TENNESSEE												

**THOMPSON'S CAREER STATISTICS**

Season	gp-gs	min/avg	Total		3-Point		F-Throws		Rebounds				Scoring							
			fg-fga	pct	fg-fga	pct	ft-fta	pct	off	def	tot	avg	pf	fo	ast	to	blk	stl	pts	avg
2017-18	27-27	811/30.0	131-271	.483	0-0	.000	49-87	.563	112	115	227	8.4	63	0	28	66	21	32	311	11.5
2018-19	32-32	996/31.1	153-272	.563	0-0	.000	83-136	.610	143	187	330	10.3	71	1	35	63	20	57	389	12.2
2019-20	10-10	319/31.9	70-103	.680	0-0	.000	48-72	.667	56	68	124	12.4	22	0	15	31	5	17	188	18.8
<b>TOTAL</b>	<b>69-69</b>	<b>2126/30.8</b>	<b>354-646</b>	<b>.548</b>	<b>0-0</b>	<b>.000</b>	<b>180-295</b>	<b>.610</b>	<b>311</b>	<b>370</b>	<b>681</b>	<b>9.9</b>	<b>156</b>	<b>1</b>	<b>78</b>	<b>160</b>	<b>46</b>	<b>106</b>	<b>888</b>	<b>12.9</b>



# Erin HOWARD

# #24

Sophomore • Guard/Forward • 6-1

Madison, Wis.

Madison East HS

- Career-high 14 points, 4 steals along with 6 rebounds in win at South Alabama; hit career-high 4 3-pointers (12/4)
- Game-tying tip-in at fourth quarter buzzer to force overtime vs. Dayton (11/30)
- Had 9 points, 7 rebounds, 3 assists in 29 minutes off the bench at UAB (11/21)
- Started 17 games, appeared in 29 as a freshman; averaged 3.5 points, 2.9 rebounds in 20.1 minutes/game
- Career-high 12 points on 5-6 shooting (2-2 3FG) in win over #25 Missouri (2/24)
- Made first collegiate start vs. Tennessee (1/3); scored career-high 11 points in 33 minutes
- Hit record-setting 14th Auburn 3-pointer in win at Elon (12/22)
- First Auburn women's basketball player from state of Wisconsin

### SEASON HIGHS

Points	14	at South Alabama	12/4/19
Rebounds	7	2x; last vs. Beth.Cookman	12/15/19
Assists	3	at UAB	11/21/19
Blocks	2	2x; last at TCU	12/7/19
Steals	4	at South Alabama	12/4/19
Field Goals	5	at South Alabama	12/4/19
Field Goal Attempts	11	vs. Middle Tenn.	11/29/19
3-Point Field Goals	4	at South Alabama	12/4/19
3-Point FG Attempts	8	vs. Middle Tenn.	11/29/19
Free Throws	2	vs. Bethune-Cookman	12/15/19
Free Throw Attempts	2	3x; last vs. Beth.-Cookman	12/15/19

Opponent	Start	Min.	FG-A	3PT-A	FT-A	O-D-T	PF	Ast.	TO	Blk.	St.	Pts.
WOFFORD		18	0-3	0-3	0-0	2-1-3	3	0	0	1	1	0
OLD DOMINION		18	2-5	2-4	0-0	0-3-3	2	1	1	1	0	6
at UAB		29	4-9	1-4	0-0	2-5-7	1	3	2	0	2	9
ST. JOSEPH'S		18	0-2	0-1	0-0	1-2-3	0	0	0	0	0	0
vs Middle Tennessee		28	3-11	1-8	0-0	0-6-6	1	2	0	1	3	7
vs. Dayton		34	2-3	0-1	1-2	2-4-6	1	0	0	0	1	5
vs. Drake		30	1-4	0-1	0-1	1-4-5	1	0	2	2	1	2
at South Alabama		26	5-10	4-7	0-0	1-5-6	1	2	1	1	4	14
at TCU		33	3-8	0-4	1-2	1-3-4	2	2	3	2	3	7
BETHUNE-COOKMAN		27	4-9	2-6	2-2	2-5-7	4	1	3	0	0	12
JACKSONVILLE ST.												
at Vanderbilt												
ARKANSAS												
FLORIDA												
ALABAMA												
at Georgia												
OLE MISS												
at Kentucky												
at Mississippi State												
VANDERBILT												
at Alabama												
at South Carolina												
LSU												
MISSISSIPPI STATE												
at Texas A&M												
at Missouri												
TENNESSEE												

### CAREER HIGHS

Points	14	at South Alabama	12/4/19
Rebounds	8	at Arkansas	2/10/19
Assists	5	at Alabama	1/10/19
Blocks	3	at Arkansas	2/10/19
Steals	4	at South Alabama	12/4/19
Field Goals	5	2x; last at South Alabama	12/4/19
Field Goal Attempts	13	vs. Alabama State	12/29/18
3-Point Field Goals	4	at South Alabama	12/4/19
3-Point FG Attempts	9	vs. Alabama State	12/29/18
Free Throws	2	3x; last vs. Beth.-Cookman	12/15/19
Free Throw Attempts	2	5x; last vs. Beth.-Cookman	12/15/19

### HOWARD'S CAREER STATISTICS

Season	gp-gs		Total		3-Point		F-Throws		Rebounds				Scoring							
	gp-gs	min/avg	fg-fga	pct	fg-fga	pct	ft-fa	pct	off	def	tot	avg	pf	fo	ast	to	blk	stl	pts	avg
2018-19	31-17	624/20.1	42-128	.328	20-79	.253	5-6	.833	26	64	90	2.9	55	0	36	25	17	27	109	3.5
2019-20	10-0	261/26.1	24-64	.375	10-39	.256	4-7	.571	12	38	50	5.0	16	0	11	12	8	15	62	6.2
TOTAL	41-17	885/21.6	66-192	.344	30-118	.254	9-13	.692	38	102	140	3.4	71	0	47	37	25	42	171	4.2





# Morgan ROBINSON-NWAGWU

# #30

Freshman • Guard • 5-8

Norcross, Ga.

Norcross HS

- Season-high 6 points along with 3 assists vs. Bethune-Cookman (12/15)
- Recorded 2 rebounds, 2 assists in collegiate debut vs. Wofford (11/6)
- Ranked as No. 28 guard nationally by ESPN
- Named first-team all-state and first-team all-metro by Atlanta Journal-Constitution
- Region 7A Player of the Year and All-Gwinnett County first team
- Averaged 15.3 points, 7.1 rebounds, 4.6 assists, 4.1 steals and 1.1 blocks as high school junior

**SEASON/CAREER HIGHS**

Points	6	vs. Bethune-Cookman	12/15/19
Rebounds	4	vs. Old Dominion	11/14/19
Assists	4	at TCU	12/7/19
Blocks	1	2x; last vs. Beth.-Cookman	12/15/19
Steals	1	4x; last vs. Drake	12/1/19
Field Goals	3	vs. Bethune-Cookman	12/15/19
Field Goal Attempts	5	vs. Bethune-Cookman	12/15/19
3-Point Field Goals			
3-Point FG Attempts			
Free Throws	3	at TCU	12/7/19
Free Throw Attempts	4	3x; last at TCU	12/7/19

Opponent	Start	Min.	FG-A	3PT-A	FT-A	O-D-T	PF	Ast.	TO	Blk.	St.	Pts.
WOFFORD		13	0-4	0-0	0-0	0-2-2	1	2	3	0	1	0
OLD DOMINION		7	0-4	0-0	0-0	2-2-4	0	0	2	0	0	0
at UAB		6	1-1	0-0	0-0	0-0-0	1	1	2	1	0	2
ST. JOSEPH'S		10	1-4	0-0	0-0	1-1-2	2	1	0	0	0	2
vs Middle Tennessee		18	0-4	0-0	1-4	0-3-3	2	2	4	0	1	1
vs. Dayton		13	0-1	0-0	0-0	0-0-0	3	1	0	0	1	0
vs. Drake		17	1-2	0-0	0-0	1-0-1	2	3	0	0	1	2
at South Alabama		19	0-2	0-0	2-4	0-1-1	3	2	4	0	0	2
at TCU		18	0-0	0-0	3-4	0-3-3	5	4	4	0	0	3
BETHUNE-COOKMAN		22	3-5	0-0	0-0	1-0-1	0	3	0	1	0	6
JACKSONVILLE ST.												
at Vanderbilt												
ARKANSAS												
FLORIDA												
ALABAMA												
at Georgia												
OLE MISS												
at Kentucky												
at Mississippi State												
VANDERBILT												
at Alabama												
at South Carolina												
LSU												
MISSISSIPPI STATE												
at Texas AGM												
at Missouri												
TENNESSEE												

**ROBINSON-NWAGWU'S CAREER STATISTICS**

Season	gp-gs	min/avg	Total		3-Point		F-Throws		Rebounds				Scoring							
			fg-fga	pct	fg-fga	pct	ft-fta	pct	off	def	tot	avg	pf	fo	ast	to	blk	stl	pts	avg
2019-20	10-0	141/14.1	6-27	.222	0-0	.000	6-12	.500	5	12	17	1.7	19	1	19	19	2	4	18	1.8
TOTAL	10-0	141/14.1	6-27	.222	0-0	.000	6-12	.500	5	12	17	1.7	19	1	19	19	2	4	18	1.8



# Natalie KELLY

# #35

Sophomore • Forward • 6-3

Albany, La.

Albany HS

- Scored career-high 3 points vs. St. Joseph's (11/24); made only shot attempt
- Appeared in 12 games as a freshman
- Made first collegiate field goal vs. Louisiana-Lafayette (11/25)
- Made first SEC appearance at Missouri (1/27)
- Ranked as No. 38 post player in nation out of high school, according to ESPN HoopGurlz
- Averaged 17.1 points, 12.1 rebounds, 3.3 steals as high school senior
- Set school record for single-season rebounds with 379 as a junior

**SEASON HIGHS**

Points	3	vs. St. Joseph's	11/24/19
Rebounds	2	at TCU	12/7/19
Assists			
Blocks			
Steals			
Field Goals	1	vs. St. Joseph's	11/24/19
Field Goal Attempts	1	vs. St. Joseph's	11/24/19
3-Point Field Goals			
3-Point FG Attempts			
Free Throws	1	vs. St. Joseph's	11/24/19
Free Throw Attempts	2	vs. St. Joseph's	11/24/19

Opponent	Start	Min.	FG-A	3PT-A	FT-A	0-D-T	PF	Ast.	TO	Blk.	St.	Pts.
WOFFORD		6	0-0	0-0	0-0	0-0-0	0	0	0	0	0	0
OLD DOMINION at UAB						--DNP--						
ST. JOSEPH'S vs Middle Tennessee	3		1-1	0-0	1-2	0-0-0	0	0	0	0	0	3
vs. Dayton	4		0-0	0-0	0-0	0-0-0	2	0	0	0	0	0
vs. Drake		2	0-0	0-0	0-0	0-0-0	1	0	0	0	0	0
at South Alabama	3		0-0	0-0	0-0	0-1-1	1	0	0	0	0	0
at TCU	4		0-0	0-0	0-0	0-2-2	0	0	0	0	0	0
BETHUNE-COOKMAN JACKSONVILLE ST. at Vanderbilt	3		0-0	0-0	0-0	0-1-1	0	0	0	0	0	0
ARKANSAS FLORIDA ALABAMA at Georgia OLE MISS at Kentucky at Mississippi State VANDERBILT at Alabama at South Carolina LSU MISSISSIPPI STATE at Texas A&M at Missouri TENNESSEE												

**SEASON/CAREER HIGHS**

Points	3	vs. St. Joseph's	11/24/19
Rebounds	3	2x; last vs. Alabama State	12/29/18
Assists			
Blocks	1	2x; last vs. Alabama State	12/29/18
Steals	1	2x; last vs. Alabama	2/17/19
Field Goals	1	2x; last vs. St. Joseph's	11/24/19
Field Goal Attempts	2	vs. UL-Lafayette	11/25/18
3-Point Field Goals			
3-Point FG Attempts			
Free Throws	1	4x; last vs. St. Joseph's	11/24/19
Free Throw Attempts	2	5x; last vs. St. Joseph's	11/24/19

**KELLY'S CAREER STATISTICS**

Season	gp-gs	min/avg	Total		3-Point		F-Throws		Rebounds				Steals			Scoring				
			fg-fga	pct	fg-fga	pct	ft-fa	pct	off	def	tot	avg	pf	fo	ast	to	blk	stl	pts	avg
2018-19	12-0	49/4.1	1-5	.200	0-0	.000	3-8	.375	6	4	10	0.8	4	0	0	8	2	2	5	0.4
2019-20	7-0	26/3.7	1-1	1.000	0-0	.000	1-2	.500	0	4	4	0.6	4	0	0	0	0	0	3	0.4
TOTAL	19-0	75/3.9	2-6	.333	0-0	.000	4-10	.400	6	8	14	0.7	8	0	0	8	2	2	8	0.4

**Game 1: Nov. 6, 2019**  
**Auburn 84, Wofford 82**  
**Auburn Arena**  
**Auburn, Ala.**

Official Basketball Box Score -- Game Totals -- Final Statistics  
**Wofford vs Auburn**  
 11/06/19 6:00 pm at Auburn -- Auburn, Ala.

**Wofford 82 • 0-1,0-0 SEC on**

#	Player	Total			3-Ptr			Rebounds			PF	TP	A	T	Bk	Stl	Min
		FG	FGA	FT	FTA	FG	FGA	FT	FTA	Off							
12	Jamari McDavid	f	2-8	0-0	3-4	4	4	8	4	7	0	3	1	0	25		
14	Lilly Hatton	f	1-6	0-0	2-2	0	2	2	4	4	0	0	2	0	20		
03	Chloe Wainik	c	10-21	8-17	0-0	2	5	7	1	28	2	2	0	1	38		
10	Cairo Booker	g	4-9	0-3	5-6	0	2	2	3	13	6	2	0	4	37		
5	Da'Ja Green	g	9-15	5-8	2-2	1	2	3	25	3	2	0	0	33			
02	Niyah Lutz	g	0-2	0-2	0-0	0	2	2	1	0	0	0	0	10			
20	Elena Pulanca	g	0-0	0-0	0-0	0	0	0	0	0	1	0	0	3			
21	Alexis Tomlin	g	0-2	0-0	0-0	1	2	3	5	0	0	0	0	15			
23	Lawren Cook	g	0-1	0-0	5-6	2	3	5	4	5	0	0	1	14			
25	Jamie Grob	g	0-0	0-0	0-0	0	0	0	2	0	1	0	0	5			
<b>Team</b>																	
<b>Totals</b>			26-64	13-30	17-20	12	22	34	26	82	13	15	3	6	200		

1st FG %:	5-17	29.4%	2nd:	4-13	30.8%	3rd:	7-17	41.2%	4th:	10-17	58.8%	Game:	26-64	40.6%	Deadball
3FG %:	1-8	12.5%	3rd:	3-6	50.0%	4th:	6-9	66.7%	5th:	13-30	43.3%	Game:	36-82	43.9%	Deadball
FT %:	0-0	0.0%	2nd:	2-2	100.0%	3rd:	5-5	100.0%	4th:	9-10	90.0%	Game:	19-20	95.0%	Rebounds

**Auburn 84 • 1-0,0-0 SEC**

#	Player	Total			3-Ptr			Rebounds			PF	TP	A	T	Bk	Stl	Min
		FG	FGA	FT	FTA	FG	FGA	FT	FTA	Off							
10	Kiyae' White	f	1-4	0-0	0-2	2	9	11	1	2	4	2	0	1	17		
20	Unique Thompson	f	9-13	0-0	7-9	6	7	13	3	25	1	0	0	2	30		
00	Daisa Alexander	c	6-12	1-3	9-14	1	5	6	3	22	2	3	0	2	33		
03	Annie Hughes	g	4-5	1-1	1-1	2	0	2	3	10	4	0	0	3	30		
05	Brooke Moore	g	6-16	1-7	2-2	1	1	2	15	1	1	2	1	36			
04	Abigaily Jackson	g	2-5	0-1	1-2	1	1	2	3	5	0	0	0	7			
12	Maliya Perry	g	2-3	1-1	0-0	1	0	1	1	5	1	0	0	11			
24	Erin Howard	g	0-3	0-3	0-0	2	1	3	3	0	0	1	1	19			
30	M. Robinson-Nwagwu	g	0-4	0-0	0-0	0	2	2	1	0	3	0	1	12			
25	Natalie Kelly	g	0-0	0-0	0-0	0	0	0	0	0	0	0	0	6			
<b>Team</b>																	
<b>Totals</b>			30-65	4-16	20-30	19	28	47	19	84	15	14	2	12	201		

1st FG %:	4-16	25.0%	2nd:	9-19	47.4%	3rd:	10-18	55.6%	4th:	7-12	58.3%	Game:	26-53	49.1%	Deadball
3FG %:	0-5	0.0%	2nd:	3-6	50.0%	3rd:	0-1	0.0%	4th:	4-6	66.7%	Game:	10-23	43.5%	Rebounds
FT %:	3-4	75.0%	2nd:	4-7	57.1%	3rd:	1-2	50.0%	4th:	13-17	76.5%	Game:	30-41	73.2%	Rebounds

Officials: Iyeyinwe Seales, Katie Lukanchik, Felicia Grinter  
 Technical fouls: Wofford-None, Auburn-None.  
 Attendance: 1638

Score by periods	1st	2nd	3rd	4th	Total
Wofford	11	13	24	34	82
Auburn	11	24	23	26	84

Last FG - Wofford 4th-00:00, AU 4th-01:19.  
 Largest lead - Wofford by 4 1st-09:16, AU by 17 3rd-05:39.  
 Wofford led for 07:13, AU led for 27:38. Game was tied for 05:09.

Score tied - 5 times.  
 Lead changed - 7 times.

**AUBURN**-- Junior Unique Thompson and senior Daisa Alexander combined for 47 points, and the Auburn women's basketball team held off a late rally to earn an 84-82 win over Wofford Wednesday night to open the 2019-20 season.

The Tigers (1-0) led by as many as 17 points midway through the third quarter but saw the Terriers (0-1) storm back to take the lead just nine minutes later. But strong rebounding and free-throw shooting down the stretch allowed Auburn to withstand a second-half 3-point barrage from Wofford.

Thompson picked up where she left off with her 21st career double-double, scoring 25 points and pulling down 11 rebounds. Alexander finished with 22 points and was 9-of-12 at the free-throw line, including a 7-of-8 mark in the fourth quarter.

Sophomore Brooke Moore scored 15 points in her first career start, and freshman Annie Hughes finished with 10 points, a team-high four assists and two steals. Sophomore Kiyae' White pulled down a career-high nine rebounds as she started for the first time.

Three freshmen made their Auburn debuts. Hughes started and played just under 30 minutes, and Maliya Perry and Morgan Robinson-Nwagwu saw 11 minutes each off the bench.

Auburn shot 46.9 percent for the game (30-of-64) and was 20-of-28 at the free-throw line. The Tigers out-rebounded the Terriers 43-32, including 17 offensive rebounds that led to 22 second-chance points. Auburn also controlled the paint, outscoring Wofford inside 38-18. The Terriers, shot 48.1 percent from 3-point range, hitting 13-of-27 attempts from long range, including 9-of-16 in the second half.

After the teams finished the first 10 minutes tied 11-11, Auburn outscored Wofford in the second quarter 24-13 to take a 35-24 lead at the break. An 11-4 run over the first 5:13 of the third quarter pushed the Tigers' advantage to as many as 17 at 51-34. Auburn saw its lead shrink a bit by the end of the quarter but still took a 58-48 lead to the final 10 minutes.

**Game 2: Nov. 14, 2019**  
**Old Dominion 89, Auburn 77**  
**Auburn Arena**  
**Auburn, Ala.**

Official Basketball Box Score -- Game Totals -- Final Statistics  
**Old Dominion vs Auburn**  
 11/14/19 6:00 pm at Auburn -- Auburn, Ala.

**Old Dominion 89 • 2-0,0-0 C-USA**

#	Player	Total			3-Ptr			Rebounds			PF	TP	A	T	Bk	Stl	Min
		FG	FGA	FT	FTA	FG	FGA	FT	FTA	Off							
23	Amari Young	f	2-5	0-1	2-4	0	5	5	2	6	0	4	2	0	22		
25	Ashley Scott	c	0-0	0-0	0-0	0	2	2	3	0	1	0	0	21			
03	Ajah Wayne	g	14-20	6-8	1-2	3	7	10	3	35	1	2	0	4	29		
05	Victoria Morris	g	6-11	5-9	3-5	0	2	2	4	20	2	1	0	28			
11	Taylor Edwards	g	5-7	2-3	0-1	0	2	2	12	5	4	0	1	25			
01	Mariah Adams	g	0-1	0-0	0-0	0	2	2	2	0	6	1	0	27			
04	Aziah Hudson	g	1-4	0-0	0-0	0	0	0	0	3	0	0	0	11			
12	Amaya Register	g	2-3	0-1	5-6	0	2	2	1	9	1	2	0	14			
14	Dejah Carter	g	0-0	0-0	0-0	0	0	0	0	1	0	0	0	2			
31	Marie Reichert	g	2-3	0-1	0-0	1	0	1	3	4	1	0	0	21			
<b>Team</b>																	
<b>Totals</b>			32-54	14-28	11-18	6	22	28	21	89	16	15	3	7	200		

1st FG %:	9-17	52.9%	2nd:	5-11	45.5%	3rd:	9-16	56.3%	4th:	9-10	90.0%	Game:	32-54	59.3%	Deadball
3FG %:	1-2	41.7%	3rd:	3-6	50.0%	4th:	0-0	0.0%	5th:	14-28	50.0%	Game:	11-18	61.1%	Rebounds
FT %:	1-1	50.0%	2nd:	4-4	100.0%	3rd:	1-1	100.0%	4th:	11-11	100.0%	Game:	11-11	100.0%	Rebounds

**Auburn 77 • 1-1,0-0 SEC**

#	Player	Total			3-Ptr			Rebounds			PF	TP	A	T	Bk	Stl	Min
		FG	FGA	FT	FTA	FG	FGA	FT	FTA	Off							
10	Kiyae' White	f	2-4	0-0	1-3	1	3	4	3	5	0	0	0	0	20		
20	Unique Thompson	f	5-6	0-0	3-8	7	3	10	2	13	2	2	0	0	30		
00	Daisa Alexander	c	5-16	2-5	5-6	1	3	4	4	17	2	3	0	4	28		
03	Annie Hughes	g	5-7	1-1	1-2	3	1	4	1	12	1	0	0	2	35		
05	Brooke Moore	g	3-4	2-6	7-7	1	0	1	15	2	2	0	2	24			
04	Abigaily Jackson	g	1-1	0-0	0-0	0	1	1	1	2	0	0	0	10			
12	Maliya Perry	g	0-1	0-0	0-2	0	1	1	0	0	0	0	0	7			
24	Erin Howard	g	2-7	1-3	0-0	0	0	0	5	7	1	4	0	11			
30	M. Robinson-Nwagwu	g	2-5	2-4	0-0	0	3	3	2	6	1	1	0	18			
25	Natalie Kelly	g	0-4	0-0	0-0	2	2	4	0	0	2	0	0	7			
<b>Team</b>																	
<b>Totals</b>			26-60	8-19	17-28	16	18	34	19	77	9	14	2	8	200		

1st FG %:	7-10	70.0%	2nd:	5-11	45.5%	3rd:	8-19	42.1%	4th:	6-18	33.3%	Game:	26-60	43.3%	Deadball
3FG %:	1-3	33.3%	2nd:	4-6	66.7%	3rd:	3-6	50.0%	4th:	2-3	66.7%	Game:	11-18	61.1%	Rebounds
FT %:	1-1	100.0%	2nd:	1-1	100.0%	3rd:	1-1	100.0%	4th:	13-13	100.0%	Game:	13-13	100.0%	Rebounds

Officials: Kareaena Tobin,Angel Stanton,Tina Napier  
 Technical fouls: Old Dominion-None, Auburn-None.  
 Attendance: 1635

Score by periods	1st	2nd	3rd	4th	Total
Old Dominion	24	17	19	29	89
Auburn	21	18	19	19	77

Last FG - ODU 4th-03:30, AU 4th-00:06.  
 Largest lead - ODU by 16 4th-03:30, AU by 17 1st-07:02.  
 ODU led for 37:31, AU led for 00:45. Game was tied for 01:44.

Score tied - 3 times.  
 Lead changed - 6 times.

**AUBURN**-- Auburn had four players in double figures, but a fourth-quarter surge from Old Dominion led the Monarchs to an 89-77 win over the Tigers in women's basketball action at Auburn Arena Thursday night.

The Tigers (1-1) trailed by just two points at the end of the third quarter, but Old Dominion (2-0) could scarcely miss in the final 10 minutes, shooting 90 percent (9-of-10) in the fourth period and 5-of-5 on 3-pointers to break open what had been a tight game.

Senior Daisa Alexander finished with 17 points and four steals to lead the Tigers. Junior Unique Thompson picked up her second double-double in as many games with a 13-point, 10-rebound performance that saw her go 5-of-6 from the floor.

Sophomore Brooke Moore recorded her second straight 15-point game and remained perfect at the free-throw line for her career, going 7-for-7. And freshman Annie Hughes scored 12 points and had two steals.

As a team, the Tigers shot 43.3 percent from the field (26-60) and hit 8-of-19 3-point attempts (42.1%). Auburn also out-rebounded the Monarchs 34-28. But Old Dominion shot a blistering 59.3 percent from the field and 50 percent (14-of-28) from 3-point range.

The Monarchs, who were just 1-of-13 from 3-point range in their first game, hit 8-of-17 from long range in the first half alone to lead most of the opening half and take a 41-39 lead at the break. Auburn led briefly in the second quarter when Hughes put back a missed free throw to give the Tigers a 33-32 advantage with 6:01 to play.

ODU jumped back ahead by as many as 10 points midway through the third quarter, but the Tigers closed the period on an 8-0 run, punctuated by a pair of 3-pointers from Erin Howard, to head to the fourth quarter down by just two at 60-58. After an Alexander free throw got Auburn within one 16 seconds into the fourth, the Monarchs missed just one shot the entire period and went on a 25-10 run over the next six-plus minutes to build a 16-point lead and secure the road win.

**Game 3: Nov. 21, 2019**  
**UAB 80, Auburn 75**  
**Bartow Arena**  
**Birmingham, Ala.**

Official Basketball Box Score -- Game Totals -- Final Statistics  
**Auburn vs UAB**  
 11/21/19 6:00 pm at Birmingham, Ala. Bartow Arena

**Auburn 75 • 1-2**

#	Player	Total			3-Ptr			Rebounds			PF	TP	A	T	Bk	Stl	Min
		FG	FGA	FT	FTA	FG	FGA	FT	FTA								

**Game 4: Nov. 24, 2019**  
**Auburn 66, St. Joseph's 62**  
**Auburn Arena**  
**Auburn, Ala.**

Official Basketball Box Score -- Game Totals -- Final Statistics  
 Saint Joseph's vs Auburn  
 11/24/19 6:30 pm at Auburn Arena -- Auburn, Ala.

Saint Joseph's 62 • 2-0,0-0 A-10		Total		3-Pr		Rebounds		PF		TP		A TO Blk Stl		Min.					
#	Player	FG	FTA	FG	FTA	FT	FTA	Off	Def	Total	PF	TP	A	TO	Blk	Stl	Min.		
10	Gabby Smalls	1-10	0-0	1-2	4 4	8	3	19	0	2	0	1	25						
13	Katie Mayock	1-3	0-0	0-2	1 2	3	5	6	1	1	2	1	26						
11	Mary Sheehan	0-9	3-5	0-0	2 4	6	3	15	1	3	1	2	31						
14	Katie Jekot	2-12	1-6	4-4	0 1	1	2	9	4	3	0	0	38						
22	Devynne Newman	0-6	0-3	0-0	0 3	3	2	0	2	0	0	0	35						
03	Nailah Delinois	0-0	0-0	0-0	0 0	0	0	0	0	0	0	0	4						
04	Kaliyah Henderson	2-4	0-0	5-6	0 2	2	2	9	1	0	1	0	12						
15	Rachel Gartner	0-0	0-0	0-0	0 2	2	0	0	0	0	0	0	4						
21	Claire Melia	2-6	0-1	0-1	0 6	6	3	4	7	2	2	0	25						
Team				24-54		41-15		10-15		8 26		34 20		62		15 14 5 5		200	
Totals				24-54		41-15		10-15		8 26		34 20		62		15 14 5 5		200	

1st FG %:	31.0	36.9%	2nd:	44.4%	44.2%	3rd:	21.3	53.8%	4th:	11.3	46.2%	Game:	34.54	44.4%	Deadball		
3Pt %:	0.0	0.0%	FT %:	33.3%	33.3%	Reb %:	6.4	0.0%	Off %:	45.5	26.7%	Rebounds					
PF %:	2.2	100.0%	TP %:	2.4	50.0%	Stl %:	1.5	80.0%	Blk %:	0.0	66.7%	2.1					

**Auburn 66 • 2-2,0-0 SEC**

Auburn 66 • 2-2,0-0 SEC		Total		3-Pr		Rebounds		PF		TP		A TO Blk Stl		Min.					
#	Player	FG	FTA	FG	FTA	FT	FTA	Off	Def	Total	PF	TP	A	TO	Blk	Stl	Min.		
10	Kiyae' White	3-4	0-0	6-8	0 3	3	2	12	1	0	1	1	26						
20	Unique Thompson	5-10	0-0	7-10	7 5	12	2	17	5	4	0	1	34						
00	Daisa Alexander	3-13	0-1	2-4	0 2	2	2	8	3	0	0	2	32						
05	Brooke Moore	0-8	0-4	1-4	2 2	4	1	2	1	2	1	0	20						
13	Lauren Hansen	6-10	4-6	2-2	0 1	1	2	18	2	3	0	4	35						
02	Sania Wells	0-2	0-0	0-0	0 3	3	1	0	0	0	0	0	5						
03	Annie Hughes	2-4	1-2	0-0	1 3	4	1	5	0	0	0	0	19						
24	Erin Howard	0-2	0-1	0-0	1 2	3	0	0	0	0	0	0	17						
30	M. Robinson-Nwagwu	1-1	0-0	0-0	1 1	2	2	1	0	0	0	0	9						
33	Natalie Kelly	1-1	0-0	1-2	0 0	0	0	3	0	0	0	0	3						
Team				33-64		3-6		14 10		14 1		8 20		66		15 14 1 1		200	
Totals				33-64		3-6		14 10		14 1		8 20		66		15 14 1 1		200	

1st FG %:	64.0	37.5%	2nd:	51.4	48.7%	3rd:	31.6	18.8%	4th:	7.1	12.0%	Game:	31.58	36.2%	Deadball		
3Pt %:	0.0	0.0%	FT %:	100.0%	100.0%	Reb %:	5.4	26.7%	Off %:	40.0	20.0%	Rebounds					
PF %:	5.2	60.0%	TP %:	5.8	75.0%	Stl %:	6.9	66.7%	Blk %:	19.0	63.3%	6					

Officials: Natasha Camy, Dawn Marsh, Bill Larance  
 Technical fouls: Saint Joseph's-None, Auburn-None.  
 Attendance: 1796

Score by periods	1st	2nd	3rd	4th	OT	Total	Points	In	Off	2nd	Fast	
	15	17	13	21	66		Paint	TO	Chance	Break	Bench	
Saint Joseph's	15	17	13	21	66		SJU	36	11	7	8	13
Auburn	15	17	13	21	66		AU	22	17	7	10	

Last FG - SJU 4th-03:58, AU 4th-01:16.  
 Largest lead - SJU by 6 1st-01:34, AU by 6 4th-05:32.  
 SJU led for 06:35, AU led for 26:52. Game was tied for 06:27.  
 Score tied - 11 times.  
 Lead changed - 10 times.

**Game 5: Nov. 29, 2019**  
**Middle Tennessee 73, Auburn 50**  
**Hertz Arena**  
**Estero, Fla.**

Official Basketball Box Score -- Game Totals -- Final Statistics  
 Middle Tennessee vs Auburn  
 11/29/19 11:00 am at Estero, Fla. (Hertz Arena)

Middle Tennessee 73 • 5-1		Total		3-Pr		Rebounds		PF		TP		A TO Blk Stl		Min.					
#	Player	FG	FTA	FG	FTA	FT	FTA	Off	Def	Total	PF	TP	A	TO	Blk	Stl	Min.		
33	Courtney Whitson	0-7	0-3	0-0	1 6	7	2	0	0	1	0	1	30						
35	Charity Savage	4-8	0-1	1-2	3 10	13	3	9	1	0	1	2	35						
01	Anastasia Hayes	5-11	0-1	1-3	0 2	2	1	11	5	6	0	3	36						
02	Taylor Sutton	9-17	6-12	3-4	0 2	2	2	27	2	2	0	4	33						
11	Aislynn Hayes	6-12	4-10	4-8	2 4	6	2	20	2	4	1	2	38						
03	Taylor Lewis	0-0	0-0	0-0	0 0	0	0	0	0	0	0	0	4						
05	Kiya Turner	0-0	0-0	1-2	0 0	0	1	1	0	0	0	0	4						
23	Alexis Whittington	2-5	0-2	0-0	1 1	2	1	4	2	1	0	0	15						
24	Amanda Whittington	0-0	0-0	1-2	0 3	3	0	1	0	1	0	0	2						
45	Shakyma Payne	0-0	0-0	0-0	0 1	1	2	0	0	1	0	0	5						
Team				26-60		10-29		11-21		7 29		36 14		73		12 16 3 12		200	
Totals				26-60		10-29		11-21		7 29		36 14		73		12 16 3 12		200	

1st FG %:	10.8	55.6%	2nd:	61.7	35.3%	3rd:	51.3	38.5%	4th:	51.2	41.7%	Game:	26.60	43.3%	Deadball		
3Pt %:	4.0	40.0%	FT %:	23.8	28.6%	Reb %:	1.5	20.8%	Off %:	37.7	42.9%	Rebounds					
PF %:	6.0	6.0%	TP %:	2.4	50.0%	Stl %:	4.8	50.0%	Blk %:	5.9	55.6%	11.1					

**Auburn 50 • 2-3**

Auburn 50 • 2-3		Total		3-Pr		Rebounds		PF		TP		A TO Blk Stl		Min.					
#	Player	FG	FTA	FG	FTA	FT	FTA	Off	Def	Total	PF	TP	A	TO	Blk	Stl	Min.		
10	Kiyae' White	2-7	0-0	1-2	1 1	2	2	5	0	1	0	0	23						
20	Unique Thompson	6-9	0-0	3-4	6 4	10	2	15	0	4	0	0	28						
00	Daisa Alexander	2-6	0-0	2-2	1 1	2	2	6	0	2	0	3	24						
05	Brooke Moore	4-11	3-10	0-0	0 2	2	11	1	5	0	0	0	30						
13	Lauren Hansen	0-0	0-0	0-0	0 0	0	0	5	0	0	0	0	12						
02	Sania Wells	1-1	0-0	1-2	0 1	1	2	3	3	1	0	0	13						
03	Annie Hughes	0-4	0-2	2-4	0 2	2	2	0	1	0	0	0	20						
24	Erin Howard	2-2	0-0	3-11	1 8	0	0	6	6	1	7	2	0	1	3	28			
30	M. Robinson-Nwagwu	0-4	0-0	1-4	0 3	3	2	1	2	4	0	1	18						
33	Natalie Kelly	0-0	0-0	0-0	0 0	0	0	0	0	0	0	0	4						
Team				18-53		4-20		10-18		8 21		29 22		50		8 23 1 8		200	
Totals				18-53		4-20		10-18		8 21		29 22		50		8 23 1 8		200	

1st FG %:	33.0	30.0%	2nd:	51.3	38.5%	3rd:	41.2	33.3%	4th:	18.5	33.3%	Game:	18.53	34.0%	Deadball		
3Pt %:	1.4	25.0%	FT %:	16.7%	2.6	33.3%	Reb %:	4.0	20.0%	Off %:	40.0	50.0%	Rebounds				
PF %:	6.0	6.0%	TP %:	1.2	30.0%	Stl %:	7.1	38.3%	Blk %:	2.4	50.0%	6.3					

Officials: Doug Knight, Kevin Pethel, Tara Cruz  
 Technical fouls: Middle Tennessee-None, Auburn-None.  
 Attendance: 317

Score by periods	1st	2nd	3rd	4th	OT	Total	Points	In	Off	2nd	Fast
	24	16	15	18	73		Paint	TO	Chance	Break	Bench
Middle Tennessee	24	16	15	18	73		MT	22	19	8	8
Auburn	7	12	17	14	50		AU	26	9	11	13

Last FG - MT 4th-05:39, AU 4th-00:47.  
 Largest lead - MT by 26 4th-06:37, AU None.  
 SJU led for 38:57, AU led for 00:00. Game was tied for 00:50.  
 Score tied - 0 times.  
 Lead changed - 0 times.

**Game 6: Nov. 30, 2019**  
**Auburn 76, Dayton 74 (OT)**  
**Hertz Arena**  
**Estero, Fla.**

Official Basketball Box Score -- Game Totals -- Final Statistics  
 Dayton vs Auburn  
 11/30/19 11:00 am at Estero, Fla. (Hertz Arena)

Dayton 74 • 3-5		Total		3-Pr		Rebounds		PF		TP		A TO Blk Stl		Min.			
#	Player	FG	FTA	FG	FTA	FT	FTA	Off	Def	Total	PF	TP	A	TO	Blk	Stl	Min.
05	Whitehead Kyia	2-6	0-0	0-0	1 4	5	3	4	1	3	0	1	28				
03	Chandler Julia	6-9	0-1	1-2	5 5	10	5	13	0	0	2	0	28				
01	Bradshaw Arvon	1-4	0-3														

**Game 7: Dec. 1, 2019**  
**Drake 83, Auburn 82**  
**Hertz Arena**  
**Estero, Fla.**

**Official Basketball Box Score -- Game Totals -- Final Statistics**  
**Drake vs Auburn**  
**12/1/19 1:30 pm at Estero, Fla. (Hertz Arena)**

Drake 83 • 6-2		Total		3-Pr		Rebounds		PF		TP		A TO Bk Stl		Min		
##	Player	FG	FGA	FT	FTA	Off	Def	Off	Def	PF	TP	A	TO	Bk	Stl	Min
12	Rose,Brenni	3-6	0-2	3-3	0	1	1	1	9	8	1	0	2	27		
10	Rhine,Sara	8-12	0-1	6-6	1	5	6	0	22	0	1	0	0	28		
02	Monahan,Maddie	0-3	0-2	0-0	0	0	2	0	2	2	0	1	22			
09	Hittner,Becca	3-12	1-7	3-4	0	3	3	1	10	2	0	1	26			
11	Collier,Kierra	7-9	1-3	0	1	1	2	15	3	5	0	0	27			
15	Woodridge,Allie	2-3	1-1	0-0	0	1	1	2	5	1	4	0	1	16		
12	Fulmer,Hannah	0-0	0-0	0-0	0	0	2	1	0	1	0	1	8			
23	Negaard,Maggie	6-8	3-5	0-0	0	1	1	15	4	2	0	1	19			
11	Burich,Monica	2-4	0-0	0-0	2	5	7	2	4	0	0	0	3	17		
42	Guelthier,Sarah Beth	1-4	1-4	0-0	0	0	0	0	3	0	0	0	6			
22	Bair,Maggie	0-0	0-0	0-0	0	1	2	0	1	0	0	1	4			
	Team															
	<b>Totals</b>	<b>32-61</b>	<b>7-25</b>	<b>12-13</b>	<b>4</b>	<b>20</b>	<b>24</b>	<b>15</b>	<b>83</b>	<b>20</b>	<b>19</b>	<b>0</b>	<b>10</b>	<b>200</b>		

1st FG %:	10-17	58.8%	2nd:	7-13	53.8%	3rd:	9-16	56.2%	4th:	7-15	46.7%	Game:	32-61	52.5%	Deatball
3Pt %:	1-5	20.0%	FT %:	3-5	60.0%	Reb:	12-22	54.5%	Off:	12-13	92.3%	Def:	10-12	83.3%	4,5

**Auburn 82 • 3-4**

Auburn 82 • 3-4		Total		3-Pr		Rebounds		PF		TP		A TO Bk Stl		Min		
##	Player	FG	FGA	FT	FTA	Off	Def	Off	Def	PF	TP	A	TO	Bk	Stl	Min
10	Kiyae' White	2-2	0-0	2-2	1	2	3	6	0	1	0	0	0	16		
20	Unique Thompson	5-9	0-0	2-3	2	9	12	1	4	0	4	3	31			
00	Daisa Alexander	7-17	4-9	6-6	1	2	3	1	24	4	3	0	3	31		
05	Brooke Moore	2-10	1-4	0-0	3	0	3	2	5	5	0	1	25			
13	Lauren Hansen	8-15	7-14	1-2	0	3	3	24	4	2	0	1	32			
02	Sania Wells	0-0	0-0	2-2	0	0	0	2	1	0	0	0	4			
03	Annie Hughes	2-3	1-1	0-0	0	0	0	5	3	0	0	0	11			
24	Erin Howard	1-4	0-1	0-1	1	4	5	1	2	0	2	2	30			
30	M. Robinson-Nwagwu	1-2	0-0	0-0	1	0	1	2	2	3	0	0	17			
35	Natalie Kelly	0-0	0-0	0-0	0	0	0	1	0	0	0	0	2			
	Team															
	<b>Totals</b>	<b>28-62</b>	<b>13-29</b>	<b>13-16</b>	<b>9</b>	<b>20</b>	<b>29</b>	<b>14</b>	<b>82</b>	<b>15</b>	<b>20</b>	<b>1</b>	<b>21</b>	<b>200</b>		

1st FG %:	3-16	43.8%	2nd:	8-17	47.1%	3rd:	8-12	66.7%	4th:	5-17	29.4%	Game:	28-62	45.2%	Deatball
3Pt %:	0-0	0.0%	FT %:	13-16	81.3%	Reb:	13-29	44.8%	Off:	13-16	81.3%	Def:	13-16	81.3%	3,2

Technical fouls: Drake-None. Auburn-None.  
 Officials: Brian Hall, Tara Cruse, Kylie Galloway  
 Attendance: 457

Score by periods	1st	2nd	3rd	4th	Total
Drake	26	18	18	21	83
Auburn	18	24	24	16	82

Last FG - DU 4th-02:18, AU 4th-02:02.  
 Largest lead - DU by 11, 1st-02:24, AU by 11 3rd-01:29.  
 DU led for 22:44, AU led for 13:26. Game was tied for 03:41.

**ESTERO, Fla.--** Auburn got huge offensive efforts from Daisa Alexander and Lauren Hansen, but the Tigers came up just short in a tight game with Drake Sunday afternoon, falling 83-82 in the fifth-place game of the Gulf Coast Showcase.

The Tigers (3-4) trailed by as many as 11, led by as many as 11, and saw 13 ties and 12 lead changes in an incredibly entertaining game. But a pair of free throws for Drake (6-2) with 7.8 seconds left, coupled with two misses at the other end, left Auburn behind as the clock expired.

Alexander and Hansen each scored 24 points, a career-high for Hansen and one shy of it for Alexander. Hansen made seven 3-pointers on the day, one shy of tying the Auburn single-game record. Both players also finished with four assists, and Alexander added three steals. Unique Thompson kept her double-double streak alive with a 12-point, 11-rebound effort that also included four steals.

Auburn shot 45.2 percent for the game (28-62) and hit 13-of-29 3-pointers (44.8%), coming up one short of the single-game team record. The Tigers were also stellar at the free-throw line, hitting 13-of-16 (81.3%). Auburn forced 19 Drake turnovers, turning those into 24 points.

Drake led 44-42 at the half. A slow start to the third quarter for both teams saw Auburn tie it up at 48-48, then go on a 10-0 run to build a 58-48 advantage on an Alexander 3-pointer with 3:36 left. But a flurry by the Bulldogs in the final 90 seconds cut the lead to four at 66-62 headed to the fourth.

The lead swung wildly in both directions throughout the fourth quarter with both teams leading by as many as 6. Auburn trailed 81-75 with 2:18 to play, but another 3-pointer plus two free throws from Alexander cut it to one at 81-80 with under a minute. Auburn got a stop, then Alexander drew a foul with 15 seconds left and made both free throws to put the Tigers back ahead 82-81. At the other end, Auburn forced a miss but was unable to get the rebound, and a foul with 7.8 seconds left led to two Bulldog free throws. The Tigers had two chances before the buzzer but could not get a shot to fall.

**Game 8: Dec. 4, 2019**  
**Auburn 82, South Alabama 62**  
**Mitchell Center**  
**Mobile, Ala.**

**Official Basketball Box Score -- Game Totals -- Final Statistics**  
**Auburn vs South Alabama**  
**12/04/19 7:00 pm at Mitchell Center, Mobile, Ala.**

Auburn 82 • 4-4		Total		3-Pr		Rebounds		PF		TP		A TO Bk Stl		Min		
##	Player	FG	FGA	FT	FTA	Off	Def	Off	Def	PF	TP	A	TO	Bk	Stl	Min
10	Kiyae' White	1-3	0-0	1-2	3	5	8	2	3	1	1	1	1	19		
20	Unique Thompson	7-7	0-0	1-4	3	7	10	1	15	1	2	1	0	32		
00	Daisa Alexander	6-10	2-4	0-0	2	2	4	2	14	1	0	0	0	26		
05	Brooke Moore	7-12	4-6	2-2	0	1	1	2	20	3	2	0	1	30		
13	Lauren Hansen	4-12	2-7	0-0	0	1	1	10	4	1	0	0	0	26		
02	Sania Wells	0-1	0-0	0-0	0	1	1	0	2	0	0	0	0	3		
03	Annie Hughes	0-0	0-0	0-0	1	0	1	0	4	0	0	0	1	16		
24	Erin Howard	5-10	4-7	0-0	1	5	6	1	14	2	1	1	4	26		
30	Morgan Robinson-Nwagwu	0-2	0-0	2-4	0	1	1	3	2	4	0	0	0	19		
35	Natalie Kelly	0-0	0-0	0-0	0	1	1	0	0	0	0	0	0	3		
	Team															
	<b>Totals</b>	<b>32-60</b>	<b>12-24</b>	<b>6-12</b>	<b>12</b>	<b>24</b>	<b>36</b>	<b>13</b>	<b>82</b>	<b>16</b>	<b>13</b>	<b>3</b>	<b>7</b>	<b>200</b>		

1st FG %:	8-16	50.0%	2nd:	7-15	46.7%	3rd:	7-13	53.8%	4th:	10-16	62.5%	Game:	32-60	53.3%	Deatball
3Pt %:	2-7	28.6%	FT %:	6-12	50.0%	Reb:	12-24	50.0%	Off:	12-24	50.0%	Def:	12-24	50.0%	6,6

**South Alabama 62 • 3-5**

South Alabama 62 • 3-5		Total		3-Pr		Rebounds		PF		TP		A TO Bk Stl		Min		
##	Player	FG	FGA	FT	FTA	Off	Def	Off	Def	PF	TP	A	TO	Bk	Stl	Min
13	Buster, Jala	1	0-3	0-2	0	0	0	2	2	0	4	1	0	0	26	
35	Lewis, Antoinette	5	8	0-0	0-0	5	6	11	3	10	2	0	1	33		
02	Kines, Sharifia	7	16	4-11	0-0	2	1	3	0	18	2	2	0	36		
12	Telemague, Damaya	6	7	1-1	2-4	0	1	1	15	1	4	0	2	29		
14	Jones, Savannah	5	18	3-11	0-0	3	6	0	13	0	0	0	30			
03	Morrow, Jayla	0	1	0-1	0-0	0	1	1	0	2	0	0	0	16		
22	Mallard, Jaylen	0-0	0-0	0-0	0	0	0	0	0	0	0	0	0	3		
25	Centers, Kennedy	0-2	0-1	0-0	0	3	3	0	2	0	0	0	0	18		
45	Low, Devyn	2-4	2-4	0-0	0	1	1	0	6	1	0	3	0	9		
	Team															
	<b>Totals</b>	<b>25-59</b>	<b>10-31</b>	<b>2-4</b>	<b>12</b>	<b>18</b>	<b>30</b>	<b>7</b>	<b>62</b>	<b>12</b>	<b>15</b>	<b>0</b>	<b>4</b>	<b>200</b>		

1st FG %:	6-19	31.6%	2nd:	7-13	53.8%	3rd:	7-13	53.8%	4th:	5-14	35.7%	Game:	25-59	42.4%	Deatball
3Pt %:	1-11	9.1%	FT %:	2-4	50.0%	Reb:	12-18	66.7%	Off:	12-18	66.7%	Def:	12-18	66.7%	0

Officials: Katie Lukanich, Eric Baker, Steven Jefferson  
 Technical fouls: Auburn-None. South Alabama-None.  
 Attendance: 1106

Score by periods	1st	2nd	3rd	4th	Total
Auburn	19	18	19	26	82
South Alabama	15	17	17	13	62

Last FG - AUB 4th-00:01, USA 4th-00:11.  
 Largest lead - AUB by 26 4th-03:02, USA by 3rd-04:46.  
 AUB led for 39:08, USA led for 00:32. Game was tied for 00:20.

**MOBILE--** Five players scored in double figures, and an offensive flurry early in the fourth quarter broke the game open as Auburn earned an 82-62 road win at South Alabama Wednesday night.

The Tigers (4-4) used a 16-0 run that spanned the end of the third and start of the fourth quarters to break open what had been a close game throughout. Auburn's long-range shooting was effective for the second straight game as the Tigers hit 12 3-pointers, giving them 25 over their last two contests.

Sophomore Brooke Moore led the Tigers' offensive attack with a season-high 20 points on 7-of-12 shooting, including 4-of-6 beyond the 3-point arc. Erin Howard and Daisa Alexander had 14 points apiece; Howard made a career-high four 3-pointers and also had a career-best four steals.

Unique Thompson grabbed three rebounds in the fourth quarter to extend her double-double streak to nine straight, dating back to last season. She finished with 15 points and 10 rebounds and was 7-of-7 from the floor. Lauren Hansen was Auburn's fifth player in double-figures with 10 points and a team-leading four assists. Kiyae' White added eight rebounds.

As a team, Auburn shot a season-high 53.3 percent from the field (32-60) and was 50 percent (12-24) from 3-point range. The Tigers out-rebounded the Jaguars 36-30 and scored 21 points off 15 USA turnovers.

South Alabama (3-5) led 47-45 with 4:46 to play in the third quarter. But the Tigers' defense held the Jaguars to just one basket over the next eight-plus minutes, out-scoring them 23-2 in that stretch to build a 19-point lead with 7:47 to play. From there, the Tigers cruised, pushing the advantage to as many as 26 before a couple of late defensive lapses let USA cut the final margin to 20.

Auburn never trailed in the first half, taking a 37-32 lead at the break. Moore hit four 3-pointers in the first half with three of those coming in the second quarter as the Tigers extended their lead to as many as eight points. But the Jaguars stayed in the game thanks to 10 second-chance points off eight offensive rebounds in the opening half.

**Game 9: Dec. 7, 2019**  
**TCU 80, Auburn 65**  
**Schollmaier Arena**  
**Fort Worth, Texas**

**Official Basketball Box Score -- Game Totals -- Final Statistics**  
**Auburn vs TCU**  
**12/07/19 2:00 pm at**

Auburn 65 • 4-5, 0-0 SEC		Total		3-Pr		Rebounds		PF		TP		A TO Bk Stl		Min		
##	Player	FG	FGA	FT	FTA	Off	Def	Off	Def	PF	TP	A	TO	Bk	Stl	Min
10	Kiyae' White	1-3	0-0	0-2	1	3	4	2	0	0	0	0	0	0	12	
20	Unique Thompson	12-18	0-0	7-8	8	15	1	31	1	4	1	4				

**Game 10: Dec. 15, 2019**  
**Auburn 74, Bethune-Cookman 56**  
**Auburn Arena**  
**Auburn, Ala.**

**Official Basketball Box Score -- Game Totals -- Final Statistics**  
**Bethune-Cookman vs Auburn**  
**12/15/19 2:00 pm at Auburn Arena -- Auburn, Ala.**

**Bethune-Cookman 56 • 6-2,0-0 MEAC**

#	Player	Total			3-Pr			Rebounds			PF	TP	A	TO	Blk	Stl	Min
		FG	FGA	FT	FTA	FG	FGA	FT	FTA	Off							
02	Amaya Scott	f	2-5	0-0	0-0	0	1	1	0	4	0	2	0	1	22		
23	Clara Thompson	f	6-13	0-2	0-2	5	3	8	3	12	1	1	0	1	28		
05	Armani Walker	g	0-1	0-0	0-0	0	1	1	0	0	2	1	0	0	17		
11	Ashanti Hunt	g	1-2	0-1	6-9	0	1	1	8	1	1	0	0	0	28		
20	Daniella Hatcher	g	5-12	2-5	4-7	2	1	3	1	16	1	1	0	4	30		
01	Camry Harris	g	3-10	2-8	0-0	1	2	3	0	8	0	0	0	1	24		
03	Kiana Williams	g	1-3	0-1	2-2	0	1	1	0	4	2	0	1	12			
04	Morgan Beacham	g	1-3	1-1	1-2	0	0	0	1	4	0	0	0	1	9		
10	Tania White	g	0-0	0-0	0-0	0	1	1	0	0	0	1	0	0	2		
12	Tatum Hayes	g	0-3	0-3	0-0	0	0	0	1	0	0	0	0	0	3		
15	Amari Ball	g	0-3	0-3	0-0	0	0	0	0	0	1	0	0	0	11		
22	Imani Reid	g	0-1	0-0	0-0	0	0	0	0	0	0	0	0	0	3		
35	Ashlie Howell	g	0-0	0-0	0-0	1	1	2	1	0	0	0	0	0	11		
<b>Team</b>			4		5		2		2		2		2		11		
<b>Totals</b>			19-56	5-24	13-24	13	13	26	8	56	7	11	0	9	200		

1st FG %:	8.15	53.3%	2nd:	4-12	33.3%	3rd:	4-12	33.3%	4th:	3-17	17.6%	Game:	19-56	33.9%	Deadball
3rd FG %:	2-5	40.0%	1st FT %:	1-7	14.3%	2nd FT %:	1-2	50.0%	3rd FT %:	1-10	10.0%	4th FT %:	5-24	20.8%	Rebounds
FT %:	1-1	100.0%	3rd FT %:	3-5	60.0%	4th FT %:	5-12	41.7%	5th FT %:	0-0	0.0%	6th FT %:	0-0	0.0%	g

**Auburn 74 • 5-5,0-0 SEC**

#	Player	Total			3-Pr			Rebounds			PF	TP	A	TO	Blk	Stl	Min
		FG	FGA	FT	FTA	FG	FGA	FT	FTA	Off							
10	Kiyae White	f	1-1	0-0	2-2	1	5	6	3	4	0	4	1	0	14		
20	Unique Thompson	f	7-10	0-0	2-3	5	8	13	4	16	2	1	0	4	31		
00	Daisa Alexander	g	5-10	1-5	0-0	0	4	4	3	11	2	2	0	1	28		
03	Annie Hughes	g	2-5	1-3	0-0	4	3	7	2	5	2	2	0	0	31		
13	Lauren Hansen	g	4-11	2-6	0-0	0	0	5	10	3	5	0	0	23			
01	Robyn Benton	g	4-7	2-4	0-0	1	0	1	1	10	1	0	2	1	15		
02	Sania Wells	g	0-1	0-1	0-0	0	0	0	0	0	0	1	0	0	6		
24	Erin Howard	g	4-9	2-6	0-0	2	5	7	4	12	1	3	0	0	27		
30	M. Robinson-Nwaogu	g	3-5	0-0	0-0	1	0	1	0	6	3	0	1	0	22		
35	Natalie Kelly	g	0-0	0-0	0-0	0	1	1	0	0	0	0	0	0	3		
<b>Team</b>			2		3		2		14		19		4		6		
<b>Totals</b>			30-59	8-25	6-7	16	27	43	32	74	14	19	4	6	200		

1st FG %:	3-10	30.0%	2nd:	6-17	35.3%	3rd:	5-10	50.0%	4th:	6-13	46.2%	Game:	30-59	50.8%	Deadball
3rd FG %:	1-7	14.3%	1st FT %:	3-9	33.3%	2nd FT %:	1-3	33.3%	3rd FT %:	3-6	50.0%	4th FT %:	8-25	32.0%	Rebounds
FT %:	0-0	0.0%	3rd FT %:	3-5	60.0%	4th FT %:	3-4	75.0%	5th FT %:	0-0	0.0%	6th FT %:	0-7	0.0%	g

Officials: Kristen Bell, Stephanie Barksdale, Cameron Inouye  
 Technical fouls: Bethune-Cookman-None, Auburn-None.  
 Attendance: 1588

Score by periods	1st	2nd	3rd	4th	Total
Bethune-Cookman	19	12	14	11	56
Auburn	19	17	23	15	74

Points	In	Off	2nd	Fast	Bench
BCU	20	16	7	14	16
AU	36	8	11	4	28

Last FG - BCU 4th-03:08, AU 4th-02:09.  
 Largest lead - BCU by 5 2nd-07:25, AU by 19 4th-03:46.  
 BCU led for 06:10, AU led for 29:15, Game was tied for 04:31.

**AUBURN**-- Five Tigers scored in double-figures as the Auburn women's basketball team pulled away in the second half for a 74-56 win over Bethune-Cookman Sunday afternoon at Auburn Arena.

Auburn (5-5) shot over 65 percent in the second half and overcame a tenacious press by Bethune-Cookman (6-2) to turn a five-point halftime lead into as much as a 19-point advantage to head into the holiday break with a victory.

Junior Unique Thompson led the way with a 16-point, 13-rebound effort that also included a team-leading four steals. She was just one rebound shy of a double-double by halftime; as such, she picked up her NCAA-leading 10th double-double in 10 games and extended her streak to 11 straight games, which leads all active players nationwide.

Erin Howard added 12 points and seven rebounds off the bench, and Daisa Alexander scored 11, bringing her within four points of 1,000 for her career. Lauren Hansen scored 10 points and shared the team lead with three assists. And Robyn Benton, who missed the season's first nine games with injury, scored 10 points and added two blocks in her return to action. Annie Hughes moved back into the starting lineup for Sunday's game and pulled down a season-high seven rebounds along with five points.

For the game, Auburn shot 50.8 percent from the floor (30-59) and held the Wildcats to a 33.9 percent night (19-56), the lowest by an Auburn opponent this year. The Tigers out-rebounded BCU 43-26, their biggest margin of the year, and scored 36 points in the paint to BCU's 20.

Auburn found an offensive rhythm late in the second quarter to turn a five-point deficit into a five-point lead at 36-31 headed to the locker room. The Tigers then started the third quarter on a 16-4 run, extending the advantage to 52-35 with 4:15 to play. A turnover- and foul-plagued cold spell to begin the fourth quarter allowed the Wildcats to cut the Auburn lead to as few as 10 points, but a Hughes 3-pointer with just under six minutes left sparked a 9-0 run to put the game out of reach.

**2019-20 Auburn Women's Basketball**  
**Auburn Combined Team Statistics (as of Dec 15, 2019)**  
**All games**

<b>RECORD:</b>	<b>OVERALL</b>	<b>HOME</b>	<b>AWAY</b>	<b>NEUTRAL</b>
ALL GAMES	5-5	3-1	1-2	1-2
CONFERENCE	0-0	0-0	0-0	0-0
NON-CONFERENCE	5-5	3-1	1-2	1-2

#	Player	gp-gs	min	avg	Total		3-Point		F-Throw		Rebounds				a	to	blk	stl	pts	avg		
					fg-fga	fg%	3fg-fga	3fg%	ft-fa	ft%	off	def	tot	avg							pf	dq
20	Unique Thompson	10-10	319	31.9	70-103	.680	0-0	.000	48-72	.667	56	68	124	12.4	22	0	15	31	5	17	188	18.8
00	Daisa Alexander	10-10	285	28.5	55-126	.437	13-40	.325	27-36	.750	7	25	32	3.2	30	1	22	18	0	24	150	15.0
05	Brooke Moore	9-9	253	28.1	35-103	.340	15-55	.273	16-20	.800	9	7	16	1.8	18	0	12	23	1	11	101	11.2
01	Robyn Benton	1-0	15	15.0	4-7	.571	2-4	.500	0-0	.000	1	0	1	1.0	1	0	1	0	2	1	10	10.0
13	Lauren Hansen	9-8	228	25.3	30-84	.357	20-53	.377	8-10	.800	3	11	14	1.6	29	3	17	31	0	10	88	9.8
24	Erin Howard	10-0	261	26.1	24-64	.375	10-39	.256	4-7	.571	12	38	50	5.0	16	0	11	12	8	15	62	6.2
03	Annie Hughes	10-4	232	23.2	19-42	.452	5-15	.333	4-7	.571	13	11	24	2.4	15	0	12	7	0	7	47	4.7
10	Kiyae' White	10-9	176	17.6	14-32	.438	0-0	.000	15-27	.556	15	37	52	5.2	24	0	6	12	5	7	43	4.3
30	M. Robinson-Nwagwu	10-0	141	14.1	6-27	.222	0-0	.000	6-12	.500	5	12	17	1.7	19	1	19	19	2	4	18	1.8
02	Sania Wells	8-0	53	6.6	2-9	.222	0-2	.000	5-6	.833	0	5	5	0.6	6	0	6	5	0	1	9	1.1
35	Natalie Kelly	7-0	26	3.7	1-1	1.000	0-0	.000	1-2	.500	0	4	4	0.6	4	0	0	0	0	0	3	0.4
Team											12	14	26				6					
Total.....		10	2028		265-608	.436	66-210	.314	135-203	.665	135	235	370	37.0	190	5	122	165	24	97	731	73.1
Opponents.....		10	2025		263-591	.445	89-256	.348	126-183	.689	98	225	323	32.3	159	-	143	158	23	75	741	74.1

<b>TEAM STATISTICS</b>	<b>AU</b>	<b>OPP</b>	<b>Date</b>	<b>Opponent</b>	<b>Score</b>	<b>Att.</b>
SCORING	731	741	11/06/19	WOFFORD	w 84-82	1618
Points per game	73.1	74.1	11/14/19	OLD DOMINION	L 77-89	1635
Scoring margin	-1.0	-	11/21/19	at UAB	L 75-80	1081
FIELD GOALS-ATT	265-608	263-591	11/24/19	SAINT JOSEPH'S	w 66-62	1796
Field goal pct	.436	.445	1 11/29/19	vs Middle Tennessee	L 50-73	313
3 POINT FG-ATT	66-210	89-256	1 11/30/19	vs Dayton	Wot 76-74	317
3-point FG pct	.314	.348	1 12/1/19	vs Drake	L 82-83	457
3-pt FG made per game	6.6	8.9	12/04/19	at South Alabama	w 82-62	1106
FREE THROWS-ATT	135-203	126-183	12/07/19	at TCU	L 65-80	2259
Free throw pct	.665	.689	12/15/19	BETHUNE-COOKMAN	w 74-56	1588
F-Throws made per game	13.5	12.6				
REBOUNDS	370	323				
Rebounds per game	37.0	32.3				
Rebounding margin	+4.7	-				
ASSISTS	122	143				
Assists per game	12.2	14.3				
TURNOVERS	165	158				
Turnovers per game	16.5	15.8				
Turnover margin	-0.7	-				
Assist/turnover ratio	0.7	0.9				
STEALS	97	75				
Steals per game	9.7	7.5				
BLOCKS	24	23				
Blocks per game	2.4	2.3				
ATTENDANCE	6637	5533				
Home games-Avg/Game	4-1659	3-1482				
Neutral site-Avg/Game	-	3-362				

1 = Gulf Coast Showcase (Estero, Fla.)

\* = Conference game

<b>Score by Periods</b>	<b>1st</b>	<b>2nd</b>	<b>3rd</b>	<b>4th</b>	<b>OT</b>	<b>Totals</b>
Auburn	162	173	197	186	13	731
Opponents	194	169	173	194	11	741




**Daisa Alexander**  
Senior • G • 5-8  
Decatur, Ga.  
Southwest DeKalb HS



**Robyn Benton**  
Sophomore • G • 5-9  
Atlanta, Ga.  
Greater Atlanta Christian School



**Sania Wells**  
Freshman • G • 5-7  
Moss Point, Miss.  
East Central HS



**Annie Hughes**  
Freshman • G • 5-9  
Dutton, Ala.  
Pisgah HS




**Brooke Moore**  
Sophomore • G • 5-7  
Atlanta, Ga.  
Henry County HS




**Kiyae' White**  
RS Sophomore • F • 6-2  
Macungie, Pa.  
Emmaus HS



**Lauren Hansen**  
Freshman • G • 5-8  
Long Island, N.Y.  
Ward Melville HS



**Jala Jordan**  
Sophomore • F • 6-2  
Philadelphia, Pa.  
West Virginia




**Unique Thompson**  
Junior • F • 6-3  
Theodore, Ala.  
Faith Academy



**Honesty Scott-Grayson**  
Sophomore • G • 5-9  
Brick, N.J.  
Baylor



**Erin Howard**  
Sophomore • G/F • 6-1  
Madison, Wis.  
Madison East HS



**Morgan Robinson-Nwagwu**  
Freshman • G • 5-8  
Norcross, Ga.  
Norcross HS



**Natalie Kelly**  
Freshman • F • 6-3  
Albany, La.  
Albany HS



**Terri Williams-Flournoy**  
Head Coach  
Penn State (1991)  
Eighth Season



**Ty Evans**  
Associate Head Coach  
Wisconsin-Whitewater (1995)  
Eighth Season



**Clarisse Garcia**  
Assistant Coach  
Villanova (2007)  
Fourth Season



**La'Keshia Frett Meredith**  
Assistant Coach  
Georgia (1997)  
First Season