



2018-19 AUBURN WOMEN'S BASKETBALL

AUBURN ATHLETICS COMMUNICATIONS: 392 SOUTH DONAHUE DRIVE || AUBURN, AL 36830 || AUBURNTIGERS.COM || @AUBURNWBB

2018-19 SCHEDULE/RESULTS

15-5, 3-4 SEC

DATE	OPPONENT	TIME/TV/RESULT
Nov. 6	GRAMBLING STATE	W 97-48
Nov. 9	1-NICHOLLS STATE	W 80-59
Nov. 11	1-at New Mexico	W 79-76
Nov. 13	1-at Iowa State	L 64-67
Nov. 25	LOUISIANA-LAFAYETTE	W 71-59
Nov. 28	at Xavier (La.)	W 77-58
Dec. 2	2-OKLAHOMA	W 95-79
Dec. 6	at St. Joseph's	W 81-70
Dec. 16	SAMFORD	W 73-46
Dec. 18	3-vs. Coastal Carolina	W 84-78
Dec. 20	3-vs. North Carolina	W (OT) 86-81
Dec. 22	at Elon	W 96-44
Dec. 29	ALABAMA STATE	W 83-50
Jan. 3	*#10 TENNESSEE	L 69-78
Jan. 6	*at Florida	W 64-56
Jan. 10	*at Alabama	W 66-56
Jan. 14	*#7 MISSISSIPPI STATE	L 59-85
Jan. 17	*at Vanderbilt	W 72-70
Jan. 24	*#24 TEXAS A&M	L 67-69
Jan. 27	*at #25 Missouri	L 65-74
Jan. 31	*at Ole Miss	+ 7 pm
Feb. 3	*GEORGIA	SECN 2 pm
Feb. 7	*KENTUCKY	+ 6 pm
Feb. 10	*at Arkansas	SECN 1 pm
Feb. 14	*at Tennessee	+ 6 pm
Feb. 17	*ALABAMA	SECN 3 pm
Feb. 24	*MISSOURI	+ 2 pm
Feb. 28	*SOUTH CAROLINA	+ 6 pm
Mar. 3	*at LSU	+ 2 pm
Mar. 6-10	SEC Tournament	Greenville
Mar. 22-25	NCAA First Round	TBD
M29-A1	NCAA Regionals	TBD
Apr. 5-7	Women's Final Four	Tampa

All times Central. Home Games in **BOLD CAPS**.

- 1 - Preseason WNIT (Campus sites)
- 2 - SEC/Big 12 Challenge
- 3 - Carolinas Challenge (Myrtle Beach, S.C.)
- + = SEC Network+ / ESPN3.com

AUBURN ATHLETICS COMMUNICATIONS

KIRK SAMPSON Associate AD
 kirk@auburn.edu
 WES TODD Assistant Director/WBB Contact
 wlt0006@auburn.edu
 C: 334-750-5682

Web.....AuburnTigers.com
 Twitter.....@AuburnWBB
 Facebook...../AuburnWBB
 Instagram.....@AuburnWBB
 Office Phone.....(334) 844-9800



GAME 21

at **Ole Miss** (8-13, 2-5 SEC)

Thursday, Jan. 31, 2019 • 7 p.m. CT



SiteOxford, Miss.
 VenueThe Pavilion at Ole Miss (9,500)
 TVSEC Network + (Seth Austin, John Stroud)
 RadioWTGZ 93.9 FM (Andy Burcham, Brit Bowen)
 Audio WebcastAuburnTigers.com
 Live Stats.....OleMissSports.com
 Twitter.....@AuburnWBB
 Series Record.....Auburn leads 35-25
 at Oxford.....Ole Miss leads 13-11
 Last Meeting.....Auburn 60, Ole Miss 55 (Feb. 25, 2018, at Auburn)

GAMEDAY BREAKDOWN


AUBURN TIGERS

Rankings.....AP: NR | Coaches: NR | RPI: 54
 2018-19 Record 15-5
 SEC.....3-4
 Home6-3
 Away7-2
 Neutral.....2-0
 Streak.....L2
 Head Coach.....Terri Williams-Flournoy
 Record at AU (Yrs.).....117-96 (7th)
 Overall Record (Yrs.).....260-200 (15th)
 Record vs. Ole Miss.....5-3

OLE MISS REBELS

Rankings.....AP: NR | Coaches: NR | RPI: 197
 2018-19 Record 8-13
 SEC.....2-5
 Home7-6
 Away1-4
 Neutral.....0-3
 Streak.....L2
 Head Coach.....Yolett McPhee-McCuin
 Record at UM (Yrs.).....8-13 (1st)
 Overall Record (Yrs.).....102-76 (6th)
 Record vs. Auburn.....0-1

AUBURN PROJECTED STARTERS



DAISHA ALEXANDER
 G • JR • 5-7
 Decatur, Ga.

PPG: 12.7
 RPG: 3.3
 APG: 1.9



ERICA SANDERS
 G • SR • 5-10
 San Antonio, Texas

PPG: 1.9
 RPG: 2.0
 APG: 0.8



UNIQUE THOMPSON
 F • SO • 6-3
 Theodore, Ala.

PPG: 12.2
 RPG: 10.5
 APG: 1.1



CRYSTAL PRIMM
 G • R-JR • 5-11
 West Palm Beach, Fla.

PPG: 11.5
 RPG: 4.0
 APG: 1.5



JANIAH MCKAY
 G • SR • 5-6
 Gainesville, Fla.

PPG: 14.7
 RPG: 2.6
 APG: 4.4

OFF THE BENCH

No.	Pos.	Name	Ht.	Year	PPG	RPG	Hometown
1	G	Robyn Benton	5-9	Fr.	6.6	1.3	Conyers, Ga.
2	G	Brooke Moore	5-7	Fr.	7.3	1.1	McDonough, Ga.
4	F	Abigail Jackson	6-3	So.	2.2	1.6	Little Rock, Ark.
5	G	Emari Jones*	6-2	Sr.	9.8	4.5	Chicago, Ill.
10	F	Kiyae' White	6-2	R-Fr.	1.5	1.6	Macungie, Pa.
24	G/F	Erin Howard	6-1	Fr.	2.9	2.5	Madison, Wis.
35	F	Natalie Kelly	6-3	Fr.	0.5	0.9	Albany, La.

*injured/out for season

Head Coach: Terri Williams-Flournoy
Assistants: Ty Evans, Adrian Walters, Clarisse Garcia

#WarEagle
#TeamOfExcellence



AuburnTigers.com



@AuburnWBB | @AuburnTigers
@AUCoachFlo



/AuburnWBB
/AuburnTigers

TEAM SCHEDULE AND MEDIA AVAILABILITY >> JANUARY 27-FEBRUARY 2 (times Central unless noted otherwise)

SUNDAY January 27	MONDAY January 28	TUESDAY January 29	WEDNESDAY January 30	THURSDAY January 31	FRIDAY February 1	SATURDAY February 2
GAME 2:00 Auburn at Missouri	OFF DAY	PRACTICE 4-6:30 p.m. Auburn Arena	PRACTICE 2-4 p.m. Auburn Arena Media Availability TBD	GAME 7:00 Auburn at Ole Miss	PRACTICE TBD Auburn Arena	PRACTICE TBD Auburn Arena
Interviews Postgame Return to Auburn	COACH FLO SHOW 6 p.m. Victory Grille		TRAVEL to Oxford, Miss.	Interviews Postgame		

AUBURN ATHLETICS COMMUNICATIONS

QUICK FACTS

AUBURNTIGERS.COM

For updated game notes, statistics and all the latest information on Auburn basketball and gameday activities, go to AuburnTigers.com.

INTERVIEW POLICIES

- Coach Williams-Flournoy, assistant coaches and selected athletes are available for phone and personal interviews by contacting Wes Todd in the athletic communications office.
- Following home games, interviews with Coach Flo and selected players will be conducted in the media room following a 10-minute cooling-off period. Visiting coaches and players, if requested, will be available first.
- Interviews following road contests will be conducted in accordance with the home team's media policies.
- Practices are generally closed to the public, but media may cover practice with advance notice.**

CREDENTIALS

Anyone wishing to cover Auburn women's basketball should contact Wes Todd in the communications office at least one day in advance in order to make the proper arrangements. Game credentials will be held at media will call, located inside the scholarship entrance at Auburn Arena. Parking passes are not needed, except for men's/ women's doubleheaders.

GAME DAY SERVICES

Notes for both teams and flip cards will be provided prior to the game. Stats will be distributed at halftime and after the game. Wireless internet is available in the Arena.

VIDEO SERVICES

FTP feeds of selected Auburn basketball highlights are available for the media. A number of studio and satellite services may be arranged for electronic media by calling War Eagle Productions at 334-750-4345.

PHOTO SERVICES

For photos of Auburn women's basketball or anything pertaining to Auburn Athletics, contact Wade Rackley at 334-750-6907 or via email at wwr0004@auburn.edu.

COMMUNICATIONS STAFF

- Wes Todd Women's Basketball contact
cell: 334-750-5682
email: wlt0006@auburn.edu
- Grant Keith Student assistant/WBB
email: gak0005@auburn.edu
- Kirk Sampson Associate AD
cell: 334-750-1385
email: sampska@auburn.edu

GENERAL INFORMATION

Location..... Auburn, Ala.
Founded1856
Enrollment.....29,776
Nickname Tigers
Colors..... Burnt Orange and Navy Blue
Facility (Capacity) Auburn Arena (9,121)
President Dr. Steven Leath
Director of Athletics Allen Greene
Sr. Assoc. AD/SWA..... Monique Holland

WOMEN'S BASKETBALL HISTORY

First Year of Women's Basketball1971
All-Time Record (Years).....928-474 (48th)
All-Time SEC Record (since 1981) 230-233
All-Time Home Record430-116
at Auburn Arena (since 2010).....83-45
NCAA Tournament Appearances..... 20
Last NCAA App./Result..... 2017 - First Round
SEC Regular-Season Championships 5
..... 1981, 1987, 1988, 1989, 2009
SEC Tournament Championships..... 4
..... 1981, 1987, 1990, 1997

COACHING & SUPPORT STAFF

Head Coach..... Terri Williams-Flournoy
Alma Mater, Year Penn State, 1991
Overall Record 260-200 (.565) / 15th year
Auburn Record117-96 (.549) / 7th year
Associate Head Coach (Year at Auburn) Ty Evans (7th)
Alma Mater, Year Wisconsin-Whitewater (1995)
Assistant Coach (Year at Auburn)Adrian Walters (7th)
Alma Mater, Year St. Francis (Pa.) (1987)
Assistant Coach (Year at Auburn)Clarisse Garcia (3rd)
Alma Mater, Year Villanova (2007)
Strength & Conditioning CoachClaus Souza
Director of Basketball Operations Bianca Webb
Director of Basketball Services Justin Peak
Athletic Trainer..... Catherine Gordon
Grad. Student Mgrs Anthony Evans, Rebecca Walthall

GAMEDAY EXPERIENCE: AUBURN ARENA

>> Auburn Arena is in its ninth season as home of Auburn Basketball. The Tigers are 83-45 since moving to the Arena in 2010-11. The facility seats 9,121 for basketball and also hosts Auburn volleyball and gymnastics.



TEAM INFORMATION

2017-18 Record14-15
2017-18 SEC Record 5-11
SEC Finish..... 10th
Starters Returning/Lost4/1
Letterwinners Returning/Lost 6/6
Squad Members Returning..... 2
Newcomers.....4

AUBURN TIGERS SPEED CHART

Overall: 15-5 SEC: 3-4

Head Coach: Terri Williams-Flournoy (7th Season)

Daisa Alexander - DAY-zha
Emari Jones - e-MAR-ee
Janiah McKay - jah-NYE-uh

Kiyae' White - kye-YAY
Terri Williams-Flournoy - Fluh-NOY

			Pts	Reb	Stl	Ast	Blk	
0	DAISA ALEXANDER G • 5-8 • Jr. • Decatur, Ga. • Southwest DeKalb HS	Season High	22	8	5	8	1	<ul style="list-style-type: none"> • 2018 SEC All-Defensive Team • Back-to-back 22-point games at UF, Alabama • GW jumper/FT w/ :17 left at New Mexico (11/11) • Led SEC in steals in '18 (2.8/game) • Career-high 25 pts at Indiana (12/3/17)
		Career High	25	8	7	8	2	
		PPG	RPG	APG	FG	3FG	FT	
		18-19	12.7	3.3	1.9	.415	.368	
1	ROBYN BENTON G • 5-9 • Fr. • Conyers, Ga. • Greater Atlanta Christian	Season High	16	5	3	3	1	<ul style="list-style-type: none"> • SEC Freshman of the Week (1/22) • GW jumper/FT w/ :8.6 left at Vandy (1/17) • 15 pts; 5-5 on 3-pt FG at Elon (12/22) • 16 pts in Auburn debut vs. Grambling (11/6) • Sister of fmr. UT football player Inky Johnson
		Career High	16	5	3	3	1	
		PPG	RPG	APG	FG	3FG	FT	
		18-19	6.6	1.3	0.8	.411	.435	
2	BROOKE MOORE G • 5-7 • Fr. • McDonough, Ga. • Henry County HS	Season High	23	4	1	3	1	<ul style="list-style-type: none"> • SEC Freshman of the Week (12/31) • Career-high 23 points; 5 3FG vs Ala. St. (12/29) • Made four 3-pointers vs. Elon, Miss. State • Missed first five games with injury • No. 42 national overall prospect; No. 11 guard
		Career High	23	4	1	3	1	
		PPG	RPG	APG	FG	3FG	FT	
		18-19	7.3	1.1	0.7	.358	.356	
3	ERICA SANDERS G • 5-10 • Sr. • San Antonio, Texas • Johnson HS	Season High	6	6	3	3	1	<ul style="list-style-type: none"> • 1st career 3-pt FG to beat 3Q buzzer at Vandy • 6 rebs, 3 stls vs. Alabama St. (12/29) • Made 1st app. of 18-19 vs. N. Carolina (12/20) • Missed 1st 9 games of 18-19 w/ knee injury • Career-high 6 steals vs. LA Tech (11/19/17)
		Career High	9	7	6	5	1	
		PPG	RPG	APG	FG	3FG	FT	
		18-19	1.9	2.0	0.8	.533	1.000	
4	ABIGAYLE JACKSON F • 6-3 • So. • Little Rock, Ark. • Little Rock Central HS	Season High	6	6	1	1	3	<ul style="list-style-type: none"> • 6 pts, 6 reb off bench vs. Nicholls • Played 28 games in '18, started 12 • Led AU with 22 blocks in '18 • 2.0 ppg, 1.7 rpg as a freshman • #1 HS player in Arkansas in class of '17
		Career High	13	7	3	1	3	
		PPG	RPG	APG	FG	3FG	FT	
		18-19	2.2	1.6	0.2	.529	.333	
5	EMARI JONES G • 6-0 • Sr. • Chicago, Ill. • Shawnee CC	Season High	15	10	2	3	1	<ul style="list-style-type: none"> • Out for season (knee); injured vs. Alabama St. • AU's leading 3-point shooter; 26 made in 18-19 • NJCAA All-American, national leading scorer at Shawnee CC in '16 (742 pts.)
		Career High	18	10	3	3	2	
		PPG	RPG	APG	FG	3FG	FT	
		18-19	9.8	4.5	1.5	.390	.351	
10	KIYAE' WHITE F • 6-2 • R-Fr. • Macungie, Pa. • Emmaus HS	Season High	5	4	1	2	-	<ul style="list-style-type: none"> • 4 pts, 4 rebs, key steal/score at St. Joseph's • Redshirted '17-18 while rehabbing knee injury • #20 forward, 3-star by ESPN HoopGurlz • Leading rebounder at Emmaus HS
		Career High	5	4	1	2	-	
		PPG	RPG	APG	FG	3FG	FT	
		18-19	1.5	1.6	0.4	.385	-	
20	UNIQUE THOMPSON F • 6-3 • So. • Theodore, Ala. • Faith Academy	Season High	21	19	4	4	3	<ul style="list-style-type: none"> • Preseason All-SEC Second Team • 21 pts, 18 rebs vs. North Carolina (12/20) • 19 pts, career-hi 19 rebs at new Mexico • 7 double-doubles in 2018-19; 14 career • Career-high 29 pts at ULL (12/8/17)
		Career High	29	19	4	4	6	
		PPG	RPG	APG	FG	3FG	FT	
		18-19	12.2	10.5	1.1	.583	-	
23	CRYSTAL PRIMM G • 5-11 • R-Jr. • West Palm Beach, Fla. • Duke	Season High	18	7	7	4	1	<ul style="list-style-type: none"> • Career-high 18 points vs. UNC (12/20) • 15 pts, 4 rebs in Auburn debut vs. Grambling • Career-high 7 steals vs. Miss. State (1/14) • Redshirted '17-18 after transfer from Duke • Played 33 gms as soph at Duke in '16-17
		Career High	18	7	7	4	1	
		PPG	RPG	APG	FG	3FG	FT	
		18-19	11.5	4.0	1.5	.521	.000	
24	ERIN HOWARD F/G • 6-1 • Fr. • Madison, Wis. • Madison East HS	Season High	11	7	3	5	2	<ul style="list-style-type: none"> • 1st start vs. Tenn.; career-high 11 points (1/3) • Career-hi 7 rebs, 2 blocks at Elon (12/22) • Had 5 assists, 3 steals at Alabama (1/10) • Ranked No. 21 forward nationally out of HS • 1st AU player from state of Wisconsin
		Career High	11	7	3	5	2	
		PPG	RPG	APG	FG	3FG	FT	
		18-19	2.9	2.5	1.2	.269	.208	
33	JANIAH MCKAY G • 5-6 • Sr. • Gainesville, Fla. • Gainesville HS	Season High	23	6	4	10	2	<ul style="list-style-type: none"> • SEC Player of the Week (12/23) • Season-high 23 points at Missouri (1/27) • 16 pts, 6 reb, 6 ast, 3 stl at Florida (1/6) • 20+ points in five games this year • 2nd career dbl-dbl (16p/10a) vs. Grambling
		Career High	29	8	6	13	2	
		PPG	RPG	APG	FG	3FG	FT	
		18-19	14.7	2.6	4.4	.424	.280	
35	NATALIE KELLY F • 6-3 • Fr. • Albany, La. • Albany HS	Season High	2	3	1	-	1	<ul style="list-style-type: none"> • Ranked as No. 38 post player nationally • Avg. 17.1 pts, 12.1 reb, 3.3 stls as HS junior • 2x all-metro selection (Baton Rouge)
		Career High	2	3	1	-	1	
		PPG	RPG	APG	FG	3FG	FT	
		18-19	0.5	0.9	0.0	.250	-	

Series History

Auburn vs. Ole Miss 35-25 (.583)

In Auburn: 18-8
 --At Auburn Arena: 5-1
 In Oxford: 11-13
 Neutral Sites: 6-4
 Trend: Auburn has won 8 of last 11 meetings

Dec. 8, 1978	L	62-107	Auburn
Feb. 13, 1980	L	65-71 (OT)	Oxford, Miss.
Jan. 2, 1982	L	68-69	Auburn
Jan. 30, 1982	L	44-58	Oxford, Miss.
Jan. 19, 1983	L	54-63	Oxford, Miss.
Feb. 2, 1983	W	79-77	Auburn
Mar. 5, 1983	L	62-73	Knoxville, Tenn.*
Jan. 7, 1984	W	58-49	Auburn
Jan. 25, 1984	L	45-46	Oxford, Miss.
Jan. 19, 1985	L	68-75	Oxford, Miss.
Feb. 11, 1985	L	65-66	Auburn
Feb. 22, 1986	W	81-56	Auburn
Mar. 20, 1986	L	55-56 (OT)	Austin, Texas@
Jan. 24, 1987	W	66-62	Oxford, Miss.
Jan. 30, 1988	W	71-70	Auburn
Mar. 6, 1988	W	69-60	Albany, Ga.*
Feb. 14, 1989	W	71-63	Oxford, Miss.
Mar. 25, 1989	W	77-51	Auburn@
Feb. 17, 1990	W	60-54	Auburn
Mar. 4, 1990	W	72-71(OT)	Albany, Ga.*
Feb. 10, 1991	W	79-54	Oxford, Miss.
Mar. 2, 1991	W	76-50	Albany, Ga.*
Dec. 20, 1991	L	51-62	Auburn
Mar. 7, 1992	L	52-58	Albany, Ga.*
Dec. 16, 1992	W	57-47	Oxford, Miss.
Mar. 6, 1993	L	55-69	Chattanooga, Tenn.*
Jan. 8, 1994	W	65-42	Auburn
Jan. 8, 1995	L	58-61	Oxford, Miss.
Feb. 24, 1996	W	59-58	Auburn
Feb. 22, 1997	L	61-67	Oxford, Miss.
Feb. 28, 1997	W	72-64	Chattanooga, Tenn.*
Jan. 28, 1998	W	65-44	Oxford, Miss.
Feb. 21, 1998	W	76-56	Auburn
Jan. 28, 1999	W	71-62	Auburn
Feb. 21, 1999	L	77-86	Oxford, Miss.
Feb. 20, 2000	W	67-63	Auburn
Feb. 18, 2001	W	59-48	Oxford, Miss.
Jan. 31, 2002	L	53-63	Auburn
Feb. 2, 2003	W	61-48	Oxford, Miss.
Feb. 12, 2004	W	82-70	Oxford, Miss.
Feb. 24, 2005	W	82-68	Auburn
Jan. 15, 2006	L	48-51	Auburn
Feb. 12, 2006	L	61-64	Oxford, Miss.
Jan. 4, 2007	L	66-74	Auburn
Feb. 25, 2007	W	64-56	Oxford, Miss.
Feb. 21, 2008	L	68-76	Oxford, Miss.
Feb. 5, 2009	W	72-65	Auburn
Mar. 6, 2009	W	71-65	N. Little Rock, Ark.*
Feb. 25, 2010	L	61-65	Oxford, Miss.
Jan. 13, 2011	W	85-73	Auburn
Jan. 29, 2012	W	67-54	Oxford, Miss.
Feb. 26, 2012	W	46-43	Auburn
Jan. 10, 2013	W	76-52	Auburn
March 2, 2014	L	71-73 (OT)	Oxford, Miss.
March 6, 2014	W	70-54	Duluth, Ga.*
Feb. 19, 2015	L	46-51	Auburn
Feb. 11, 2016	W	65-60	Oxford, Miss.
Jan. 8, 2017	W	83-60	Auburn
Feb. 16, 2017	L	59-63	Oxford, Miss.
Feb. 25, 2018	W	60-55	Auburn

* SEC Tournament
 @ NCAA Tournament

Auburn Women's Basketball Quick Hitters

- This is the 61st meeting between Auburn and Ole Miss in women's basketball
- Auburn leads the series 35-25 and has won 8 of the last 11 meetings
- The Tigers won 60-55 on Senior Day last season at Auburn
- This is Auburn's fifth road game of January
- Five of the last seven meetings between Auburn and Ole Miss have been decided by five points or less, including the last three games in Oxford
- Auburn leads the SEC and ranks 5th in the NCAA in steals per game (12.4)
- Auburn has forced 20 or more turnovers in 16 of 20 games this season, including 11 of the last 12
- The Tigers are averaging 25.6 points per game off opponent turnovers
- Auburn rallied from a 20-point, third-quarter deficit at Vanderbilt on Jan. 17 to win 72-70; it's the largest comeback in an SEC game since 2003 and believed to be the biggest in Auburn history
- Freshman Robyn Benton hit the game-winning shot + free throw at Vanderbilt and was named SEC Freshman of the Week
- Sophomore Unique Thompson has recorded eight double-doubles in 20 games, including three straight against New Mexico, Iowa State and UL-Lafayette; she now has 15 in her career, tied for 8th in Auburn history
- Junior Crystal Primm had a career-high 7 steals vs. Mississippi State, tied for the most by an SEC player this season and the most in a conference game so far in 2019
- Senior Janiah McKay passed Le'Coe Willingham for 12th all-time in scoring at Auburn with 23 points at Missouri; she now has 1,492 points
- All five of Auburn's losses this season have come to teams ranked in the AP Top 25 - either currently ranked (Iowa State) or ranked at the time of the game (Tennessee, Mississippi State, Texas A&M, Missouri)
- The Tigers went undefeated in December for the second straight season
- Auburn shot 63.3% (38-of-60) from the field in a 96-44 win at Elon on Dec. 22; it was Auburn's best shooting day since hitting 64.2% (34-of-53) in a 91-62 win at UAB on Nov. 26, 2008
- Auburn broke the school record for 3-pointers for the second time in 20 days on Dec. 22, hitting 14 treys in a 96-44 win at Elon; 11 of the 14 Auburn 3-pointers were made by freshmen
- Auburn's 96 points at Elon on Dec. 22 were its most in a true road game since a 96-71 win at UAB on Dec. 14, 1999
- Under Coach Flo, Auburn is 6-0 when scoring at least 90 points and 31-1 when scoring at least 80 points
- Auburn topped the 80-point mark eight times in its first 13 games this season; the Tigers had scored 80+ points eight times in the previous 83 games dating back to the 2015-16 season
- Auburn's win over North Carolina on Dec. 20 was the Tigers' first overtime game since 2017 and improves Auburn's all-time overtime record to 20-20
- The Tigers scored 38 points off turnovers in a win over North Carolina on Dec. 20, the most since scoring 40 points off turnovers vs. George Mason on Dec. 23, 2015

Moving On Up (Auburn Career Milestone Watch) . . .

- **Janiah McKay** is 12th in career points scored with 1,492; needs 22 to tie for 11th (Tyrese Tanner, 1,515)
- **Janiah McKay** is 10th in career assists with 401; needs 13 to tie for 8th (Tiffany Krantz, 414)
- **Janiah McKay** is tied for 10th in career steals with 202 ; needs 6 to tie for 9th (DeWanna Bonner, 208)
- **Janiah McKay** is 3rd in career free throws made with 386; needs 54 to tie for 2nd (Carolyn Jones, 438)
- **Janiah McKay** is 7th in career free-throw percentage (.769)
- **Unique Thompson** is tied for 8th in career double-doubles (15); needs 4 to tie for 7th (Becky Jackson, 19)
- **Unique Thompson** needs 54 rebounds to enter the Auburn all-time top 30 (Ruthie Bolton, 490)
- **Coach Terri Williams-Fournoy** won her 250th game as a head coach vs. Xavier (La.) on Nov. 28

INDIVIDUAL CATEGORY LEADERS

Auburn	Ole Miss
Janiah McKay - 14.7Points.....	Crystal Allen - 18.2
Unique Thompson - 10.5Rebounds.....	Shandricka Sessom - 5.8
Janiah McKay - 4.4Assists.....	Mimi Reid - 4.6
Janiah McKay - 2.4Steals.....	Allen/Dunlap - 1.0
Unique Thompson - 0.8Blocks.....	Jhileiya Dunlap - 1.6
Janiah McKay - 31.0Minutes Played.....	Crystal Allen - 35.0
Unique Thompson - .583Field Goal Percentage.....	Cecilia Muhate - .486
Robyn Benton - .4353-Point Percentage.....	Shandricka Sessom - .372
Janiah McKay - .802Free-Throw Percentage.....	Crystal Allen - .861

OPENING TIP

» The Auburn Tigers play their fifth road game of January when they travel to Oxford, Miss., to take on Ole Miss at 7 p.m. Thursday.
 » Auburn is 15-5 (3-4 SEC) on the season; the Tigers were unable to overcome a slow start in a 74-65 loss at No. 25 Missouri on Sunday.
 » Ole Miss is 8-13 overall (2-5 SEC) and fell on the road at No. 7 Mississippi State 80-49 on Sunday.

LAST TIME OUT

» Janiah McKay scored a season-high 23 points, but Auburn was unable to overcome a big early deficit in a 74-65 loss at No. 25 Missouri Sunday afternoon.
 » Auburn (15-6, 3-4 SEC) cut what had been a 29-point Missouri lead to as few as eight points in the fourth quarter and outscored the host Tigers by 20 points over the final 14 minutes, but a difficult first quarter was too much for Auburn to overcome.
 » McKay's 23 led four Tigers in double figures. Crystal Primm added 12 points, Daisa Alexander had 11 and Brooke Moore scored 10.
 » After missing its first 11 shots, Auburn finished at 42% for the game. Missouri hit 11 3-pointers in the first half but was held to just one in the second half and finished at 49% from the field for the game. Auburn scored 20 points off 17 Missouri turnovers.

UP NEXT

» The Tigers play at home on Super Bowl Sunday for the first time since 2011 when Auburn hosts Georgia at 2 p.m. CT. The game will be televised by SEC Network.

AN AUBURN WIN WOULD...

» Give Auburn a 4-4 SEC record at the end of January.
 » Be Auburn's fourth win in the last five meetings with Ole Miss.
 » Give the Tigers four road wins in SEC play, the most since going 4-4 in SEC road games in 2013-14.

AUBURN VS. OLE MISS

» Auburn is 35-25 all-time against Ole Miss in a series that dates back to 1978. The Rebels own a 13-11 edge in games played in Oxford, and the teams have split the two previous meetings at The Pavilion.
 » Five of the last seven meetings between the teams have been decided by five points or less, including the last three games in Oxford.

LAST MEETING (Feb. 22, 2018 in Auburn): Auburn 60, Ole Miss 55

» Daisa Alexander led all scorers with 21 points, and Auburn women's basketball sent its five seniors out in style with a 60-55 victory over Ole Miss at Auburn Arena.
 » It was the fifth win in six years on Senior Day for Auburn, which picked up its 11th home victory of the season and secured a winning SEC record at home for the second time in three seasons.
 » Alexander topped the 20-point mark for the sixth time this season on 7-of-12 shooting, including a perfect 3-for-3 day from beyond the 3-point arc. She also had three steals in the game. Unique Thompson added 15 points and nine rebounds, and Janiah McKay scored 12 points and had a game-high six assists. Erica Sanders came off the bench to grab a game-high four steals, and Emari Jones added seven points off the bench.
 » The Tigers forced Ole Miss into 25 turnovers that turned into 22 Auburn points. It marks the 10th time this season for Auburn to force 25 or more opponent turnovers; the Tigers are 8-2 in those games. Auburn shot 40 percent (20-of-50) for the game and 46.2 percent (6-of-13) from 3-point range.

SCOUTING OLE MISS

» Ole Miss is 8-13 overall, 2-5 in SEC play. The Rebels' two wins in league play game against Florida and Kentucky.
 » The Rebels average 60.7 points per game but lead the league in free-throw percentage in conference games, hitting 82.6 percent from the line in league play.
 » Senior Crystal Allen is the SEC's second-leading scorer, averaging 18.2 points per game. She has the league's high-scoring game of the year, a 34-point effort vs. North Florida on Dec. 28 where she made nine 3-pointers.
 » Head coach Yolett McPhee-McCuin is in her first season at Ole Miss. The Tigers have faced her once previously, while she was head coach at Jacksonville - Auburn won 53-41 at home on Dec. 28, 2016.

SCOUTING AUBURN

» Auburn is 15-5 on the season and 3-4 in the SEC. All five Auburn losses have come to teams that are currently or were at the time of the game ranked in the AP Top 25.
 » The Tigers have the third-most potent offense in the SEC (32nd NCAA), averaging 76.4 points/game. Auburn also forces an average of 21.6 opponent turnovers, which also ranks second in the SEC and 18th nationally.
 » Senior point guard Janiah McKay averages a team-leading 14.7 points/game and has topped 20 points five times, including a season-high 23 at Missouri. She is also seventh in the SEC with 4.4 assists/game.
 » Sophomore forward Unique Thompson can be a force under the basket and has been key to Auburn's success this year. She has eight double-doubles in 20 games and averages 12.7 points and 10.5 rebounds (3rd in SEC). She has 15 career double-doubles, tied for 8th in Auburn history and 5th among active SEC players.
 » Redshirt junior Crystal Primm has given Auburn consistent minutes in her first season on The Plains, averaging 11.5 points and 4.0 rebounds. A transfer from Duke after the 2016-17 season, Primm scored a career-high 18 points against her former school's archrival, North Carolina, on Dec. 20. She also had a career-high 7 steals vs. Mississippi State.
 » Junior Daisa Alexander is averaging 12.7 points/game and has been Auburn's leading scorer in three SEC games (22 vs. Florida & Alabama; 18 vs. Mississippi State).
 » The Tigers' incoming freshman class was ranked No. 13 by ESPN HoopGurlz and included two top-50 prospects in Robyn Benton (#17 overall; #6 guard) and Brooke Moore (#42 overall; #11 guard). Benton and Moore have both been named SEC Freshman of the Week this year.

OFFENSIVE EXPLOSION

» With 97 points in the season-opening win over Grambling, Auburn hit the 90-point plateau for the fourth time in the Coach Flo era and the first since scoring 92 on Nov. 17, 2014 - also against Grambling.
 » Auburn's 95-point effort against Oklahoma on Dec. 2 gave the Tigers two 90-point games in the same season for the first time since the 2008-09 season, when Auburn topped the 90-point mark six times.
 » The Tigers' 95 points against Oklahoma were the most scored by Auburn against a Power-5 conference opponent (SEC, ACC, Big Ten, Big 12, Pac-12) since 1990, when the Tigers beat Vanderbilt 96-93 in 2 OT.
 » Auburn scored 96 points in a 52-point victory at Elon on Dec. 22. It marked Auburn's highest point total in a true road game since a 96-71 win at UAB on Dec. 14, 1999.
 » The Tigers have scored at least 80 points in eight games this season; Auburn scored 80+ in six games

SEC Standings & Schedule

	<i>(thru games of Jan. 28)</i>					
	SEC Games			All Games		
	W	L	Pct.	W	L	Pct.
Mississippi St.	7	0	1.000	19	1	.950
South Carolina	6	1	.857	14	5	.737
Arkansas	5	2	.714	16	5	.762
Texas A&M	5	2	.714	16	4	.800
Missouri	5	3	.625	16	6	.727
Kentucky	4	3	.571	17	4	.810
AUBURN	3	4	.429	15	5	.750
Georgia	3	4	.429	12	8	.600
LSU	3	4	.429	12	7	.632
Alabama	3	5	.375	11	10	.524
Ole Miss	2	5	.286	8	13	.381
Tennessee	2	5	.286	13	7	.650
Florida	1	6	.143	5	15	.250
Vanderbilt	1	6	.143	6	14	.300

Sunday, Jan. 27

*Alabama 58, Georgia 53
 *Arkansas 83, Florida 73
 *Missouri 74, Auburn 65
 *Mississippi State 80, Ole Miss 49
 *Tennessee 74, LSU 65
 *Texas A&M 73, Kentucky 71

Monday, Jan. 28

*South Carolina 80, Vanderbilt 69

Thursday, Jan. 31

*South Carolina at Kentucky 5:30 p.m. SECN
 *Florida at Tennessee 6 p.m. SEC+
 *Mississippi State at LSU 6:30 p.m. SEC+
 *Auburn at Ole Miss 7 p.m. SEC+
 *Georgia at Arkansas 7 p.m. SEC+
 *Vanderbilt at Texas A&M 7:30 p.m. SECN



Sunday, Feb. 3

*Mississippi State at Alabama Noon SECN
 *Florida at Kentucky 1 p.m. ESPN2
 *Georgia at Auburn 2 p.m. SECN
 *Ole Miss at Texas A&M 2 p.m. SEC+
 *Tennessee at Vanderbilt 2 p.m. ESPN2
 *South Carolina at Arkansas 4 p.m. SECN

Monday, Feb. 4

*Missouri at LSU 6 p.m. SECN

Inside the Numbers

CATEGORY		
	AUBURN	OLE MISS
Points Per Game	76.4	60.7
Scoring Margin	+11.3	-5.4
Field Goal %	44.1%	39.8%
Opp. Field Goal %	41.6%	38.4%
3 pt Field Goal %	33.9%	33.2%
Opp. 3FG %	35.5%	30.1%
Rebounds	35.5	36.3
Opp. Rebounds	35.4	38.5
Rebound Margin	+0.1	-2.2
Turnovers	13.6	16.8
Opp. Turnovers	21.6	13.8
Steals	12.4	5.9
Opp. Steals	7.4	7.1
Blocks	2.7	3.8
Opp. Blocks	2.0	2.1

Associated Press Top 25

(Week 13: Jan. 28)

Rk	Team	Record	Prev
1	Baylor (24)	17-1	2
2	Connecticut (2)	18-1	3
3	Louisville (2)	19-1	4
4	Oregon	19-1	5
5	Notre Dame	19-2	1
6	Mississippi State	19-1	7
7	NC State	20-0	8
8	Stanford	17-2	6
9	Oregon State	17-3	9
10	Marquette	18-3	10
11	Maryland	18-2	11
12	Texas	17-3	12
13	Iowa	16-4	17
14	Utah	18-1	21
15	Gonzaga	19-2	18
16	South Carolina	13-5	19
17	Rutgers	16-4	14
18	Syracuse	16-4	13
19	Kentucky	17-4	15
20	Texas A&M	16-4	24
21	Arizona State	14-6	16
22	Michigan State	15-5	23
23	Iowa State	15-4	20
24	Florida State	17-3	22
25	BYU	17-3	NR

Also receiving votes: Miami, Drake, South Dakota, Missouri, DePaul, New Mexico, California, Clemson, Rice, UCF, Minnesota.

USA TODAY Coaches' Top 25

(Week 13: Jan. 29)

Rk	Team	Record	Prev
1	Baylor (19)	17-1	3
2	Connecticut (11)	18-1	2
3	Louisville	19-1	4
4	Oregon (1)	19-1	5
5	Notre Dame (1)	19-2	1
6	Mississippi State	19-1	6
7	NC State	20-0	8
8	Stanford	17-2	7
9	Marquette	18-3	9
10	Maryland	18-2	10
11	Oregon State	17-3	11
12	Iowa	16-4	15
13	Gonzaga	19-2	17
14	Texas	17-4	13
15	Kentucky	17-4	12
16	Syracuse	16-4	14
17	Utah	18-1	24
18	South Carolina	14-5	20
19	Rutgers	16-4	18
20	Arizona State	14-6	16
21	Florida State	17-3	19
22	Michigan State	15-5	21
23	Miami	18-4	23
24	Texas A&M	16-4	25
25	Iowa State	15-5	22

Also receiving votes: Drake, South Dakota, New Mexico, California, DePaul, Central Florida, Troy, BYU, Missouri, Arkansas, West Virginia.

combined over the previous two seasons.

» Under Coach Flo, Auburn is 6-0 when scoring at least 90 points and 31-1 when scoring at least 80 points.

COMEBACK KIDS

» Auburn completed what is believed to be the biggest comeback in program history on Jan. 17 when the Tigers overcame a 20-point, third-quarter deficit to pull off a 72-70 win at Vanderbilt. Auburn trailed 49-29 with less than 8 minutes to play in the third quarter and outscored the Commodores 43-21 the rest of the way.

» The previous biggest comeback (with records dating to the mid-1990s) came Feb. 8, 1995, when Auburn overcame a 19-point deficit to earn a 66-64 win at Western Kentucky.

» Under Coach Flo, the Tigers have overcome deficits of 15 points or more on nine occasions, including five deficits of exactly 17 points.

LARGEST DEFICITS OVERCOME - COACH FLO ERA

Deficit	Time	Opponent	Final Score	Date
20	3Q, 7:56	at Vanderbilt	72-70	1/17/19
17	1Q, 0:24	Tennessee	79-61	1/19/17
17	3Q, 5:27	at Vanderbilt	64-59	1/12/17
17	4Q, 9:49	Indiana	71-67	11/27/16
17	2Q, 3:51	Kentucky	66-61	1/3/16
17	2H, 17:35	Alabama	70-65 (2OT)	2/27/14
16	1Q, 3:19	Florida	84-55	12/31/17
16	1H, 0:19	at Tulane	70-65	11/28/13
15	1H, 7:10	Missouri	67-59	2/24/13

BALANCED SCORING RETURNS

» Auburn has four players averaging double-digit scoring. Janiah McKay, Unique Thompson, Daisa Alexander, and Crystal Primm - four of Auburn's starting five - all average at least 11 points per game.

» For the first time since 2008, Auburn had six players finish in double-figures in the Tigers' 97-48 win over Grambling on Nov. 6.

» Junior Janiah McKay and freshman Robyn Benton led the way with 16 points, followed by junior Crystal Primm (15), sophomore Unique Thompson (14), and junior Daisa Alexander and senior Emari Jones (13).

» The last time Auburn had at least six players score 10+ points, seven players did it against Sam Houston State on Dec. 5, 2008, when the Tigers set a school record with 119 points. That night, it was KeKe Carrier (19), DeWanna Bonner (18), Allie Smalley (16), Whitney Boddie (13), Reneisha Hobbs (13), Chantel Hilliard (13) and Sherell Hobbs (13).

» The Tigers have had at least five players score in double figures in five games this season.

SEEING DOUBLE

» Auburn players have recorded nine double-doubles through 18 games with eight coming from sophomore Unique Thompson.

» Thompson picked up her first SEC double-double of the year with 19 points and 12 rebounds against No. 10 Tennessee on Jan. 3. She added a second conference double-double with 16 points and 13 rebounds at Vanderbilt on Jan. 17.

» Thompson played a career-high 43 minutes and scored 21 points with 18 rebounds in an 86-81 OT win over North Carolina on Dec. 20.

» Thompson earned her fifth double-double with 14 points and 17 rebounds in a 95-79 win over Oklahoma on Dec. 2.

» Thompson had 16 points and 13 rebounds for her third straight double-double and fifth of the season vs. Louisiana-Lafayette (11/25). She has now had 3 straight double-doubles in back-to-back seasons.

» With her 19-point, 14-rebound effort at Iowa State, Thompson recorded her 10th career double-double. She

had reached the milestone by halftime with 16 points and 10 rebounds in the opening 20 minutes; it was the second time in her career she had a double-double by halftime.

» Thompson's 19-point, 19-rebound double-double at New Mexico was her second of the season and marked a career-high in rebounding for the Auburn sophomore.

» Thompson picked up where she left off in 2017-18 with her eighth career double-double, notching 14 points and 13 rebounds in the season-opener against Grambling. And Janiah McKay earned the second of her career with 16 points and 10 assists.

» The last time two Auburn players had a double-double in the same game was Dec. 13, 2015, at Marquette, when Tra'Cee Tanner (13 pts/12 rebs) and Brandy Montgomery (24 pts/12 rebs) did so.

TURNING UP THE PRESSURE

» Auburn has forced at least 20 turnovers in 11 of their last 12 games and 16 of 20 this season. The Tigers are averaging 25.6 points off opponent turnovers.

» The Tigers are 5-0 this season and 49-8 under Coach Flo when forcing at least 25 turnovers.

» The Tigers scored 38 points off 27 North Carolina turnovers in an 86-81 OT win on Dec. 20 in Myrtle Beach, the most points off turnovers since scoring 41 vs. George Mason on Dec. 23, 2015.

» Auburn forced a season-high of 29 turnovers against Samford on Dec. 16, turning those into 30 points. The Tigers then forced 23 turnovers by Coastal Carolina two days later, scoring another 30 points.

» As of Jan. 29, Auburn ranks No. 6 in the nation in turnover margin (+7.9), No. 5 in steals per game (12.4) and No. 18 in turnovers forced (21.6).

» Last season, the Tigers forced at least 20 turnovers in 23 of 29 games, including 10 games with at least 25 opponent turnovers. Auburn was 8-2 last year when forcing at least 25 turnovers. Auburn ranked No. 2 in the nation in steals (13.2/game) and No. 3 in turnovers forced (22.9) for the 2017-18 season.

RAINTHREE COUNTY

» Auburn has broken the school record for single-game 3-pointers twice so far this year. The most recent setting of the record game Dec. 22 at Elon when Auburn made 14 3-pointers; 11 of those came from freshmen - 5 from Robyn Benton, 4 from Brooke Moore, 2 from Erin Howard. Daisa Alexander, Emari Jones and Janiah McKay had one apiece.

» 20 days earlier, Auburn set a new school record with 13 made 3-pointers in a 95-79 win over Oklahoma on Dec. 2. The Tigers got four apiece from Jones and Benton, three from Alexander and two from Moore.

» The previous record for a single game had been 12, set on Dec. 5, 2007, in a 99-47 win over Colgate. Since 2000, the Tigers have made at least 10 treys in a game 10 times; the most recent was an 82-75 win at Florida on New Year's Day in 2017 when Auburn hit 11 from long range.

» Auburn is averaging 7.1 made 3-pointers per game this season with 141 makes through 20 games. The program record for 3-pointers in a season is 181 (5.7/game), set during the 2016-17 season.

WORKING OVERTIME

» Auburn played its first overtime game since 2017 on Dec. 20, defeating North Carolina 86-81 in the Carolinas Challenge in Myrtle Beach, S.C. It was Auburn's first OT win since defeating Arkansas 71-60 on Jan. 24, 2016.

CROSS-COUNTRY TREK

» From Nov. 10-14 as part of the Preseason WNIT

that featured road games at New Mexico and Iowa State, the Tigers traveled 3,741 miles and visited six states in five days:

- Auburn to Atlanta Airport: 100 miles
- Atlanta to Albuquerque: 1,271 miles
- Albuquerque to Phoenix: 330 miles
- Phoenix to Des Moines: 1,155 miles
- Des Moines to Ames (and back): 80 miles
- Des Moines to St. Louis: 237 miles
- St. Louis to Atlanta: 468 miles
- Atlanta to Auburn: 100 miles

>> Auburn also made treks to New Orleans, Philadelphia, Myrtle Beach and Elon, N.C., as part of their non-conference schedule. The Tigers traveled a total of 7,427 miles during their non-conference season.

JONES OUT FOR SEASON

>> Senior Emari Jones will miss the rest of the 2018-19 season after suffering a knee injury vs. Alabama State on Dec. 29. The Chicago, Ill., native was averaging 10.7 points and 4.8 rebounds and was Auburn's leading 3-point shooter before her injury.

AUBURN HONOR ROLL

- >> **Robyn Benton**
--SEC Freshman of the Week (1/22)
- >> **Janiah McKay**
--SEC Player of the Week (12/23)
--WNIT All-Tournament Team
--Preseason All-SEC Second Team
- >> **Brooke Moore**
--SEC Freshman of the Week (12/31)
- >> **Unique Thompson**
--Preseason All-SEC Second Team

ON THIS DATE

>> Auburn is 7-3 all-time on January 31. The last time Auburn played on this date was in 2013, a 59-55 loss to LSU.

NEW FACES

>> Auburn welcomes four newcomers to the roster for 2018-19, all freshmen. Joining the Tigers this season are Robyn Benton (G, 5-9, Conyers, Ga.); Brooke Moore (G, 5-7, McDonough, Ga.); Erin Howard (G/F, 6-1, Madison, Wis.); and Natalie Kelly (F, 6-3, Albany, La.).

>> The Tigers' 2018-19 freshman class was rated the No. 13 signing class in the country by ESPN HoopGurlz.

>> Redshirt junior G Crystal Primm (West Palm Beach, Fla.) is eligible this season after sitting out last year under NCAA transfer rules. She transferred to Auburn from Duke in the summer of 2017 and has two years of eligibility.

>> Redshirt freshman Kiyae' White (Macungie, Pa.) will be in action this season after sitting out last year while rehabbing an injury.

WELCOME TO THE FAMILY

>> Auburn signed five players to NLI's during the early signing period in November.

>> The Tigers will welcome **Lauren Hansen** (5-8, G, Setauket, N.Y.); **Annie Hughes** (5-9, G, Pisgah, Ala.); **Maliya Perry** (6-0, G/F, Pickerington, Ohio); **Morgan Robinson-Nwagwu** (5-8, G, Norcross, Ga.); and **Sania Wells** (5-7, G, Hurley, Miss.) to The Plains beginning in the fall of 2019.

>> Hansen, Perry and Robinson-Nwagwu were nominated for McDonald's All-American in January.

TIGERS IN THE PROS

>> DeWanna Bonner completed her ninth season in the WNBA in 2018, all with the Phoenix Mercury, after taking the 2017 season off for the birth of her twins. Bonner had one of her best pro seasons, averaging 17.3

points, 7.2 rebounds and 3.2 assists while starting all 34 games. She was a beast in the 2018 playoffs, averaging 24.0 points and 11.1 rebounds in seven postseason games. Bonner was named the Associated Press' WNBA Comeback Player of the Year.

>> Brandy Montgomery is playing in Europe for her second season, currently on the roster of Luxembourg side Eitzella Ettelbruck. Last year, she played for Visby in Sweden, averaging 16.3 points, 5.1 rebounds and 1.8 assists while helping her team to the league semifinals.

Auburn in the SEC & NCAA Stats

(Thru games of 1/28/19)

Category	Value	SEC	NCAA
Scoring Offense	76.4	3rd	32nd
Scoring Defense	65.2	8th	202nd
Scoring Margin	+11.2	4th	50th
Field Goal Pct.	.441	2nd	40th
Field Goal Pct. Def.	.416	12th	270th
3-pt FG Pct.	.339	5th	75th
3-pt FG Pct. Def.	.355	14th	333rd
Free Throw Pct.	.710	7th	118th
Rebounds	35.5	12th	269th
Rebound Margin	+0.1	11th	186th
Off. Rebounds	13.7	6th	--
Def. Rebounds	21.9	13th	--
Assists	13.1	10th	183rd
Assist/Turnover	1.0	5th	95th
Blocks	2.7	11th	234th
Turnover Margin	+7.9	2nd	6th
Turnovers Forced	21.6	2nd	18th
Steals	12.4	1st	5th

INDIVIDUALS (All Games)

Scoring	Value	SEC	NCAA
Janiah McKay	14.7	12th	219th
Daisa Alexander	12.7	25th	--
Unique Thompson	12.2	27th	--

Rebounding

Unique Thompson	10.5	3rd	31st
-----------------	------	-----	------

Field Goal Pct.

Unique Thompson	.583	2nd	25th
-----------------	------	-----	------

Assists

Janiah McKay	4.4	7th	110th
--------------	-----	-----	-------

Free Throw Pct.

Janiah McKay	.802	7th	111th
Crystal Primm	.720	14th	--

Steals

Janiah McKay	2.4	2nd	60th
Daisa Alexander	2.3	T4th	82nd
Crystal Primm	2.3	T4th	82nd
Unique Thompson	1.8	12th	218th

3-Point FG Made

Daisa Alexander	1.8	13th	-
-----------------	-----	------	---

Offensive Rebounds

Unique Thompson	4.0	2nd	16th
-----------------	-----	-----	------

Defensive Rebounds

Unique Thompson	6.5	3rd	--
-----------------	-----	-----	----

NCAA RPI Report (AU & Opponents)

(thru games of 1/28/19)

Rk	Team	Record	AU Result
10	Mississippi State	19-1	L 59-85
11	Iowa State	15-5	L 64-67
19	Texas A&M	16-4	L 67-69
20	South Carolina	14-5	--
22	Kentucky	17-4	--
33	North Carolina	12-9	W 86-81 OT
36	Missouri	16-6	L 65-74
44	New Mexico	17-2	W 79-76
49	Tennessee	12-7	L 69-78
50	Arkansas	16-5	--
54	AUBURN	15-5	
56	LSU	12-7	--
98	Alabama	11-10	W 66-56
130	Georgia	12-8	--
136	Oklahoma	5-13	W 95-79
167	Vanderbilt	6-14	W 72-70
177	Grambling	8-11	W 97-48
190	Elon	7-11	W 96-44
197	Ole Miss	8-13	--
202	Nicholls State	11-8	W 80-59
205	Coastal Carolina	9-9	W 84-78
208	Florida	5-15	W 64-56
239	Alabama State	6-12	W 83-50
243	Samford	7-13	W 73-46
253	Louisiana-Lafayette	5-13	W 71-59
287	St. Joseph's	6-14	W 81-70

Auburn Career Record Updates

Auburn Career Scoring

No.	Player	Years	Points
1.	DeWanna Bonner	2005-09	2,162
2.	Becky Jackson	1980-84	2,068
3.	Vickie Orr	1985-89	2,035
4.	Marianne Merritt	1975-79	1,979
5.	Carolyn Jones	1988-91	1,831
6.	Natasha Brackett	2001-05	1,716
7.	Brandy Montgomery	2013-17	1,644
8.	Mae Ola Bolton	1984-88	1,616
9.	Alli Smalley	2007-11	1,601
10.	Angie Hannah	1978-82	1,583
11.	Tyrese Tanner	2010-14	1,515
12.	Janiah McKay	2015-present	1,492
13.	Le'Coe Willingham	1999-03	1,475
14.	Lori Monroe	1979-83	1,415
15.	Tasha Hamilton	1997-01	1,402
16.	Sherell Hobbs	2005-09	1,372
17.	Linda Godby	1986-90	1,365
18.	Tra'Cee Tanner	2012-16	1,327
19.	Debra Larkin	1981-85	1,310
20.	C.C. Hayden	1989-92	1,306
21.	Katie Frerking	2013-17	1,271
22.	Conswella Sparrow	1997-00	1,249
23.	Blanche Alverson	2009-13	1,244
24.	Brenda Hill	1981-85	1,222
25.	Monique Morehouse	1992-96	1,191
26.	Lauretta Freeman	1989-93	1,188
27.	Hasina Muhammad	2001-15	1,184
	Sharon Stewart	1984-88	1,184
29.	Ruthie Bolton	1985-89	1,176
30.	Tiffany Krantz	1996-00	1,136

Auburn Career Steals

No.	Player	Years	Steals
1.	Mae Ola Bolton	1985-88	282
2.	Kristen Mulligan	1993-96	253
3.	Ruthie Bolton	1986-89	246
4.	Debra Larkin	1982-85	242
5.	Helene Baroody	1984-87	240
6.	Katie Frerking	2013-17	234
7.	Sherell Hobbs	2005-09	231
8.	Hasina Muhammad	2011-15	223
9.	DeWanna Bonner	2005-09	208
10.	Janiah McKay	2015-present	202
	Natasha Brackett	2001-05	202

Auburn Career Free Throws Made

No.	Player	Years	FTs
1.	DeWanna Bonner	2005-09	600
2.	Carolyn Jones	1988-91	438
3.	Janiah McKay	2015-present	386
4.	Tyrese Tanner	2010-14	376
5.	Conswella Sparrow	1997-00	346
	Le'Coe Willingham	1999-04	346
7.	Becky Jackson	1980-84	340
	Vickie Orr	1985-89	307
9.	Marianne Merritt	1975-79	305
10.	Tasha Hamilton	1997-01	296

Auburn Career Double-Doubles

No.	Player	Years	D-Ds
1.	DeWanna Bonner	2005-09	40
2.	Lauretta Freeman	1989-93	38
3.	C.C. Hayden	1989-92	30
4.	Le'Coe Willingham	1999-04	29
5.	Vickie Orr	1985-89	27
6.	Monique Morehouse	1992-96	24
7.	Becky Jackson	1980-84	19
8.	Unique Thompson	2017-present	15
	Conswella Sparrow	1997-00	15
10.	Tra'Cee Tanner	2012-16	14
11.	Tasha Hamilton	1997-01	13
	Sharon Stewart	1984-88	13
13.	Danielle Coleman	1992-94	12
	Marita Payne	2002-06	12
15.	Whitney Boddie	2005-09	11
	KeKe Carrier	2005-10	11
17.	Tia Miller	2001-04	8
	Tara Williams	1995-97	8
19.	Katie Frerking	2013-17	7
	Linda Godby	1986-90	7
	Laticia Morris	1995-97	7
	Mandisa Stevenson	2002-04	7
	Tyrese Tanner	2010-14	7
24.	Justine Agbatan	1995-98	6
	Brenda Hill	1982-83	6
	Kendall Mago	1988-92	6
	Samantha Williams	1991-96	6
28.	Ruthie Bolton	1985-89	5
	Jordan Greenleaf	2006-11	5

Auburn Career Assists

No.	Player	Years	Assists
1.	Whitney Boddie	2005-09	603
2.	Renae Halbrooks	1978-82	593
3.	Helene Baroody	1983-87	587
4.	Kristen Mulligan	1992-96	551
5.	Ruthie Bolton	1985-89	526
6.	Martha Monk	1979-81	525
7.	Chantel Tremiere	1987-91	490
8.	Tiffany Krantz	1996-2000	414
9.	Janiah McKay	2015-present	401
10.	Debra Larkin	1981-85	386
11.	Samantha Williams	1991-96	323
12.	Nicole Louden	2001-05	311
13.	Katie Frerking	2013-17	307
14.	Alli Smalley	2007-11	303
15.	Morgan Toles	2009-11	267
16.	Najat Ouardad	2011-13	259
17.	Cindy Sagrera	1981-84	254
18.	Mae Ola Bolton	1984-88	252
19.	Nitasha Brown	2002-06	236
20.	DeWanna Bonner	2005-09	226
21.	Tasha Hamilton	1997-2001	219
22.	Angie Hannah	1978-82	214
23.	Lynn Stevenson	1987-91	212
24.	LaRita Spencer	1999-2001	209
25.	Terryland Robinson	1989-93	207
	Diann McNeil	1984-88	202
27.	Justine Agbatan	1995-98	201
28.	Nancy Derrick	2000-04	200
	Sherell Hobbs	2005-09	200
30.	Tamela McCorvey	2006-08	189

Auburn Career Free-Throw Pct. (min 150 att.)

No.	Player	Years	Pct. (FT-FTA)
1.	Carolyn Jones	1988-91	.810 (438-541)
2.	Kristen Mulligan	1992-96	.796 (191-240)
3.	DeWanna Bonner	2005-09	.795 (600-777)
4.	Laticia Morris	1995-97	.787 (233-296)
5.	Whitney Boddie	2005-09	.777 (219-282)
6.	Linda Godby	1986-90	.774 (185-239)
7.	Janiah McKay	2015-present	.769 (386-502)
8.	Brenda Hill	1982-83	.76752 (208-271)
9.	Helene Baroody	1983-87	.76732 (155-202)
10.	Patrena Scruggs	1987-89	.749 (128-171)

Auburn Career Rebounding

No.	Player	Years	Rebounds
1.	Becky Jackson	1980-84	1,118
2.	DeWanna Bonner	2005-09	1,047
3.	Lori Monroe	1979-83	1,015
4.	Vickie Orr	1985-89	1,006
5.	Lauretta Freeman	1989-93	976
6.	Marianne Merritt	1975-79	972
7.	Le'Coe Willingham	1999-03	927
8.	Monique Morehouse	1992-96	792
9.	Jordan Greenleaf	2006-11	761
	Charlene Thomas	1984-87	761
11.	Tra'Cee Tanner	2012-16	758
12.	Sharon Stewart	1984-88	757
13.	C.C. Hayden	1989-92	749
	Kendall Mago	1988-92	749
15.	Tasha Hamilton	1997-01	663
16.	Mae Ola Bolton	1984-88	653
17.	Marita Payne	2002-06	630
18.	Katie Frerking	2013-17	627
19.	Sherell Hobbs	2005-09	612
20.	Brenda Hill	1982-85	604
21.	Blanche Alverson	2009-13	602
22.	KeKe Carrier	2005-10	600
23.	Angie Hannah	1978-82	588
24.	Linda Godby	1986-90	580
25.	Tyrese Tanner	2010-14	572
	Conswella Sparrow	1997-00	572
27.	Diann McNeil	1984-88	498
28.	Samantha Williams	1991-96	495
29.	Hasina Muhammad	2011-15	494
30.	Ruthie Bolton	1985-89	490
--	Unique Thompson	2017-present	436

Auburn Individual & Team Records

Single Game

Points	41, Conswella Sparrow vs. South Alabama (Feb. 17, 1998)
Field Goals	17, Becky Jackson vs. UAB (1982-83)
Field Goal Attempts	34, Marianne Merritt vs. West Georgia (1975-76)
FG Percentage	1.000 (12-12), Laticia Morris vs. S. Alabama (Jan. 14, 1997)
3PT Field Goals	8, Tiffany Krantz vs. Troy State (Nov. 21, 1997)
3PT Field Goal Attempts	16, Brandy Montgomery at Marquette (Dec. 13, 2015)
3PT FG Pct.	1.000 (7-7), Tiffany Krantz vs. Vanderbilt (Jan. 29, 1997)
Free Throws	14, DeWanna Bonner vs. Tennessee (Jan. 25, 2009)
Free Throw Attempts	17, Becky Jackson vs. Iona (Dec. 13, 1980)
FT Percentage	1.000 (11-11), Conswella Sparrow vs. Georgia (Jan. 17, 1998)
	1.000 (11-11), Lori Nero vs. Missouri State (Mar. 17, 2000)
	1.000 (11-11), Sherell Hobbs vs. Stephen F. Austin (Jan. 3, 2009)
	1.000 (11-11), Janiah McKay vs. Texas A&M (Jan. 7, 2018)
Rebounds	26, Marianne Merritt vs. Montevallo (1975-76)
Assists	18, Martha Monk vs. Alabama State (1980-81)
Blocks	13, Marita Payne vs. Arkansas (Feb. 3, 2005)
Steals	10, Kristen Mulligan vs. NE Illinois (Dec. 18, 1992)
	10, Ruthie Bolton vs. Long Beach St. (April 1, 1988)
	10, Mae Ola Bolton vs. Kentucky (Feb. 3, 1987)

Season

Points	716, DeWanna Bonner (2008-09)
Scoring Average	21.9, Marianne Merritt (1975-76)
Field Goals	259, Tara Williams (1996-97)
	259, Angie Hannah (1980-81)
Field Goal Attempts	544, Tara Williams (1996-97)
Field Goal Percentage	.663 (222-335), Becky Jackson (1982-83)
3PT Field Goals	70, Tiffany Krantz (1996-97)
3PT Field Goal Attempts	197, Brandy Montgomery (2016-17)
3PT FG Percentage	.429 (48-112), Kristen Mulligan (1994-95)
Free Throws	218, DeWanna Bonner (2008-09)
Free Throw Attempts	258, DeWanna Bonner (2008-09)
Free Throw Percentage	.862 (25-59), Beth Bryant (1982-83)
Rebounds	401, Lauretta Freeman (1992-93)
Rebounding Average	15.3, Marianne Merritt (1975-76)
Assists	294, Martha Monk (1980-81)
Assists Average	8.9, Martha Monk (1980-81)
Blocks	141, Marita Payne (2004-05)
Steals	114, Marianne Merritt (1975-76)
Double-Doubles	26, Lauretta Freeman (1992-93)

Career

Points	2,162, DeWanna Bonner (2005-09)
Scoring Average	20.4, Marianne Merritt (1975-79)
Field Goals	864, Becky Jackson (1980-84)
	864, Vickie Orr (1985-89)
Field Goal Attempts	1,795, Marianne Merritt (1975-79)
Field Goal Percentage	.602, Becky Jackson (1980-1984)
3PT Field Goals	219, Alli Smalley (2007-11)
3PT Field Goal Attempts	688, Brandy Montgomery (2013-17)
3PT Field Goal Percentage	.415, Carolyn Jones (1988-91)
Free Throws	600, DeWanna Bonner (2005-09)
Free Throw Attempts	755, DeWanna Bonner (2005-09)
Free Throw Percentage	.810, Carolyn Jones (1988-91)
Rebounds	1,118, Becky Jackson (1980-84)
Rebounding Average	10.0, Marianne Merritt (1975-79)
Assists	603, Whitney Boddie (2005-09)
Assists Average	8.3, Martha Monk (1979-81)
Blocks	377, Marita Payne (2002-06)
Steals	282, Mae Ola Bolton (1985-88)
Double-Doubles	40, DeWanna Bonner (2005-09)

Triple-Doubles

Only three players ever at Auburn, male or female, have recorded a triple-double in a game, with two coming from the women's team: Marita Payne and Whitney Boddie. Payne recorded the first ever on Feb. 3, 2005 with 15 points, 12 rebounds and 13 blocks against Arkansas. Boddie followed up with one on Dec. 5, 2008 with 24 points, 11 rebounds and 12 assists against Sam Houston State.

Single Game

Points	119 vs. Sam Houston State (Dec. 5, 2008)
First Half Points	63 vs. Florida Southern (Jan. 17, 1987)
Second Half Points	64 vs. Jacksonville State (Jan. 19, 1999)
Points in a Quarter	32 (4Q) vs. Indiana (Nov. 27, 2016)
	32 (4Q) vs. Oklahoma (Dec. 2, 2018)
Field Goals	51 vs. Alabama State (Dec. 2, 1986)
Field Goal Attempts	97 vs. Georgia State (Dec. 5, 1987)
Field Goal Percentage	.672 (38-58) vs. North Carolina (Dec. 18, 1982)
3PT Field Goals	14 at Elon (Dec. 22, 2018)
3PT Field Goal Attempts	33 vs. Iowa State (Dec. 28, 2001)
3PT FG Percentage	.833 (5-6) vs. Charleston Southern (Nov. 23, 2001)
	.833 (5-6) at LSU (Feb. 1, 2009)
Free Throws	38 vs. Tuskegee (1976-77)
Free Throw Attempts	54 vs. Tuskegee (1976-77)
Free Throw Percentage	1.000 (16-16) vs. Texas A&M (Jan. 8, 2018)
Rebounds	79 vs. Eastern Kentucky (Nov. 25, 1989)
	79 vs. Alabama-Huntsville (Jan. 5, 1980)
Assists	38 vs. Georgia State (Dec. 5, 1987)
Blocks	17 vs. Alabama A&M (Nov. 19, 2009)
	17 vs. South Alabama (Feb. 23, 1994)
	17 vs. Lamar (Dec. 1, 1993)
Steals	24 vs. Tennessee State (Dec. 5, 2001)
	24 vs. East Carolina (Dec. 5, 2015)
Opponent Turnovers	45 vs. Puerto Rico-Mayaguez (Dec. 17, 2000)
Fewest Points	25 vs. Mercer (1971-72)
Fewest First Half Points	12 vs. Hampton (Dec. 30, 2014)
Fewest Second Half Points	10 vs. Mercer (1971-72)
Fewest Rebounds	17 vs. Vanderbilt (Feb. 4, 2016)
Fewest Assists	3 vs. Tennessee (Jan. 10, 2002)
Fewest Field Goals	12 vs. Vanderbilt (Dec. 18, 1994)
	12 vs. South Carolina (Feb. 16, 2006)
Fewest Field Goal Attempts	39 at Duke (Nov. 27, 2005)
Fewest Free Throws	0 vs. Georgia (Feb. 12, 1983)
Fewest Free Throw Attempts	4 vs. Northwestern (Dec. 12, 1990)
	4 vs. South Alabama (Feb. 20, 1991)
	4 at Kentucky (Feb. 3, 2011)
	4 at Kentucky (Jan. 17, 2016)
	4 vs. Texas A&M (Feb. 5, 2017)
	4 at Tennessee (Jan. 4, 2018)
Fewest Fouls	6 vs. Alabama State (Feb. 20, 1991)
Fewest Turnovers	5 at Alabama (Feb. 26, 2004)
	5 vs. Florida (Dec. 31, 2017)

Season

Points	2,945 in 1987-88
Scoring Average	87.1 in 1986-87
Field Goals	1,238 in 1987-88
Field Goal Attempts	2,468 in 1987-88
Field Goal Percentage	.524 (1,201-2,292) in 1986-87
3PT Field Goals	181 in 2016-17
3PT Field Goal Attempts	639 in 2016-17
3PT Field Goal Percentage	.406 (26-64) in 1987-88
Free Throws	572 in 1989-90
Free Throw Attempts	838 in 1989-90
Free Throw Percentage	.749 (519-693) in 1990-91
Rebounds	1,652 in 1987-88
Rebounding Average	47.2 in 1987-88
Rebounding Margin	+15.7 in 1987-88
Assists	674 in 1987-88
Blocks	207 in 2005-06
Steals	402 in 2012-13
Turnovers Forced	709 in 2016-17
Wins	32 in 1987-88/1988-89
Consecutive Wins	28 in 1988-89
Consecutive Home Wins	68 from 1986-91
Losses	18 in 1977-78/1978-79/2014-15

TIGERS' RECORD WHEN...

	2018-19	Under Coach Flo
At Home.....	6-3	67-32
On the Road.....	7-2	32-51
At a Neutral Site.....	2-0	18-13
When wearing white.....	5-3	66-26
When wearing orange.....	2-0	7-10
When wearing blue.....	8-2	40-56
When wearing pink.....	0-0	4-4
Leading at the half.....	12-2	92-20
Trailing at the half.....	3-2	25-70
Tied at the half.....	0-1	0-6
Scores 100+ points.....	0-0	0-0
Scores 90-99 points.....	3-0	6-0
Scores 80-89 points.....	5-0	25-1
Scores 70-79 points.....	5-0	34-6
Scores 60-69 points.....	2-4	36-22
Scores fewer than 60 points.....	0-1	14-67
Holds opponent to 41-50 points.....	4-0	30-3
Holds opponent to 31-40 points.....	0-0	6-0
Holds opponent to under 30 points.....	0-0	2-0
Force 25 or more turnovers.....	4-0	48-8
Shoots 50% FG or better.....	4-0	31-2
Shoots 40-49% FG.....	9-3	61-24
Shoots 39.9% or under FG.....	2-2	24-71
Holds opponent under 30% FG.....	2-0	24-2
Shoots higher FG% than opponent.....	12-1	96-21
Shoots lower FG% than opponent.....	3-4	21-70
Shoots same FG% as opponent.....	0-0	0-3
Shoots higher FT% than opponent.....	7-3	49-36
Shoots lower FT% than opponent.....	8-2	67-60
Shoots same FT% as opponent.....	0-0	0-1
Out-rebounds opponent.....	9-0	72-25
Out-rebounded by opponent.....	4-5	39-70
Tied in rebounds.....	2-0	5-2
Versus ranked opponent.....	0-4	4-45
In overtime.....	1-0	4-4
Games decided by 3 points or less.....	2-2	9-15
Games decided by 4-5 points.....	1-0	11-13
Games decided by 6-10 points.....	3-2	28-26
Games decided by 11-20 points.....	4-0	33-26
Games decided by 21-30 points.....	2-1	23-10
Games decided by 30+ points.....	3-0	13-6
On Television/Digital.....	12-4	58-65
In November.....	5-1	31-13
In December.....	7-0	38-8
In January.....	3-4	16-37
In February.....	0-0	19-26
In March.....	0-0	11-11

2018-19 Auburn Superlatives...

First Half

Most points scored in the first quarter.....	30, at St. Joseph's (12/6/18)
Most points scored in the second quarter.....	27, vs. Oklahoma (12/2/18)
Most points scored in the first half.....	51, at Elon (12/22/18)
Fewest points scored in the first half.....	23, at Missouri (1/27/19)
Fewest points allowed in the first half.....	17, vs. Samford (12/16/18)
Most points allowed in the first half.....	43, at Missouri (1/27/19)
Best FG % in the first half.....	.575, at Elon (12/22/18)
Worst FG % in the first half.....	.303, at New Mexico (11/11/18)
Best FG % by an opponent in the first half.....	.600, at Vanderbilt (1/17/19)
Worst FG % by an opponent in the first half.....	.240, vs. Alabama State (12/29/18)
Most rebounds in the first half.....	29, at New Mexico (11/11/18)
Fewest rebounds in the first half.....	10, at Missouri (1/27/19)
Most rebounds by an opponent in the first half.....	23, vs. Oklahoma (12/2/18) & vs. Coastal Carolina (12/18/18)
Fewest rebounds by an opponent in the first half.....	10, vs. Nicholls State (11/9/18)

Second Half

Most points scored in the third quarter.....	27, vs. Nicholls State (11/9/18)
Most points scored in the fourth quarter.....	32, vs. Oklahoma (12/2/18)
Most points scored in an overtime period.....	17, vs. North Carolina (12/20/18)
Most points scored in the second half.....	53, vs. Grambling (11/6/18)
Fewest points scored in the second half.....	26, at Iowa State (11/13/18)
Fewest points allowed in the second half.....	25, at Elon (12/22/18) & at Florida (1/6/19)
Most points allowed in the second half.....	49, vs. Oklahoma (12/2/18)
Best FG % in the second half.....	.704, at Elon (12/22/18)
Worst FG % in the second half.....	.310, at Iowa State (11/13/18)
Best FG % by an opponent in the second half.....	.625, at Vanderbilt (1/17/19)
Worst FG % by an opponent in the second half.....	.280, vs. Grambling (11/6/18)
Most rebounds in the second half.....	25, vs. Grambling (11/6/18)
Fewest rebounds in the second half.....	10, vs. Tennessee (1/3/19) & at Vanderbilt (1/17/19)
Most rebounds by an opponent in the second half.....	26, vs. Mississippi State (1/14/19)
Fewest rebounds by an opponent in the second half.....	9, at Elon (12/22/18)

Game

Most points scored.....	97, vs. Grambling (11/6/18)
Fewest points scored.....	59, vs. Mississippi State (1/14/19)
Most points allowed.....	85, vs. Mississippi State (1/14/19)
Fewest points allowed.....	44, at Elon (12/22/18)
Best FG %.....	.633, at Elon (12/22/18)
Worst FG %.....	.314, vs. Alabama State (12/29/18)
Best FG % by an opponent.....	.610, at Vanderbilt (1/17/19)
Worst FG % by an opponent.....	.259, vs. Grambling (11/6/18)
Most rebounds.....	53, vs. Grambling (11/6/18)
Fewest rebounds.....	24, vs. Mississippi State (1/14/19)
Most rebounds by an opponent.....	43, vs. Tennessee (1/3/19) & vs. Mississippi State (1/14/19)
Fewest rebounds by an opponent.....	21, at Elon (12/22/18)

Miscellaneous

Highest-scoring quarter.....	32, 4Q vs. Oklahoma (12/2/18)
Lowest-scoring quarter.....	2, 1Q at Missouri (1/27/19)
Highest-scoring opponent quarter.....	26, 4Q vs. Oklahoma (12/2/18) & 3Q vs. Mississippi State (1/14/19)
Lowest-scoring opponent quarter.....	5, 2Q vs. Grambling (11/6/18) & 1Q vs. Alabama State (12/29/18)
Largest margin in a single quarter.....	+21 (27-6), 2Q vs. Oklahoma (12/2/18)
Largest margin of victory.....	52, at Elon (12/22/18)
Smallest margin of victory.....	2, at Vanderbilt (1/17/19)
Largest margin of defeat.....	26, vs. Mississippi State (1/14/19)
Smallest margin of defeat.....	2, vs. Texas A&M (1/24/19)
Largest halftime lead.....	32, at Elon (12/22/18)
Smallest halftime lead.....	3, at New Mexico (11/11/18)
Times tied at halftime.....	1 - 35-35 vs. Tennessee (1/3/19)
Largest halftime deficit.....	20, at Missouri (1/27/19)
Smallest halftime deficit.....	1, vs. Coastal Carolina (12/18/18)
Largest rebounding margin.....	+27, vs. Grambling (11/6/18)
Smallest rebounding margin.....	+1, vs. Louisiana-Lafayette (11/25/18) & at XULA (11/28/18)
Last time tied in rebounding.....	30-30, at St. Joseph's (12/6/18)
Largest rebounding deficit.....	-19, vs. Mississippi State (1/14/19)
Smallest rebounding deficit.....	-2, vs. Samford (12/16/18)
Largest deficit overcome to win game.....	20, at Vanderbilt (1/17/19)
Largest lead lost.....	15, at Iowa State (11/13/18)

MISCELLANEOUS STATISTICS

Double-Doubles	Season	Career
Unique Thompson	8	15
Janiah McKay	1	2

30+ Point Games	Season	Career
20+ Point Games	Season	Career
Janiah McKay	5	22
Daisa Alexander	3	9
Unique Thompson	1	4
Brooke Moore	1	1

10+ Rebound Games	Season	Career
Unique Thompson	10	21

10+ Assist Games	Season	Career
Janiah McKay	1	2

5+ Steal Games	Season	Career
Crystal Primm	2	2
Daisa Alexander	1	2
Janiah McKay	0	5
Erica Sanders	0	1

5+ Block Games	Season	Career
Unique Thompson	0	1

GAMES LED AUBURN IN...

Scoring	Season	Career
Janiah McKay	9	37
Unique Thompson	6	11
Daisa Alexander	5	12
Robyn Benton	1	1
Emari Jones	1	1
Brooke Moore	1	1
Crystal Primm	1	1

Rebounding	Season	Career
Unique Thompson	18	37
Daisa Alexander	1	3
Crystal Primm	1	1
Erin Howard	1	1
Emari Jones	0	3
Abigail Jackson	0	2
Janiah McKay	0	2
Erica Sanders	0	2

Assists	Season	Career
Janiah McKay	10	67
Daisa Alexander	4	5
Unique Thompson	2	4
Erica Sanders	1	6
Emari Jones	1	2
Erin Howard	1	1

(includes games where lead was shared)

2018-19 DOUBLE-DOUBLES

- Unique Thompson vs. Grambling (14 pts, 13 reb)
- Janiah McKay vs. Grambling (16 pts, 10 ast)
- Unique Thompson at New Mexico (19 pts, 19 reb)
- Unique Thompson at Iowa State (19 pts, 14 reb)
- Unique Thompson vs. UL-Lafayette (16 pts, 13 reb)
- Unique Thompson vs. Oklahoma (14 pts, 17 reb)
- Unique Thompson vs. North Carolina (21 pts, 18 reb)
- Unique Thompson vs. Tennessee (19 pts, 12 reb)
- Unique Thompson at Vanderbilt (16 pts, 13 reb)

Last Time an Auburn Team...

- Scored 90 points Auburn 96, Elon 44, in Elon, N.C. (Dec. 22, 2018)
- Scored 100 points Auburn 119, Sam Houston State 54, in Auburn, Ala. (Dec. 5, 2008)
- Scored 100 points in an SEC game Auburn 102, Tennessee 96, SEC Tournament in Albany, Ga. (Mar. 6, 1987)
- Scored 100 at home Auburn 119, Sam Houston State 54, in Auburn, Ala. (Dec. 5, 2008)
- Scored 80 points and lost Virginia Tech 92, Auburn 87 [OT] in Auburn, Ala. (Dec. 18, 2016)
- Scored 90 points and lost Kentucky 91, Auburn 90 [2OT], in Auburn, Ala. (Feb. 2, 1986)
- Scored 100 points and lost Never
- Scored 110+ points Auburn 119, Sam Houston State 54, in Auburn, Ala. (Dec. 5, 2008)
- Scored 50-59 points in a half 51 - 1st half at Elon in Elon, N.C. (Dec. 22, 2018)
- Scored 60 or more points in a half 62 (2nd half) - vs. Drake in New Orleans, La. (Dec. 21, 2016)
- Scored 30 or more points in a quarter 30 (1st quarter) - at St. Joseph's in Philadelphia, Pa. (Dec. 6, 2018)
- Scored 50 points or less in a game 48 - at Kentucky in Lexington, Ky. (Feb. 1, 2018)
- Scored 50 points or less and won Auburn 47, Missouri 45 [SEC] in Jacksonville, Fla. (March 3, 2016)
- Scored 40 points or less in a game Georgia 63, Auburn 30, in Athens, Ga. (Jan. 28, 2016)
- Scored less than 20 points in a quarter 2 points (1st quarter) at Missouri in Columbia, Mo. (Jan. 27, 2019)
- Scored less than 20 points in a 1st half 16 points vs. Missouri in Auburn, Ala. (Feb. 15, 2018)
- Scored less than 20 points in a 2nd half 18 points vs. Missouri [SEC] in Jacksonville, Fla. (March 3, 2016)
- Had 35+ rebound margin 36 - (52-16) vs. Alabama A&M in Normal, Ala. (Nov. 19, 2013)
- Had 25+ rebound margin 33 - (53-26) vs. Grambling State in Auburn, Ala. (Nov. 6, 2018)
- Had 20+ rebound margin 33 - (53-26) vs. Grambling State in Auburn, Ala. (Nov. 6, 2018)
- Attempted 30 free throws 36 - vs. Alabama State in Auburn, Ala. (Dec. 29, 2018)
- Attempted 35 free throws 36 - vs. Alabama State in Auburn, Ala. (Dec. 29, 2018)
- Attempted 40 free throws 41 - vs. Alabama State in Auburn, Ala. (Nov. 15, 2006)
- Attempted 5 free throws or less 5 - vs. Tennessee [SEC] in Nashville, Tenn. (March 1, 2018)
- Did not attempt a free throw Never
- Made 20 free throws 29 - vs. Alabama State (29-36) in Auburn, Ala. (Dec. 29, 2018)
- Made 25 free throws 29 - vs. Alabama State (29-36) in Auburn, Ala. (Dec. 29, 2018)
- Made 30 free throws 31 - vs. Northwestern State (31-43) (Dec. 30, 2003)
- Had 25 assists 25 - vs. Ole Miss in Auburn, Ala. (Jan. 8, 2017)
- Had 25 turnovers 25 - at Kentucky in Lexington, Ky. (Feb. 1, 2018)
- Had 10 turnovers or less 6 - at Missouri in Columbia, Mo. (Jan. 27, 2019)
- Had 25+ steals Never
- Had 20-24 steals 20 - vs. North Carolina in Myrtle Beach, S.C. (Dec. 20, 2018)
- Had 15-19 steals 15 - vs. Mississippi State in Auburn, Ala. (Jan. 14, 2019)
- Had 10-14 blocks 10 - vs. Louisiana Tech in Auburn, Ala. (Nov. 19, 2017)
- Had 15+ blocks 15 - at Florida International in Miami, Fla. (Dec. 29, 2014)
- Won an overtime game Auburn 86, North Carolina 81 [1OT] in Myrtle Beach, S.C. (Dec. 20, 2018)
- Lost an overtime game Alabama 63, Auburn 61 [1OT] in Auburn, Ala. (Feb. 20, 2017)
- Played a double overtime game Auburn 70, Alabama 65 [2OT] in Auburn, Ala. (Feb. 27, 2014)
- Played three or more overtimes Never
- Shot 70% for a half 70.4% (19-of-27), 2nd half at Elon in Elon, N.C. (Dec. 22, 2018)
- Shot 60% for a game 63.3% (38-of-60) at Elon in Elon, N.C. (Dec. 22, 2018)
- Shot less than 30% for a game 27.6% (21-of-76) vs. Missouri in Auburn, Ala. (Feb. 15, 2018)
- Shot 90-99.9% from the free throw line (minimum 10 attempts) 92.3% (12-of-13) vs. Nicholls State in Auburn, Ala. (Nov. 9, 2018)
- Shot 100% from the free throw line (minimum 10 attempts) 100% (16-of-16) vs. Texas A&M in Auburn, Ala. (Jan. 7, 2018)
- Shot 50% on 3-pointers (minimum 5 attempts) 50.0% (6-of-12) at Missouri in Columbia, Mo. (Jan. 27, 2019)
- Shot 20-30% in a half 20.0% (6-of-30), 2nd half vs. Vanderbilt in Auburn, Ala. (Feb. 12, 2018)
- Shot less than 20% in a half 18.4% (7-of-38), 1st half vs. Missouri in Auburn, Ala. (Feb. 15, 2018)
- Shot 55% or better and lost 58.1% (25-of-43) vs. Tennessee (Jan. 20, 2005)
- Made at least 10 3-point field goals 10-of-35 vs. Alabama State in Auburn, Ala. (Dec. 29, 2018)
- Failed to make a 3-point field goal 0-of-5 vs. Southern in Auburn, Ala. (Dec. 9, 2017)
- Had 60+ rebounds 61 - vs. Stephen F. Austin in Auburn, Ala. (Dec. 17, 2007)
- Had 50-59 rebounds 53 - vs. Grambling State in Auburn, Ala. (Nov. 6, 2018)
- Defeated a Top-25 opponent Auburn 80, #16 Florida 58, in Auburn, Ala. (Feb. 14, 2016)
- Defeated a Top-10 opponent Auburn 66, #7 Kentucky 61, in Auburn, Ala. (Jan. 3, 2016)
- Defeated a Top-25 opponent on the road Auburn 68, #16 Vanderbilt 62, in Nashville, Tenn. (Feb. 13, 2014)

Last Time an Auburn Player...

- Scored 25 points 25 - Janiah McKay at Mississippi State in Starkville, Miss. (Feb. 22, 2018)
- Scored 30 points 32 - Katie Frerking at Texas A&M in College Station, Texas (Feb. 5, 2017)
- Scored 35 points 35 - DeWanna Bonner vs. Tennessee in Auburn, Ala. (Jan. 25, 2009)
- Scored 40 points 41 - Conswella Sparrow vs. South Alabama (Jan. 17, 1998)
- Had 10+ rebounds 10 - Unique Thompson vs. Texas A&M in Auburn, Ala. (Jan. 24, 2019)
- Had 15+ rebounds 18 - Unique Thompson vs. North Carolina in Myrtle Beach, S.C. (Dec. 20, 2018)
- Had 20 rebounds 20 - Monique Morehouse at LSU (Feb. 4, 1995)
- Had 10 assists 10 - Janiah McKay vs. Grambling State (Nov. 6, 2018)
- Had 15 assists 18 - Martha Monk vs. Alabama State (Feb. 18, 1981)
- Had 5 blocks 6 - Unique Thompson vs. Louisiana Tech in Auburn, Ala. (Nov. 19, 2017)
- Had 7 blocks 7 - Jassany Williams vs. Duke (Nov. 18, 2011)
- Had 10 blocks 13 - Marita Payne vs. Arkansas (Feb. 3, 2005)
- Had 5 steals 7 - Crystal Primm vs. Mississippi State in Auburn, Ala. (Jan. 14, 2019)
- Had 8 steals 8 - Brandy Montgomery vs. East Carolina in Auburn, Ala. (Dec. 5, 2015)
- Had 10 steals 10 - Kristen Mulligan vs. Northeast Illinois in Auburn, Ala. (Dec. 18, 1992)
- Made 10 field goals 10 - Unique Thompson [10-18] vs. North Carolina in Myrtle Beach, S.C. (Dec. 20, 2018)
- Made 15 field goals 15 - Conswella Sparrow (15-16) vs. South Alabama (Feb. 17, 1998)
- Attempted 20 field goals 20 - Janiah McKay (9-20) at Missouri in Columbia, Mo. (Jan. 27, 2019)
- Attempted 25 field goals 28 - Brandy Montgomery (8-28) at Marquette in Milwaukee, Wis. (Dec. 13, 2015)
- Made 5 three-point field goals 5 - Brooke Moore vs. Alabama State in Auburn, Ala. (Dec. 29, 2018)
- Made 8 three-point field goals 8 - Tiffany Krantz vs. Troy State in Auburn, Ala. (Nov. 21, 1997)
- Attempted 10 three-point field goals 13 - Brooke Moore vs. Alabama State in Auburn, Ala. (Dec. 29, 2018)
- Attempted 15 three-point field goals 16 - Brandy Montgomery at Marquette in Milwaukee, Wis. (Dec. 13, 2015)
- Made 10 free throws 10 - Janiah McKay [10-13] vs. North Carolina in Myrtle Beach, S.C. (Dec. 20, 2018)
- Made 15 free throws Never
- Shot 100% at the free throw line (min. 10 attempts) 11-11 - Janiah McKay vs. Texas A&M in Auburn, Ala. (Jan. 7, 2018)

SEC PRESEASON POLL (Media Vote)**Order of Finish**

- Mississippi State
- South Carolina
- Tennessee
- Georgia
- Missouri
- Texas A&M
- Kentucky
- Auburn
- LSU
- Alabama
- Arkansas
- Florida
- Vanderbilt
- Ole Miss

Player of the Year

Teaira McCowan, Mississippi State

All-SEC Team

Caliya Robinson, Georgia
 Anriel Howard, Mississippi State
 Teaira McCowan, Mississippi State
 Sophie Cunningham, Missouri
 Alexis Jennings, South Carolina
 Renna Davis, Tennessee
 Chennedy Carter, Texas A&M

SEC PRESEASON POLL (Coaches' Vote)**Order of Finish**

- Mississippi State
- South Carolina
- Georgia
- Tennessee
- Missouri
- Texas A&M
- Kentucky
- Auburn
- LSU
- Alabama
- Arkansas
- Florida
- Vanderbilt
- Ole Miss

Player of the Year

Teaira McCowan, Mississippi State

All-SEC First Team

Caliya Robinson, Georgia
 Maci Morris, Kentucky
 Anriel Howard, Mississippi State
 Teaira McCowan, Mississippi State
 Sophie Cunningham, Missouri
 Tyasha Harris, South Carolina
 Renna Davis, Tennessee
 Chennedy Carter, Texas A&M

All-SEC Second Team

Malica Monk, Arkansas
 Janiah McKay, Auburn
 Unique Thompson, Auburn
 Taylor Murray, Kentucky
 Ayana Mitchell, LSU
 Shandricka Sessom, Ole Miss
 Amber Smith, Missouri
 Alexis Jennings, South Carolina
 Evina Westbrook, Tennessee

Had a double-double.....Unique Thompson (16 pts/13 reb) vs. Vanderbilt in Nashville, Tenn. (Jan. 17, 2019)
Had 2 consecutive double-doubles.....Unique Thompson: 19/14 at Iowa State; 16/13 vs. ULL (Nov. 13-25, 2018)
Had 3 consecutive double-doubles.....Unique Thompson: 19/19 at UNM; 19/14 at Iowa St., 16/13 vs. ULL (Nov. 11-25, 2018)
Had 4 consecutive double-doubles.....DeWanna Bonner: vs. SC, at OM, at UGA, vs. Vandy (Feb. 17-28, 2008)
Had 5 consecutive double-doubles.....Le'Coe Willingham: vs. ALA, at ARK, vs. MSU, at UT, at UK (Jan. 22-Feb. 5, 2004)
Had a double-double at halftime.....Unique Thompson (10 pts/10 rebs) vs. Louisiana Tech in Auburn, Ala. (Nov. 19, 2017)
Two players had a double-double.....Unique Thompson (14 p/13 r) & Janiah McKay (16 p/10 a) vs. Grambling State (Nov. 6, 2018)
Recorded a double-double with points and assists.....Janiah McKay (16 pts/10 assists) vs. Grambling State (Nov. 6, 2018)
Scored 20 points & had 20 rebounds.....Lauretta Freeman (30 pts/21 rebs.) vs. Alabama, (Feb. 17, 1993)
Had a triple-double.....Whitney Boddie (24 pts./11 rebs./12 asst.) vs. Sam Houston State (Dec. 5, 2008)
Two players scored 20 points.....Janiah McKay (21) and Unique Thompson (21) vs. North Carolina in Myrtle Beach, S.C. (Dec. 20, 2018)
Two players scored 30 points.....Laticia Morris (33 points) & Tara Williams (30 points) vs. South Alabama (Jan. 14, 1997)
Had 2 straight 25-point games.....Janiah McKay: 27 at South Carolina, 26 vs. Arkansas (Jan. 11-14, 2018)
Had 3 straight 25-point games.....Janiah McKay: 25 pts vs. Texas A&M, 27 pts at South Carolina, 26 pts vs. Arkansas (Jan. 7-14, 2018)
Zero players scored in double figures.....at Georgia in Athens, Ga. (Jan. 28, 2016)
Only one player scored in double figures.....Daisa Alexander (22) at Georgia in Athens, Ga. (Jan. 21, 2018)
Five players scored in double figures.....Thompson (19), Primm (16), Alexander (13), Howard (11), McKay (10) vs. Tennessee (Jan. 3, 2019)
Six players scored in double figures.....McKay/Benton (16), Primm (15), Thompson (14), Alexander/Jones (13) vs. Grambling (Nov. 6, 2018)
Seven players scored in double figures.....Carrier (19 pts.), Bonner (18 pts.), Smalley (16 pts.), Boddie (13 pts.), R. Hobbs (13 pts.), Hilliard (13 pts.) & S. Hobbs (10 pts.) vs. Sam Houston State (Dec. 5, 2008)
Two players had 10 rebounds.....Unique Thompson (13) and Emari Jones (10) vs. Louisiana-Lafayette in Auburn, Ala. (Nov. 25, 2018)
Three players had 10 rebounds.....Jordan Greenleaf (12 rebs.), DeWanna Bonner (12 rebs.) & Whitney Boddie (10 rebs.) vs. Oakland (Nov. 21, 2007)
Played every minute.....Jordan Greenleaf (40 mins.) vs. Florida in Duluth, Ga. [SEC] (Mar. 4, 2010)
Played 40 or more minutes in OT game.....Unique Thompson (43 mins.) vs. North Carolina in Myrtle Beach, S.C. (Dec. 20, 2018)
Attempted a slam dunk.....Hasina Muhammad vs. St. John's in Auburn, Ala. (Dec. 6, 2013)
Made a shot from half-court or beyond.....Brooke Moore (2nd quarter) vs. Alabama State in Auburn, Ala. (Dec. 29, 2018)

Last Time an Auburn Opponent...

Shot less than 30% in a game (SEC).....Florida - 25.5% (13-of-51) in Gainesville, Fla. (Feb. 28, 2016)
Shot less than 30% in a game (Non-conf).....Alabama State - 29.8% (14-of-47) in Auburn, Ala. (Dec. 29, 2018)
Shot 60% in a game.....Vanderbilt - 61.0% in Nashville, Tenn. (Jan. 17, 2019)
Scored 90 points.....Virginia Tech 92, Auburn 87 [OT] in Auburn, Ala. (Dec. 18, 2016)
Scored 100 points.....Georgia 102, Auburn 72 in Athens, Ga. (Mar. 3, 1984)
Scored 100 points at Auburn.....Tuskegee 105, Auburn 98 (2OT) (Feb. 12, 1979)
Scored 100 points and Lost.....Never
Had 25+ rebound margin.....Never
Had a 20+ rebound margin.....20 - Alabama (56-36) in Auburn, Ala. (Feb. 20, 2017)
Scored less than 10 points in a quarter.....9 - Alabama State (3rd quarter) in Auburn, Ala. (Dec. 29, 2018)
Scored less than 10 points in all four quarters.....Winthrop (9-8-8-8) in Auburn, Ala. (Dec. 16, 2015)
Scored 30 or more points in a quarter.....30 - South Carolina (1st quarter) in Columbia, S.C. (Jan. 11, 2018)
Scored less than 10 points in a half.....8 - Jacksonville (1st half) in Auburn, Ala. (Dec. 28, 2016)
Scored less than 20 points in a 1st half.....19 - Elon in Elon, N.C. (Dec. 22, 2018)
Scored less than 20 points in a 2nd half.....19 - Florida in Auburn, Ala. (Dec. 31, 2017)
Had 50 rebounds.....56 - Alabama in Auburn, Ala. (Feb. 20, 2017)
Had 25 assists.....25 - Florida International in Miami, Fla. (Dec. 19, 1993)
Had 25-29 turnovers.....25 - at Alabama in Tuscaloosa, Ala. (Jan. 10, 2019)
Had 30-34 turnovers.....30 - XULA in Auburn, Ala. (Dec. 28, 2017)
Had 35+ turnovers.....35 - ULM in Auburn, Ala. (Nov. 27, 2017)
Had 15 steals.....15 - East Carolina in Auburn, Ala. (Dec. 5, 2015)
Had 10 blocks.....11 - at Baylor [NCAA] in Waco, Texas (March 20, 2016)
Failed to make a 3-point field goal.....LSU (0-6) in Baton Rouge, La. (Feb. 1, 2016)
Attempted 35 free throws.....35 - Florida in Gainesville, Fla. (Feb. 28, 2016)
Made 30 free throws.....30 - Arkansas (Jan. 22, 1995)
Made 10 three-point field goals.....12 - Missouri (12-26) in Columbia, Mo. (Jan. 27, 2019)
Made 15 three-point field goals.....18 - Missouri in Columbia, Mo. (Jan. 6, 2013)
Scored 41-50 points in a game.....50 - Alabama State in Auburn, Ala. (Dec. 29, 2018)
Scored 31-40 points in a game.....40 - Georgetown in Nashville, Tenn. (Nov. 24, 2017)
Scored 30 points or less.....26 - Georgia in Athens, Ga. (Feb. 22, 2015)
Scored 25 points or less.....25 - Puerto Rico Mayaguez (Dec. 17, 2000)

Last Time an Opposing Player...

Scored 30+ points (non-conference).....30 - Nina Davis of Baylor [NCAA] in Waco, Texas (March 20, 2016)
Scored 30+ points (SEC).....30 - Sophie Cunningham of Missouri in Columbia, Mo. (Jan. 27, 2019)
Scored 35+ points.....38 - Lindsay Shearer of Kent State in Kent, Ohio (Nov. 20, 2005)
Attempted 25 field goals.....27 - Jantel Lavender (9-27) of Ohio State (Nov. 23, 2008)
Scored 20 points & had 20 rebounds.....Young of Baylor in the WNIT Championship Game, (20 pts./25 rebs.) (Apr. 4, 2003)
Two players scored 20 points.....Meme Jackson (27) and Renna Davis (23) of Tennessee in Auburn, Ala. (Jan. 3, 2019)
Three players scored 20 points.....by LSU in Baton Rouge, Chatman (22 pts), Johnson (21 pts) & Lowery (20 pts) (Jan. 12, 1991)
Five players scored in double figures.....Lorenzen (10), Needles (11), Lewis (10), Williams (11), Copeland (12) of Florida (Jan. 4, 2015)
Six players scored in double figures.....Williams (10), Lewis (13), Bonds (18), Peoples (10), Miller (12), Svetel (12) of Florida (Jan. 26, 2014)
Recorded a double-double.....N'dea Jones (11 pts/15 reb) of Texas A&M in Auburn, Ala. (Jan. 24, 2019)
Recorded a double-double with points and assists.....Tyasha Harris (12 pts/11 ast) of South Carolina in Columbia, S.C. (Jan. 11, 2018)
Recorded a triple-double.....Ceira Ricketts (14 pts./13 rebs./12 asst.) of Arkansas (Jan. 18, 2009)
Two players recorded a double-double.....Wilson (19 pts/11 reb) & Harris (12 pts/11 ast) of South Carolina in Columbia, S.C. (Jan. 11, 2018)
Committed 10+ turnovers.....12 - Amber Dixon of Louisiana Tech in Auburn, Ala. (Nov. 19, 2017)
Had 15-19 rebounds.....15 - by N'dea Jones of Texas A&M in Auburn, Ala. (Jan. 24, 2019)
Had 20+ rebounds.....20 - Caitlyn Ramirez of Troy in Auburn, Ala. (Nov. 11, 2016)
Had 10 assists.....11 - Tyasha Harris of South Carolina in Columbia, S.C. (Jan. 11, 2018)
Had 15 assists.....16 - Cindy McMahan of Alabama-Huntsville (Nov. 24, 1980)
Had 5 blocks.....5 - Ashley Knight of Alabama in Tuscaloosa, Ala. (Feb. 18, 2018)
Had 10 blocks.....Never
Had 5 steals.....5 - DJ Williams of Coastal Carolina in Myrtle Beach, S.C. (Dec. 18, 2018)
Made 15 field goals.....15 - Charmique Holdscraw (15-21) of Tennessee (Feb. 1, 1998)
Made 10 3-point field goals.....11 - Morgan Eye (11-18) of Missouri in Columbia, Mo. (Jan. 6, 2013)

2018-19 Auburn Individual Highs...**First Half**

Points.....	16, Unique Thompson at Iowa State (11/13/18)
Field Goals Made.....	6, 4x; last, Unique Thompson at Vanderbilt (1/17/19)
Field Goal Attempts.....	10, 3x; last, Janiah McKay vs. Texas A&M (1/24/19)
3-Point Field Goals Made	3, 4x; last, Robyn Benton at Elon (12/22/18)
3-Point Field Goal Attempts	8, Emari Jones vs. Coastal Carolina (12/18/18)
Free Throws Made	6, Janiah McKay at New Mexico (11/11/18)
Free Throws Attempted	8, Janiah McKay at New Mexico (11/11/18)
Rebounds	11, 2x; last, Unique Thompson vs. Oklahoma (12/2/18)
Assists	5, 2x; last, Janiah McKay vs. Nicholls State (11/9/18)
Blocked Shots.....	2, 3x; last, Unique Thompson vs. Alabama State (12/29/18)
Steals	4, Crystal Primm vs. Mississippi State (1/14/19)

Second Half

Points.....	17, Brooke Moore vs. Alabama State (12/29/18)
Field Goals Made.....	6, 3x; last, Daisa Alexander at Florida (1/6/19)
Field Goal Attempts.....	11, 2x; last, Janiah McKay at Missouri (1/27/19)
3-Point Field Goals Made	3, 4x; last, Brooke Moore vs. Mississippi State (1/14/19)
3-Point Field Goal Attempts	8, Brooke Moore vs. Alabama State (12/29/18)
Free Throws Made	9, Janiah McKay at St. Joseph's (12/6/18)
Free Throws Attempted	10, 2x; last, Crystal Primm vs. Coastal Carolina (12/18/18)
Rebounds	11, Unique Thompson vs. UL-Lafayette (11/25/18)
Assists	5, Janiah McKay vs. Grambling (11/6/18)
Blocked Shots.....	2, 5x; last, Howard/Jackson vs. Alabama State (12/29/18)
Steals	5, Crystal Primm vs. Nicholls State (11/9/18)

Game

Points.....	23, 2x; last, Janiah McKay at Missouri (1/27/19)
Field Goals Made.....	10, Unique Thompson vs. North Carolina (12/20/18)
Field Goal Attempts.....	20, Janiah McKay at Missouri (1/27/19)
3-Point Field Goals Made	5, 2x; last, Brooke Moore vs. Alabama State (12/29/18)
3-Point Field Goal Attempts	13, Brooke Moore vs. Alabama State (12/29/18)
Free Throws Made	10, Janiah McKay vs. North Carolina (12/20/18)
Free Throws Attempted	13, Janiah McKay vs. North Carolina (12/20/18)
Rebounds	19, Unique Thompson at New Mexico (11/11/18)
Assists	10, Janiah McKay vs. Grambling (11/6/18)
Blocked Shots.....	3, 2x; last, Unique Thompson vs. Alabama State (12/29/18)
Steals	7, Crystal Primm vs. Mississippi State (1/14/19)

2018-19 Auburn Team Highs...**First Half**

Points.....	51 at Elon (12/22/18)
Field Goals Made.....	19 at Elon (12/22/18)
Field Goal Attempts.....	41 vs. North Carolina (12/20/18)
3-Point Field Goals Made	7 at Elon (12/22/18)
3-Point Field Goal Attempts	17 vs. CCU (12/18/18) & vs. Alabama State (12/29/18)
Free Throws Made	15 at New Mexico (11/11/18)
Free Throws Attempted	20 at New Mexico (11/11/18)
Rebounds	29 at New Mexico (11/11/18)
Assists	12, 2x; last at XULA (11/28/18)
Blocked Shots.....	3, 3x; last vs. Alabama State (12/29/18)
Steals	9 vs. North Carolina (12/20/18) & vs. Alabama State (12/29/18)

Second Half

Points.....	53 vs. Grambling (11/6/18)
Field Goals Made.....	22 vs. Grambling (11/6/18)
Field Goal Attempts.....	41 vs. Nicholls State (11/9/18)
3-Point Field Goals Made	7 vs. Oklahoma (12/2/18) & at Elon (12/22/18)
3-Point Field Goal Attempts	18 vs. Alabama State (12/29/18)
Free Throws Made	16 vs. CCU (12/18/18) & vs. Alabama State (12/29/18)
Free Throws Attempted	22 vs. Coastal Carolina (12/18/18)
Rebounds	25 vs. Grambling (11/6/18)
Assists	16 vs. Grambling (11/6/18)
Blocked Shots.....	6 vs. Alabama State (12/29/18)
Steals	13 vs. Nicholls State (11/9/18)

Game

Points.....	97 vs. Grambling (11/6/18)
Field Goals Made.....	38 vs. Grambling (11/6/18) & at Elon (12/22/18)
Field Goal Attempts.....	85 vs. North Carolina (12/20/18)
3-Point Field Goals Made	14 at Elon (12/22/18)
3-Point Field Goal Attempts	35 vs. Alabama State (12/29/18)
Free Throws Made	29 vs. Alabama State (12/29/18)
Free Throws Attempted	36 vs. Alabama State (12/29/18)
Rebounds	53 vs. Grambling (11/6/18)
Assists	24 vs. Grambling (11/6/18)
Blocked Shots.....	9 vs. Alabama State (12/29/18)
Steals	20 vs. North Carolina (12/20/18)
Turnovers Forced.....	29 vs. Samford (12/16/18)

Specialty Statistics (Auburn-Opponent)

Opponent	Points in the Paint	Points off Turnovers	2nd-Chance Points	Fast-Break Points	Bench Points
Grambling	44-22	28-19	28-9	15-12	26-15
Nicholls State	36-22	29-11	11-2	12-6	17-10
at New Mexico	40-24	16-12	18-11	11-26	12-20
at Iowa State	20-26	19-19	7-14	2-2	5-7
Louisiana-Lafayette	32-24	27-17	7-12	12-4	22-18
at Xavier (La.)	32-20	27-16	16-11	8-2	20-32
Oklahoma	40-30	25-10	11-11	16-6	26-17
at St. Joseph's	36-26	20-4	5-7	14-7	14-22
Samford	26-22	30-3	12-3	6-4	15-24
vs. Coastal Carolina	32-34	30-14	20-20	6-2	19-29
vs. North Carolina	42-26	38-16	24-13	2-6	13-25
at Elon	40-16	27-7	18-7	12-0	41-17
Alabama State	22-18	34-5	18-14	8-6	49-22
Tennessee	34-32	20-13	19-14	2-12	0-3
at Florida	30-14	31-12	5-7	6-4	6-21
at Alabama	42-26	28-18	6-11	8-2	12-3
Mississippi State	20-44	20-15	11-18	13-12	19-27
at Vanderbilt	38-26	24-17	19-7	4-2	13-4
Texas A&M	34-28	26-13	9-13	6-2	14-0
at Missouri	26-16	20-1	10-6	0-0	13-7
TOTALS	666-496	511-242	274-210	163-117	356-323
Averages	33.3-24.8	25.6-12.1	13.7-10.5	8.2-5.9	17.8-16.2

Lead-Deficit Comparison

Opponent	Largest Lead	Largest Deficit	Lead Changes	Ties	Result
Grambling	49 (4th, 0:09)	4 (1st, 8:38)	1	0	W, 97-48
Nicholls State	29 (4th, 6:21)	--	0	0	W, 80-59
at New Mexico	8 (2nd, 8:50)	4 (2nd, 1:14)	15	16	W, 79-76
at Iowa State	15 (2nd, 2:26)	10 (4th, 2:21)	1	2	L, 64-67
Louisiana-Lafayette	16 (4th, 6:20)	--	0	0	W, 71-59
at Xavier (La.)	20 (4th, 5:26)	2 (1st, 9:34)	1	2	W, 77-58
Oklahoma	22 (3rd, 8:09)	8 (1st, 1:21)	3	1	W, 95-79
at St. Joseph's	16 (1st, 0:30)	2, (1st, 8:19)	4	1	W, 81-70
Samford	34 (4th, 9:50)	--	0	0	W, 73-46
vs. Coastal Carolina	8 (4th, 2:32)	7 (2nd, 5:34)	17	7	W, 84-78
vs. North Carolina	11 (3rd, 5:37)	5 (2nd, 9:42)	7	6	W, 86-81 (OT)
at Elon	54 (4th, 0:20)	--	0	0	W, 96-44
Alabama State	37 (4th, 1:14)	--	0	0	W, 83-50
Tennessee	3 (1st, 9:14)	9, (4th, 0:09)	9	8	L, 69-78
at Florida	11 (4th, 0:11)	8 (3rd, 7:32)	10	5	W, 64-56
at Alabama	15 (2nd, 2:35)	2 (1st, 5:34)	2	2	W, 66-56
Mississippi State	--	27 (4th, 5:49)	0	2	L, 59-85
at Vanderbilt	2 (4th, 0:09)	20 (3rd, 7:56)	3	3	W, 72-70
Texas A&M	8 (2nd, 1:51)	11 (4th, 5:58)	6	4	L, 67-69
at Missouri	--	29 (3rd, 4:39)	0	0	L, 65-74

Comparison Statistics (Auburn/Opponent)

Opponent	1st	2nd	Score	Mar	Total FG	FG Pct	3-Pointers	3FG Pct	Free Throws	FT Pct	Reb.	Mar	Assist	TO	Blk	Stl	Fouls
Grambling	44/20	53/28	97-48	+49	38-71/15-58	.535/.259	9-28/3-15	.321/.200	12-17/15-20	.706/.750	53/26	+27	24/9	18/20	6/0	11/10	18/20
Nicholls State	37/26	43/33	80-59	+21	32-71/20-53	.451/.377	4-18/9-24	.222/.375	12-13/10-11	.923/.909	42/28	+14	19/16	16/24	5/0	18/7	17/14
New Mexico	36/33	33/33	79-76	+3	28-68/24-63	.412/.381	4-17/12-37	.235/.324	19-25/16-24	.760/.667	45/39	+6	11/18	17/17	2/2	10/11	18/18
Iowa State	38/29	26/38	64-67	(3)	23-56/23-62	.411/.371	8-24/9-32	.333/.281	10-17/12-24	.588/.500	36/42	(6)	10/13	16/15	3/3	6/8	22/13
UL-Lafayette	34/26	37/33	71-59	+12	27-61/20-60	.443/.333	6-14/5-17	.429/.294	11-17/14-16	.647/.875	38/37	+1	19/6	22/26	5/2	15/12	20/19
Xavier (La.)	39/30	38/28	77-58	+19	29-66/20-49	.439/.408	10-24/8-33	.417/.364	9-17/10-10	.529/1.000	34/33	+1	22/13	14/25	5/0	14/9	16/16
Oklahoma	44/30	51/49	95-79	+16	36-74/28-61	.486/.459	13-29/10-23	.448/.435	10-13/13-26	.769/.500	39/39	-	15/14	12/21	1/2	12/10	18/17
St. Joseph's	42/30	39/40	81-70	+11	29-54/27-61	.537/.443	5-12/13-32	.417/.406	18-23/3-6	.783/.500	30/30	-	13/21	10/14	0/1	9/4	9/14
Samford	36/17	37/29	73-46	+27	25-64/19-51	.391/.373	6-16/7-21	.375/.333	17-20/1-2	.850/.500	34/36	(2)	10/16	12/29	3/2	15/7	8/20
Coastal Carolina	38/39	46/39	84-78	+6	28-67/27-59	.418/.458	7-27/5-25	.259/.200	21-27/19-26	.778/.731	36/41	(5)	11/10	15/23	0/1	8/7	23/23
North Carolina	34/29	40/35	86-81OT	+5	34-85/32-62	.400/.516	5-22/9-26	.227/.346	13-18/8-9	.722/.889	46/40	+6	8/20	15/27	3/4	20/7	17/20
Elon	51/19	45/25	96-44	+52	38-60/15-49	.633/.306	14-26/4-15	.538/.267	6-7/10-16	.857/.625	37/21	+16	18/9	12/20	3/0	10/7	20/9
Alabama State	37/20	46/30	83-50	+34	22-70/14-47	.314/.298	10-35/5-14	.286/.357	29-36/17-20	.806/.850	42/38	+4	12/9	6/24	9/1	17/2	18/28
Tennessee	35/35	34/43	69-78	(9)	24-70/27-50	.343/.540	6-22/7-15	.273/.467	15-20/17-23	.750/.739	29/43	(14)	10/18	11/23	2/4	9/9	18/18
Florida	25/31	39/25	64-56	+8	24-54/18-52	.444/.346	6-18/11-31	.333/.355	10-14/9-12	.714/.750	34/32	+2	9/12	15/20	1/1	11/7	19/13
Alabama	36/23	30/33	66-56	+10	29-52/22-55	.558/.400	4-14/8-23	.286/.348	4-8/4-7	.500/.571	27/33	(6)	16/14	17/25	2/2	16/9	15/13
Mississippi State	28/38	31/47	59-85	(26)	23-59/29-55	.390/.527	5-20/4-12	.250/.333	8-10/23-30	.444/.767	24/43	(19)	8/16	16/20	2/5	15/8	25/17
Vanderbilt	29/42	43/28	72-70	+2	30-67/25-41	.448/.610	5-18/9-13	.278/.692	7-11/11-15	.636/.733	27/30	(3)	10/19	10/21	1/2	12/4	18/14
Texas A&M	30/22	37/47	67-69	(2)	25-62/23-48	.403/.479	8-20/6-16	.400/.375	9-11/17-28	.818/.607	30/39	(9)	9/10	12/21	0/3	11/5	20/14
Missouri	23/43	42/31	65-74	(9)	26-62/22-45	.419/.489	6-12/12-26	.500/.462	7-16/18-23	.438/.783	28/38	(10)	7/19	6/17	1/5	8/4	20/17

Scoring Breakdown

(Percentage of total points in parentheses)

Opponent	Front Court	Back Court	Sr.	Jr.	So.	Fr.	Starters	Bench
Grambling	40 (41.2)	57 (58.7)	29	28	18	22	71 (73.2)	26 (26.8)
Nicholls State	22 (27.5)	58 (72.5)	29	28	12	11	63 (78.8)	17 (21.2)
at New Mexico	39 (49.3)	40 (50.7)	24	24	21	10	67 (84.8)	12 (15.2)
at Iowa State	28 (43.8)	36 (56.2)	29	11	21	3	59 (92.2)	5 (7.8)
Louisiana-Lafayette	32 (45.1)	39 (54.9)	21	12	21	17	49 (69.0)	22 (31.0)
at Xavier (La.)	31 (40.3)	46 (59.7)	25	17	21	14	57 (74.0)	20 (26.0)
Oklahoma	34 (35.8)	61 (64.2)	22	33	18	24	69 (72.6)	26 (27.4)
at St. Joseph's	30 (37.0)	51 (63.0)	25	30	12	14	67 (82.7)	14 (17.3)
Samford	19 (26.0)	54 (74.0)	28	25	5	15	58 (79.5)	15 (20.5)
vs. Coastal Carolina	34 (40.5)	50 (59.5)	37	17	16	14	65 (77.4)	19 (22.6)
vs. North Carolina	42 (48.8)	44 (51.2)	30	24	21	11	73 (84.9)	13 (15.1)
at Elon	43 (44.8)	53 (55.2)	18	23	20	35	55 (57.3)	41 (42.7)
Alabama State	33 (39.8)	50 (60.2)	7	21	11	44	34 (41.0)	49 (59.0)
Tennessee	46 (66.7)	13 (33.3)	10	29	19	11	69 (100.0)	0 (0.0)
at Florida	20 (31.3)	44 (60.7)	16	31	8	9	58 (90.6)	6 (9.4)
at Alabama	33 (50.0)	33 (50.0)	14	32	15	5	54 (81.8)	12 (10.2)
Mississippi State	2 (3.4)	57 (96.6)	6	32	2	19	40 (67.8)	19 (32.2)
at Vanderbilt	23 (31.9)	49 (60.1)	24	22	16	8	59 (81.9)	13 (18.1)
Texas A&M	18 (26.9)	49 (73.1)	23	22	8	14	53 (79.1)	14 (20.9)
at Missouri	21 (32.3)	44 (67.7)	23	23	6	13	52 (80.0)	13 (20.0)

Game-by-Game Leaders

	Points	Rebounds	Assists	Steals	Blocked Shots
Grambling	16-McKay/Benton	13-Unique Thompson	10-Janiah McKay	3-McKay/Benton	2-McKay/Thompson
Nicholls State	20-Daisa Alexander	10-Unique Thompson	7-Janiah McKay	5-Crystal Primm	2-Unique Thompson
at New Mexico	19-Thompson/McKay	19-Unique Thompson	6-Janiah McKay	3-Alexander/McKay	1-Thompson/Howard
at Iowa State	19-Unique Thompson	14-Unique Thompson	3-McKay/Jones	2-Daisa Alexander	2-Unique Thompson
UL-Lafayette	16-Unique Thompson	13-Unique Thompson	8-Daisa Alexander	4-Unique Thompson	3-Abigayle Jackson
at Xavier (La.)	16-Emari Jones	8-Unique Thompson	7-Janiah McKay	3-Thompson/Alexander	2-Abigayle Jackson
Oklahoma	19-Daisa Alexander	17-Unique Thompson	5-Daisa Alexander	3-Crystal Primm	1-Crystal Primm
at St. Joseph's	21-Janiah McKay	6-Unique Thompson	4-McKay/Alexander	4-Janiah McKay	(none)
Samford	20-Janiah McKay	6-Unique Thompson	4-Janiah McKay	4-Janiah McKay	1-(three players)
vs. Coastal Carolina	21-Janiah McKay	7-Unique Thompson	4-Janiah McKay	3-Emari Jones	(none)
vs. North Carolina	21-McKay/Thompson	18-Unique Thompson	4-Janiah McKay	4-(three players)	1-(three players)
at Elon	17-Crystal Primm	7-Primm/Howard	4-Janiah McKay	3-Daisa Alexander	2-Erin Howard
Alabama State	23-Brooke Moore	8-Unique Thompson	3-Janiah McKay	3-(three players)	3-Unique Thompson
Tennessee	19-Unique Thompson	12-Unique Thompson	3-Daisa Alexander	3-Daisa Alexander	1-Thompson/Jackson
at Florida	22-Daisa Alexander	9-Unique Thompson	6-Janiah McKay	5-Daisa Alexander	1-Erin Howard
at Alabama	22-Daisa Alexander	9-Unique Thompson	5-Erin Howard	4-Daisa Alexander	1-Howard/Jackson
Mississippi State	18-Daisa Alexander	5-Daisa Alexander	3-McKay/Sanders	7-Crystal Primm	1-Moore/Sanders
at Vanderbilt	19-Janiah McKay	13-Unique Thompson	6-Janiah McKay	4-Primm/McKay	1-Unique Thompson
Texas A&M	17-Janiah McKay	10-Unique Thompson	3-Janiah McKay	4-Crystal Primm	(none)
at Missouri	23-Janiah McKay	7-Unique Thompson	2-Alexander/Thompson	2-Primm/Moore	1-Crystal Primm

2018-19 Starting Lineups

	Point Guard (1)	Wing (2)	Wing (3)	Wing (4)	Post (5)
Grambling	Janiah McKay	Daisa Alexander	Crystal Primm	Emari Jones	Unique Thompson
Nicholls State	Janiah McKay	Daisa Alexander	Crystal Primm	Emari Jones	Unique Thompson
at New Mexico	Janiah McKay	Daisa Alexander	Crystal Primm	Emari Jones	Unique Thompson
at Iowa State	Janiah McKay	Daisa Alexander	Crystal Primm	Emari Jones	Unique Thompson
Louisiana-Lafayette	Janiah McKay	Daisa Alexander	Crystal Primm	Emari Jones	Unique Thompson
at Xavier (La.)	Janiah McKay	Daisa Alexander	Crystal Primm	Emari Jones	Unique Thompson
Oklahoma	Janiah McKay	Daisa Alexander	Crystal Primm	Emari Jones	Unique Thompson
at St. Joseph's	Janiah McKay	Daisa Alexander	Crystal Primm	Emari Jones	Unique Thompson
Samford	Janiah McKay	Daisa Alexander	Crystal Primm	Emari Jones	Unique Thompson
vs. Coastal Carolina	Janiah McKay	Daisa Alexander	Crystal Primm	Emari Jones	Unique Thompson
vs. North Carolina	Janiah McKay	Daisa Alexander	Crystal Primm	Emari Jones	Unique Thompson
at Elon	Janiah McKay	Daisa Alexander	Crystal Primm	Emari Jones	Unique Thompson
Alabama State	Janiah McKay	Daisa Alexander	Crystal Primm	Emari Jones	Unique Thompson
Tennessee	Janiah McKay	Daisa Alexander	Crystal Primm	Erin Howard	Unique Thompson
at Florida	Janiah McKay	Daisa Alexander	Crystal Primm	Erin Howard	Unique Thompson
at Alabama	Janiah McKay	Daisa Alexander	Crystal Primm	Erin Howard	Unique Thompson
Mississippi State	Janiah McKay	Daisa Alexander	Crystal Primm	Erin Howard	Unique Thompson
at Vanderbilt	Janiah McKay	Daisa Alexander	Crystal Primm	Erin Howard	Unique Thompson
Texas A&M	Janiah McKay	Daisa Alexander	Erica Sanders	Crystal Primm	Unique Thompson
at Missouri	Janiah McKay	Daisa Alexander	Erica Sanders	Crystal Primm	Unique Thompson

Record by Starting Lineup

McKay, Alexander, Primm, Jones, Thompson12-1 (.923)
McKay, Alexander, Primm, Howard, Thompson3-2 (.600)
McKay, Alexander, Sanders, Primm, Thompson0-2 (.000)



Terri

WILLIAMS-FLOURNOY

Head Coach

Seventh Season at Auburn • 15th as a Head Coach • 27th Season in coaching

Hampton, Va. • Penn State, 1991

- *Has taken her teams to postseason appearances in eight of the last 10 years, including five NCAA Tournament appearances*
- *Led Auburn to 19 or more wins in three of her first five years*
- *Has had six players selected to All-SEC teams*
- *Auburn has forced an average of 20.0+ turnovers per game under Coach Flo*
- *Led Auburn to the postseason in four of her first five seasons, advancing to WNIT Quarterfinals in 2013 and Third Round in 2014, along with NCAA Tournament in 2016 and 2017*
- *Won her 100th game at Auburn on Feb. 8, 2018, defeating LSU 70-62*
- *Picked up her 200th career head coaching victory Dec. 5, 2015 at home vs. East Carolina*
- *Won 250th career game at Xavier (La.) on Nov. 28, 2018*
- *Recorded her 400th career win as a collegiate coach in Auburn's 68-58 win over Hofstra on Dec. 9, 2012*
- *Won her 500th game as a collegiate coach with victory over Louisiana-Lafayette on Nov. 25, 2018*
- *Picked up first SEC win in 50-47 win over #23 Arkansas in 2013*
- *Earned second win over ranked opponent at Auburn and snapped 21-game skid to #16 Vanderbilt with 68-62 win in Nashville on Feb. 13, 2014*
- *Picked up first top-10 win with a 66-61 victory over #7 Kentucky on Jan. 3, 2016*
- *Has 260 wins as a head coach and 251 as an assistant for a .620 winning percentage over 27 years as a collegiate coach*
- *Has been part of six conference championships and 20 post-season appearances as an assistant and head coach*
- *2010 Black Coaches Association Coach of the Year*
- *Served as an assistant coach for Team USA that won a gold medal at the 2011 World University Games in Shenzhen, China*
- *Coached teams to 14 NCAA Tournament appearances, nine as an assistant and five as a head coach*
- *Has coached 24 players that have gone on to the professional ranks, including seven in the WNBA*
- *As an assistant, helped coach Georgia to an NCAA Final Four appearance and two NCAA Elite Eight appearances*
- *Coached three Georgetown players to three all-conference honors and one All-America award*
- *Has a 599-351 record in 31 seasons as a head coach, assistant coach and player*
- *Helped coach Georgetown to a Big East title in 1992*
- *As an assistant coach at Southwest Missouri State, helped the team to two straight NCAA Tournaments and two consecutive Missouri Valley Conference Tournament titles*

All-time record as player and coach:	599-351 (.632)	31 seasons
Record as collegiate player:	88-36 (.709)	4 seasons
Record as collegiate coach:	511-315 (.620)	27 seasons
Record as collegiate assistant coach:	251-116 (.683)	12 seasons
Record as collegiate head coach:	260-200 (.568)	15 seasons
Record as Auburn head coach:	117-96 (.555)	7 seasons

Williams-Flournoy Year-by-Year

Penn State, Player (1987-91)

Year	Record	Conf.	Other Information
1987-88	20-13	11-7	NCAA Second Round
1988-89	14-14	12-6	
1989-90	25-7	15-3	NCAA Second Round
1990-91	29-2	17-1	NCAA Second Round

Georgetown, Assistant Coach (1992-96)

Year	Record	Conf.	Other Information
1992-93	23-7	15-3	Big East Champions NCAA Sweet 16
1993-94	12-15	6-12	
1994-95	11-17	6-12	
1995-96	12-15	7-11	

Georgia, Assistant Coach (1996-2002)

Year	Record	Conf.	Other Information
1996-97	25-6	11-1	SEC Champions NCAA Elite Eight
1997-98	17-11	8-6	NCAA First Round
1998-99	27-7	9-5	NCAA Final Four
1999-2000	32-4	13-1	SEC Champions NCAA Elite Eight
2000-01	27-6	11-3	SEC Tournament Champions NCAA Second Round
2001-02	19-11	6-8	NCAA First Round

Southwest Missouri State, Assistant Coach (2002-04)

Year	Record	Conf.	Other Information
2002-03	18-13	11-7	MVC Tournament Champions NCAA First Round
2003-04	28-4	16-2	Missouri Valley Champions MVC Tournament Champions NCAA First Round

Georgetown, Head Coach (2004-12)

Year	Record	Conf.	Other Information
2004-05	12-16	7-9	
2005-06	10-17	3-13	
2006-07	13-16	3-13	
2007-08	15-14	5-11	
2008-09	20-14	7-9	WNIT Quarterfinals
2009-10	26-7	13-3	NCAA Second Round
2010-11	24-11	9-7	NCAA Sweet 16
2011-12	23-9	11-5	NCAA Second Round

Auburn, Head Coach (2012-present)

Year	Record	Conf.	Other Information
2012-13	19-15	5-11	WNIT Quarterfinals
2013-14	19-15	7-9	WNIT Third Round
2014-15	13-18	3-13	
2015-16	20-13	8-8	NCAA Second Round
2016-17	17-15	7-9	NCAA First Round
2017-18	14-15	5-11	
2018-19	15-5	3-4	



Daisa ALEXANDER

#0

Junior • Guard • 5-8

Decatur, Ga.

****2018 SEC All-Defensive Team****

Southwest DeKalb HS

- Has led Auburn in scoring in 3 straight games (22 vs. Florida; 22 vs. Alabama; 18 vs. Mississippi State)
- 2nd in SEC in steals (2.8/game); leads league in steals in SEC games (3.8/game)
- Hit game-winning jumper + free throw with 17 seconds left in 79-76 win at New Mexico (11/11)
- Led Tigers with 20 points on 7-12 shooting (4-5 FT) vs. Nicholls State (11/9)
- Scored 13 points and had a career-high 8 rebounds in season-opening win over Grambling (11/6)
- Led SEC in steals (2.8/game) as sophomore; named to 2018 SEC All-Defensive Team
- Averaged 14.2 points as sophomore, 2nd-best on team
- Double-digit scoring in 25 of 29 games in 2017-18
- Scored career-high 25 points on 9-14 shooting at Indiana while playing just 20 minutes off the bench (12/3); 12 points in 4th quarter

SEASON HIGHS

Points	22	2x; last at Alabama	11/19
Rebounds	8	vs. Grambling	11/6/18
Assists	8	vs. UL-Lafayette	11/25/18
Blocks	1	vs. Alabama State	12/29/18
Steals	5	at Florida	1/6/19
Field Goals	9	at Alabama	1/10/19
Field Goal Attempts	17	vs. Tennessee	1/3/19
3-Point Field Goals	3	5x; last at Alabama	1/10/19
3-Point FG Attempts	8	vs. Tennessee	1/3/19
Free Throws	4	vs. Nicholls State	11/9/18
Free Throw Attempts	6	vs. Mississippi State	1/14/19

Opponent	Start	Min.	FG-A	3PT-A	FT-A	O-D-T	PF	Ast.	TO	Blk.	St.	Pts.
GRAMBLING STATE	*	35	6-14	1-6	0-0	2-6-8	1	3	3	0	0	13
NICHOLLS STATE	*	31	7-12	2-5	4-5	3-2-5	0	1	1	0	2	20
at New Mexico	*	28	6-16	0-4	2-4	1-3-4	4	0	2	0	3	14
at Iowa State	*	22	2-5	0-3	0-0	0-2-2	4	1	2	0	2	4
LOUISIANA-LAFAYETTE	*	31	1-8	1-1	0-0	0-1-1	3	8	6	0	3	3
at Xavier (La.)	*	22	5-9	3-3	0-0	3-3-6	2	5	1	0	3	13
OKLAHOMA	*	30	7-15	3-7	2-2	0-5-5	1	5	3	0	2	19
at St. Joseph's	*	34	5-10	3-5	3-4	0-2-2	1	2	1	0	1	16
SAMFORD	*	31	6-13	1-5	3-3	2-3-5	0	2	1	0	3	16
vs. Coastal Carolina	*	11	1-4	1-2	0-0	0-0-0	0	2	2	0	0	3
vs. North Carolina	*	31	3-12	0-2	0-0	1-4-5	2	1	4	0	4	6
at Elon	*	24	2-5	1-3	1-2	0-1-1	1	0	1	0	3	6
ALABAMA STATE	*	19	3-9	2-5	1-3	0-1-1	0	0	0	1	2	9
TENNESSEE	*	33	4-17	2-8	3-4	0-2-2	4	3	3	0	3	13
at Florida	*	35	8-15	3-7	3-5	0-2-2	2	0	2	0	5	22
at Alabama	*	30	9-13	3-6	1-1	0-3-3	2	2	1	0	4	22
MISSISSIPPI STATE	*	25	7-13	1-5	3-6	2-3-5	4	1	5	0	3	18
at Vanderbilt	*	30	5-15	2-6	2-2	2-1-3	1	0	1	0	2	14
TEXAS A&M	*	25	4-12	3-7	1-2	1-2-3	4	0	2	0	0	12
at Missouri	*	28	4-12	3-4	0-0	0-3-3	5	2	2	0	0	11
at Ole Miss												
GEORGIA												
KENTUCKY												
at Arkansas												
at Tennessee												
ALABAMA												
MISSOURI												
SOUTH CAROLINA												
at LSU												

CAREER HIGHS

Points	25	at Indiana	12/3/17
Rebounds	8	vs. Grambling	11/6/18
Assists	8	vs. UL-Lafayette	11/25/18
Blocks	2	at Kentucky	2/1/18
Steals	7	at LSU	1/18/18
Field Goals	9	4x; last at Alabama	1/10/19
Field Goal Attempts	23	at Tennessee	1/4/18
3-Point Field Goals	3	9x; last at Alabama	1/10/19
3-Point FG Attempts	9	2x; last at Tennessee	1/4/18
Free Throws	6	vs. Xavier (La.)	12/28/17
Free Throw Attempts	8	vs. Xavier (La.)	12/28/17

ALEXANDER'S CAREER STATISTICS

Season	gp-gs	min/avg	Total		3-Point		F-Throws		Rebounds				Scoring							
			fg-fga	pct	fg-fga	pct	ft-fta	pct	off	def	tot	avg	pf	fo	ast	to	blk	stl	pts	avg
2016-17	20-0	113/5.7	9-37	.243	1-10	.100	7-10	.700	9	8	17	0.9	18	0	1	10	0	9	26	1.3
2017-18	29-11	746/25.7	157-403	.390	41-122	.336	57-77	.740	17	59	76	2.6	73	0	39	79	3	80	412	14.2
2018-19	20-20	548/27.4	95-229	.415	35-95	.368	29-43	.674	17	49	66	3.3	41	1	38	43	1	45	254	12.7
TOTAL	69-31	1407/20.4	261-669	.390	77-227	.339	93-130	.715	43	116	159	2.3	132	1	78	132	4	134	692	10.0



Robyn BENTON

#1

Freshman • Guard • 5-9

Conyers, Ga.

Greater Atlanta Christian HS

• SEC Freshman of the Week (1/22)

- Made game-winning shot + free throw with 8.6 seconds left to finish off 20-point comeback win at Vanderbilt (1/17)
- Hit 5-of-5 3-point attempts and scored 15 points in win at Elon (12/22)
- Scored 14 points and was 4-5 on 3-pointers in win over Oklahoma (12/2)
- Shared team lead with 16 points and hit three 3-pointers in collegiate debut vs. Grambling (11/6)
- Five-star prospect, rated No. 17 overall nationally, No. 6 guard by ESPN HoopGurlz
- Atlanta Journal-Constitution first-team all-state as a junior; GHSA Class AAA Player of the Year as a junior
- Sister of former Tennessee football player Inky Johnson

SEASON/CAREER HIGHS

Points		
16	vs. Grambling	11/6/18
Rebounds		
5	at XULA	11/28/18
Assists		
3	2x; last at XULA	11/28/18
Blocks		
1	2x; last vs. Nicholls State	11/9/18
Steals		
3	vs. Grambling	11/6/18
Field Goals		
6	vs. Grambling	11/6/18
Field Goal Attempts		
12	vs. Grambling	11/6/18
3-Point Field Goals		
5	at Elon	12/22/18
3-Point FG Attempts		
8	vs. Grambling	11/6/18
Free Throws		
3	3x; last at Vanderbilt	1/17/19
Free Throw Attempts		
4	2x; last vs. Alabama State	12/29/18

Opponent	Start	Min.	FG-A	3PT-A	FT-A	O-D-T	PF	Ast.	TO	Blk.	St.	Pts.
GRAMBLING STATE		24	6-12	3-8	1-2	0-1-1	0	3	1	1	3	16
NICHOLLS STATE		18	4-8	1-3	0-0	0-1-1	3	0	1	1	0	9
at New Mexico		18	1-4	0-1	0-0	0-1-1	2	1	1	0	1	2
at Iowa State		19	1-6	1-5	0-0	0-0-0	1	0	2	0	1	3
LOUISIANA-LAFAYETTE		24	5-7	2-3	3-4	1-1-2	2	1	0	0	2	15
at Xavier (La.)		17	2-5	1-2	0-2	3-2-5	1	3	1	0	1	5
OKLAHOMA		15	5-7	4-5	0-0	0-0-0	1	0	0	0	2	14
at St. Joseph's		6	0-0	0-0	0-0	1-0-1	0	0	0	0	0	0
SAMFORD		24	4-10	2-4	0-0	2-1-3	1	0	0	0	2	10
vs. Coastal Carolina		25	1-9	1-4	0-0	1-3-4	0	2	1	0	0	5
vs. North Carolina		11	1-5	0-1	0-0	0-0-0	2	1	0	0	1	2
at Elon		16	5-5	5-5	0-0	0-1-1	3	2	0	0	2	15
ALABAMA STATE		22	3-10	2-7	3-4	1-1-2	1	0	0	0	0	11
TENNESSEE		8	0-3	0-1	0-0	0-0-0	0	0	1	0	0	0
at Florida		4	0-0	0-0	0-0	0-0-0	2	0	1	0	0	0
at Alabama		11	1-5	1-2	0-0	0-2-2	0	0	1	0	1	3
MISSISSIPPI STATE		9	1-6	0-3	1-2	0-1-1	1	0	0	0	1	3
at Vanderbilt		15	2-3	1-2	3-3	2-1-3	1	0	0	0	0	8
TEXAS A&M		17	4-7	3-6	0-0	0-1-1	2	2	1	0	1	11
at Missouri		6	0-0	0-0	0-0	0-1-1	0	0	0	0	0	0
at Ole Miss												
GEORGIA												
KENTUCKY												
at Arkansas												
at Tennessee												
ALABAMA												
MISSOURI												
SOUTH CAROLINA												
at LSU												

BENTON'S CAREER STATISTICS

Season	gp-gs	min/avg	Total		3-Point		F-Throws		Rebounds				Scoring							
			fg-fga	pct	fg-fga	pct	ft-fta	pct	off	def	tot	avg	pf	fo	ast	to	blk	stl	pts	avg
2018-19	20-0	311/15.6	46-112	.411	27-62	.435	13-19	.684	10	16	26	1.3	27	0	15	10	2	19	132	6.6
TOTAL	20-0	311/15.6	46-112	.411	27-62	.435	13-19	.684	10	16	26	1.3	27	0	15	10	2	19	132	6.6



Brooke MOORE

#2

Freshman • Guard • 5-7

McDonough, Ga.

Henry County HS

• SEC Freshman of the Week (12/31)

- Led Auburn with career-high 23 points, hit five 3-pointers in win over Alabama State (12/29); also made half-court shot at halftime
- Scored SEC-best 16 points, making four 3-pointers
- Scored 14 points and hit 4 3-pointers in win at Elon (12/22); helped set single-game 3-point record for 2nd time in less than a month
- Made collegiate debut at Xavier (La.); scored 3 points
- Missed first five games with injury
- Five-star prospect, No. 42 overall prospect and No. 11 guard by ESPN HoopGurlz
- Averaged 22.3 points, 4.0 assists, 3.0 steals per game as HS senior; shot 41% on 3-pointers and 81% on free throws
- Georgia Class AAAA Player of the Year as a senior; 3-time AJC Player of the Year


SEASON/CAREER HIGHS

Points	23	vs. Alabama State	12/29/18
Rebounds	4	vs. Coastal Carolina	12/18/18
Assists	3	at Elon	12/22/18
Blocks	1	vs. Mississippi State	1/14/19
Steals	2	at Missouri	1/27/19
Field Goals	6	2x; last vs. Mississippi State	1/14/19
Field Goal Attempts	15	vs. Alabama State	12/29/18
3-Point Field Goals	5	vs. Alabama State	12/29/18
3-Point FG Attempts	13	vs. Alabama State	12/29/18
Free Throws	6	vs. Alabama State	12/29/18
Free Throw Attempts	6	vs. Alabama State	12/29/18

Opponent	Start	Min.	FG-A	3PT-A	FT-A	O-D-T	PF	Ast.	TO	Blk.	St.	Pts.
GRAMBLING STATE						--DNP--						
NICHOLLS STATE						--DNP--						
at New Mexico						--DNP--						
at Iowa State						--DNP--						
LOUISIANA-LAFAYETTE						--DNP--						
at Xavier (La.)	14		1-9	1-6	0-0	0-1-1	0	1	0	0	0	3
OKLAHOMA	11		2-5	2-5	0-0	1-0-1	1	1	1	0	0	6
at St. Joseph's	12		4-9	2-5	0-0	0-2-2	0	0	0	0	0	10
SAMFORD						--DNP--						
vs. Coastal Carolina	14		2-6	1-4	0-0	1-3-4	0	2	1	0	0	5
vs. North Carolina	8		2-5	2-4	0-0	0-0-0	0	0	0	0	0	6
at Elon	18		5-11	4-10	0-0	0-3-3	2	3	2	0	1	14
ALABAMA STATE	23		6-15	5-13	6-6	0-1-1	1	2	0	0	1	23
TENNESSEE	11		0-4	0-3	0-0	0-1-1	0	0	0	0	0	0
at Florida	17		2-9	2-7	0-0	1-1-2	0	0	0	0	0	6
at Alabama	7		0-0	0-0	0-0	0-0-0	1	0	1	0	1	0
MISSISSIPPI STATE	17		6-11	4-9	0-0	0-0-0	2	0	2	1	1	16
at Vanderbilt	5		0-1	0-0	0-0	0-0-0	1	0	1	0	0	0
TEXAS A&M	8		1-2	1-2	0-0	0-0-0	0	0	0	0	0	3
at Missouri	17		3-8	2-5	2-2	0-0-0	2	0	0	0	2	10
at Ole Miss												
GEORGIA												
KENTUCKY												
at Arkansas												
at Tennessee												
ALABAMA												
MISSOURI												
SOUTH CAROLINA												
at LSU												

MOORE'S CAREER STATISTICS

Season	gp-gs	min/avg	Total		3-Point		F-Throws		Rebounds				Scoring							
			fg-fga	pct	fg-fga	pct	ft-fta	pct	off	def	tot	avg	pf	fo	ast	to	blk	stl	pts	avg
2018-19	14-0	181/12.9	34-95	.358	26-73	.356	8-8	1.000	3	12	15	1.1	10	0	9	8	1	6	102	7.3
TOTAL	14-0	181/12.9	34-95	.358	26-73	.356	8-8	1.000	3	12	15	1.1	10	0	9	8	1	6	102	7.3



Erica SANDERS

#3

Senior • Guard • 5-10

San Antonio, Texas

Johnson HS

- Made first start of season and second of career vs. Texas A&M (1/24); scored 6 points and had 3 rebounds
- Hit first career 3-pointer to beat 3rd-quarter buzzer in huge comeback win at Vanderbilt (1/17)
- Scored 6 points on 3-3 FG at Alabama (1/10)
- Had 6 rebounds, 3 steals vs. Alabama State (12/29)
- Returned to action vs. North Carolina (12/20); hit two free throws in overtime
- Missed first nine games with knee injury suffered in preseason
- Career-high 6 steals along with 6 points in win over Louisiana Tech (11/19/17)
- Scored career-high 9 points in win over Ole Miss (1/8/17)
- Hit go-ahead jumper with 50 seconds left in comeback win over Indiana (11/27/16)

SEASON HIGHS

Points	6	2x; last vs. Texas A&M	1/24/19
Rebounds	6	vs. Alabama State	12/29/18
Assists	3	vs. Mississippi State	1/14/19
Blocks	1	vs. Mississippi State	1/14/19
Steals	3	vs. Alabama State	12/29/18
Field Goals	3	2x; last vs. Texas A&M	1/24/19
Field Goal Attempts	4	2x; last vs. Texas A&M	1/24/19
3-Point Field Goals	1	at Vanderbilt	1/17/19
3-Point FG Attempts	1	at Vanderbilt	1/17/19
Free Throws	2	vs. North Carolina	12/20/18
Free Throw Attempts	2	vs. North Carolina	12/20/18

Opponent	Start	Min.	FG-A	3PT-A	FT-A	O-D-T	PF	Ast.	TO	Blk.	St.	Pts.
GRAMBLING STATE						--DNP--						
NICHOLLS STATE						--DNP--						
at New Mexico						--DNP--						
at Iowa State						--DNP--						
LOUISIANA-LAFAYETTE						--DNP--						
at Xavier (La.)						--DNP--						
OKLAHOMA						--DNP--						
at St. Joseph's						--DNP--						
SAMFORD						--DNP--						
vs. Coastal Carolina						--DNP--						
vs. North Carolina		11	0-0	0-0	2-2	1-2-3	4	0	1	0	0	2
at Elon		3	0-0	0-0	0-0	0-0-0	0	0	0	0	0	0
ALABAMA STATE		11	0-0	0-0	0-0	4-2-6	1	1	1	0	3	0
TENNESSEE		14	0-1	0-0	0-0	1-1-2	3	1	0	0	0	0
at Florida		14	0-1	0-0	0-0	0-1-1	1	0	0	0	1	0
at Alabama		21	3-3	0-0	0-0	0-0-0	3	1	0	0	2	6
MISSISSIPPI STATE		23	0-0	0-0	0-0	0-1-1	3	3	0	1	0	0
at Vanderbilt		17	2-4	1-1	0-0	0-0-0	4	0	0	0	0	5
TEXAS A&M	*	29	3-4	0-0	0-0	1-3-4	3	1	0	0	0	6
at Missouri	*	26	0-2	0-0	0-0	1-2-3	4	1	1	0	1	0
at Ole Miss												
GEORGIA												
KENTUCKY												
at Arkansas												
at Tennessee												
ALABAMA												
MISSOURI												
SOUTH CAROLINA												
at LSU												

CAREER HIGHS

Points	9	vs. Ole Miss	1/8/17
Rebounds	7	at Arkansas	2/26/17
Assists	5	vs. Tennessee	1/19/17
Blocks	1	4x; last vs. Mississippi State	1/14/19
Steals	6	vs. Louisiana Tech	11/19/17
Field Goals	4	5x; last vs. ULM	11/29/17
Field Goal Attempts	11	vs. Missouri	2/21/16
3-Point Field Goals	1	at Vanderbilt	1/17/19
3-Point FG Attempts	1	10x; last at Vanderbilt	1/17/19
Free Throws	4	vs. St. John's	3/18/16
Free Throw Attempts	4	3x; last at Virginia Tech	11/13/17

SANDERS' CAREER STATISTICS

Season	gp-gs	min/avg	Total		3-Point		F-Throws		Rebounds				Scoring							
			fg-fga	pct	fg-fga	pct	ft-fta	pct	off	def	tot	avg	pf	fo	ast	to	blk	stl	pts	avg
2015-16	33-0	569/17.2	40-103	.388	0-7	.000	15-20	.750	39	46	85	2.6	88	2	30	33	0	33	95	2.9
2016-17	29-1	566/19.5	28-78	.359	0-1	.000	9-12	.750	45	45	90	3.1	78	3	35	21	5	42	65	2.2
2017-18	20-0	307/15.4	14-33	.424	0-1	.000	4-6	.667	12	12	24	1.2	38	0	8	22	0	31	32	1.6
2018-19	10-2	169/16.9	8-15	.533	1-1	1.000	2-2	1.000	8	12	20	2.0	26	0	8	3	1	7	19	1.9
TOTAL	92-3	1611/17.5	90-229	.393	1-10	.100	30-40	.750	104	115	219	2.4	230	5	81	79	6	113	211	2.3



Abigayle JACKSON

#4

Sophomore • Forward • 6-3

Little Rock, Ark.

Little Rock Central HS

- Matched season-high of 6 points on 3-3 shooting at XULA (11/28)
- Had 4 points, 5 rebounds in season-opener vs. Grambling (11/6)
- Played in 28 of 29 games as a freshman; started final 12 games of season
- Averaged 2.0 points, 1.7 rebounds as freshman; led team with 22 blocks (0.8/game)
- Made first collegiate start at LSU (1/18), had 4 points, 4 rebounds and 3 steals in 19 minutes of action
- Career-high 13 points, 3 steals at Texas A&M (2/4); played career-high 26 minutes
- Ranked as No. 1 player in state of Arkansas in class of 2017

SEASON HIGHS

Points	6	3x; last at Elon	12/22/18
Rebounds	6	vs. Nicholls State	11/9/18
Assists	1	4x; last vs. Samford	12/16/18
Blocks	3	vs. UL-Lafayette	11/25/18
Steals	2	at XULA	11/28/18
Field Goals	3	2x; last at Elon	12/22/18
Field Goal Attempts	5	vs. Alabama State	12/29/18
3-Point Field Goals	1	vs. UL-Lafayette	11/25/18
3-Point FG Attempts	2	vs. UL-Lafayette	11/25/18
Free Throws	2	vs. Nicholls State	11/9/18
Free Throw Attempts	2	vs. Nicholls State	11/9/18

Opponent	Start	Min.	FG-A	3PT-A	FT-A	O-D-T	PF	Ast.	TO	Blk.	St.	Pts.
GRAMBLING STATE		10	2-2	0-0	0-0	3-2-5	2	1	0	1	0	4
NICHOLLS STATE		16	2-3	0-0	2-2	4-2-6	1	1	3	0	0	6
at New Mexico		4	1-1	0-0	0-0	0-0-0	3	0	0	0	0	2
at Iowa State		4	1-3	0-1	0-0	0-1-1	2	0	0	0	0	2
LOUISIANA-LAFAYETTE		14	2-4	1-2	0-0	0-4-4	2	1	0	3	0	5
at Xavier (La.)		9	3-3	0-0	0-0	1-0-1	0	0	1	2	2	6
OKLAHOMA		9	0-1	0-0	0-0	1-3-4	2	0	0	0	0	0
at St. Joseph's		5	0-1	0-0	0-0	1-1-2	2	0	0	0	0	0
SAMFORD		8	0-2	0-0	0-0	0-1-1	1	1	0	0	0	0
vs. Coastal Carolina		9	1-1	0-0	1-1	1-1-2	5	0	1	0	0	3
vs. North Carolina		2	0-1	0-0	0-0	0-0-0	2	0	1	0	0	0
at Elon		13	3-4	0-0	0-0	0-1-1	4	0	1	1	0	6
ALABAMA STATE		13	2-5	0-0	1-1	1-2-3	4	0	0	2	1	5
TENNESSEE		4	0-1	0-0	0-0	0-1-1	0	0	1	1	0	0
at Florida		4	0-1	0-0	0-0	0-0-0	3	0	1	0	0	0
at Alabama		7	1-1	0-0	1-1	0-0-0	1	0	2	1	1	3
MISSISSIPPI STATE		14	0-0	0-0	0-0	0-0-0	2	0	2	0	1	0
at Vanderbilt		3	0-0	0-0	0-0	0-0-0	1	0	0	0	0	0
TEXAS A&M		7	0-0	0-0	0-0	0-0-0	2	0	0	0	1	0
at Missouri												
at Ole Miss												
GEORGIA												
KENTUCKY												
at Arkansas												
at Tennessee												
ALABAMA												
MISSOURI												
SOUTH CAROLINA												
at LSU												

CAREER HIGHS

Points	13	at Texas A&M	2/4/18
Rebounds	7	vs. ULM	11/29/17
Assists	1	3x; last vs. Nicholls State	11/9/18
Blocks	3	3x; last vs. UL-Lafayette	11/25/18
Steals	3	2x; last at Texas A&M	2/4/18
Field Goals	5	2x; last at Texas A&M	2/4/18
Field Goal Attempts	11	at Texas A&M	2/4/18
3-Point Field Goals	1	3x; last vs. UL-Lafayette	11/25/18
3-Point FG Attempts	5	vs. Vanderbilt	2/12/18
Free Throws	3	at Texas A&M	2/4/18
Free Throw Attempts	5	at Texas A&M	2/4/18

JACKSON'S CAREER STATISTICS

Season	gp-gs	min/avg	Total		3-Point		F-Throws		Rebounds				Scoring							
			fg-fga	pct	fg-fga	pct	ft-fta	pct	off	def	tot	avg	pf	fo	ast	to	blk	stl	pts	avg
2017-18	28-11	270/9.6	23-59	.390	3-24	.125	8-15	.533	14	34	48	1.7	47	1	1	16	22	10	57	2.0
2018-19	19-0	155/8.2	18-34	.529	1-3	.333	5-5	1.000	12	19	31	1.6	39	1	4	13	11	6	42	2.2
TOTAL	47-11	425/9.0	41-93	.441	4-27	.148	13-20	.650	26	53	79	1.7	86	2	5	29	33	16	99	2.1



Emari JONES

#5

Senior • Guard • 6-2

Chicago, Ill.

Shawnee CC / Wheaton North HS

- **Out for season after suffering knee injury vs. Alabama State (12/29)**
- Scored 16 points and hit four 3-pointers in back-to-back games vs. XULA (11/28) and Oklahoma (12/2)
- Career-high 10 rebounds vs. UL-Lafayette (11/25)
- Played career-high 39 minutes at Iowa State, scored 15 points and matched career-high with 4 3-pointers (11/13)
- Played in all 29 games as a junior, starting 16; averaged 5.0 points, 3.2 rebounds in 22.8 minutes
- Tied for second on the team with 29 3-pointers as a junior; shot 29.6% (29-98)
- Career-high 18 points on 6-11 shooting (4-6 3FG) vs. Florida (12/31); matched previous career high (11) by halftime
- Transferred to Auburn from Shawnee CC in Ullin, Ill.; led Shawnee to 30-3 record and conference title as a freshman in 2015-16
- Scored 746 total points as JUCO freshman, which led the nation; scoring average was third nationally

SEASON HIGHS

Points	16	3x; last vs. Coastal Carolina	12/18/18
Rebounds	10	vs. UL-Lafayette	11/25/18
Assists	3	3x; last at Iowa State	11/13/18
Blocks	1	3x; last vs. North Carolina	12/20/18
Steals	3	vs. Coastal Carolina	12/18/18
Field Goals	6	3x; last vs. Oklahoma	12/2/18
Field Goal Attempts	15	vs. Nicholls State	11/9/18
3-Point Field Goals	4	4x; last vs. Coastal Carolina	12/18/18
3-Point FG Attempts	11	vs. Coastal Carolina	12/18/18
Free Throws	3	at Iowa State	11/13/18
Free Throw Attempts	4	at Iowa State	11/13/18

Opponent	Start	Min.	FG-A	3PT-A	FT-A	O-D-T	PF	Ast.	TO	Blk.	St.	Pts.
GRAMBLING STATE	*	28	5-13	3-9	0-0	3-5-8	1	3	3	0	2	13
NICHOLLS STATE	*	31	6-15	1-5	2-2	3-5-8	1	3	2	1	2	15
at New Mexico	*	24	2-10	1-8	0-0	1-1-2	2	2	6	0	1	5
at Iowa State	*	39	4-9	4-8	3-4	3-4-7	4	3	2	0	1	15
LOUISIANA-LAFAYETTE	*	37	3-9	1-4	1-1	5-5-10	3	2	3	0	1	8
at Xavier (La.)	*	31	6-12	4-6	0-0	1-3-4	3	2	2	1	1	16
OKLAHOMA	*	35	6-11	4-9	0-0	0-3-3	2	1	2	0	2	16
at St. Joseph's	*	33	2-4	0-0	0-1	1-2-3	0	1	0	0	0	4
SAMFORD	*	29	2-5	2-3	2-2	0-2-2	3	0	3	0	1	8
vs. Coastal Carolina	*	37	5-13	4-11	2-2	4-2-6	2	0	0	0	3	16
vs. North Carolina	*	38	3-12	1-8	0-0	3-0-3	0	1	2	1	2	7
at Elon	*	22	2-4	1-2	0-0	2-1-3	2	2	1	0	1	5
ALABAMA STATE	*	2	0-1	0-1	0-0	1-0-1	0	0	1	0	0	0
TENNESSEE						--DNP--						
at Florida						--DNP--						
at Alabama						--DNP--						
MISSISSIPPI STATE						--DNP--						
at Vanderbilt						--DNP--						
TEXAS A&M						--DNP--						
at Missouri						--DNP--						
at Ole Miss												
GEORGIA												
KENTUCKY												
at Arkansas												
at Tennessee												
ALABAMA												
MISSOURI												
SOUTH CAROLINA												
at LSU												

CAREER HIGHS

Points	18	vs. Florida	12/31/17
Rebounds	10	vs. UL-Lafayette	11/25/18
Assists	4	at Ole Miss	2/16/17
Blocks	2	at LSU	1/18/18
Steals	3	4x; last vs. Coastal Carolina	12/18/18
Field Goals	6	4x; last vs. Oklahoma	12/2/18
Field Goal Attempts	15	vs. Nicholls State	11/9/18
3-Point Field Goals	4	5x; last vs. Coastal Carolina	12/18/18
3-Point FG Attempts	11	vs. Coastal Carolina	12/18/18
Free Throws	4	vs. Alabama	1/28/18
Free Throw Attempts	5	at Missouri	1/26/17

JONES' CAREER STATISTICS (at Auburn)

Season	gp-gs	min/avg	Total		3-Point		F-Throws		Rebounds				Scoring							
			fg-fga	pct	fg-fga	pct	ft-fta	pct	off	def	tot	avg	pf	fo	ast	to	blk	stl	pts	avg
2016-17	31-0	278/9.0	25-76	.329	11-42	.262	23-30	.767	16	24	40	1.3	28	0	13	18	2	12	84	2.7
2017-18	29-16	660/22.8	49-146	.336	29-98	.296	19-24	.792	41	52	93	3.2	75	4	16	39	2	32	146	5.0
2018-19	13-13	384/29.5	46-118	.390	26-74	.351	10-12	.833	26	33	59	4.5	23	0	20	27	3	17	128	9.8
TOTAL	73-29	1322/18.1	120-340	.353	66-214	.308	52-66	.788	83	109	192	2.6	126	4	49	84	7	61	358	4.9



Kiyae' WHITE

#10

Redshirt Freshman • Forward • 6-2

Macungie, Pa.

Emmaus HS

- Scored 4 points at St. Joseph's, including a steal and fast-break basket to cap a 9-0 Auburn run in 4th quarter (12/6)
- Made first collegiate appearance vs. Grambling (11/6); had 3 points, 4 rebounds in 12 minutes of action
- Redshirted 2017-18 season due to injury
- Ranked as No. 20 forward nationally out of high school
- Three brothers all played football at West Virginia; brother, Kevin White, plays for Chicago Bears

SEASON/CAREER HIGHS

Points	5	vs. Samford	12/16/18
Rebounds	4	4x; last vs. Alabama State	12/29/18
Assists	2	3x; last at XULA	11/28/18
Blocks			
Steals	1	2x; last vs. Coastal Carolina	12/18/18
Field Goals	2	2x; last vs. Samford	12/16/18
Field Goal Attempts	4	vs. Alabama State	12/29/18
3-Point Field Goals			
3-Point FG Attempts			
Free Throws	2	vs. Alabama State	12/29/18
Free Throw Attempts	3	vs. Alabama State	12/29/18

Opponent	Start	Min.	FG-A	3PT-A	FT-A	O-D-T	PF	Ast.	TO	Blk.	St.	Pts.
GRAMBLING STATE		12	1-2	0-0	1-2	2-2-4	1	2	1	0	0	3
NICHOLLS STATE		11	1-3	0-0	0-0	0-0-0	1	2	1	0	0	2
at New Mexico		1	0-1	0-0	0-0	1-0-1	0	0	0	0	0	0
at Iowa State		2	0-0	0-0	0-0	0-0-0	0	0	0	0	0	0
LOUISIANA-LAFAYETTE		6	0-1	0-0	0-0	0-0-0	0	0	1	0	0	0
at Xavier (La.)		14	0-3	0-0	0-0	2-1-3	2	2	1	0	0	0
OKLAHOMA		3	1-2	0-0	0-0	1-0-1	1	0	0	0	0	2
at St. Joseph's		10	2-3	0-0	0-0	2-2-4	2	0	0	0	1	4
SAMFORD		12	2-3	0-0	1-1	2-2-4	1	0	0	0	0	5
vs. Coastal Carolina		3	1-2	0-0	0-0	0-0-0	1	0	0	0	1	2
vs. North Carolina						--DNP--						
at Elon		8	0-1	0-0	0-0	1-2-3	2	0	1	0	0	0
ALABAMA STATE		11	1-4	0-0	2-3	3-1-4	2	0	0	0	0	4
TENNESSEE						--DNP--						
at Florida		1	0-0	0-0	0-0	0-0-0	2	0	0	0	0	0
at Alabama		1	0-0	0-0	0-0	0-0-0	0	0	0	0	0	0
MISSISSIPPI STATE		12	0-0	0-0	0-0	0-1-1	2	0	1	0	0	0
at Vanderbilt		0+	0-0	0-0	0-0	0-0-0	0	0	0	0	0	0
TEXAS A&M						--DNP--						
at Missouri		8	1-1	0-0	1-2	1-1-2	1	0	0	0	0	3
at Ole Miss												
GEORGIA												
KENTUCKY												
at Arkansas												
at Tennessee												
ALABAMA												
MISSOURI												
SOUTH CAROLINA												
at LSU												

WHITE'S CAREER STATISTICS

Season	gp-gs	min/avg	Total		3-Point		F-Throws		Rebounds				Scoring							
			fg-fga	pct	fg-fga	pct	ft-fa	pct	off	def	tot	avg	pf	fo	ast	to	blk	stl	pts	avg
2018-19	17-0	116/6.8	10-26	.385	0-0	.000	5-8	.625	15	12	27	1.6	18	0	6	6	0	2	25	1.5
TOTAL	17-0	116/6.8	10-26	.385	0-0	.000	5-8	.625	15	12	27	1.6	18	0	6	6	0	2	25	1.5



Unique THOMPSON

#20

Sophomore • Forward • 6-3

Theodore, Ala.

****2018 SEC All-Freshman Team****

Faith Academy

• 2018-19 Preseason All-SEC; 2018 SEC All-Freshman Team

- Has 8 double-doubles this season, 15 in her career (tied for 8th all-time at Auburn)
- Season-high 21 points along with 18 rebounds while playing career-high 43 minutes in OT win over North Carolina (12/20)
- Career-high 19 rebounds with 19 points for second double-double of season at New Mexico (11/9)
- Started 27 games as a freshman; was Auburn's third-leading scorer with 11.5 points/game
- Led Auburn and all SEC freshmen with 8.4 rebounds/game; seventh-best among all SEC players
- Had 7 double-doubles as freshman, tying DeWanna Bonner for the Auburn freshman record
- Her 29 points at UL-Lafayette were 2nd most ever by Auburn freshman, most since Becky Jackson had 38 in 1980
- Became first Auburn freshman since Katie Frerking in 2013 to earn start in first collegiate game; had 9 points and season-high 16 rebounds at VT

SEASON HIGHS

Points	21	vs. North Carolina	12/20/18
Rebounds	19	at New Mexico	11/11/18
Assists	4	at St. Joseph's	12/6/18
Blocks	3	vs. Alabama State	12/29/18
Steals	4	2x; last vs. UL-Lafayette	11/25/18
Field Goals	10	vs. North Carolina	12/20/18
Field Goal Attempts	18	vs. North Carolina	12/20/18
3-Point Field Goals			
3-Point FG Attempts			
Free Throws	6	vs. Oklahoma	12/2/18
Free Throw Attempts	9	at Iowa State	11/13/18

Opponent	Start	Min.	FG-A	3PT-A	FT-A	O-D-T	PF	Ast.	TO	Blk.	St.	Pts.
GRAMBLING STATE	*	27	5-8	0-0	4-6	3-10-13	4	1	2	2	1	14
NICHOLLS STATE	*	24	3-7	0-0	0-0	1-9-10	4	1	3	2	4	6
at New Mexico	*	35	7-13	0-0	5-7	8-11-19	1	0	4	1	1	19
at Iowa State	*	36	7-11	0-0	5-9	4-10-14	3	2	2	2	1	19
LOUISIANA-LAFAYETTE	*	31	7-12	0-0	2-5	3-10-13	3	0	4	1	4	16
at Xavier (La.)	*	24	6-10	0-0	3-4	3-5-8	2	0	1	1	3	15
OKLAHOMA	*	30	4-7	0-0	6-8	5-12-17	1	3	3	0	1	14
at St. Joseph's	*	34	5-10	0-0	2-4	2-4-6	2	4	2	0	2	12
SAMFORD	*	23	2-7	0-0	1-2	0-6-6	0	0	1	1	3	5
vs. Coastal Carolina	*	21	5-7	0-0	1-3	7-0-7	5	0	1	0	0	11
vs. North Carolina	*	43	10-18	0-0	1-3	11-7-18	2	1	1	1	3	21
at Elon	*	25	6-7	0-0	2-2	3-3-6	1	2	3	0	0	14
ALABAMA STATE	*	20	2-3	0-0	2-2	4-4-8	2	2	1	3	3	6
TENNESSEE	*	36	8-15	0-0	3-4	7-5-12	2	2	1	1	2	19
at Florida	*	31	4-6	0-0	0-0	3-6-9	2	1	5	0	2	8
at Alabama	*	34	6-7	0-0	0-4	3-6-9	1	1	3	0	1	12
MISSISSIPPI STATE	*	22	0-0	0-0	2-2	1-3-4	4	0	3	0	0	2
at Vanderbilt	*	36	8-13	0-0	0-3	5-8-13	3	0	1	1	2	16
TEXAS A&M	*	33	4-7	0-0	0-0	4-6-10	2	0	3	0	2	8
at Missouri	*	32	3-7	0-0	0-2	3-4-7	1	2	0	0	1	6
at Ole Miss												
GEORGIA												
KENTUCKY												
at Arkansas												
at Tennessee												
ALABAMA												
MISSOURI												
SOUTH CAROLINA												
at LSU												

CAREER HIGHS

Points	29	at Louisiana-Lafayette	12/8/17
Rebounds	19	at New Mexico	11/11/18
Assists	4	at St. Joseph's	12/6/18
Blocks	6	vs. Louisiana Tech	11/19/17
Steals	4	2x; last vs. UL-Lafayette	11/25/18
Field Goals	11	2x; last vs. Texas A&M	1/7/18
Field Goal Attempts	18	vs. North Carolina	12/20/18
3-Point Field Goals			
3-Point FG Attempts			
Free Throws	7	at Louisiana-Lafayette	12/8/17
Free Throw Attempts	9	at Iowa State	11/13/18

THOMPSON'S CAREER STATISTICS

Season	gp-gs	min/avg	Total		3-Point		F-Throws		Rebounds				Scoring							
			fg-fga	pct	fg-fga	pct	ft-fta	pct	off	def	tot	avg	pf	fo	ast	to	blk	stl	pts	avg
2017-18	27-26	811/30.0	131-271	.483	0-0	.000	49-87	.563	112	115	227	8.4	63	0	28	66	21	32	311	11.5
2018-19	20-20	596/29.8	102-175	.583	0-0	.000	39-70	.557	80	129	209	10.5	45	1	22	44	16	36	243	12.2
TOTAL	47-46	1407/29.9	233-446	.522	0-0	.000	88-157	.561	192	244	436	9.3	108	1	50	110	37	68	554	11.8



Crystal PRIMM

#23

Redshirt Junior • Guard • 5-11

West Palm Beach, Fla.

Oxbridge Academy / Duke

- Led Auburn with 17 points and career-high 7 rebounds in win at Elon (12/22)
- Career-high 18 points on 9-12 shooting in OT win over North Carolina (12/20)
- Double-digit scoring in 5 of 10 games; back-to-back 14-point nights vs. Oklahoma (12/2) and St. Joseph's (12/6)
- 14 points, 6 rebounds, 8-10 FTs - all in second half - vs. Coastal Carolina (12/18)
- Career-high 5 steals along with 8 points, 4 rebounds, 4 assists vs. Nicholls State (11/9)
- Scored 15 points in 22 minutes in Auburn debut vs. Grambling (11/6)
- Enrolled at Auburn in summer of 2017; redshirted 2017-18 season after transferring from Duke
- Played in 33 games off the bench as sophomore at Duke; averaged 2.5 points, 1.6 rebounds
- Started 14 games as freshman, averaging 4.6 points, 2.6 rebounds; career-high 15 points at Kentucky

SEASON HIGHS

Points	18	vs. North Carolina	12/20/18
Rebounds	7	2x; last at Florida	1/6/19
Assists	4	3x; last at Vanderbilt	1/17/19
Blocks	1	5x; last at Missouri	1/27/19
Steals	7	vs. Mississippi State	1/14/19
Field Goals	9	vs. North Carolina	12/20/18
Field Goal Attempts	15	vs. Mississippi State	1/14/19
3-Point Field Goals			
3-Point FG Attempts	1	5x; last vs. Alabama	1/10/19
Free Throws	8	vs. Coastal Carolina	12/18/18
Free Throw Attempts	10	vs. Coastal Carolina	12/18/18

Opponent	Start	Min.	FG-A	3PT-A	FT-A	O-D-T	PF	Ast.	TO	Blk.	St.	Pts.
GRAMBLING STATE	*	22	6-8	0-1	3-3	4-0-4	5	0	4	0	0	15
NICHOLLS STATE	*	27	4-9	0-1	0-0	2-2-4	2	4	3	0	5	8
at New Mexico	*	32	3-7	0-0	4-4	2-4-6	2	1	1	0	1	10
at Iowa State	*	34	3-7	0-1	1-2	0-1-1	2	0	2	1	0	7
LOUISIANA-LAFAYETTE	*	24	4-8	0-1	1-1	0-2-2	4	1	3	0	2	9
at Xavier (La.)	*	24	0-1	0-0	4-6	1-1-2	3	1	1	0	1	4
OKLAHOMA	*	26	6-11	0-0	2-3	2-1-3	4	1	2	1	3	14
at St. Joseph's	*	27	5-6	0-0	4-4	1-3-4	0	2	2	0	1	14
SAMFORD	*	20	3-8	0-0	3-4	1-1-2	1	2	3	1	2	9
vs. Coastal Carolina	*	25	3-8	0-0	8-10	2-4-6	3	1	3	0	2	14
vs. North Carolina	*	30	9-12	0-0	0-0	4-2-6	2	0	4	1	4	18
at Elon	*	26	7-10	0-0	3-3	5-2-7	2	2	1	0	2	17
ALABAMA STATE	*	24	3-4	0-0	6-8	2-2-4	1	2	1	0	3	12
TENNESSEE	*	31	6-10	0-0	4-6	3-2-5	4	2	2	0	1	16
at Florida	*	33	3-8	0-0	3-4	1-6-7	4	0	3	0	0	9
at Alabama	*	30	5-9	0-1	0-0	0-3-3	3	4	5	0	1	10
MISSISSIPPI STATE	*	33	6-15	0-0	2-7	1-0-1	2	1	2	0	7	14
at Vanderbilt	*	38	3-6	0-0	2-3	3-1-4	3	4	2	0	4	8
TEXAS A&M	*	32	3-12	0-0	4-5	2-2-4	4	1	3	0	4	10
at Missouri	*	31	6-10	0-0	0-2	1-3-4	3	1	2	1	2	12
at Ole Miss												
GEORGIA												
KENTUCKY												
at Arkansas												
at Tennessee												
ALABAMA												
MISSOURI												
SOUTH CAROLINA												
at LSU												

CAREER HIGHS (incl. 2 years @ Duke)

Points	18	vs. North Carolina	12/20/18
Rebounds	7	at Elon	12/22/18
Assists	4	4x; last at Vanderbilt	1/17/19
Blocks	1	3x; last vs. Samford	12/16/18
Steals	7	vs. Mississippi State	1/14/19
Field Goals	9	vs. North Carolina	12/20/18
Field Goal Attempts	15	vs. Mississippi State	1/14/19
3-Point Field Goals			
3-Point FG Attempts	1	6x; last vs. Alabama	1/10/19
Free Throws	8	vs. Coastal Carolina	12/18/18
Free Throw Attempts	10	vs. Coastal Carolina	12/18/18

PRIMM'S CAREER STATISTICS (at Auburn)

Season	gp-gs	min/avg	Total		3-Point		F-Throws		Rebounds				Scoring							
			fg-fga	pct	fg-fga	pct	ft-fa	pct	off	def	tot	avg	pf	fo	ast	to	blk	stl	pts	avg
2018-19	20-20	564/28.2	88-169	.521	0-5	.000	54-75	.720	37	42	79	4.0	54	1	30	49	5	45	230	11.5
TOTAL	20-20	564/28.2	88-169	.521	0-5	.000	54-75	.720	37	42	79	4.0	54	1	30	49	5	45	230	11.5



Erin HOWARD

#24

Freshman • Guard/Forward • 6-1

Madison, Wis.

Madison East HS

- Had career-high 5 assists, 3 steals in win at Alabama (1/10)
- Made first collegiate start vs. Tennessee (1/3); scored career-high 11 points in 33 minutes
- Career-high 7 rebounds; hit record-setting 14th Auburn 3-pointer in win at Elon (12/22)
- Had steal-and-score at end of 1st half vs. Oklahoma to give Auburn 14-point halftime lead; finished with 4 points, 4 rebounds, 3 assists (12/2)
- Hit first two career 3-pointers, including buzzer-beater at end of 3rd quarter, in win over New Mexico (11/11); finished with 8 points
- Played 11 minutes in first collegiate game vs. Grambling; finished with 2 points, 3 rebounds, 2 steals (11/6)
- Ranked as No. 21 forward nationally by ESPN HoopGurlz
- Averaged 17.4 points, 11.1 rebounds, 3.9 assists as high school senior
- First Auburn women's basketball player from state of Wisconsin


SEASON HIGHS

Points	11	vs. Tennessee	1/3/19
Rebounds	7	2x; last vs. Alabama State	12/29/18
Assists	5	at Alabama	1/10/19
Blocks	2	2x; last vs. Alabama State	12/29/18
Steals	3	at Alabama	1/10/19
Field Goals	4	vs. Tennessee	1/3/19
Field Goal Attempts	13	vs. Alabama State	12/29/18
3-Point Field Goals	3	vs. Tennessee	1/3/19
3-Point FG Attempts	9	vs. Alabama State	12/29/18
Free Throws	2	at New Mexico	11/11/18
Free Throw Attempts	2	at New Mexico	11/11/18

Opponent	Start	Min.	FG-A	3PT-A	FT-A	O-D-T	PF	Ast.	TO	Blk.	St.	Pts.
GRAMBLING STATE		11	1-4	0-2	0-0	2-1-3	1	1	0	0	2	2
NICHOLLS STATE		11	0-2	0-2	0-0	0-2-2	1	0	0	1	2	0
at New Mexico		20	2-4	2-3	2-2	0-1-1	2	1	1	1	0	8
at Iowa State		8	0-1	0-1	0-0	0-0-0	2	1	1	0	0	0
LOUISIANA-LAFAYETTE						--DNP--						
at Xavier (La.)		12	2-6	1-5	0-0	0-0-0	2	1	1	1	0	5
OKLAHOMA		11	2-4	0-1	0-0	2-2-4	1	3	0	0	1	4
at St. Joseph's		10	0-1	0-0	0-0	0-0-0	1	0	1	0	0	0
SAMFORD		12	0-3	0-2	0-0	0-0-0	0	1	1	1	0	0
vs. Coastal Carolina		14	2-4	0-2	0-0	1-3-4	2	0	0	0	0	4
vs. North Carolina		14	1-2	1-2	0-0	0-1-1	0	0	0	0	2	3
at Elon		18	2-5	2-4	0-0	2-5-7	2	3	1	2	0	6
ALABAMA STATE		29	2-13	1-9	0-0	2-5-7	3	2	1	2	2	5
TENNESSEE	*	33	4-8	3-7	0-0	3-1-4	3	0	0	0	1	11
at Florida	*	31	1-3	1-3	0-0	0-5-5	1	2	0	1	0	3
at Alabama	*	30	1-7	0-4	0-0	1-1-2	2	5	0	1	3	2
MISSISSIPPI STATE	*	15	0-0	0-0	0-0	0-0-0	2	0	0	0	0	0
at Vanderbilt	*	19	1-7	0-4	0-0	2-1-3	1	0	2	0	0	2
TEXAS A&M		15	0-2	0-1	0-0	0-3-3	0	2	0	0	1	0
at Missouri		15	0-2	0-1	0-0	1-0-1	1	0	0	0	1	0
at Ole Miss												
GEORGIA												
KENTUCKY												
at Arkansas												
at Tennessee												
ALABAMA												
MISSOURI												
SOUTH CAROLINA												
at LSU												

HOWARD'S CAREER STATISTICS

Season	gp-gs	min/avg	Total		3-Point		F-Throws		Rebounds				Scoring							
			fg-fga	pct	fg-fga	pct	ft-fga	pct	off	def	tot	avg	pf	fo	ast	to	blk	stl	pts	avg
2018-19	19-5	335/17.6	21-78	.269	11-53	.208	2-2	1.000	16	31	47	2.5	27	0	22	9	10	15	55	2.9
TOTAL	19-5	335/17.6	21-78	.269	11-53	.208	2-2	1.000	16	31	47	2.5	27	0	22	9	10	15	55	2.9



Janiah McKAY

#33

Senior • Guard • 5-6

Gainesville, Fla.

Gainesville HS

• 2018 Preseason All-SEC Second Team

- Season-high 23 points at Missouri (1/27)
- 16 points, 6 rebounds, 6 assist, 3 steals at Florida in front of hometown fans for the last time (1/6)
- Three straight 20-point games: 21 at St. Joseph's, 20 vs. Samford, 21 vs. Coastal Carolina; Auburn's leading scorer in each game
- Scored 21 points along with 4 steals and 4 assists at St. Joseph's; was 7-of-8 at FT line in 4th quarter to clinch win (12/6)
- Named to Preseason WNIT All-Tournament Team; averaged 15.6 points, 5.3 assists in the tournament
- Recorded second career double-double with 16 points, 10 assists in season-opener vs. Grambling (11/6)
- Scored 25+ points in three straight games in '18 (TAMU, SC, Arkansas), first Auburn player since DeWanna Bonner (2009) to accomplish that feat
- Matched career-high with 29 points along with 5 assists and 5 steals in win over Louisiana Tech (11/19); also had 29 vs. UT and Alabama in 2016-17

SEASON HIGHS

Points	23	at Missouri	1/27/19
Rebounds	5	2x; last at Iowa State	11/13/18
Assists	10	vs. Grambling	11/6/18
Blocks	2	vs. Grambling	11/6/18
Steals	4	4x; last at Vanderbilt	1/17/19
Field Goals	9	2x; last at Missouri	1/27/19
Field Goal Attempts	20	at Missouri	1/27/19
3-Point Field Goals	3	at Iowa State	11/13/18
3-Point FG Attempts	5	2x; last at Vanderbilt	1/17/19
Free Throws	10	vs. North Carolina	12/20/18
Free Throw Attempts	13	vs. North Carolina	12/20/18

Opponent	Start	Min.	FG-A	3PT-A	FT-A	O-D-T	PF	Ast.	TO	Blk.	St.	Pts.
GRAMBLING STATE	*	28	6-8	2-2	2-2	0-2-2	3	10	1	2	3	16
NICHOLLS STATE	*	31	5-12	0-2	4-4	0-3-3	4	7	2	0	3	14
at New Mexico	*	39	6-12	1-1	6-8	1-4-5	2	6	2	0	3	19
at Iowa State	*	36	5-14	3-5	1-2	0-5-5	4	3	4	0	1	14
LOUISIANA-LAFAYETTE	*	34	4-10	1-3	4-4	1-1-2	3	6	5	0	3	13
at Xavier (La.)	*	27	4-7	0-2	1-3	0-0-0	0	7	4	0	2	9
OKLAHOMA	*	29	3-11	0-2	0-0	1-0-1	4	1	1	0	1	6
at St. Joseph's	*	28	6-10	0-2	9-10	0-1-1	1	4	4	0	4	21
SAMFORD	*	26	6-12	1-2	7-8	1-3-4	0	4	2	0	4	20
vs. Coastal Carolina	*	33	7-13	0-4	7-9	0-2-2	1	4	5	0	1	21
vs. North Carolina	*	37	5-18	1-4	10-13	1-3-4	3	4	2	0	4	21
at Elon	*	24	6-8	1-2	0-0	1-2-3	1	4	1	0	1	13
ALABAMA STATE	*	18	0-6	0-0	7-7	0-1-1	2	3	0	0	2	7
TENNESSEE	*	30	2-11	1-3	5-6	1-0-1	2	2	3	0	2	10
at Florida	*	30	6-11	0-1	4-5	1-5-6	2	6	3	0	3	16
at Alabama	*	32	3-7	0-1	2-2	0-5-5	2	3	4	0	2	8
MISSISSIPPI STATE	*	30	3-14	0-3	0-1	1-2-3	3	3	1	0	2	6
at Vanderbilt	*	37	9-18	1-5	0-0	0-0-0	3	6	2	0	4	19
TEXAS A&M	*	34	6-16	1-4	4-4	1-0-1	3	3	3	0	2	17
at Missouri	*	36	9-20	1-2	4-8	1-2-3	3	1	1	0	1	23
at Ole Miss												
GEORGIA												
KENTUCKY												
at Arkansas												
at Tennessee												
ALABAMA												
MISSOURI												
SOUTH CAROLINA												
at LSU												

CAREER HIGHS

Points	29	3x; last vs. Louisiana Tech	11/19/17
Rebounds	8	vs. North Carolina A&T	11/16/17
Assists	13	vs. Ole Miss	1/8/17
Blocks	2	vs. Grambling	11/6/18
Steals	6	2x; last vs. Xavier (La.)	12/28/17
Field Goals	11	4x; last at Mississippi State	2/22/18
Field Goal Attempts	25	vs. Alabama	2/20/17
3-Point Field Goals	5	at Towson	12/20/15
3-Point FG Attempts	9	at Towson	12/20/15
Free Throws	12	vs. Arkansas	1/14/18
Free Throw Attempts	14	2x; last vs. Arkansas	1/14/18

McKAY'S CAREER STATISTICS

Season	gp-gs	min/avg	Total		3-Point		F-Throws		Rebounds				Scoring							
			fg-fga	pct	fg-fga	pct	ft-fa	pct	off	def	tot	avg	pf	fo	ast	to	blk	stl	pts	avg
2015-16	33-19	894/27.1	104-285	.365	28-100	.280	69-101	.683	17	48	65	2.0	72	1	76	119	4	43	305	9.2
2016-17	32-32	906/28.3	145-397	.365	14-63	.222	110-148	.743	11	50	61	1.9	63	1	109	73	0	43	414	12.9
2017-18	29-28	936/32.3	168-419	.401	14-57	.246	130-157	.828	14	87	101	3.5	62	2	129	96	1	68	480	16.6
2018-19	20-20	620/31.0	101-238	.424	14-50	.280	77-96	.802	11	41	52	2.6	46	0	87	50	2	48	293	14.7
TOTAL	114-99	3356/29.4	518-1339	.387	70-270	.259	386-502	.769	53	226	279	2.4	243	4	401	338	7	202	1492	13.1



Natalie KELLY

#35

Freshman • Forward • 6-3

Albany, La.

Albany HS

- Played 3 minutes in collegiate debut vs. Grambling; had 1 points, 1 rebound (11/6)
- Made first SEC appearance at Missouri (1/27)
- Ranked as No. 38 post player in nation, according to ESPN HoopGurlz
- Averaged 17.1 points, 12.1 rebounds, 3.3 steals as high school senior
- Set school record for single-season rebounds with 379 as a junior

SEASON/CAREER HIGHS

Points	2	vs. UL-Lafayette	11/25/18
Rebounds	3	2x; last vs. Alabama State	12/29/18
Assists			
Blocks	1	2x; last vs. Alabama State	12/29/18
Steals	1	at XULA	11/28/18
Field Goals	1	vs. UL-Lafayette	11/25/18
Field Goal Attempts	2	vs. UL-Lafayette	11/25/18
3-Point Field Goals			
3-Point FG Attempts			
Free Throws	1	3x; last vs. Alabama State	12/29/18
Free Throw Attempts	2	4x; last vs. Alabama State	12/29/18

Opponent	Start	Min.	FG-A	3PT-A	FT-A	O-D-T	PF	Ast.	TO	Blk.	St.	Pts.
GRAMBLING STATE		3	0-0	0-0	1-2	1-0-1	0	0	3	0	0	1
NICHOLLS STATE						--DNP--						
at New Mexico						--DNP--						
at Iowa State						--DNP--						
LOUISIANA-LAFAYETTE	4		1-2	0-0	0-2	0-0-0	0	0	0	1	0	2
at Xavier (La.)	7		0-1	0-0	1-2	0-0-0	1	0	1	0	1	1
OKLAHOMA	1		0-0	0-0	0-0	0-0-0	0	0	0	0	0	0
at St. Joseph's	1		0-0	0-0	0-0	0-0-0	0	0	0	0	0	0
SAMFORD	10		0-1	0-0	0-0	1-2-3	1	0	1	0	0	0
vs. Coastal Carolina	8		0-0	0-0	0-0	0-1-1	0	0	2	0	0	0
vs. North Carolina						--DNP--						
at Elon	3		0-0	0-0	0-0	0-0-0	0	0	0	0	0	0
ALABAMA STATE	8		0-0	0-0	1-2	3-0-3	1	0	1	1	0	1
TENNESSEE						--DNP--						
at Florida						--DNP--						
at Alabama						--DNP--						
MISSISSIPPI STATE						--DNP--						
at Vanderbilt						--DNP--						
TEXAS A&M						--DNP--						
at Missouri	1		0-0	0-0	0-0	0-0-0	0	0	0	0	0	0
at Ole Miss												
GEORGIA												
KENTUCKY												
at Arkansas												
at Tennessee												
ALABAMA												
MISSOURI												
SOUTH CAROLINA												
at LSU												

KELLY'S CAREER STATISTICS

Season	gp-gs	min/avg	Total		3-Point		F-Throws		Rebounds				Scoring							
			fg-fga	pct	fg-fga	pct	ft-fga	pct	off	def	tot	avg	pf	fo	ast	to	blk	stl	pts	avg
2018-19	10-0	46/4.6	1-4	.250	0-0	.000	3-8	.375	6	3	9	0.9	3	0	0	8	2	1	5	0.5
TOTAL	10-0	46/4.6	1-4	.250	0-0	.000	3-8	.375	6	3	9	0.9	3	0	0	8	2	1	5	0.5

Game 1: Nov. 6, 2018 Auburn 97, Grambling 48 Auburn Arena Auburn, Ala.

Official Basketball Box Score -- Game Totals -- Final Statistics Grambling State vs Auburn 11/06/18 5:30 pm at Auburn Arena -- Auburn, Ala.

Box score for Game 1: Auburn 97, Grambling 48. Includes player stats for Grambling State and Auburn, and team totals.

Box score for Game 1: Auburn 97, Grambling 48. Includes player stats for Auburn and team totals.

Officials: Mark Zentz, Billy Smith, Carmen Portomoral Technical fouls: Grambling State-None, Auburn-None. Attendance: 1657

Score by periods table for Game 1 showing 1st, 2nd, 3rd, 4th quarters and Total.

Last FG - GRAMWBS 4th-00:35, AU 4th-00:09. Largest lead - GRAMWBS by 4 1st-08:38, AU by 49 4th-00:09. GRAMWBS led for 02:56, AU led for 36:47. Game was tied for 00:17.

Game 2: Nov. 9, 2018 Auburn 80, Nicholls State 59 Auburn Arena Auburn, Ala. Preseason WNIT - Round 1

Official Basketball Box Score -- Game Totals -- Final Statistics Nicholls vs Auburn 11/09/18 6:00 pm at Auburn Arena -- Auburn, Ala.

Box score for Game 2: Auburn 80, Nicholls State 59. Includes player stats for Nicholls State and Auburn, and team totals.

Box score for Game 2: Auburn 80, Nicholls State 59. Includes player stats for Auburn and team totals.

Officials: Neerita Williams, David Jenkins, Simone Reid Technical fouls: Nicholls-None, Auburn-None. Attendance: 2316 Preseason WNIT - First Round

Score by periods table for Game 2 showing 1st, 2nd, 3rd, 4th quarters and Total.

Last FG - NICH 4th-00:29, AU 4th-00:48. Largest lead - NICH None, AU by 29 4th-06:21. NICH led for 00:00, AU led for 26:45. Game was tied for 00:14.

Game 3: Nov. 11, 2018 Auburn 79, New Mexico 76 Auburn Arena Albuquerque, N.M. Preseason WNIT - Quarterfinal

Official Basketball Box Score -- Game Totals -- Final Statistics Auburn vs New Mexico 11/11/18 2:00 pm at Albuquerque, N.M. - The Pit

Box score for Game 3: Auburn 79, New Mexico 76. Includes player stats for Auburn and New Mexico, and team totals.

Box score for Game 3: Auburn 79, New Mexico 76. Includes player stats for Auburn and team totals.

Officials: Jody Cantrell, Ivy Seales, DeMoya Williams Technical fouls: Auburn-None, New Mexico-None. Attendance: 4419 Preseason WNIT - Quarterfinal

Score by periods table for Game 3 showing 1st, 2nd, 3rd, 4th quarters and Total.

Last FG - AU 4th-00:16, UNM 4th-00:41. Largest lead - AU by 8 2nd-08:50, UNM by 4 2nd-01:14. AU led for 23:08, UNM led for 08:08. Game was tied for 09:44.

AUBURN --Janiah McKay and Unique Thompson both recorded double-doubles as the Auburn women's basketball team posted its highest scoring output of the Terri Williams-Flournoy era with a 97-48 victory over Grambling State Tuesday at Auburn Arena.

Led by 16 points from McKay and freshman Robyn Benton, Auburn (1-0) had six players in double figures, the first time for the Tigers to hit that mark since the 2008-09 season.

Along with the 16 points from McKay and Benton, the Tigers got 15 points from redshirt junior Crystal Primm in her Auburn debut, 14 points from Thompson, and 13 each from Daisa Alexander and Emari Jones.

Thompson posted her eighth career double-double with a team-high 13 rebounds to go with her 14 points. And McKay recorded the second double-double of her career, notching 10 assists to go with her 16 points. It was the first time for Auburn to have two players with a double-double in the same game since the 2015-16 season when Tra'Ce'e Tanner and Brandy Montgomery pulled off the feat.

Auburn shot 53.5 percent from the field, scored 97 points and had 53 rebounds - all higher totals than in any game last season. The Tigers' 97 points were the most of the Coach Flo era and the highest output since scoring 119 against Sam Houston State in 2008 - also the last time the Tigers had at least six players in double-figures.

Every player that dressed for Auburn scored. Sophomore Abigail Jackson had four points along with five rebounds, and freshmen Kiyae' White (3 points, 4 rebounds), Erin Howard (2 points, 3 rebounds) and Natalie Kelly (1 point, 1 rebound) found the stat sheet in their Auburn debuts.

After Grambling scored the first four points of the game and took a 6-3 lead, Auburn went on a 16-1 run over the next four-plus minutes to take a 19-9 lead. Grambling would get no closer than 9 points the rest of the way. Auburn ended the first half on a 12-0 run to take a 44-20 lead by the break.

AUBURN -- Auburn jumped out to a big early lead and had another strong offensive performance Friday night in an 80-59 win over Nicholls State in the first round of the Preseason Women's NIT.

It was Auburn's second-straight game scoring at least 80 points; the Tigers scored 80 or more just twice all last season. Despite a cold fourth quarter, Auburn shot 45.1% from the field and made 12-of-13 free throws.

Daisa Alexander led Auburn with 20 points while also racking up five rebounds and two steals. Emari Jones added 15 points and pulled down 8 rebounds for the second straight game along with three assists and two steals. Janiah McKay finished with 14 points and seven assists. And Unique Thompson scored six points and pulled down a game-high 10 rebounds to go along with four steals and two blocks while playing just 24 minutes.

Auburn jumped out to a 9-0 lead in the first two minutes and had another 9-0 run in the first quarter to take a 23-10 lead after 10 minutes. Nicholls took advantage of an Auburn cold stretch in the second to cut the lead to as few as seven points, but the Tigers took a 37-26 lead to the break.

The Tigers pulled away in the third quarter and increased their lead to as many as 29 in the fourth before a cold stretch late saw the final margin trimmed to 21.

The Tigers took full advantage of being several inches taller at most every position, out-rebounding the Colonels 42-28 and racking up five blocked shots. Auburn also had 18 steals in forcing 24 Nicholls turnovers, turning those into 29 points.

Nicholls' Cassidy Barrios, the defending Southland Conference Player of the Year, shared the game lead in scoring with 20 points and pulled down 11 rebounds for her first double-double of the year.

ALBUQUERQUE, N.M. -- Sophomore Unique Thompson had 19 points and a career-high 19 rebounds as Auburn won a thriller at New Mexico, 79-76, to advance to the semifinals of the Preseason Women's NIT.

With 17 seconds to play and the score tied 76-all, junior Daisa Alexander hit a baseline jumper, got fouled, and made the free throw to give the Tigers (3-0) a three-point lead. New Mexico (1-1), who had hit 12 3-pointers in the game, had two looks at a tying tray in the final three seconds but missed both as the clock expired.

Thompson's 19-point, 19-rebound effort marked her second double-double in three games and the ninth of her career. The 19 rebounds were the most by an Auburn player since Tra'Ce'e Tanner also had 19 at Florida Gulf Coast during the 2015-16 season.

Auburn took advantage of early New Mexico fouls, hitting 8-of-12 free throws in the first quarter and 15-of-20 in the first half. Those points were sorely needed because the Tigers managed just 30.3 percent from the field in the opening half. Despite that, Auburn finished the second quarter on a 7-0 run - a 3-pointer from Emari Jones and four points from Janiah McKay - to take a 36-33 lead to the break.

The foul count went down and the shooting percentages went up in the second half as the Tigers shot 52.9 percent in the final 20 minutes. The lead changed hands 10 different times during the second half alone - including the closing seconds of the third quarter. The Lobos took a 56-54 lead with five seconds to play on a pair of free throws, but freshman Erin Howard drained a buzzer-beating 3-pointer to give the Tigers a 57-56 lead through three periods.

Auburn then moved ahead by as many as five points with 4:40 to play, taking a 70-65 lead out of the final media timeout on a pair of Thompson free throws. But in a span of two New Mexico possessions, the Lobos were back ahead 71-70 on a pair of 3-pointers.

McKay hit a jumper to give the Tigers a 76-73 lead with exactly a minute to play, but the Lobos answered with their 12th 3-pointer of the game to knot the score at 76-76, setting up Alexander's game-winner.

Game 4: Nov. 13, 2018

Iowa State 67, Auburn 64

Hilton Coliseum Ames, Iowa

Preseason WNIT - Semifinal

Official Basketball Box Score -- Game Totals -- Final Statistics
Auburn vs Iowa State
11/13/18 6:35 p.m. at Hilton Coliseum - Ames, Iowa

Auburn 64 • 3-1

##	Player	Total		3-Ptr		Rebounds		PF	TP	A TO	Bk Stl	Min
		FG	FGA	FT	FTA	Off	Def					
00	Daisa Alexander	2-5	0-3	0-0	0	2	4	4	1	2	0	22
05	Emari Jones	4-9	4-8	3-4	3	4	15	3	2	0	1	39
20	Unique Thompson	4	7-11	0-0	5-9	4	10	3	19	2	2	36
23	Crystal Primm	3-7	0-1	1-2	0	1	7	2	1	0	1	34
33	Janiah McKay	5-14	3-5	1-2	0	5	4	14	3	4	0	36
01	Robyn Benton	1-6	1-5	0-0	0	0	1	3	0	0	0	19
04	Abigailie Jackson	1-3	0-1	0-0	0	1	2	0	0	0	0	4
10	Kiyae White	0-0	0-0	0-0	0	0	0	0	0	0	0	2
24	Erin Howard	1-1	0-1	0-0	0	0	2	0	1	1	0	8
	Team											
	Totals	23-56	8-24	10-17	9	27	32	64	10	16	3	62/200

1st FG %: 21.4 59.0% 2nd: 7-13 53.8% 3rd: 5-13 38.5% 4th: 6-16 37.5% Game: 23-56 41.5% Deadball
3FG %: 1-4 25.0% 2-5 40.0% 1-7 14.3% 4-8 50.0% 8-24 33.3% Rebounds
FT %: 1-3 33.3% 4-6 66.7% 0-0 0.0% 4-8 50.0% 10-17 58.8% 5

Iowa State 67 • 3-0

##	Player	Total		3-Ptr		Rebounds		PF	TP	A TO	Bk Stl	Min
		FG	FGA	FT	FTA	Off	Def					
01	Wise, Madison	5-15	3-10	0-0	0	7	1	13	1	3	0	40
21	Carleton, Bridget	4-10	1-5	6-10	5	8	13	0	15	8	2	40
24	Joens, Ashley	6-16	5-12	1-2	0	2	3	18	2	1	1	33
32	Burkhill, Meredith	5-8	0-0	2-2	6	2	8	4	1	0	2	30
33	Middleton, Alexa	2-7	0-2	0-0	0	1	0	4	2	0	1	26
04	Johnson, Rae	0-1	0-1	0-2	0	1	1	1	0	0	0	15
10	Washington, Nia	0-1	0-1	0-0	0	0	0	0	0	0	0	1
13	Camber, Adriana	0-1	0-1	1-2	0	0	0	1	0	0	0	4
15	Nazewa, Ines	1-2	0-0	3-6	2	3	5	3	5	1	0	6
25	Scott, Kristin	0-1	0-0	0-0	1	0	1	0	0	0	0	5
	Team											
	Totals	23-62	9-32	12-24	16	26	42	13	67	13	5	80/200

1st FG %: 17.6 37.6% 2nd: 6-15 40.0% 3rd: 6-14 42.9% 4th: 5-16 31.3% Game: 23-62 37.1% Deadball
3FG %: 1-3 33.3% 2-4 50.0% 3-5 60.0% 1-2 50.0% 9-32 28.1% Rebounds
FT %: 1-3 33.3% 2-4 50.0% 3-5 60.0% 12-24 50.0% 8

Officials: Brian Hall, Bryan Enteline, Amy Bonner
Technical fouls: Auburn-None, Iowa State-None
Attendance: 9274
Preseason WNIT - Semifinal
Fouled out: none

Score by periods	1st	2nd	3rd	4th	Total
Iowa State	18	20	7	19	64
Auburn	13	16	16	22	67

Score tied - 2 times	In	Off	2nd	Fast	Bench
AU	20	19	7	2	5
ISU	26	19	14	2	7

1st FG - AU 4th-00:41, ISU 4th-00:09.
Largest lead - AU by 15, 2nd-02:26, ISU by 10 4th-02:21.
AU led for 28:59, ISU led for 09:19, Game was tied for 01:42.

AMES, Iowa -- A furious comeback by the Auburn women's basketball team fell just short Tuesday night as the Tigers dropped a 67-64 battle at Iowa State in the Preseason WNIT semifinal.

Trailing by 10 with less than two minutes to play, senior Janiah McKay made three straight 3-pointers in less than a minute - the last coming with 41 seconds left - to tie the game at 64-all. But the Tigers were unable to get a shot away in their final two possessions, and a Cyclone layup with 9 seconds to play was the difference.

Sophomore Unique Thompson had her second straight double-double and third of the season with 19 points and 14 rebounds. Emari Jones matched a season-high with 15 points, and McKay's late flurry gave her a 14-point night.

Auburn was playing its third game in five days in three different states and will have traveled over 3,700 miles since Saturday by the time the team returns home Wednesday.

Thompson dominated both ends of the floor in the first half, racking up 16 points and 10 rebounds by halftime. Meanwhile, Iowa State started cold, shooting 18 percent in the first quarter and 28 percent in the first half as the Tigers were able to build an early lead. Auburn led by as many as 15 late in the second quarter before the Cyclones cut the lead to nine at the break, 38-29.

A 3-pointer from Jones to start the second half pushed the Tigers' lead to 12. But from there, the Cyclones caught fire. A 10-0 ISU run cut the lead to two with 6:34 left in the quarter, and a buzzer-beating 3-pointer tied the game at 45-45.

The Cyclones took their first lead nine seconds into the fourth quarter and never trailed again, going on an 8-0 run to push the advantage to 10 points at 64-54 with 2:21 to play. But after a Jones free throw cut the deficit to nine, McKay, who had been quiet most of the night, hit three 3-pointers in a span of 47 seconds to tie the game.

Auburn shot 41.1% for the game, but just 31% in the second half. Meanwhile, Iowa State shot 47% in the second half, including 40% on 3-pointers. The Cyclones won the rebounding battle 42-36, including 16 offensive rebounds which turned into 14 second-chance points.

Game 5: Nov. 25, 2018

Auburn 71, Louisiana-Lafayette 59

Auburn Arena Auburn, Ala.

Official Basketball Box Score -- Game Totals -- Final Statistics
Auburn vs Louisiana
11/25/18 2:00 p.m. at Auburn Arena -- Auburn, Ala.

Louisiana 59 • 2-3

##	Player	Total		3-Ptr		Rebounds		PF	TP	A TO	Bk Stl	Min	
		FG	FGA	FT	FTA	Off	Def						Total
05	Mathis,Jomyra	1-9	0-0	2-2	3	3	6	5	4	2	0	23	
11	Goodwin,Skyler	1-4	0-2	0-0	0	3	3	0	2	0	0	31	
35	Doucet,Ty'Reona	6-15	0-0	1-1	4	9	13	3	13	0	2	38	
02	Williams,Brandi	9	3-13	2-7	7-8	0	2	2	15	0	4	1	39
15	Morrison,Diamond	3-5	1-3	0-0	0	2	2	3	7	0	0	16	
04	Rivera,Caroline	0-0	0-0	0-0	0	2	2	0	0	0	0	15	
10	Courmyer,Andrea	4-8	2-4	0-0	0	2	3	10	4	4	0	22	
25	Womack,Jazmyin	2-6	0-1	4-5	4	1	1	8	0	3	0	16	
	Team												
	Totals	20-60	5-17	14-16	13	24	37	19	59	6	26	122/200	

1st FG %: 41.3 39.8% 2nd: 4-16 25.0% 3rd: 5-19 26.3% 4th: 7-12 58.3% Game: 20-60 33.3% Deadball
3FG %: 2-6 33.3% 1-4 25.0% 0-3 0.0% 2-4 50.0% 5-17 29.4% Rebounds
FT %: 3-3 100.0% 4-4 100.0% 6-6 66.7% 3-3 100.0% 14-16 87.5% 2

Auburn 71 • 4-1

##	Player	Total		3-Ptr		Rebounds		PF	TP	A TO	Bk Stl	Min	
		FG	FGA	FT	FTA	Off	Def						Total
20	Unique Thompson	7-12	0-0	2-5	3	10	13	3	16	0	4	31	
00	Daisa Alexander	9	1-8	1-1	0	0	1	3	3	6	0	3	26
05	Emari Jones	9	3-9	1-4	1-1	5	5	10	3	8	2	3	37
23	Crystal Primm	6	4-8	0-1	1-1	0	2	2	4	9	1	3	24
33	Janiah McKay	6	4-10	1-3	4-4	1	1	2	3	13	6	5	30
01	Robyn Benton	5-7	2-3	3-4	1	1	2	15	1	0	0	24	
04	Abigailie Jackson	2-4	1-2	0-0	0	4	2	5	1	0	3	14	
10	Kiyae White	0-1	0-0	0-0	0	0	0	0	0	0	0	6	
05	Natalie Kelly	1-2	0-0	0-2	0	0	0	0	2	0	1	4	
	Team												
	Totals	27-61	6-14	11-17	12	26	38	20	71	19	22	151/200	

1st FG %: 71.6 43.8% 2nd: 6-13 46.2% 3rd: 6-13 46.2% 4th: 8-19 42.1% Game: 27-61 44.3% Deadball
3FG %: 1-2 50.0% 1-2 50.0% 1-4 25.0% 3-3 100.0% 6-14 42.9% Rebounds
FT %: 3-3 100.0% 4-4 100.0% 6-6 66.7% 4-4 100.0% 11-17 64.7% 4,1

Officials: Beverly Roberts, Cameron Inouye, Bill Larance
Technical fouls: Louisiana-None, Auburn-None.
Attendance: 1488

Score by periods	1st	2nd	3rd	4th	Total
Louisiana	13	13	14	19	59
Auburn	17	17	14	23	71

Points	In	Off	2nd	Fast	Bench
LA	24	27	12	18	22
AU	22	27	7	12	22

Last FG - LA 4th-01:25, AU 4th-00:24.
Largest lead - LA None, AU by 16 4th-06:20.
LA led for 00:00, AU led for 39:32, Game was tied for 00:27.

Score tied - 0 times.
Lead changed - 0 times.

AUBURN -- Returning to the court for the first time in 12 days, the Auburn women's basketball team picked up a 71-59 victory over Louisiana-Lafayette at Auburn Arena on Sunday afternoon.

The win was the 10th straight home non-conference victory for Auburn (4-1), dating back to the 2016-17 season.

Sophomore Unique Thompson recorded her third straight double-double and fourth of the season grabbing 13 rebounds while dropping 16 points; she also led the team with four steals.

Freshman Robyn Benton added 15 points going 2-for-3 from beyond the 3-point line. Senior Janiah McKay finished with 13 points and six assists. Emari Jones had eight points and a career-high 10 rebounds, and Daisa Alexander finished with a career-high eight assists.

Auburn jumped out to a quick 15-5 lead behind five points apiece from Thompson and Benton in the opening five minutes. Louisiana (2-3) answered back to cut the Tigers' lead to four at 17-13 after the first quarter. Auburn again pushed ahead by as many as 12 following a Benton jumper with 59 seconds remaining in the half. Louisiana hit a late pair of free throws to cut the Auburn advantage to eight at the half, 34-26.

After the two teams exchanged buckets for much of the 3rd period, the Tigers began to pull away in the fourth quarter opening on an 11-3 run to increase their lead to as much as 16 points at 61-45 with just over five minutes to play. But the Cajuns answered back with a 16-5 run of their own to cut the Auburn lead to as little as five points with 1:25 to play. Auburn would force five turnovers in the last 85 seconds and took advantage of free-throw opportunities to seal the win.

The Tigers forced a season-best 26 turnovers, scoring 27 points on those takeaways. Auburn shot 44.3 percent from the floor and held the Cajuns to 33.3 percent.

Louisiana was paced by Ty'Reona Doucet, who finished with 13 points along with 13 rebounds. Brandi Williams finished with 15 points for the Ragin' Cajuns.

Game 6: Nov. 28, 2018

Auburn 77, Xavier (La.) 58

Convocation Center New Orleans, La.

Official Basketball Box Score -- Game Totals -- Final Statistics
Auburn vs Xavier (N.O.)
11/28/18 6:00 pm at New Orleans, La.

Auburn 77 • 5-1

##	Player	Total		3-Ptr		Rebounds		PF	TP	A TO	Bk Stl	Min		
		FG	FGA	FT	FTA	Off	Def						Total	
20	Unique Thompson	6-10	0-0	3-4	3	5	8	2	15	0	1	3	23	
00	Daisa Alexander	6	5-9	3-3	0	3	6	2	13	5	1	0	30	
05	Emari Jones	6	6-12	4-6	0-0	0	3	3	16	2	2	1	29	
23	Crystal Primm	6	0-1	0-0	4-6	1	2	3	4	1	1	0	22	
33	Janiah McKay	6	4-7	0-2	1-3	0	0	0	9	7	4	0	28	
01	Robyn Benton	2-5	1-2	0-2	0	2	5	1	5	3	1	0	19	
02	Brooke Moore	1-9	1-6	0-0	0	1	0	3	1	0	0	13		
04	Abigailie Jackson	3-3	0-0	0-0	0	1	0	1	0	6	1	2	10	
10	Kiyae White	0-3	0-0	0-0	2	1	2	0	0	2	0	0	15	
24	Erin Howard	2-6	1-5	0-0	0	1	0	2	0	1	1	0	14	
05	Natalie Kelly	0-1	0-0	1-2	1	0	1	1	0	1	0	1	7	
	Team													
	Totals	29-66	10-24	9-17	14	20	34	16	77	22	14	5	14	200

1st FG %: 17.6 41.3% 2nd: 8-15 53.3% 3rd: 11-17 64.7% 4th: 7-9 77.8% Game: 29-66 43.9% Deadball
3FG %: 2-4 50.0% 3-7 42.9% 1-6 16.7% 2-5 40.0% 10-24 41.7% Rebounds
FT %: 2-6 33.3% 1-4 25.0% 3-5 60.0% 3-3 100.0% 9-17 52.9% 3

Xavier (N.O.) 58 • 7-3

##	Player	Total		3-Ptr		Rebounds		PF
----	--------	-------	--	-------	--	----------	--	----

Game 7: Dec. 2, 2018

Auburn 95, Oklahoma 79

Auburn Arena Auburn, Ala.

SEC/Big 12 Challenge

Official Basketball Box Score -- Game Totals -- Final Statistics
Oklahoma vs Auburn
12/02/18 3:00 pm at Auburn Arena -- Auburn, Ala.

#	Player	Total	3-Ptr			Rebounds			PF	TP	A	TO	Blk	Stl	Min
			FG	FGA	FT	FTA	Off	Def							
33	Slyper	3-6	0-0	0-0	2	3	5	6	4	2	0	1	27		
25	Williams,Madi	4-9	0-0	2-5	5	11	16	2	4	1	2	38			
14	Pellington, Shaina	3-10	0-2	5-6	1	4	5	2	11	4	6	3	27		
30	Robertson,Taylor	9-18	7-15	2-4	0	4	2	22	0	1	0	1	38		
32	Veitenheimer,Tatum	3-5	1-2	1-3	0	1	1	2	8	3	6	0	35		
00	Murcer,Jessi	5-9	2-4	3-4	1	0	1	25	1	1	0	1	20		
21	Lampkin,Nydia	1-4	0-0	0-0	3	1	4	1	2	0	1	0	14		
24	Odumbe,Tjeoma	0-0	0-0	0-0	0	0	1	0	0	1	0	0	1		
Team		28-61	10-23	13-26	14	25	39	17	79	14	21	2	100		

1st FG %: 10-21 47.6% 2nd: 3-11 27.3% 3rd: 7-13 53.8% 4th: 9-16 56.3% Game: 28-61 45.9% Deatball
3PT%: 3-8 37.5% 5-8 62.5% 5-8 62.5% 5-8 62.5% 10-23 43.5% Rebounds: 6,1

#	Player	Total	3-Ptr			Rebounds			PF	TP	A	TO	Blk	Stl	Min
			FG	FGA	FT	FTA	Off	Def							
20	Unique Thompson	4-7	0-0	6-8	5	12	17	1	14	3	0	1	30		
00	Daisa Alexander	7-15	3-7	2-2	0	5	5	1	19	5	3	0	20		
05	Emari Jones	6-11	4-9	0-0	0	3	2	16	1	2	0	2	35		
23	Crystal Primm	6-11	0-0	2-3	2	3	4	14	1	2	1	3	26		
33	Janiha McKay	3-11	0-0	1-0	1	1	4	6	1	1	0	1	29		
01	Robyn Benton	5-7	4-5	0-0	0	0	1	14	0	0	0	2	15		
02	Brooke Moore	2-5	2-5	0-0	1	0	1	6	1	0	0	0	11		
04	Abigayle Jackson	1-1	0-0	0-0	1	3	4	2	0	0	0	0	9		
10	Kiyae' White	0-2	0-0	0-0	1	0	1	2	0	0	0	0	3		
24	Erin Howard	2-4	0-1	0-0	2	2	4	1	4	3	0	0	11		
35	Natalie Kelly	0-0	0-0	0-0	0	0	0	0	0	0	0	0	1		
Team		36-74	13-29	10-13	13	26	39	18	95	15	12	1	120		

1st FG %: 7-18 38.9% 2nd: 10-19 52.6% 3rd: 6-20 30.0% 4th: 11-17 64.7% Game: 36-74 48.6% Deatball
3PT%: 3-7 42.9% 2-7 28.6% 3-4 75.0% 3-6 50.0% 10-13 76.9% 3-3 90.9%

Officials: Jesse Dickerson, Amy Bonner, Brian Garland
Technical fouls: Oklahoma-None, Auburn-None.
Attendance: 1877
SEC/Big 12 Challenge

Score by periods	1st	2nd	3rd	4th	Total
Oklahoma	24	6	23	26	79
Auburn	17	27	19	32	95

Last FG - OU 4th-00:14, AU 4th-00:25.
Largest lead - OU by 6 1st-01:21, AU by 22 3rd-08:09.
OU led for 10:00, AU led for 29:12, Game was tied for 00:13.

Points	In	Off	2nd	Fast
Paint	Point	T/O	Chance	Break
OU	30	10	11	6
AU	40	25	11	6

Score tied - 1 time, Lead changed - 3 times.

Last FG - OU 4th-00:14, AU 4th-00:18.
Largest lead - AU by 16 1st-00:30, SU by 2 1st-08:19.
OU led for 38:03, SU led for 00:45, Game was tied for 00:19.

Score by periods	1st	2nd	3rd	4th	Total
Auburn	20	12	17	22	71
St. Joseph's	16	14	25	15	70

Points In Off 2nd Fast Paint Point T/O Chance Break Bench
OU 36 20 5 14 14 22
SU 26 4 7 22

Score tied - 1 time, Lead changed - 4 times.

Last FG - AU 4th-00:02, SU 4th-01:18.
Largest lead - AU by 16 1st-00:30, SU by 2 1st-08:19.
AU led for 38:03, SU led for 00:45, Game was tied for 00:19.

Points	In	Off	2nd	Fast
Paint	Point	T/O	Chance	Break
AU	36	20	5	14
SU	26	4	7	22

Score tied - 1 time, Lead changed - 4 times.

Last FG - SAM 4th-00:03, AU 4th-00:13.
Largest lead - SAM None, AU by 34 4th-09:50.
SAM led for 00:00, AU led for 39:36, Game was tied for 00:24.

Score by periods	1st	2nd	3rd	4th	Total
Samford	8	9	7	22	46
Auburn	20	16	17	73	

Points In Off 2nd Fast Paint Point T/O Chance Break Bench
SAM 3 3 4 24
AU 26 30 12 6 15

Score tied - 0 times, Lead changed - 0 times.

Last FG - SAM 4th-00:03, AU 4th-00:13.
Largest lead - SAM None, AU by 34 4th-09:50.
SAM led for 00:00, AU led for 39:36, Game was tied for 00:24.

Points	In	Off	2nd	Fast
Paint	Point	T/O	Chance	Break
AU	26	30	12	6
SAM	3	3	4	24

Score tied - 0 times, Lead changed - 0 times.

Last FG - SAM 4th-00:03, AU 4th-00:13.
Largest lead - SAM None, AU by 34 4th-09:50.
SAM led for 00:00, AU led for 39:36, Game was tied for 00:24.

Points	In	Off	2nd	Fast
Paint	Point	T/O	Chance	Break
AU	26	30	12	6
SAM	3	3	4	24

Score tied - 0 times, Lead changed - 0 times.

Last FG - SAM 4th-00:03, AU 4th-00:13.
Largest lead - SAM None, AU by 34 4th-09:50.
SAM led for 00:00, AU led for 39:36, Game was tied for 00:24.

Points	In	Off	2nd	Fast
Paint	Point	T/O	Chance	Break
AU	26	30	12	6
SAM	3	3	4	24

Score tied - 0 times, Lead changed - 0 times.

Last FG - SAM 4th-00:03, AU 4th-00:13.
Largest lead - SAM None, AU by 34 4th-09:50.
SAM led for 00:00, AU led for 39:36, Game was tied for 00:24.

Points	In	Off	2nd	Fast
Paint	Point	T/O	Chance	Break
AU	26	30	12	6
SAM	3	3	4	24

Score tied - 0 times, Lead changed - 0 times.

Last FG - SAM 4th-00:03, AU 4th-00:13.
Largest lead - SAM None, AU by 34 4th-09:50.
SAM led for 00:00, AU led for 39:36, Game was tied for 00:24.

Points	In	Off	2nd	Fast
Paint	Point	T/O	Chance	Break
AU	26	30	12	6
SAM	3	3	4	24

Score tied - 0 times, Lead changed - 0 times.

Game 8: Dec. 6, 2018

Auburn 81, St. Joseph's 70

Hagan Arena Philadelphia, Pa.

Official Basketball Box Score -- Game Totals -- Final Statistics
Auburn vs Saint Joseph's
12/06/18 7:00 pm at Hagan Arena -- Philadelphia, Pa.

#	Player	Total	3-Ptr			Rebounds			PF	TP	A	TO	Blk	Stl	Min
			FG	FGA	FT	FTA	Off	Def							
20	Unique Thompson	5-10	0-0	2-4	2	4	6	2	12	4	2	0	2	34	
00	Daisa Alexander	5-10	3-5	3-4	0	2	2	1	16	2	1	0	1	34	
05	Emari Jones	2-4	0-0	0-1	1	2	3	0	4	1	0	0	0	33	
23	Crystal Primm	5-6	0-0	4-4	1	3	4	0	14	2	2	0	1	27	
33	Janiha McKay	6-10	0-2	9-10	0	1	1	21	4	0	0	0	28		
01	Robyn Benton	0-0	0-0	0	1	0	1	0	0	0	0	0	0	6	
02	Brooke Moore	4-9	2-5	0-0	0	2	2	10	0	0	0	0	12		
04	Abigayle Jackson	0-1	0-0	0-0	1	2	2	0	0	0	0	0	5		
10	Kiyae' White	2-3	0-0	0-0	2	2	4	0	0	0	0	0	10		
24	Erin Howard	0-1	0-0	0-0	0	0	0	1	0	1	0	0	10		
35	Natalie Kelly	0-0	0-0	0-0	0	0	0	0	0	0	0	0	1		
Team		29-54	5-12	18-23	9	21	30	9	81	13	10	0	9	200	

1st FG %: 13-17 76.5% 2nd: 4-15 26.7% 3rd: 6-11 54.5% 4th: 6-11 54.5% Game: 29-54 53.7% Deatball
3PT%: 3-3 100.0% 5-4 125.0% 1-2 50.0% 5-2 100.0% 10-23 43.5% Rebounds: 4

Score by periods	1st	2nd	3rd	4th	Total
St. Joseph's	7	0	3	6	26
Auburn	16	14	25	15	70

Points In Off 2nd Fast Paint Point T/O Chance Break Bench
OU 36 20 5 14 14 22
SU 26 4 7 22

Score tied - 1 time, Lead changed - 4 times.

Last FG - AU 4th-00:02, SU 4th-01:18.
Largest lead - AU by 16 1st-00:30, SU by 2 1st-08:19.
AU led for 38:03, SU led for 00:45, Game was tied for 00:19.

Points	In	Off	2nd	Fast
Paint	Point	T/O	Chance	Break
AU	36	20	5	14
SU	26	4	7	22

Score tied - 1 time, Lead changed - 4 times.

Last FG - AU 4th-00:02, SU 4th-01:18.
Largest lead - AU by 16 1st-00:30, SU by 2 1st-08:19.
AU led for 38:03, SU led for 00:45, Game was tied for 00:19.

Points	In	Off	2nd	Fast
Paint	Point	T/O	Chance	Break
AU	36	20	5	14
SU	26	4	7	22

Score tied - 1 time, Lead changed - 4 times.

Last FG - AU 4th-00:02, SU 4th-01:18.
Largest lead - AU by 16 1st-00:30, SU by 2 1st-08:19.
AU led for 38:03, SU led for 00:45, Game was tied for 00:19.

Points	In	Off	2nd	Fast
Paint	Point	T/O	Chance	Break
AU	36	20	5	14
SU	26	4	7	22

Score tied - 1 time, Lead changed - 4 times.

Last FG - AU 4th-00:02, SU 4th-01:18.
Largest lead - AU by 16 1st-00:30, SU by 2 1st-08:19.
AU led for 38:03, SU led for 00:45, Game was tied for 00:19.

Points	In	Off	2nd	Fast
Paint	Point	T/O	Chance	Break
AU	36	20	5	14
SU	26	4	7	22

Score tied - 1 time, Lead changed - 4 times.

Last FG - AU 4th-00:02, SU 4th-01:18.
Largest lead - AU by 16 1st-00:30, SU by 2 1st-08:19.
AU led for 38:03, SU led for 00:45, Game was tied for 00:19.

Points	In	Off	2nd	Fast
Paint	Point	T/O	Chance	Break
AU	36	20	5	14
SU	26	4	7	22

Score tied - 1 time, Lead changed - 4 times.

Last FG - AU 4th-00:02, SU 4th-01:18.
Largest lead - AU by 16 1st-00:30, SU by 2 1st-08:19.
AU led for 38:03, SU led for 00:45, Game was tied for 00:19.

Points	In	Off	2nd	Fast
Paint	Point	T/O	Chance	Break
AU	36	20	5	14
SU	26	4	7	22

Score tied - 1 time,

Game 10: Dec. 18, 2018 Auburn 84, Coastal Carolina 78 Myrtle Beach Convention Center Myrtle Beach, S.C. Carolinas Challenge

Official Basketball Box Score -- Game Totals -- Final Statistics Auburn vs Coastal Carolina 12-18-18 6:15 p.m. at Myrtle Beach (SC) Convention Center

Table with columns: #, Player, FG, FGA, FT, FTA, FT-FTA, FT-FTA, Off, Def, Tot, PF, TP, A, TO, Blk, Stl, Min. Includes player stats for Auburn 84 and Coastal Carolina 78.

Table with columns: #, Player, FG, FGA, FT, FTA, FT-FTA, FT-FTA, Off, Def, Tot, PF, TP, A, TO, Blk, Stl, Min. Includes player stats for Auburn 84 and Coastal Carolina 78.

Officials: Roy Gulbeyan, Meadow Overstreet, Euseal Silva Technical fouls: Auburn-None, Coastal Carolina-None. Attendance: 2018 CAROLINAS CHALLENGE

Table with columns: Score by periods, 1st, 2nd, 3rd, 4th, Total. Auburn 17, 21, 24, 22, 84. Coastal Carolina 16, 23, 17, 17, 78.

Score tied - 7 times. Lead changed - 17 times.

Game 11: Dec. 20, 2018 Auburn 86, North Carolina 81 (OT) Myrtle Beach Convention Center Myrtle Beach, S.C. Carolinas Challenge

Official Basketball Box Score -- Game Totals -- Final Statistics Auburn vs North Carolina 12-20-18 6:30 p.m. at Myrtle Beach (SC) Convention Center

Table with columns: #, Player, FG, FGA, FT, FTA, FT-FTA, FT-FTA, Off, Def, Tot, PF, TP, A, TO, Blk, Stl, Min. Includes player stats for Auburn 86 and North Carolina 81.

Table with columns: #, Player, FG, FGA, FT, FTA, FT-FTA, FT-FTA, Off, Def, Tot, PF, TP, A, TO, Blk, Stl, Min. Includes player stats for Auburn 86 and North Carolina 81.

Officials: Eric Brewster, Bruce Morris and Erica Camarota Technical fouls: Auburn-None, North Carolina-None. Attendance: 2018 CAROLINAS CHALLENGE

Table with columns: Score by periods, 1st, 2nd, 3rd, 4th, OT, Total. Auburn 18, 16, 15, 22, 81. North Carolina 21, 8, 17, 23, 81.

Score tied - 7 times. Lead changed - 6 times.

Game 12: Dec. 22, 2018 Auburn 96, Elon 44 Schar Center Elon, N.C.

Official Basketball Box Score -- Game Totals -- Final Statistics Auburn vs Elon 12/22/18 2 p.m. at Elon, N.C.

Table with columns: #, Player, FG, FGA, FT, FTA, FT-FTA, FT-FTA, Off, Def, Tot, PF, TP, A, TO, Blk, Stl, Min. Includes player stats for Auburn 96 and Elon 44.

Table with columns: #, Player, FG, FGA, FT, FTA, FT-FTA, FT-FTA, Off, Def, Tot, PF, TP, A, TO, Blk, Stl, Min. Includes player stats for Auburn 96 and Elon 44.

Officials: Tiara Cruse, Mark Besch, Jeffrey Smith Technical fouls: Auburn-None, Elon-None. Attendance: 368

Table with columns: Score by periods, 1st, 2nd, 3rd, 4th, Total. Auburn 26, 25, 18, 27, 96. Elon 11, 8, 16, 9, 44.

Score tied - 0 times. Lead changed - 0 times.

MYRTLE BEACH, S.C. -- The Auburn women's basketball team overcame foul trouble and a hot-shooting Coastal Carolina team to earn an 84-78 win Tuesday night in the Carolinas Challenge at the Myrtle Beach Convention Center.

The Tigers (9-1) extended their winning streak to six games, but it was not without anxious moments as Auburn lost two post players to fouls in the fourth quarter and had to overcome the Chanticleers (7-2), who hovered near 50-percent shooting most of the night and had two players score 25-plus.

Janiah McKay led Auburn for the third straight game with 21 points, scoring 15 in the first half and salting the game away in the fourth quarter at the free-throw line. Emari Jones had 16 points, knocking down four 3-pointers, and Crystal Primm had a 14-point night, all coming in the second half.

The Tigers trailed at the half for the first time this season as CCU took a 39-38 lead to the break. The lead changed hands 10 times in a first half that saw Auburn attempt 17 3-pointers while Coastal drove to the basket, drew fouls, and made a living at the free-throw line (13-of-16). McKay and Jones combined for 26 of Auburn's 38 points in the half while Thompson, Primm, Jackson and Benton dealt with foul trouble.

The lead changed hands seven more times in the second half with Coastal extending its lead to as many as seven points at 46-39 with 7:51 to play in the third quarter. But the Tigers kept chipping away, and a steal and fast-break layup by Emari Jones just before the buzzer gave Auburn a 62-61 lead after three periods.

Coastal hit a 3-pointer to move back ahead with 8:00 to play, but a layup from Primm and a pair of free throws from Robyn Benton gave the Tigers a 66-64 lead; Auburn would never trail again. With both teams in the bonus and multiple players dealing with foul trouble - Auburn had two players foul out, and Coastal had five players with four fouls when the game ended - free throws were at a premium. Auburn made 10-of-13 attempts in the final period while Coastal was just 4-of-8.

MYRTLE BEACH, S.C. -- Janiah McKay and Unique Thompson both scored 21 points, and the Auburn women's basketball team fought back from a late deficit to earn an 86-81 overtime victory over North Carolina Thursday night in the Carolinas Challenge.

Trailing for most of the fourth quarter, Auburn hit their final four shots of the half and forced the extra period when McKay found Robyn Benton for a layup with 10 seconds to play to tie the score at 69-69. The Tigers (10-1) never trailed in overtime, getting nine points and a huge late steal from McKay to win their seventh in a row.

Auburn led by as many as 11 points in the third quarter, but the Tar Heels (8-5) chipped away, including a 7-0 run to end the quarter, to bring the deficit down to one point headed to the fourth. UNC took its first lead of the half with 5:26 to play in the 2nd quarter as they led 56-54.

Auburn never led again in regulation, but after a missed UNC free throw led to Benton's layup with 10 seconds left, the Tigers never trailed in overtime. UNC threatened late, hitting a pair of 3-pointers in the final minute, but McKay sank five free throws over the final 44 seconds to salt away the win.

Thompson had 18 rebounds to go along with her 21 points, picking up her sixth double-double of the season. Crystal Primm - the Duke transfer playing against her former team's archrival - scored a career-high 18 points on 9-of-12 shooting while adding six rebounds and four steals.

Senior Erica Sanders also scored her first two points of the season on a pair of free throws in overtime. She missed the first nine games with an injury but made her presence felt on the defensive end in this game with three rebounds in 11 minutes of action.

Auburn saw its trademark high-intensity defense pay dividends as the Tigers turned 27 North Carolina turnovers into 38 points. None was bigger than a steal by McKay with 47 seconds left that turned into a fast-break layup, plus a foul, to give the Tigers an 80-75 lead.

ELON, N.C. -- For the second time this month, Auburn set a school record for 3-pointers, cruising to its eighth straight win with a 96-44 victory over Elon Saturday afternoon.

The Tigers (11-1) hit 14 3-pointers, breaking a 20-day-old Auburn record of 13 that was set Dec. 2 vs. Oklahoma. But it wasn't just the longball for Auburn Saturday - Auburn shot a season-best 63.3 percent from the field, including 70 percent in the second half, to pull away early and sprint to a 52-point victory.

Five players finished in double-figures for the Tigers, led by junior Crystal Primm with 17 points, who shared the team lead with seven rebounds. Freshman Robyn Benton hit five 3-pointers to finish with 15 points, while Unique Thompson and Brooke Moore added 14 and Janiah McKay had 13. Freshman Erin Howard also had a career-high seven rebounds to share the team lead.

Eleven of the Tigers' record-setting 14 treys were made by freshmen - five for Benton, four by Moore and two from Howard. The record-breaker was hit by Howard with 20 seconds to play.

The Tigers completely dominated the first half, taking a 51-19 halftime lead, their largest of the season. Auburn shot 58 percent from the field in the opening 20 minutes, including a 63-percent clip in the first quarter. A 16-6 run over the first 4:42 gave the Tigers an early double-digit lead, and Elon would get no closer the rest of the way. Auburn's defense carried the day in the early-going as the Tigers forced seven first-quarter turnovers, turning those into 15 points.

A comparatively slow third quarter saw the Tigers only increase their lead by two as Elon shot 70 percent in the period, giving Auburn a 69-35 lead. But Auburn hit 11-of-15 shots in the fourth - 5-of-7 on 3-pointers - and outscored the Phoenix 27-9 to finish off the 52-point win, Auburn's largest margin of victory of the Coach Flo era.

The Tigers out-rebounded Elon 37-21 and scored 27 points off 20 Phoenix turnovers. Auburn also got a season-high 41 points off its bench, which played the majority of the fourth quarter. In addition to the 14 3-pointers, Auburn scored 40 points in the paint.

Game 13: Dec. 29, 2018 Auburn 83, Alabama State 50 Auburn Arena Auburn, Ala.

Official Basketball Box Score -- Game Totals -- Final Statistics												
Alabama State vs Auburn												
12/29/18 12:00 pm at Auburn Arena -- Auburn, Ala.												
Alabama State 50 • 1-10												
#	Player	Total	3-Ptr	Rebounds			Points			Misc		
		FG-FGA	FT-FTA	Off	Def	Total	PF	TP	A	T	Blk	Stl
00	Emmanuel, Ayana	2-5	2-3	4-4	0	2	2	10	2	4	0	1
05	Nelson, Aliyah	0-4	0-0	0-0	2	0	2	3	0	0	1	0
21	Ward, Shmya	5-12	0-0	2-3	3	7	10	1	12	0	5	0
02	Smith, Amari	0-0	0-0	0-0	0	0	0	2	0	0	4	0
03	Crawford, Javla	1-6	1-3	3-4	1	2	3	3	6	1	2	0
01	Rudolph, Tyeisha	1-4	0-1	0-0	0	1	1	2	0	0	2	0
10	Lee, Courtney	1-3	0-2	0-0	0	1	1	2	2	0	1	2
15	Berry, Kaeani	1-3	0-0	2-2	0	0	2	4	0	0	0	0
22	Aikerson, Taylor	2-4	1-3	3-3	0	2	2	1	8	1	2	0
03	Gibson, Arieleatha	1-3	1-2	2-2	0	0	0	3	5	1	0	0
25	Clark, Zomora	0-1	0-0	1-2	2	3	5	4	1	1	0	0
24	Cannon, Tatyana	0-2	0-0	0-0	0	1	1	2	0	0	1	1
Team					3	3	6					
Totals		14-47	5-14	17-20	12	26	38	28	50	9	24	1

Alabama State 50 • 1-10												
#	Player	Total	3-Ptr	Rebounds			Points			Misc		
		FG-FGA	FT-FTA	Off	Def	Total	PF	TP	A	T	Blk	Stl
14	Thompson, Unique	8-15	0-0	3-4	7	5	12	2	19	2	1	2
24	Howard, Erin	4-8	3-7	0-0	3	1	4	3	11	0	0	1
00	Alexander, Daisa	4-7	2-8	3-4	4	2	2	4	13	2	3	0
23	Primm, Crystal	6-10	0-0	4-6	3	2	5	4	16	2	0	1
03	McKay, Jannah	2-11	1-3	5-6	1	0	1	2	10	3	0	2
01	Benton, Robyn	0-3	0-1	0-0	0	0	0	0	0	0	0	0
02	Moore, Brooke	0-4	0-3	0-0	1	1	0	0	0	0	0	0
03	Sanders, Erica	2-7	1-3	5-6	1	2	3	0	1	1	0	0
04	Johnson, Abigail	1-1	0-0	0-0	1	1	0	0	1	1	0	0
Team					1	0	1					
Totals		27-50	7-15	17-23	11	32	43	18	78	18	23	9

Alabama State 50 • 1-10												
#	Player	Total	3-Ptr	Rebounds			Points			Misc		
		FG-FGA	FT-FTA	Off	Def	Total	PF	TP	A	T	Blk	Stl
14	Thompson, Unique	8-15	0-0	3-4	7	5	12	2	19	2	1	2
24	Howard, Erin	4-8	3-7	0-0	3	1	4	3	11	0	0	1
00	Alexander, Daisa	4-7	2-8	3-4	4	2	2	4	13	2	3	0
23	Primm, Crystal	6-10	0-0	4-6	3	2	5	4	16	2	0	1
03	McKay, Jannah	2-11	1-3	5-6	1	0	1	2	10	3	0	2
01	Benton, Robyn	0-3	0-1	0-0	0	0	0	0	0	0	0	0
02	Moore, Brooke	0-4	0-3	0-0	1	1	0	0	0	0	0	0
03	Sanders, Erica	2-7	1-3	5-6	1	2	3	0	1	1	0	0
04	Johnson, Abigail	1-1	0-0	0-0	1	1	0	0	1	1	0	0
Team					1	0	1					
Totals		27-50	7-15	17-23	11	32	43	18	78	18	23	9

Alabama State 50 • 1-10												
#	Player	Total	3-Ptr	Rebounds			Points			Misc		
		FG-FGA	FT-FTA	Off	Def	Total	PF	TP	A	T	Blk	Stl
14	Thompson, Unique	8-15	0-0	3-4	7	5	12	2	19	2	1	2
24	Howard, Erin	4-8	3-7	0-0	3	1	4	3	11	0	0	1
00	Alexander, Daisa	4-7	2-8	3-4	4	2	2	4	13	2	3	0
23	Primm, Crystal	6-10	0-0	4-6	3	2	5	4	16	2	0	1
03	McKay, Jannah	2-11	1-3	5-6	1	0	1	2	10	3	0	2
01	Benton, Robyn	0-3	0-1	0-0	0	0	0	0	0	0	0	0
02	Moore, Brooke	0-4	0-3	0-0	1	1	0	0	0	0	0	0
03	Sanders, Erica	2-7	1-3	5-6	1	2	3	0	1	1	0	0
04	Johnson, Abigail	1-1	0-0	0-0	1	1	0	0	1	1	0	0
Team					1	0	1					
Totals		27-50	7-15	17-23	11	32	43	18	78	18	23	9

Alabama State 50 • 1-10												
#	Player	Total	3-Ptr	Rebounds			Points			Misc		
		FG-FGA	FT-FTA	Off	Def	Total	PF	TP	A	T	Blk	Stl
14	Thompson, Unique	8-15	0-0	3-4	7	5	12	2	19	2	1	2
24	Howard, Erin	4-8	3-7	0-0	3	1	4	3	11	0	0	1
00	Alexander, Daisa	4-7	2-8	3-4	4	2	2	4	13	2	3	0
23	Primm, Crystal	6-10	0-0	4-6	3	2	5	4	16	2	0	1
03	McKay, Jannah	2-11	1-3	5-6	1	0	1	2	10	3	0	2
01	Benton, Robyn	0-3	0-1	0-0	0	0	0	0	0	0	0	0
02	Moore, Brooke	0-4	0-3	0-0	1	1	0	0	0	0	0	0
03	Sanders, Erica	2-7	1-3	5-6	1	2	3	0	1	1	0	0
04	Johnson, Abigail	1-1	0-0	0-0	1	1	0	0	1	1	0	0
Team					1	0	1					
Totals		27-50	7-15	17-23	11	32	43	18	78	18	23	9

Alabama State 50 • 1-10												
#	Player	Total	3-Ptr	Rebounds			Points			Misc		
		FG-FGA	FT-FTA	Off	Def	Total	PF	TP	A	T	Blk	Stl
14	Thompson, Unique	8-15	0-0	3-4	7	5	12	2	19	2	1	2
24	Howard, Erin	4-8	3-7	0-0	3	1	4	3	11	0	0	1
00	Alexander, Daisa	4-7	2-8	3-4	4	2	2	4	13	2	3	0
23	Primm, Crystal	6-10	0-0	4-6	3	2	5	4	16	2	0	1
03	McKay, Jannah	2-11	1-3	5-6	1	0	1	2	10	3	0	2
01	Benton, Robyn	0-3	0-1	0-0	0	0	0	0	0	0	0	0
02	Moore, Brooke	0-4	0-3	0-0	1	1	0	0	0	0	0	0
03	Sanders, Erica	2-7	1-3	5-6	1	2	3	0	1	1	0	0
04	Johnson, Abigail	1-1	0-0	0-0	1	1	0	0	1	1	0	0
Team					1	0	1					
Totals		27-50	7-15	17-23	11	32	43	18	78	18	23	9

Alabama State 50 • 1-10												
#	Player	Total	3-Ptr	Rebounds			Points			Misc		
		FG-FGA	FT-FTA	Off	Def	Total	PF	TP	A	T	Blk	Stl
14	Thompson, Unique	8-15	0-0	3-4	7	5	12	2	19	2	1	2
24	Howard, Erin	4-8	3-7	0-0	3	1	4	3	11	0	0	1
00	Alexander, Daisa	4-7	2-8	3-4	4	2	2	4	13	2	3	0
23	Primm, Crystal	6-10	0-0	4-6	3	2	5	4	16	2	0	1
03	McKay, Jannah	2-11	1-3	5-6	1	0	1	2	10	3	0	2
01	Benton, Robyn	0-3	0-1	0-0	0	0	0	0	0	0	0	0
02	Moore, Brooke	0-4	0-3	0-0	1	1	0	0	0	0	0	0
03	Sanders, Erica	2-7	1-3	5-6	1	2	3	0	1	1	0	0
04	Johnson, Abigail	1-1	0-0	0-0	1	1	0	0	1	1	0	0
Team					1	0	1					
Totals		27-50	7-15	17-23	11	32	43	18	78	18	23	9

Alabama State 50 • 1-10												
#	Player	Total	3-Ptr	Rebounds			Points			Misc		
		FG-FGA	FT-FTA	Off	Def	Total	PF	TP	A	T	Blk	Stl
14	Thompson, Unique	8-15	0-0	3-4	7	5	12	2	19	2	1	2
24	Howard, Erin	4-8	3-7	0-0	3	1	4	3	11	0	0	1
00	Alexander, Daisa	4-7	2-8	3-4	4	2	2	4	13	2	3	0
23	Primm, Crystal	6-10	0-0	4-6	3	2	5	4	16	2	0	1
03	McKay, Jannah	2-11	1-3	5-6	1	0	1	2	10	3	0	2
01	Benton, Robyn	0-3	0-1	0-0	0	0	0	0	0	0	0	0
02	Moore, Brooke	0-4	0-3	0-0	1	1	0	0	0	0	0	0
03	Sanders, Erica	2-7	1-3	5-6	1	2	3	0	1	1	0	0
04	Johnson, Abigail	1-1	0-0	0-0	1	1	0	0	1	1	0	0
Team					1	0	1					
Totals		27-50	7-15	17-23	11	32	43	18	78	18	23	9

Alabama State 50 • 1-10												
#	Player	Total	3-Ptr	Rebounds			Points			Misc		
		FG-FGA	FT-FTA	Off	Def	Total	PF	TP	A	T	Blk	Stl
14	Thompson, Unique	8-15	0-0	3-4	7	5	12	2	19	2	1	2
24	Howard, Erin	4-8	3-7	0-0	3	1	4					

Game 16: Jan. 10, 2019
Auburn 66, Alabama 56
Coleman Coliseum
Tuscaloosa, Ala.

Official Basketball Box Score -- Game Totals -- Final Statistics
Auburn vs Alabama
1/10/19 7 p.m. CT at Tuscaloosa, Ala. (Coleman Coliseum)

Auburn 66 • 14-2, 2-1 SEC
Table with columns: Player, FG, 3-Ptr, Rebounds, PF, TP, A, TO, Bk, Stl, Min. Lists stats for 20 players and totals.

1st FG %: 31.5 45.7% 2nd: 9.14 64.3% 3rd: 5.11 45.5% 4th: 8.12 66.7% Game: 29.52 55.8% Deadball
3FG %: 3.4 25.0% 1.3 33.3% 2.5 40.0% 0.2 0.0% 4.14 28.8% Rebounds
FT %: 2.2 100.0% 0.4 100.0% 1.1 100.0%

Alabama 56 • 9-7, 1-2 SEC

Table with columns: Player, FG, 3-Ptr, Rebounds, PF, TP, A, TO, Bk, Stl, Min. Lists stats for 25 players and totals.

1st FG %: 31.5 45.7% 2nd: 4.13 33.3% 3rd: 3.13 45.2% 4th: 6.12 50.0% Game: 29.52 55.8% Deadball
3FG %: 3.5 66.0% 1.5 20.0% 2.8 25.0% 1.1 100.0% 4.7 32.1% Rebounds
FT %: 0.2 50.0%

Officials: Felicia Gritter, Meadow Overstreet, Roy Gulbeyan
Technical Fouls: Auburn-None, Alabama-None.
Attendance: 2575

Score by periods: 1st 2nd 3rd 4th Total. Auburn: 17 13 13 17 60. Alabama: 13 10 19 14 56.

Last FG - AU 4th-00:36, AL 4th-01:00. Largest lead - AU by 13 2nd-02:35, AU by 2 1st-05:34, AU led for 35:33. UA led for 01:51. Game was tied for 02:21.

TUSCALOOSA -- Daisa Alexander scored 22 points and had four steals as Auburn used a strong defensive effort to earn a 66-56 win over Alabama Thursday night at Coleman Coliseum.

The Tigers (14-2, 2-1 SEC) scored 42 of their 66 points in the paint, hitting 25-of-38 two-point shots (65.7%). Auburn also forced Alabama (9-6, 1-2) into 25 turnovers that turned into 28 Auburn points.

Alexander scored 22 points for the second straight game, matching her season-high and coming within three points of a career high. Unique Thompson added 12 points along with a game-high nine rebounds, and Crystal Primm scored 10. Nine of the 10 Auburn players that saw playing time had at least one steal; Alexander's four swipes led the way while freshman Erin Howard had three steals along with a team-best five assists.

Janiah McKay added eight points, five rebounds, three assists and two steals, and senior Erica Sanders hit all three shots she took for a six-point night along with a pair of steals.

For the game, Auburn shot 55.8 percent from the floor, their second-best shooting night of the season. The Tigers got to the rim repeatedly in the fourth quarter, scoring 16 of their 17 fourth-quarter points in the paint as the high-low play worked well for Auburn.

The Tigers led 17-13 at the end of the first period. But Auburn turned up its defensive pressure in the second, going on an 11-3 run over the first four minutes to extend their advantage to as much as 15 points before Alabama cut it to a 13-point game at halftime, 36-23.

Auburn dealt with turnover troubles and a scoring drought in the third quarter, turning the ball over seven times in the period as Alabama cut the deficit to as few as five points. But Auburn's defensive pressure came alive in the fourth quarter as a pair of fast-break baskets off steals -- one from Alexander and one from Primm -- pushed Auburn's lead back to double-digits at 57-46 with 5:07 to play. The rest of the way, Auburn had just one possession without a basket as Alabama was unable to cut any further into the lead.

Game 17: Jan. 14, 2019
#7 Mississippi State 85, Auburn 59
Auburn Arena
Auburn, Ala.

Official Basketball Box Score -- Game Totals -- Final Statistics
Mississippi State vs Auburn
01/14/19 6:00 p.m. at Auburn Arena -- Auburn, Ala.

Mississippi State 85 • 16-1, 4-0 SEC
Table with columns: Player, Total, 3-Ptr, Rebounds, PF, TP, A, TO, Bk, Stl, Min. Lists stats for 25 players and totals.

1st FG %: 41.2 50.0% 2nd: 6.10 60.0% 3rd: 11.18 61.1% 4th: 6.15 40.0% Game: 29.55 52.7% Deadball
3FG %: 1.2 50.0% 2.4 50.0% 1.1 33.3% 0.6 0.0% 4.12 33.3% Rebounds
FT %: 9.12 75.0%

Auburn 59 • 14-3, 2-2 SEC

Table with columns: Player, Total, 3-Ptr, Rebounds, PF, TP, A, TO, Bk, Stl, Min. Lists stats for 25 players and totals.

1st FG %: 41.2 50.0% 2nd: 3.18 38.9% 3rd: 7.15 46.7% 4th: 4.14 28.6% Game: 23.59 39.0% Deadball
3FG %: 0.2 0.0% 1.4 25.0% 2.8 33.3% 2.8 25.0% Rebounds
FT %: 2.5 40.0%

Officials: Jesse Dickerson, Maj Forsberg, Angelica Suffern
Technical Fouls: Mississippi State-None, Auburn-None.
Attendance: 1908

Score by periods: 1st 2nd 3rd 4th Total. Mississippi State: 22 16 26 21 85. Auburn: 12 16 17 14 59.

Last FG - MS 4th-02:58, AU 4th-01:43. Largest lead - MS by 27 4th-05:49, AU None. MS led for 39:06, AU led for 00:00. Game was tied for 00:54.

AUBURN -- Three Auburn players scored in double-figures, but No. 7/6 Mississippi State was too much for the Tigers in an 85-59 Bulldog win Monday night at Auburn Arena.

The Tigers (14-3, 2-2 SEC) kept alive their streak of forcing at least 20 opponent turnovers and posted 15 steals, but Mississippi State (16-1, 4-0) took advantage of both size and transition opportunities to pull away in the second half.

Daisa Alexander led Auburn with 18 points and five rebounds; it was her third straight game as Auburn's leading scorer. Brooke Moore hit four 3-pointers and added 16 points off the bench, and Crystal Primm had 14 points and a career-high seven steals. Janiah McKay and Erica Sanders had three assists apiece.

Mississippi State shot 52.7 percent from the field with a combined 67 of their 85 points coming in the paint (44) or at the free-throw line (23). Auburn was 39 percent from the floor for the night and struggled at the charity stripe, hitting just 8-of-18 attempts.

Auburn scored 20 points off 20 MSU turnovers; the Tigers have forced at least 20 turnovers in nine straight games. Primm's seven steals were the most by an Auburn player since Alexander had seven at LSU last year.

The Tigers' defense kept things close for most of the first half as a 12-point Bulldog lead was whittled down to just four points after a steal and 3-pointer from Moore made it 28-24 with 4:37 left in the half. But a pair of late Bulldog 3-pointers and missed opportunities for Auburn at the free-throw line gave State a 38-28 halftime lead.

Auburn cut it to eight early in the third quarter, but State went on a 16-4 run, paced by transition baskets, to take a 54-36 lead. That would become a 64-45 lead at the end of the period, and Auburn would get no closer the rest of the way.

Teaira McCowan led Mississippi State with 22 points and 10 rebounds. Jessica Carter added 14 points off the bench.

Game 18: Jan. 17, 2019
Auburn 72, Vanderbilt 70
Memorial Gym
Nashville, Tenn.

Official Basketball Box Score -- Game Totals -- Final Statistics
Auburn vs Vanderbilt University
01/17/19 7 p.m. at Nashville, Tenn.

Auburn 72 • 15-3 (3-2 SEC)
Table with columns: Player, Total, 3-Ptr, Rebounds, PF, TP, A, TO, Bk, Stl, Min. Lists stats for 25 players and totals.

1st FG %: 41.7 23.5% 2nd: 9.17 52.9% 3rd: 6.16 37.5% 4th: 11.17 64.7% Game: 30.47 44.8% Deadball
3FG %: 0.5 0.0% 1.5 20.0% 1.5 66.0% 1.3 33.3% 5.18 27.8% Rebounds
FT %: 2.2 100.0%

Vanderbilt University 70 • 5-13 (0-5 SEC)

Table with columns: Player, Total, 3-Ptr, Rebounds, PF, TP, A, TO, Bk, Stl, Min. Lists stats for 25 players and totals.

1st FG %: 41.7 23.5% 2nd: 6.14 52.9% 3rd: 6.16 37.5% 4th: 11.17 64.7% Game: 30.47 44.8% Deadball
3FG %: 0.5 0.0% 1.5 20.0% 1.5 66.0% 1.3 33.3% 5.18 27.8% Rebounds
FT %: 2.2 100.0%

Officials: Tina Napijer, Joseph Vassily, Billy Smith
Technical Fouls: Auburn-None, Vanderbilt University-None.
Attendance: 1835

Score by periods: 1st 2nd 3rd 4th Total. Auburn: 10 19 18 25 72. Vanderbilt University: 20 22 11 17 70.

Last FG - AU 4th-00:09, VANDY 4th-00:23. Largest lead - AU by 2 4th-00:09, VANDY by 20 3rd-07:56. AU led for 01:01, VANDY led for 37:39. Game was tied for 01:20.

NASHVILLE, Tenn. -- Auburn completed one of the biggest comebacks in school history Thursday night, rallying from a 20-point third-quarter deficit to earn a 72-70 win over Vanderbilt at Memorial Gym.

Freshman Robyn Benton hit a jumper in the paint and drew a foul with 8.6 seconds to play to give Auburn the lead for just the second time in the game at 71-70. She sank the free throw to push the lead to two points, and Vandy's baseline jumper at the buzzer fell short.

Auburn (15-3, 3-2 SEC) fought back from a huge deficit for the second straight trip to Memorial Gym. In 2017, the Tigers trailed by 17 midway through the third quarter before rallying for a 64-59 win.

Janiah McKay led the Tigers with 19 points and six assists. Unique Thompson picked up her eighth double-double of the season with 16 points and 13 rebounds, and Daisa Alexander overcame a slow start to post a 14-point night; 12 of those came in the second half.

The Tigers overcame Vanderbilt shooting 61.0 percent from the floor, including a 69.2-percent clip on 3-pointers. The Commodores had made six total 3-pointers in SEC play before knocking down nine tonight; eight of those came from Cierra Walker, who scored a game-high 25 points.

Vanderbilt led 42-29 at halftime as the Tigers had no answer for Walker's outside shooting; she made six treys in the first half. Her seventh pushed the Vandy advantage to 18 points early in the third quarter, and the Commodores went up 49-29 with 7:53 to play.

A three-point play by Primm with 3:21 to play tied the game for the first time all night. The teams traded buckets on the next three possessions before a missed Vandy free throw gave Auburn its first opportunity to take the lead. McKay hit an 18-foot jumper with just over a minute to play to give the Tigers a 69-68 lead, its first of the night. After a Vanderbilt timeout, the Commodores went back up 70-69 on an Autumn Newby layup with 22 seconds left. But Benton drove into the paint, drew contact, and saw her shot fall after hitting the rim three times to give the Tigers their final lead.

Game 19: Jan. 24, 2019
#24 Texas A&M 69, Auburn 67
Auburn Arena
Auburn, Ala.

Official Basketball Box Score -- Game Totals -- Final Statistics
Texas A&M vs Auburn
01/24/19 7:30 p.m. at Auburn Arena -- Auburn, Ala.

Texas A&M 69 • 15-4, 4-2 SEC

#	Player	Total			3-Ptr			Rebounds			PF	TP	A	TO	Blk	Stl	Min
		FG	FGA	FT	FTA	FG	FGA	FT	FTA	Off							
11	Jones, N'Dea	f	4-7	0-0	3-4	0-0	4	11	1	3	2	1	36				
40	Johnson, Cierra	c	5-8	0-0	1-2	5	4	9	3	11	1	2	0	39			
03	Carter, Chennedy	g	8-17	5-10	7-13	1	4	5	2	28	2	3	0	40			
04	Washington, Shambria	g	0-3	0-2	0-0	0	1	1	3	0	2	3	0	35			
11	Wells, Kayla	g	6-12	1-4	6-9	2	2	4	2	19	4	8	1	39			
14	Walton, Jada	g	0-1	0-0	0-0	0	0	0	0	2	0	0	0	11			
Team			0	4	4												
Totals			23-48	6-16	17-28	13	26	39	14	69	10	21	3	200			
1st FG %:		41.2	33.3%	2nd:	41.2	33.3%	3rd:	10-14	71.4%	4th:	5-13	41.7%	Game:	23-48	47.9%	Deadball	
3Pt %:		2-7	28.6%	1-5	20.0%	2-4	50.0%	Off:	5-13	38.5%	Def:	6-13	46.2%				
FT %:		2-2	100.0%	1-1	100.0%	2-4	50.0%	Reb:	13-21	61.9%	17-28	60.7%	4-1				

Auburn 67 • 15-4, 3-3 SEC

#	Player	Total			3-Ptr			Rebounds			PF	TP	A	TO	Blk	Stl	Min
		FG	FGA	FT	FTA	FG	FGA	FT	FTA	Off							
20	Unique Thompson	f	4-7	0-0	0-0	4	6	10	2	8	0	3	0	2	33		
00	Daisa Alexander	g	4-12	3-7	1-2	1	2	3	4	12	0	2	0	25			
03	Erica Sanders	g	3-4	0-0	0-0	1	3	4	6	1	0	0	0	29			
23	Crystal Primm	g	3-12	0-0	4-5	2	2	4	4	10	1	3	0	42			
33	Janiyah McKay	g	6-16	1-4	4-4	1	0	1	3	17	3	3	0	34			
01	Robyn Benton	g	4-7	3-6	0-0	0	1	1	2	11	2	1	0	17			
02	Brooke Moore	g	1-2	1-2	0-0	0	0	0	3	0	0	0	0	8			
04	Abigail Jackson	g	0-0	0-0	0-0	0	0	0	0	2	0	0	1	7			
24	Erin Howard	g	0-2	0-1	0-0	0	3	3	0	2	0	0	1	15			
Team			2	2	1												
Totals			25-62	8-20	9-11	11	19	30	20	67	9	12	0	200			
1st FG %:		21.9	36.8%	2nd:	5-13	38.5%	3rd:	6-15	40.0%	4th:	7-15	46.7%	Game:	25-62	41.9%	Deadball	
3Pt %:		3-8	37.5%	2-3	66.7%	2-2	100%	Off:	3-7	42.9%	8-20	40.0%	Reb:	6-12	50.0%	4	
FT %:		1-1	100.0%	1-1	100.0%	2-4	50.0%	Reb:	6-8	75.0%	9-11	81.8%	1				

Officials: Michael McConnell, Pualani Spurlock, Roy Gulbeyan
 Technical fouls: Texas A&M-None; Auburn-None.
 Attendance: 1636

Score by periods	1st	2nd	3rd	4th	Total
Texas A&M	12	10	25	22	69
Auburn	17	13	14	23	67

Points In Off 2nd Fast
 TAMU 26 13 13 13 65
 AU 34 26 9 6 74

Score tied - 6 times.
 Lead changed - 4 times.

Last FG - TAMU 4th-00:04, AU 4th-00:17.
 Largest lead - TAMU by 11 4th-05:48, AU by 8 2nd-01:51.
 TAMU led for 38:34, AU led for 27:46, Game was tied for 00:00.

Game 20: Jan. 27, 2019
#25 Missouri 74, Auburn 64
Mizzou Arena
Columbia, Mo.

Official Basketball Box Score -- Game Totals -- Final Statistics
Auburn vs #25 Missouri
1-27-19 2 p.m. CT at Columbia, Mo. (Mizzou Arena)

Auburn 65 • 15-5 (3-4 SEC)

#	Player	Total			3-Ptr			Rebounds			PF	TP	A	TO	Blk	Stl	Min
		FG	FGA	FT	FTA	FG	FGA	FT	FTA	Off							
00	Daisa Alexander	*	4-12	3-4	0-0	0	3	3	5	11	2	2	0	28			
03	Erica Sanders	*	0-2	0-0	0-0	1	2	3	4	0	1	1	0	26			
20	Unique Thompson	*	3-7	0-0	0-2	3	4	7	1	6	2	0	0	32			
23	Crystal Primm	*	6-10	0-0	0-2	1	3	4	3	12	1	2	1	31			
33	Janiyah McKay	*	9-20	1-2	4-8	1	2	3	23	1	1	0	1	36			
01	Robyn Benton	*	0-0	0-0	0-0	0	1	1	0	0	0	0	0	6			
02	Brooke Moore	*	3-8	2-5	2-2	0	0	0	2	10	0	0	0	17			
10	Kyiae White	*	1-1	0-0	1-2	1	1	2	1	3	0	0	0	8			
24	Erin Howard	*	0-2	0-1	0-0	1	0	1	0	0	0	0	1	15			
35	Natalie Kelly	*	0-0	0-0	0-0	0	0	0	0	0	0	0	0	1			
Team			4	0	4												
Totals			26-62	6-12	7-16	12	16	20	65	7	6	1	0	200			
1st FG %:		41.4	7.1%	2nd:	10-13	76.9%	3rd:	6-15	40.0%	4th:	7-20	35.0%	Game:	26-62	41.9%	Deadball	
3Pt %:		0-1	0.0%	1-1	100.0%	2-3	66.7%	Off:	3-7	42.9%	6-12	50.0%	Reb:	6-12	50.0%	4	
FT %:		3-4	75.0%	0-3	0.0%	2-2	100.0%	Reb:	6-11	54.5%	7-16	43.8%	1				

#25 Missouri 74 • 17-5 (5-3 SEC)

#	Player	Total			3-Ptr			Rebounds			PF	TP	A	TO	Blk	Stl	Min
		FG	FGA	FT	FTA	FG	FGA	FT	FTA	Off							
03	Cunningham, Sophie	*	9-15	6-12	6-8	0	4	4	3	30	1	2	1	0	39		
05	Aldridge, Lauren	*	2-5	2-4	0-0	0	2	4	6	2	1	0	0	32			
21	Porter, Cierra	*	3-3	0-0	6-6	2	5	7	2	12	1	2	3	123			
22	Roundtree, Jordan	*	2-5	1-2	0-0	0	4	4	0	5	3	1	0	20			
23	Smith, Amber	*	4-8	2-2	4-5	2	6	8	3	14	4	1	0	34			
02	Levy, Akira	*	0-1	0-0	1-2	1	1	2	3	1	4	5	0	3			
11	Troup, Haley	*	0-2	0-2	1-2	0	2	2	0	1	2	0	0	9			
13	Schuchty, Hannah	*	0-3	0-2	0-0	2	2	4	2	0	0	0	1	9			
24	Chavis, Jordan	*	1-2	1-2	0-0	0	1	1	0	3	1	1	0	8			
34	Tahane, Emmanuelle	*	1-1	0-0	0-0	1	0	1	0	2	1	2	0	10			
Team			1	2	3												
Totals			22-45	12-26	18-23	9	29	30	17	74	19	17	5	400			
1st FG %:		41.4	50.0%	2nd:	6-10	60.0%	3rd:	6-11	54.5%	4th:	3-10	30.0%	Game:	22-45	48.9%	Deadball	
3Pt %:		5-10	50.0%	6-10	60.0%	1-2	50.0%	Off:	5-4	43.8%	12-26	46.2%	Reb:	18-23	78.3%	3	
FT %:		4-4	100.0%	3-3	100.0%	8-8	100.0%	Reb:	6-7	85.7%	18-23	78.3%	1				

Officials: Mark Zentz, Bill Laranee, Angelica Suffren
 Technical fouls: Auburn-None; #25 Missouri-None.
 Attendance: 5119

Score by periods	1st	2nd	3rd	4th	Total
Auburn	2	21	20	22	65
#25 Missouri	23	20	19	12	74

Points In Off 2nd Fast
 AU 26 20 10 9 65
 MU-W 16 1 6 0 7

Score tied - 0 times.
 Lead changed - 0 times.

Last FG - AU 4th-00:07, MU-W 4th-01:41.
 Largest lead - AU None, MU-W by 29 3rd-04:39.
 AU led for 00:00, MU-W led for 39:09, Game was tied for 00:51.

AUBURN -- Auburn fought back from an 11-point fourth-quarter deficit to tie the game in the closing seconds, but No. 24 Texas A&M scored with four seconds to play to give the Aggies a 69-67 win Thursday night at Auburn Arena.

The Tigers (15-4, 3-3 SEC) tied the game 67-67 on a runner by Janiah McKay with 17 seconds left, but the Aggies' Chennedy Carter scored the final two of her game-high 28 points on a jumper in the paint that proved to be the game-winner with four seconds left.

McKay led Auburn with 17 points while Daisa Alexander added 12. Robyn Benton scored 11 points, and Crystal Primm finished with 10 points and four steals. Unique Thompson led the Tigers with 10 rebounds.

The key stat in the second half was rebounding – the Aggies had 11 offensive rebounds in the second half that turned into 13 second-chance points. For the game, A&M out-rebounded Auburn 39-30.

Auburn shot 40.3 percent from the field and was 9-of-11 (81.8%) at the free-throw line. Texas A&M got to the line 28 times in the game, making 17 (60.7%); the Aggies shot 47.9 percent from the field.

The Tigers forced 21 turnovers – matching a season-high by Texas A&M – and converted those into 26 points. It was the 11th straight game for Auburn to force at least 20 opponent turnovers.

A&M extended their lead to as many as 11 points and led 63-52 with under four minutes to play. But the Tigers chipped away, cutting it to six and then to three on a pair of 3-pointers by Alexander. After her second triple, McKay stole the inbound pass and was fouled, making both free throws to cut the deficit to one point at 65-64. A second straight turnover led to a game-tying free throw by Primm.

Auburn missed a pair of scoring opportunities, but the Aggies missed the front end of two straight free-throw opportunities, giving McKay the chance to tie the game late. But with no timeouts left, Auburn was unable to stop Carter's game-winner, and Alexander's attempt at the buzzer fell short.

COLUMBIA, Mo. -- Janiah McKay scored a season-high 23 points, but Auburn was unable to overcome a big early deficit in a 74-65 loss at No. 25 Missouri Sunday afternoon.

Auburn (15-6, 3-4 SEC) cut what had been a 29-point Missouri lead to as few as eight points in the fourth quarter and outscored the host Tigers by 20 points over the final 14 minutes, but a difficult first quarter was too much for Auburn to overcome.

McKay's 23 led four Tigers in double figures. Crystal Primm added 12 points, Daisa Alexander had 11 and Brooke Moore scored 10.

After missing its first 11 shots, Auburn finished at 42% for the game. Missouri hit 11 3-pointers in the first half but was held to just one in the second half and finished at 49% from the field for the game. Auburn scored 20 points off 17 Missouri turnovers.

Mizzou led 23-2 after one quarter when Auburn went 1-of-14 from the field while Mizzou shot 50% (5-10) on 3-pointers alone. Auburn cut the deficit to as few as 16 late in the second quarter, but Mizzou kept hitting 3-pointers – 11 of them in the first half alone – and took a 43-23 lead at the break.

Missouri had its largest lead at 58-29 with 4:33 to play in the third quarter, but Auburn cut that to a 19-point deficit at the end of the quarter at 62-43. Auburn then outscored Mizzou 22-12 in the fourth, getting as close as eight points when a McKay 3-pointer made it 66-58 with 3:19 to play. But Missouri took care of business at the free-throw line down the stretch and Auburn could get no closer.

Sophie Cunningham led Missouri with 30 points.

2018-19 Auburn Women's Basketball
Auburn Combined Team Statistics (as of Jan 27, 2019)
All games

RECORD:	OVERALL	HOME	AWAY	NEUTRAL
ALL GAMES	15-5	6-3	7-2	2-0
CONFERENCE	3-4	0-3	3-1	0-0
NON-CONFERENCE	12-1	6-0	4-1	2-0

#	Player	gp-gs	min	avg	Total		3-Point		F-Throw		Rebounds				pf	dq	a	to	blk	stl	pts	avg
					fg-fga	fg%	3fg-fga	3fg%	ft-fga	ft%	off	def	tot	avg								
33	Janiah McKay	20-20	620	31.0	101-238	.424	14-50	.280	77-96	.802	11	41	52	2.6	46	0	87	50	2	48	293	14.7
00	Daisa Alexander	20-20	548	27.4	95-229	.415	35-95	.368	29-43	.674	17	49	66	3.3	41	1	38	43	1	45	254	12.7
20	Unique Thompson	20-20	596	29.8	102-175	.583	0-0	.000	39-70	.557	80	129	209	10.5	45	1	22	44	16	36	243	12.2
23	Crystal Primm	20-20	564	28.2	88-169	.521	0-5	.000	54-75	.720	37	42	79	4.0	54	1	30	49	5	45	230	11.5
05	Emari Jones	13-13	384	29.5	46-118	.390	26-74	.351	10-12	.833	26	33	59	4.5	23	0	20	27	3	17	128	9.8
02	Brooke Moore	14-0	181	12.9	34-95	.358	26-73	.356	8-8	1.000	3	12	15	1.1	10	0	9	8	1	6	102	7.3
01	Robyn Benton	20-0	311	15.6	46-112	.411	27-62	.435	13-19	.684	10	16	26	1.3	27	0	15	10	2	19	132	6.6
24	Erin Howard	19-5	335	17.6	21-78	.269	11-53	.208	2-2	1.000	16	31	47	2.5	27	0	22	9	10	15	55	2.9
04	Abigayle Jackson	19-0	155	8.2	18-34	.529	1-3	.333	5-5	1.000	12	19	31	1.6	39	1	4	13	11	6	42	2.2
03	Erica Sanders	10-2	169	16.9	8-15	.533	1-1	1.000	2-2	1.000	8	12	20	2.0	26	0	8	3	1	7	19	1.9
10	Kiyae' White	17-0	116	6.8	10-26	.385	0-0	.000	5-8	.625	15	12	27	1.6	18	0	6	6	0	2	25	1.5
35	Natalie Kelly	10-0	46	4.6	1-4	.250	0-0	.000	3-8	.375	6	3	9	0.9	3	0	0	8	2	1	5	0.5
Team											32	39	71				2					
Total.....		20	4025		570-1293	.441	141-416	.339	247-348	.710	273	438	711	35.5	359	4	261	272	54	247	1528	76.4
Opponents.....		20	4025		450-1081	.416	156-439	.355	247-348	.710	231	477	708	35.4	337	-	282	431	40	147	1303	65.2

TEAM STATISTICS

	AU	OPP	Date	Opponent	Score	Att.
SCORING	1528	1303	11/06/18	GRAMBLING STATE	w 97-48	1657
Points per game	76.4	65.2	^ 11/09/18	NICHOLLS	w 80-59	2316
Scoring margin	+11.3	-	^ 11/11/18	at New Mexico	w 79-76	4419
FIELD GOALS-ATT	570-1293	450-1081	^ 11/13/18	at Iowa State	L 64-67	9274
Field goal pct	.441	.416	11/25/18	LOUISIANA	w 71-59	1488
3 POINT FG-ATT	141-416	156-439	11/28/18	at Xavier (N.O.)	w 77-58	201
3-point FG pct	.339	.355	12/02/18	OKLAHOMA	w 95-79	1877
3-pt FG made per game	7.1	7.8	12/06/18	at Saint Joseph's	w 81-70	443
FREE THROWS-ATT	247-348	247-348	12/16/18	SAMFORD	w 73-46	1675
Free throw pct	.710	.710	& 12/18/18	vs Coastal Carolina	w 84-78	0
F-Throws made per game	12.4	12.4	& 12/20/18	vs North Carolina	Wot 86-81	0
REBOUNDS	711	708	12/22/18	at Elon	w 96-44	368
Rebounds per game	35.5	35.4	12/29/18	ALABAMA STATE	w 83-50	1868
Rebounding margin	+0.2	-	* 01/03/19	TENNESSEE	L 69-78	2204
ASSISTS	261	282	* 01/06/19	at Florida	w 64-56	2109
Assists per game	13.1	14.1	* 01/10/19	at Alabama	w 66-56	2575
TURNOVERS	272	431	* 01/14/19	MISSISSIPPI STATE	L 59-85	1908
Turnovers per game	13.6	21.6	* 01/17/19	at Vanderbilt	w 72-70	1835
Turnover margin	+8.0	-	* 01/24/19	TEXAS A&M	L 67-69	1656
Assist/turnover ratio	1.0	0.7	* 1-27-19	at #25 Mizzou	L 65-74	5119
STEALS	247	147				
Steals per game	12.4	7.4				
BLOCKS	54	40				
Blocks per game	2.7	2.0				
ATTENDANCE	16649	26343				
Home games-Avg/Game	9-1850	9-2927				
Neutral site-Avg/Game	-	2-0				

* = Conference game

^ = Preseason WNIT

& = Carolinas Challenge (Myrtle Beach, S.C.)

Score by Periods	1st	2nd	3rd	4th	OT	Totals
Auburn	356	360	366	429	17	1528
Opponents	308	274	355	354	12	1303

**2018-19 Auburn Women's Basketball
Auburn Combined Team Statistics (as of Jan 27, 2019)
Conference games only**

RECORD:	OVERALL	HOME	AWAY	NEUTRAL
ALL GAMES	3-4	0-3	3-1	0-0
CONFERENCE	3-4	0-3	3-1	0-0
NON-CONFERENCE	0-0	0-0	0-0	0-0

#	Player	gp-gs	min	avg	Total		3-Point		F-Throw		Rebounds			pf	dq	a	to	blk	stl	pts	avg	
					fg-fga	fg%	3fg-fga	3fg%	ft-fa	ft%	off	def	tot									
00	Daisa Alexander	7-7	206	29.4	41-97	.423	17-43	.395	13-20	.650	5	16	21	3.0	22	1	8	16	0	17	112	16.0
33	Janiah McKay	7-7	229	32.7	38-97	.392	4-19	.211	19-26	.731	5	14	19	2.7	18	0	24	17	0	16	99	14.1
23	Crystal Primm	7-7	225	32.1	32-70	.457	0-1	.000	15-27	.556	11	17	28	4.0	23	0	13	19	1	19	79	11.3
20	Unique Thompson	7-7	224	32.0	33-55	.600	0-0	.000	5-15	.333	26	38	64	9.1	15	0	6	16	2	10	71	10.1
02	Brooke Moore	7-0	82	11.7	12-35	.343	9-26	.346	2-2	1.000	1	2	3	0.4	6	0	0	4	1	4	35	5.0
01	Robyn Benton	7-0	70	10.0	8-24	.333	5-14	.357	4-5	.800	2	6	8	1.1	6	0	2	4	0	3	25	3.6
24	Erin Howard	7-5	158	22.6	7-29	.241	4-20	.200	0-0	.000	7	11	18	2.6	10	0	9	2	2	6	18	2.6
03	Erica Sanders	7-2	144	20.6	8-15	.533	1-1	1.000	0-0	.000	3	8	11	1.6	21	0	7	1	1	4	17	2.4
10	Kiyae' White	5-0	22	4.4	1-1	1.000	0-0	.000	1-2	.500	1	2	3	0.6	5	0	0	1	0	0	3	0.6
04	Abigayle Jackson	6-0	39	6.5	1-3	.333	0-0	.000	1-1	1.000	0	1	1	0.2	9	0	0	6	2	3	3	0.5
35	Natalie Kelly	1-0	1	1.0	0-0	.000	0-0	.000	0-0	.000	0	0	0	0.0	0	0	0	0	0	0	0	0.0
Team											15	8	23									
Total.....		7	1400		181-426	.425	40-124	.323	60-98	.612	76	123	199	28.4	135	1	69	87	9	82	462	66.0
Opponents.....		7	1400		166-346	.480	57-136	.419	99-138	.717	75	183	258	36.9	106	-	108	147	22	46	488	69.7

TEAM STATISTICS

	AU	OPP	Date	Opponent	Score	Att.
SCORING	462	488	* 01/03/19	TENNESSEE	L 69-78	2204
Points per game	66.0	69.7	* 01/06/19	at Florida	W 64-56	2109
Scoring margin	-3.7	-	* 01/10/19	at Alabama	W 66-56	2575
FIELD GOALS-ATT	181-426	166-346	* 01/14/19	MISSISSIPPI STATE	L 59-85	1908
Field goal pct	.425	.480	* 01/17/19	at Vanderbilt	W 72-70	1835
3 POINT FG-ATT	40-124	57-136	* 01/24/19	TEXAS A&M	L 67-69	1656
3-point FG pct	.323	.419	* 1-27-19	at #25 Mizzou	L 65-74	5119
3-pt FG made per game	5.7	8.1				
FREE THROWS-ATT	60-98	99-138				
Free throw pct	.612	.717	* = Conference game			
F-Throws made per game	8.6	14.1	^ = Preseason WNIT			
REBOUNDS	199	258	& = Carolinas Challenge (Myrtle Beach, S.C.)			
Rebounds per game	28.4	36.9				
Rebounding margin	-8.4	-				
ASSISTS	69	108				
Assists per game	9.9	15.4				
TURNOVERS	87	147				
Turnovers per game	12.4	21.0				
Turnover margin	+8.6	-				
Assist/turnover ratio	0.8	0.7				
STEALS	82	46				
Steals per game	11.7	6.6				
BLOCKS	9	22				
Blocks per game	1.3	3.1				
ATTENDANCE	5768	11638				
Home games-Avg/Game	3-1923	4-2910				
Neutral site-Avg/Game	-	0-0				

Score by Periods	1st	2nd	3rd	4th	Totals
Auburn	92	114	120	136	462
Opponents	124	110	136	118	488



Daisa Alexander
 Junior • G • 5-8
 Decatur, Ga.
Southwest DeKalb HS



Robyn Benton
 Freshman • G • 5-9
 Conyers, Ga.
Greater Atlanta Christian School



Brooke Moore
 Freshman • G • 5-7
 McDonough, Ga.
Henry County HS



Erica Sanders
 Senior • G • 5-10
 San Antonio, Texas
Johnson HS




Abigayle Jackson
 Sophomore • F • 6-3
 Little Rock, Ark.
Little Rock Central HS



Emari Jones
 Senior • G • 6-2
 Chicago, Ill.
Shawnee CC



Kiyae' White
 RS Freshman • F • 6-2
 Macungie, Pa.
Emmaus HS



Unique Thompson
 Sophomore • F • 6-3
 Theodore, Ala.
Faith Academy



Crystal Primm
 RS Junior • G • 5-11
 West Palm Beach, Fla.
Duke



Erin Howard
 Freshman • F/G • 6-1
 Madison, Wis.
Madison East HS



Janiah McKay
 Senior • G • 5-6
 Gainesville, Fla.
Gainesville HS




Natalie Kelly
 Freshman • F • 6-3
 Albany, La.
Albany HS



Terri Williams-FLOURNOY
 Head Coach
 Penn State (1991)
Seventh Season



Ty Evans
 Associate Head Coach
 Wisconsin-Whitewater (1995)
Seventh Season



Adrian Walters
 Assistant Coach
 St. Francis (Pa.) (1987)
Seventh Season



Clarisse Garcia
 Assistant Coach
 Villanova (2007)
Third Season