



2010-11 Auburn Women's Basketball

Game 6 • November 27, 2010

vs. Seton Hall | Junkanoo Jam (Freeport, Bahamas)

18 NCAA Tournament Appearances • Three Final Fours • Five SEC Titles • Four SEC Tournament Titles



AUBURN MEDIA RELATIONS

Associate Director/WBB Contact: Matt Crouch • mcrouch@auburn.edu

Auburn Athletic Complex / 392 South Donahue / Auburn, AL 36849

O: 334.844.9800 • C: 334.740.4109 • F: 334.844.9807

www.AuburnTigers.com

Twitter: @AuburnWBB

2010-11 SCHEDULE/RESULTS

NOVEMBER

12	Mercer	W, 79-61
15	#16/14 Florida State	L, 61-67
18	#6/6 Duke	L, 62-75
22	at South Florida	L, 49-67
26	1-vs. Sacred Heart	L, 53-65
27	1-vs. Seton Hall	12 p.m.

DECEMBER

2	South Alabama	6 p.m.
4	Temple	1 p.m.
15	at George Washington	6 p.m.
18	2-vs. Purdue	12:30 p.m.
21	at Chicago State	1 p.m.
28	Alabama A&M	6 p.m.
30	Jacksonville State	6 p.m.

JANUARY

2	at Alabama* [CSS]	2 p.m.
6	Florida*	6 p.m.
9	at Vanderbilt*	2 p.m.
13	Ole Miss*	6 p.m.
16	LSU* [CSS]	2 p.m.
20	at Mississippi State*	7 p.m.
23	Tennessee* [CSS]	2 p.m.
30	South Carolina*	2 p.m.

FEBRUARY

3	at Kentucky*	6 p.m.
6	Mississippi State*	2 p.m.
10	at LSU* [Cox Sports Television]	7 p.m.
13	at Arkansas* [ESPN2]	4 p.m.
17	Alabama*	6 p.m.
20	at South Carolina* [FSN]	1 p.m.
24	at Georgia*	6 p.m.
27	Kentucky* [SEC Network]	1 p.m.

MARCH

3-6	Southeastern Conference Tournament
	Nashville, Tenn. • Bridgestone Arena
20 & 22	NCAA Tournament First and Second Rounds
	Auburn, Ala. • Auburn Arena
26-29	NCAA Tournament Regionals

APRIL

3-5	NCAA Final Four
	Indianapolis, Ind. • Conoco Fieldhouse

* - SEC Game

All Times are Central

1 - Junkanoo Jam (Freeport, Bahamas)

2 - Boilermaker Blockbuster (Indianapolis, Ind.)

All home games played at Auburn Arena

Bold indicates home games

www.AuburnTigers.com

GAME 6

[NR/NR] Auburn (1-4) vs. [NR/NR] Seton Hall (3-3)

When: Saturday, November 27 • 12 p.m. CT

Where: St. George's High School Gymnasium • Freeport, Bahamas • Junkanoo Jam

TV/Webcast: N/A

Radio: WMXA 96.7 FM; Andy Burcham (play-by-play), Arnika Edwards (color)

Audio Webcast: AuburnTigers.com

Live Stats: N/A

Series: First Meeting

Last Meeting: First Meeting

Last Meeting on a neutral court: First Meeting

Up Next: Auburn will come home for a two-game homestand, beginning with a 6 p.m.

Thursday game against in-state rival South Alabama



VS.



AUBURN PROJECTED STARTERS

No.	Pos.	Name	Ht.	Year	PPG	RPG	Hometown
1	G	Morgan Toles	5-9	So.	8.0	(avg) 4.2	Fayetteville, Ga.
5	G	Alli Smalley	5-8	Sr.	10.0	2.8	Arab, Ala.
14	G	Blanche Alverson	6-3	So.	9.2	3.0	Andalusia, Ala.
21	F	Jordan Greenleaf	6-1	Sr.	11.2	8.8	Rex, Ga.
23	F	Chantel Hilliard	6-2	Jr.	5.8	3.4	Biloxi, Miss.

OFF THE BENCH

2	G	Morgan Jennings	5-8	Jr.	3.2	2.2	Atlanta, Ga.
4	G	Parrisha Simmons	6-0	Jr.	2.4	2.4	Macon, Ga.
20	C	Pascale West	6-8	So.	1.5	0.3	LaGrange, Ga.
25	F	Jassany Williams	6-2	Fr.	3.2	3.2	Davie, Fla.
32	G/F	Tyrese Tanner	6-2	Fr.	4.4	2.0	Birmingham, Ala.

Head Coach: Nell Fortner / Associate Head Coach: Kerry Cremeans / Assistant Coaches: Mark Simons and Carla McGhee

SETON HALL PROJECTED STARTERS

No.	Pos.	Name	Ht.	Year	PPG	RPG	Hometown
1	F	Elaine Swaby	6-1	Fr.	2.4	3.6	Paterson, N.J.
2	G	Brittany Morris	5-6	So.	6.1	1.7	Raleigh, N.C.
11	G	Ka-Deirdre Simmons	5-8	Fr.	11.0	4.0	Newark, N.J.
13	F	Alexandra Maseko	6-2	So.	1.0	2.5	Harare, Zimbabwe
23	G	Jasmine Crew	5-7	Jr.	11.8	3.0	Camden, N.J.

Head Coach: Anne Donovan / Assistant Coaches: Jenny Palmateer, Ty Grace, Catherine Proto

Media Information

The Auburn media relations department considers its work with the media a top priority. The 2010-11 Auburn Women's Basketball Media Supplement has been prepared to assist the working media in their coverage of Tiger basketball. If you have not received a copy, or if you need additional information, interview or photograph requests, or have any questions, please contact Matt Crouch in the media relations office at 334.844.9709.

Interview Policy

Coach Fortner, her assistants and all women's basketball players are available for phone and personal interviews by contacting Matt Crouch in the media relations office. Post-game interviews will be allowed following a 10-minute cooling off period. Non-game day requests will be met based on the players class and practice schedules.

Credentials

Anyone wishing to cover an Auburn women's basketball game should contact Matt Crouch in the media relations office at least one day in advance in order to make the proper arrangements.

On the Air

The Tigers can be heard live locally in Auburn on Mix 96.7 FM for the entire regular and postseasons. Andy Burcham, in his 23rd season with the women's basketball program and handles play-by-play duties. Arnika Edwards joins Burcham for her fourth season and provides color commentary. Each game can also be heard live on the internet at www.AuburnTigers.com.

Weekly Live Radio Show

Starting in January, every Tuesday at 6 p.m. CT Nell Fortner will host a live show from Logan's Roadhouse in Tiger Town with Andy Burcham. Fans can listen to the show on 96.7 FM. The number to call in to the show is 1-800-282-2557.

Game-Day Services

Statistics, rosters and game notes will be provided prior to the game in the media work room. Box scores will also be handed out during and following the game. Phones and fax machines are available in the media work room.

Photo/Video Services

Todd Van Emst of the Auburn Media Relations office handles all photo requests. Please contact Van Emst at 334-844-9514. Satellite feeds of selected Auburn women's basketball games are available for the media. A number of studio and satellite services may be arranged for electronic media by calling Steve Sain in the Auburn Media Relations office at 334.844.9809.

On the Web

The home for Auburn Athletics on the web, www.AuburnTigers.com, is your source for Auburn Women's Basketball. The website offers the most recent information and news on the Tigers. At AuburnTigers.com, you can also listen to each women's basketball game broadcast live and follow along on live scoring for every home game.

2010-11 Numerical Roster

No.	Name	Height	Position	Class	Hometown/High School
1	Morgan Toles	5-9	Guard	SO	Fayetteville, Ga./Sandy Creek
2	Morgan Jennings	5-8	Guard	JR	Atlanta, Ga./Frederick Douglass
4	Parrisha Simmons	6-0	Guard	JR	Macon, Ga./Southwest Macon
5	Alli Smalley	5-8	Guard	SR	Arab, Ala./Arab
11	Courtney Strain	5-9	Guard	FR	Woodland, Ala./Woodland
12	Nicolle Thomas	5-10	Guard	SO	Moultrie, Ga./Colquitt County
14	Blanche Alverson	6-3	Foward/Guard	SO	Andalusia, Ala./Buford (Ga.)
20	Pascale "P.J." West	6-8	Center	SO	LaGrange, Ga./Troup County
21	Jordan Greenleaf	6-1	Forward	SR	Rex, Ga./Morrow
22	Camille Glymph	5-10	Guard	FR	Greenville, S.C./J.L. Mann
23	Chantel Hilliard	6-2	Forward/Center	JR	Biloxi, Miss./St. Martin
25	Jassany Williams	6-2	Forward	FR	Davie, Fla./Nova
32	Tyrese Tanner	6-2	Forward	FR	Birmingham, Ala./Hoover
34	Peyton Davis	6-5	Center	FR	Birmingham, Ala./Mortimer Jordan

2010-11 Alphabetical Roster

No.	Name	Height	Pos.	Ht.	Hometown
14	Blanche Alverson	6-3	Foward/Guard	SO	Andalusia, Ala./Buford (Ga.)
34	Peyton Davis	6-5	Center	FR	Birmingham, Ala./Mortimer Jordan
22	Camille Glymph	5-10	Guard	FR	Greenville, S.C./J.L. Mann
21	Jordan Greenleaf	6-1	Forward	SR	Rex, Ga./Morrow
23	Chantel Hilliard	6-2	Forward/Center	JR	Biloxi, Miss./St. Martin
2	Morgan Jennings	5-8	Guard	JR	Atlanta, Ga./Frederick Douglass
4	Parrisha Simmons	6-0	Guard	JR	Macon, Ga./Southwest Macon
5	Alli Smalley	5-8	Guard	SR	Arab, Ala./Arab
11	Courtney Strain	5-9	Guard	FR	Woodland, Ala./Woodland
32	Tyrese Tanner	6-2	Forward	FR	Birmingham, Ala./Hoover
12	Nicolle Thomas	5-10	Guard	SO	Moultrie, Ga./Colquitt County
1	Morgan Toles	5-9	Guard	SO	Fayetteville, Ga./Sandy Creek
20	Pascale "P.J." West	6-8	Center	SO	LaGrange, Ga./Troup County
25	Jassany Williams	6-2	Forward	FR	Davie, Fla./Nova

STAFF:

Head Coach: Nell Fortner (Texas, 1982)

Assistant Coach: Kerry Cremeans (Florida, 1994)

Assistant Coach: Mark Simons (Aquinas College, 1972)

Assistant Coach: Carla McGhee (Tennessee, 1990)

Director of Basketball Operations: Melissa Maines (Texas Tech, 1998)

Video Coordinator: Kelly Komara (Purdue, 2002)

Administrative Assistant: Ashley Langford (Tulane, 2009)

Director of Administrative Support Services: Arnika Edwards (Alabama A&M, 1991)

Athletic Trainer: Angie Lawrence (Appalachian State, 1997)

Student Assistant: Reneisha Hobbs (Auburn, 2010)

BY CLASS:

Seniors (2): Jordan Greenleaf, Alli Smalley

Juniors (3): Chantel Hilliard, Morgan Jennings, Parrisha Simmons

Sophomores (4): Blanche Alverson, Nicolle Thomas, Morgan Toles, Pascale "P.J." West

Freshmen (5): Peyton Davis, Camille Glymph, Courtney Strain, Tyrese Tanner, Jassany Williams

Projected Auburn Starters



Morgan Toles

Guard
5-9
Sophomore
Fayetteville, Ga.
Sandy Creek High School
8.0 ppg / 3.4 rpg / 4.2 apg

1

- Had 8 points and 4 rebounds against Sacred Heart
- Led the SEC in assists per game with 5.3 coming into the weekend
- Named to 2010 SEC All-Freshman Team
- Recorded career-high 10 assists against UGA and 17 pts at Florida




Alli Smalley

Guard
5-8
Senior
Arab, Ala.
Arab High School
10.0 ppg / 1.0 spg / 2.8 rpg

5

- A Preseason All-SEC First Team selection
- Led Auburn with 12 points and 5 rebounds vs. Sacred Heart
- A starter since her freshman season, she has started 89 consecutive games
- Is currently six 3-pointers away from the school record



Blanche Alverson

Guard/Forward
6-3
Sophomore
Andalusia, Ala.
Buford (Ga.) High School
9.2 ppg / 3.0 rpg / .300 3fg%

14

- Scored 8 points at South Florida on Monday
- Played in all 31 games last season, starting in 13; averaged 6.9 ppg
- Was second on the team in 3-pointers made with 40
- Scored career-high 14 points against George Washington last season



Jordan Greenleaf

Forward
6-1
Senior
Rex, Ga.
Morrow High School
11.2 ppg / 8.8 rpg / 1.8 spg

21

- Leads Auburn in points, rebounds, steals and blocks after five games
- Pulled down second double-double of season at USF with 13 pts and 10 rebs.
- Started in all 31 games last season, averaging 7.9 ppg and 7.1 rpg
- Ranked 12th in the SEC in rebounding and 4th in offensive rebounding



Chantel Hilliard

Forward
6-2
Junior
Biloxi, Miss.
St. Martin High School
5.8 ppg / 3.4 rpg / .545 fg%

23

- Started her first game in more than a year vs. Sacred Heart
- Led Auburn in scoring for the first time in her career at USF with 16 pts.
- Scored 5 pts with 3 rebs against Sacred Heart
- Her 16 points vs. USF set a new career high

Auburn Women's Basketball Quick Hitters

- Auburn is playing its first season in the new \$86 million Auburn Arena
- The win over Mercer was the first regular-season Auburn win, men or women, in the new facility
- Auburn is making its first appearance at the Junkanoo Jam and only its second appearance in the Caribbean as it played in the Paradise Jam in the U.S. Virgin Islands in 2006
- The other three teams in the Lucaya Division are Sacred Heart, Seton Hall and Boston College
- Auburn has a 21-9 record under Head Coach Nell Fortner when playing in regular-season tournaments
- This will be the first meeting ever between Auburn and Seton Hall
- Auburn is 19-10 all-time against current Big East teams following Monday's loss at South Florida
- Auburn head coach Nell Fortner has a 3-4 record against Seton Hall's Anne Donovan with all seven meetings coming while they were coaching in the WNBA
- Fortner and Donovan are also both former U.S. Olympic head coaches
- Playing in the Bahamas will be the closest Auburn freshman Jassany Williams will come to playing at home this season
- Auburn holds a 1-1 all-time record against teams from Rutgers, with both games against Rutgers
- Auburn is 7-2 all-time when playing on Nov. 27; Nell Fortner is 1-2
- The Tigers are 102-26 all-time in the month of November, 31-13 under Fortner
- Auburn is coming off a difficult start to the season, playing two ranked teams in its first three games for the first time in school history
- Auburn is 79-2 under Fortner when scoring 70 or more points
- Fortner has guided the Tigers to a 72-31 record when playing non-conference games, 29-6 when playing at home
- Alli Smalley needs just six 3-pointers to tie the school record of 184 held by Tiffany Krantz
- Auburn was picked sixth in the SEC Preseason Media and Coaches' polls, Tennessee was picked to win the league
- Alli Smalley was picked the the Coaches' Preseason All-SEC First Team and to the media's Second Team
- Nell Fortner is beginning her seventh season at Auburn, marking her longest tenure at any job
- The Tigers welcome five newcomers: Peyton Davis, Camille Glymph, Courtney Strain, Tyrese Tanner, Jassany Williams
- Carla McGhee returns to Auburn for her second stint as an assistant coach
- Auburn will be a first- and second-round host of the 2011 NCAA Tournament in the new Auburn Arena



Follow Auburn Women's Basketball on Twitter
@AuburnWBB

INDIVIDUAL CATEGORY LEADERS

Auburn	Seton Hall
Jordan Greenleaf - 11.2	Points Jasmine Crew - 11.8
Jordan Greenleaf - 8.8	Rebounds Kandice Green - 8.8
Morgan Toles - 4.2	Assists Jasmine Crew - 2.0
Jordan Greenleaf - 1.8	Steals Jasmine Crew - 1.8
Jordan Greenleaf - 1.0	Blocks Tajay Ashmeade - 0.5
Jordan Greenleaf - 35.4	Minutes Played Jasmine Crew - 30.0
Chantel Hilliard - .545	Field Goal Percentage Jazzmine Johnson - .424
Blanche Alverson - .300	3-Point Percentage Brittany Morris - .296
Alli Smalley - .769	Free-Throw Percentage Jasmine Crew - .781

AUBURN WOMEN'S BASKETBALL WEEKLY SCHEDULE

	Sunday 21	Monday 22	Tuesday 23	Wednesday 24	Thursday 25	Friday 26	Saturday 27
Nov. 21 through Nov. 27	Travel to Tampa, Fla.	Auburn at South Florida L, 67-49 Tampa, Fla.	Travel to Freeport, Bahamas	Practice 9:30 - 11 a.m.	Practice 9:30 a.m. - 12 p.m.	Auburn vs. Sacred Heart 12 p.m. CT Freeport, Bahamas	Auburn vs. Seton Hall 12 p.m. CT Freeport, Bahamas

General Information

School..... Auburn University
City / Zip..... Auburn, Ala. / 36849
Founded..... Oct. 1, 1856
Enrollment..... 24,602
Nickname..... Tigers
Colors..... Burnt Orange and Navy Blue
Home Court..... Auburn Arena (9,121)
Affiliation..... NCAA Division I
Conference..... Southeastern Conference
President..... Dr. Jay Gogue
Athletic Director..... Jay Jacobs
Senior Women's Administrator..... Meredith Jenkins
Faculty Athletics Representative..... Dr. Mary Boudeaux
University Website..... www.Auburn.edu

Team Information

2009-10 Record (SEC Record)..... 15-16 (5-11)
SEC Finish / Tournament Finish..... 10th / Second Round
All-time SEC Record..... 179-150 (.544)
All-time SEC Tournament Record..... 34-27
Starters Returning/Lost..... 5/1
Lettermen Returning/Lost..... 9/2
Newcomers..... 5
First Year of Basketball..... 1971
Overall Record..... 781-348 (.692)
NCAA Tournament Appearances/Last..... 18/2009
NCAA Tournament Record..... 29-18
WNIT Appearances/Last..... 2/2007
WNIT Record..... 7-1

Basketball Staff

Head Coach (Alma Mater)..... Nell Fortner (Texas, 1982)
Record at Auburn..... 117-77 (7th season)
Career Record..... 134-88 (8th season)
Associate Head Coach (Alma Mater)..... Kerry Cremeans (Florida, 1994)
Assistant Coaches (Alma Mater)..... Mark Simons (Aquinas College, 1972)
..... Carla McGhee (Tennessee, 1990)
Director of Basketball Operations..... Melissa Maines
Director of Administrative Support Services..... Arnika Edwards
Administrative Assistant..... Ashley Langford
Student Assistant..... Reneisha Hobbs
Video Coordinator..... Kelly Komara
Secretary..... Ann Yates
Basketball Office Phone..... (334) 844-9200
Basketball Office Fax..... (334) 844-9862
Strength and Conditioning..... Megan Young
Athletic Trainer..... Angie Lawrence
Academic Counselor..... Mary Ann Taylor-Sims

Radio Broadcast Information

Radio Station..... WMXA (96.7 FM)
Play-by-Play..... Andy Burcham
Color..... Arnika Edwards
Burcham Email..... aburcham@auburnnetwork.com
Burcham Office Phone..... (334) 826-2929
Network Address..... Auburn Network, Inc.
..... P.O. Box 950
..... Auburn, AL 36831-0950

SACRED HEART MEDIA RELATIONS

For information on the Seton Hall Pirates women's basketball team, contact Daniel Kuberka in the media relations office. His number is 973.761.9493 and his email is daniel.kuberka@shu.edu.

For more information, go to www.SHUPirates.com.

OFFICIALS

TBA

RANKINGS

Auburn and Seton Hall are not ranked.

NEXT UP FOR THE TIGERS

Auburn will return to Auburn for a two-game pre-finals homestand, beginning with a 6 p.m., Thursday game against in-state rival South Alabama.

AUBURN'S POST-GAME PROCEDURE

The Auburn locker room is closed. Coach Nell Fortner and selected Tiger players will be brought to the interview room after the 10-minute "cooling off" period.

QUICK HITS

Auburn is in its 40th season of women's basketball and sports an all-time record of 781-348... AU has made 18 NCAA Tournament appearances, two WNIT appearances and three Final Fours in the program's history... Head Coach Nell Fortner is in her seventh season at Auburn with a 134-87 career record and a 117-76 record on the Plains... The Tigers are coming off a 15-16 season in 2009-10.

THE JUNKANOO JAM

Auburn is competing in the Junkanoo Jam this week in Freeport, Bahamas. The Tigers are one of eight teams playing in the two divisions of the tournament. In Lucaya Division are Auburn, Boston College, Sacred Heart and Seton Hall. In the Freeport Division are Alabama, Arizona State, Florida State and Providence.

JUNKANOO JAM HISTORY

The Junkanoo Jam has been played since 2003. The tournament namesake, Junkanoo, is a Bahamian parade and festival that occurs every Dec. 26 and Jan. 1. Junkanoo in the Bahamas is similar to Mardi Gras in New Orleans.

Previous Junkanoo Jam tournament champions (with their respective division) are: Penn State (Freeport, 2003), Minnesota (Lucaya, 2003), Duke (Freeport, 2004), Iowa (Lucaya, 2004), Rutgers (Freeport, 2005), Texas (Lucaya, 2005), Maryland (Freeport, 2006), Baylor (Lucaya, 2006), Georgia (Freeport, 2007), North Carolina State (2007, Lucaya), North Carolina (Freeport, 2008), Florida (Lucaya, 2008), Xavier (Freeport, 2009), Virginia (Reef, 2009) and Michigan State (Lucaya, 2009).

AUBURN-SETON HALL SERIES

This will be the first meeting between Auburn and Seton Hall.

SCOUTING AUBURN

Auburn is off to a rough 1-4 start to the season, dropping four straight games to No. 16 Florida State (61-67), No. 6 Duke (62-75), at South Florida (49-67) and vs. Sacred Heart (53-65). Playing two of the first three games of the season against ranked teams, it marked Auburn's most difficult start to a season in program history.

Auburn's defense has stepped up with 9.0 steals and 3.0 blocks per game, but the Tigers are struggling shooting the ball with a .354 field goal percentage.

Senior Jordan Greenleaf is leading the team this season with 11.2 points and 8.8 rebounds per game. A pair of sophomores are also stepping up big as Blanche Alverson is third in scoring with 9.2 points while point guard Morgan Toles is averaging 8.0 points and 4.2 assists per game. Alli Smalley is second in scoring with 10.0 points per game.

Statistical Comparison - Auburn vs. Seton Hall

Coach:	Auburn Nell Fortner	Seton Hall Anne Donovan
Career Record:	134-88	36-54
Top Scorer:	Greenleaf (11.2)	Crew (11.8)
Top Rebounder:	Greenleaf (8.8)	Green (8.8)

Series Record:	First Meeting
- at Auburn	First Meeting
- at South Orange, N.J.	First Meeting
- at Neutral	First Meeting
- Overall Streak	First Meeting

Record	1-4	3-3
Conference Record	0-0	0-0
RealtimeRPI.com Rank	221	211
Points Per Game	60.8	54.3
Scoring Margin	-6.2	-6.4
FG Percentage	.354	.320
Opp. FG %	.454	.405
3FG Percentage	.278	.247
Opp. 3FG %	.391	.351
Rebounds	37.0	38.5
Opp. Rebounds	39.2	37.7
Rebound Margin	-2.2	-0.8
Turnovers	15.2	18.5
Opp. Turnovers	20.6	21.5
Steals	9.0	7.0
Opp. Steals	7.2	5.5
Blocks	3.0	1.8
Opp. Blocks	3.8	3.7

Around the SEC (Through Games of Nov. 26, 2010)

	SEC	Pct.	Overall	Pct.
Tennessee	0-0	.000	6-0	1.000
Arkansas	0-0	.000	6-0	1.000
Kentucky	0-0	.000	4-0	1.000
Alabama	0-0	.000	5-1	.833
Florida	0-0	.000	4-1	.800
Georgia	0-0	.000	4-1	.800
Ole Miss	0-0	.000	4-1	.800
Vanderbilt	0-0	.000	3-1	.750
Mississippi State	0-0	.000	2-1	.667
LSU	0-0	.000	3-3	.500
South Carolina	0-0	.000	2-3	.400
Auburn	0-0	.000	1-4	.200

This Week in the SEC**Friday, November 26**

Auburn vs. Sacred Heart	65-53, SHU
LSU vs. Lehigh	74-63, LSU
South Carolina at Stanford	70-32, SU
Florida vs. South Alabama	61-51, UF
Georgia vs. Denver	73-51, UGA
Alabama vs. Florida State	68-61, FSU
Quinnipiac at Vanderbilt	111-53, VU
Arkansas vs. High Point	82-63, ARK
Tennessee vs. Georgia Tech	66-42, UT
Kentucky vs. Murray State	91-59, UK
Ole Miss vs. Gonzaga	53-52, UM

Saturday, November 27

LSU vs. Howard	4 p.m.
Florida vs. TBA	3 p.m.
Tennessee vs. Georgetown	7 p.m.
Ole Miss vs. Gonzaga	9:45 p.m.
Alabama, Arkansas, Auburn, Georgia and Kentucky all TBA	
All Times Central	

Moving On Up (Auburn Players in the Career Rankings)...

- **Alli Smalley** needs 6 more 3-pointers to tie Tiffany Krantz for the Auburn record in career 3-pointers
- **Alli Smalley** needs 49 more points to tie C.C. Hayden for 15th all-time in career scoring at Auburn
- **Jordan Greenleaf** needs 3 more blocked shots to tie Becky Jackson for eighth all-time at Auburn in career blocks
- **Jordan Greenleaf** needs 19 more rebounds to tie Mae Ola Bolton for 14th all-time at Auburn in career rebounds and 29 more to tie Tasha Hamilton for 13th all-time

SCOUTING SETON HALL

Seton Hall is 3-3 so far under first-year head coach Anne Donovan, notching wins over Temple (72-59), Massachusetts (61-58) and Army (50-40). The Pirates had losses against Florida Gulf Coast (64-57) and SEC-member LSU (58-40) before falling to Boston College (85-46) in the first round of the Junkanoo Jam.

Seton Hall has struggled from the field, shooting 32.0 percent and 24.7 percent from 3-point range.

Three Pirates are averaging double figures, led by Jasmine Crew with 11.8. Ka-Deidre Simmons (11.0 ppg) and Kandice Green (10.2) round out the trio. Green also leads the team in rebounding with 8.8 per game.

LAST TIME OUT FOR AUBURN

The Auburn women's basketball team struggled from the field, shooting 31.3 percent as the Tigers fell to Sacred Heart, 65-53, in the first game of the 2010 Junkanoo Jam in Freeport, Bahamas.

Senior Alli Smalley led the Tigers in scoring with 12 points while freshman Tyrese Tanner came off the bench for 10 points and three steals. Jordan Greenleaf pulled down a team-high seven rebounds.

For the game, Auburn forced 27 Pioneer turnovers, gathering nine steals, but the Tigers lost the rebounding battle, 42-34. Sacred Heart shot 51.1 percent for the game and 47.1 percent of its free throws.

LAST TIME OUT FOR SETON HALL

Boston College used a 15-1 run to open the game, setting the tone for what would be an 85-46 win over Seton Hall in the opening round of the Junkanoo Jam.

Junior Jasmine Crew and freshman Ka-Deidre Simmons led Seton Hall with nine points each. Crew also pulled down a team-high seven rebounds.

The Pirates shot 25.0 percent in the game, 11.1 percent from 3-point range and 66.7 percent from the line. Boston College also out-rebounded Seton Hall, 43-39.

FORTNER VS. DONOVAN

Nell Fortner and Anne Donovan have never met as collegiate coaches, but the pair did have seven meetings against each other as WNBA coaches with Donovan holding the 4-3 advantage.

Fortner coached the Indiana Fever from 2001-03 while Donovan coached the Charlotte Sting (2001-02) and Seattle Storm (2003).

Fortner and Donovan last met on June 28, 2003 with Fortner's Fever pulling out the 79-70 win over Donovan's Storm.

FORTNER-DONOVAN CONNECTION

Nell Fortner and Anne Donovan have a professional connection in their experience with the WNBA's Indiana Fever. Fortner was offered the head coach position with the expansion Fever in 2000, but could not take the position right away because of her obligation to the U.S. National Team.

In her place, the Fever hired Donovan on an interim basis to coach the team during its inaugural season. She guided Indiana to a 9-23 record in its first season.

AN OLYMPIC RING TO IT

Saturday's game marks the first time for this season for Auburn head coach Nell Fortner, head coach of the 2000 U.S. National Olympic Team, to face another Olympic coach. Seton Hall head coach Anne Donovan was the U.S. Olympic head coach at the 2008 Beijing Olympics and was an assistant in 2004.

VS. THE BIG EAST CONFERENCE

Auburn is 19-10 all-time against current members of the Big East Conference. Auburn's last meeting with a Big East team came on Monday with the Tigers dropping a 67-49 decision at South Florida.

ON THIS DATE...

Auburn is 7-2 all-time when playing on Nov. 27 and 1-2 under head coach Nell Fortner. The Tigers' last game on Nov. 27 was an 82-67 loss at Florida State last season.

IN NOVEMBER

Auburn is 102-26 all-time in the month of November, including a 31-13 mark under Nell Fortner (records begin in 1978-79 season, not all dates provided prior to or during that season).

IN THE CARIBBEAN

While Auburn has never played in the Bahamas, this marks the team's second trip to the Caribbean. The Tigers played in the Paradise Jam in the U.S. Virgin Islands in 2006. Auburn went 1-2 at the tournament with a win over Western Michigan and losses to Xavier and Marquette.

TOURNAMENT TIME WITH FORTNER

Auburn has a 21-9 record under head coach Nell Fortner when playing in regular-season tournaments. Since becoming the Tigers' head coach, she has led the team to eight regular-season tournament titles.

Associated Press Top-25 Poll**Week 2 (Nov. 22)**

Rank	School	Record	Points	Pvs
1	Connecticut (39)	3-0	998	1
2	Baylor	4-1	937	2
3	Stanford	3-0	926	3
4	Tennessee	4-0	878	4
5	Xavier	2-0	819	5
6	Duke (1)	4-0	808	6
7	Ohio State	3-0	759	7
8	Texas A&M	2-0	685	8
9	Kentucky	3-0	682	9
10	West Virginia	3-0	618	10
11	Oklahoma	2-0	591	11
12	Georgetown	3-0	540	13
13	UCLA	4-0	509	15
14	North Carolina	4-0	470	14
15	Florida State	4-0	430	16
16	Texas	3-0	356	17
17	Georgia	3-0	318	18
18	Notre Dame	2-2	313	12
19	Iowa State	3-0	301	10
20	Iowa	5-0	235	22
21	Texas Christian	3-0	173	23
22	St. John's	3-1	164	20
23	Maryland	3-1	98	21
24	Vanderbilt	2-1	80	23
25	Michigan State	3-1	66	25

Others Receiving Votes: Nebraska 64, Wisconsin-Green Bay 38, Kansas State 32, DePaul 21, **Purdue 17**, Penn State 16, Northwestern 9, Dayton 9, California 9, Kansas 8, Tulane 6, **Boston College 5**, Southern California 4, Gonzaga 3, San Diego State 2, **LSU 2**, Oklahoma State 1.

USA Today / ESPN Top-25 Coaches Poll**Week 2 (Nov. 23)**

Rank	School	Record	Points	Pvs
1	Connecticut (31)	3-0	775	1
2	Stanford	3-0	720	3
3	Baylor	4-1	714	2
4	Tennessee	4-0	686	4
5	Xavier	2-0	638	5
6	Duke	4-0	626	6
7	Ohio State	4-0	565	7
8	Texas A&M	3-0	553	8
9	Kentucky	3-0	522	10
10	Oklahoma	3-0	501	9
11	West Virginia	3-0	454	11
12	Georgetown	3-0	419	13
13	UCLA	4-0	394	15
14	Florida State	4-0	381	14
15	North Carolina	4-0	321	16
16	Notre Dame	2-2	265	12
17	Iowa State	3-0	256	17
18	Georgia	3-0	234	18
19	Texas	3-0	225	19
20	Nebraska	4-0	138	21
21	Iowa	5-0	131	24
22	Vanderbilt	2-1	110	20
23	Wisconsin-Green Bay	3-0	100	NR
24	St. John's	4-1	94	23
25	Texas Christian	3-0	82	25

Others Receiving Votes: Michigan State 69; Maryland 22; **Purdue 21**; Oklahoma State 14; DePaul 12; Northwestern 7; Gonzaga 6; Wake Forest 5; California 3; Louisville 3; Arkansas-Little Rock 2; **Boston College 2**; Kansas State 2; **Mississippi State 2**; Tulane 1.

Bold denotes 2010-11 opponents

PLAYING CLOSE TO HOME

Despite playing in a foreign country, this weekend's games in the Bahamas will be the closest freshman Jassany Williams (Davie, Fla.) will play to her home this season.

Freeport, Bahamas is right around 110 miles from Williams' home in Davie, Fla., a suburb of Miami.

AGAINST THE GARDEN STATE

Auburn has a 1-1 all-time record against teams from the state of New Jersey with both meetings coming against Rutgers. Auburn and Rutgers last played during the 2009 NCAA Tournament with Auburn taking an 80-52 loss.

TOUGH START

Auburn is coming off its most difficult start to a season in the program's history. After opening against Mercer, Auburn played 16th-ranked Florida State and sixth-ranked Duke, giving the Tigers two ranked opponents in the first three games for the first time in school history.

89 AND COUNTING

Auburn junior guard Alli Smalley earned her first collegiate start on Dec. 29, 2007 at Saint Joseph's, the 14th game of her collegiate career, and has not left. Since then, Smalley has started in 89 consecutive games.

DEFENSE MAKES OFFENSE

In Auburn's first three games of the season, the Tigers used their defense to spark their offense. Auburn has forced 65 turnovers (21.7 per game) this season on 35 steals (11.7 per game), turning them into 24.3 points per game.

DOUBLE DOWN

Senior Jordan Greenleaf pulled down 12 rebounds with 16 points in the season-opener against Florida State, earning her first double-double of the season and fourth of her career.

She came back with another at South Florida, scoring 13 points with 10 rebounds.

DISHING IT OUT

By playing in her 30th career game against Mercer, Auburn sophomore became eligible for the career assist rankings. With 149 on her career, she ranks sixth all-time at Auburn with 4.4 per game.

I'M FIRST!

While it was Mercer's Sharnea Boykin who scored the first field goal in Auburn Arena, sophomore Blanche Alverson came down on the very next possession to pick up Auburn's first field goal and the first 3-pointer in the facility.

EVERYONE PLAYS

All 12 active Tigers played at least one minute in each of the first three games of the season.

OUTSIDE THE LEAGUE

Nell Fortner has guided the Tigers to a 72-31 ledger in non-conference play. When playing at home, Fortner's teams have posted a 30-6 mark. The only six non-conference losses at home came from Xavier on Dec. 2, 2005 (58-60), No. 2 Duke on Dec. 31, 2004 (61-80), No. 20 George Washington on Jan. 3, 2008 (66-68), No. 15 Texas A&M on Nov. 22, 2009 (59-79), No. 16 Florida State on Nov. 15, 2010 (61-67) and No. 6 Duke on Nov. 18, 2010 (62-75).

OFFENSE WINS GAMES

Auburn is 79-2 when scoring 70 or more points in the Nell Fortner era. The only times Auburn has lost when scoring at least 70 points was on Jan. 20, 2005 vs. No. 7 Tennessee, 71-81 and Feb. 19, 2009 at No. 18 Vanderbilt, 73-70. When scoring less than 70 points, Auburn is 38-75 during the Fortner era.

HOME COOKIN'

Since a 77-70 loss to Virginia on Jan. 5, 1992, the Auburn Tigers have compiled a 126-9 record against non-conference opponents when playing at home.

BUILDING WITH EXPERIENCE

Auburn enters the 2010-11 season with a mix of youth and experience. Nine of the 14 players on the roster are either freshmen or sophomores, but among the nine returning players, Auburn brings back 250 games of experience as a starter.

SMALLEY NAMED PRESEASON ALL-SEC

Auburn senior Alli Smalley was named to the Preseason All-SEC team by both the coaches and the media. The Coaches selected Smalley to the Preseason All-SEC First Team while the media voted her to the Second Team.

Smalley averaged 15.7 points per game last season, chipping in 4.4 rebounds and 2.3 assists per outing.

AUBURN PICKED SIXTH IN SEC PRESEASON MEDIA AND COACHES POLLS

Coming off a 15-16 season, the Auburn women's basketball team was picked sixth in the preseason SEC media and coaches polls. Tennessee was the preseason favorite in both polls.

MAKING IT HOME

Nell Fortner enters her seventh season as Auburn's head coach, marking her longest tenure at any position in her career. The longest Fortner had stayed at a job prior to Auburn came from 1990-95 while she was an assistant coach at Louisiana Tech under legendary head coach Leon Barmore.

SEC PRESEASON POLL (Media Vote)
(First-place votes in Parentheses)**SEC Champion**

Tennessee (15), Kentucky (1), Auburn (1)

Order of Finish

1. Tennessee.....	202
2. Kentucky.....	183
3. Vanderbilt.....	157
4. Georgia.....	150
5. LSU.....	147
6. Auburn.....	120
7. South Carolina.....	84
8. Arkansas.....	81
9. Alabama.....	65
10. Ole Miss.....	47
11. Mississippi State.....	45
11. Florida.....	45

Player of the Year

Victoria Dunlap, UK (13), Angie Bjorklund, UT (2), Shekinna Stricklen, UT (2)

All-SEC First TeamLaSondra Barrett, LSU
Victoria Dunlap, Kentucky
Angie Bjorklund, Tennessee
Shekinna Stricklen, Tennessee
Jence Rhoads, Vanderbilt**All-SEC Second Team**Tierney Jenkins, Alabama
Alli Smalley, Auburn
Porsha Phillips, Georgia
A'dia Mathies, Kentucky
Kelley Cain, Tennessee**SEC PRESEASON POLL (Coaches' Vote)****SEC Champion**

Tennessee

Order of Finish

1. Tennessee.....	121
2. Kentucky.....	108
3. LSU.....	93
4. Georgia.....	88
4. Vanderbilt.....	88
6. Auburn.....	59
7. South Carolina.....	48
8. Alabama.....	43
9. Ole Miss.....	42
10. Florida.....	39
11. Arkansas.....	35
12. Mississippi State.....	28

Player of the Year

Victoria Dunlap, UK (8); Shekinna Stricklen, UT (2); Marah Strickland, USC (1); Jence Rhoads, VU (1)

All-SEC First TeamAlli Smalley, Auburn
Porsha Phillips, Georgia
Victoria Dunlap, Kentucky
A'dia Mathies, Kentucky
LaSondra Barrett, LSU
Angie Bjorklund, Tennessee
Shekinna Stricklen, Tennessee
Jence Rhoads, Vanderbilt**All-SEC Second Team**Tierney Jenkins, Alabama
C'eira Ricketts, Arkansas
Jasmine James, Georgia
Katherine Graham, LSU
Marah Strickland, South Carolina
Kelley Cain, Tennessee
Glory Johnson, Tennessee
Hannah Tuomi, Vanderbilt**NEW FACES**

Auburn welcomes five new faces to its lineup this season in freshmen Peyton Davis (Birmingham, Ala.), Camille Glymph (Greenville, S.C.), Courtney Strain (Woodland, Ala.), Tyrese Tanner (Birmingham, Ala.) and Jassany Williams (Davie, Fla.). The recruiting class was ranked 18th in the country by ESPN.com's HoopGurlz.

FIRST GAME IN AUBURN ARENA

Auburn won its inaugural game in the new \$86 million Auburn Arena. The Tigers defeated Mercer, 79-61, for the first regular-season Auburn win, men or women, in the new facility.

The Tigers move across the street this season from its former home, Beard-Eaves-Memorial Coliseum - the team's home since 1974. Auburn played its first game in BEMC on Jan. 11, 1974, defeating in-state rival Alabama, 69-31.

TIGERS SIGN HASINA MUHAMMAD FOR 2011-12

The Auburn women's basketball signed 6-1 guard/forward Hasina Muhammad (Ridgeway HS, Memphis, Tenn.) to a National Letter of Intent, head coach Nell Fortner announced on Nov. 10.

Muhammad is ranked as the No. 66 overall player in the country by ESPN's HoopGurlz. She is also ranked as the 17th-best guard in the country and No. 2 prospect in Tennessee by HoopGurlz.

Muhammad was also ranked by two other recruiting services. She is the No. 50 overall prospect according to the All-Star Girls Report and No. 47 in the Girls Basketball Report.

WNBA CHAMPION... AGAIN

After winning a WNBA title in 2009 with the Phoenix Mercury, former Tiger Le'Coe Willingham put herself in select company when she turned around and won it again in 2010, this time with the Seattle Storm.

Willingham, a native of Augusta, Ga., averaged 5.5 points and 4.1 rebounds per game as she helped the Storm to a league-best 28-6 record.

The Storm swept Los Angeles in the first round of the playoffs, setting up a meeting of Willingham and her former team, the Mercury, in the conference finals. She defeated her old team, and former Tiger DeWanna Bonner, in a sweep for a trip to the WNBA finals.

Seattle made it a perfect run through the playoffs, sweeping the Atlanta Dream in three games for the title.

TIGERS ON THE TUBE

As part of the SEC's television agreement with ESPN, the Auburn women's basketball team will be televised six times this season on Fox Sports Net, CSS, the SEC Network and ESPN2. The SEC Tournament will be televised on Fox Sports Net, ESPNU and ESPN2. In all, the SEC will be televised in more than 70 games this season.

Auburn will be televised three times at home at the new Auburn Arena and three times on the road. The first will be the SEC-opener on Jan. 2 at Alabama on CSS, followed by a Jan. 16 home meeting with LSU on CSS. The Tigers will appear on CSS again a week later, on Jan. 23, as Tennessee comes to town.

Auburn will then make an ESPN2 appearance on Feb. 13 at Arkansas before traveling to South Carolina for a Feb. 20 game on the Fox Sports Net.

The Tigers will close out the regular season with a Feb. 27 home game against Kentucky on the SEC Network.

AUBURN TO HOST 2011 NCAA TOURNAMENT FIRST AND SECOND ROUNDS

The new Auburn Arena will close out its first season of operation, March 19-22, as a host site for the first and second rounds of the 2011 NCAA Women's Basketball Tournament. Auburn's bid to host the opening rounds was selected by the NCAA and announced on Oct. 29, 2009.

The 2011 event will mark the first time for Auburn to host the first and second rounds of the NCAA Tournament under its current bid format. The Tigers hosted NCAA Tournament games on nine occasions between 1983 and 1993, posting an 11-0 record over that time. Auburn last hosted on March 21, 1993 when the Tigers downed Louisville, 66-61.

Auburn will be one of 16 first- and second-round sites in 2011. The complete list of host sites includes Albuquerque, N.M. (University of New Mexico, The Pit/Bob King Court); Auburn, Ala. (Auburn University, Auburn Arena); Charlottesville, Va. (University of Virginia, John Paul Jones Arena); Cincinnati, Ohio (Xavier University, Cintas Center); College Park, Md. (University of Maryland, Comcast Center); Columbus, Ohio (Ohio State University, St. John Arena); Durham, N.C. (Duke University, Cameron Indoor Stadium); Knoxville, Tenn. (University of Tennessee, Thompson-Boling Arena); Salt Lake City, Utah (University of Utah, John M. Huntsman Center); Spokane, Wash. (Gonzaga University, McCarthy Athletic Center); Shreveport, La. (Louisiana Tech University, CenturyTel Center); Stanford, Calif. (Stanford University, Maples Pavilion); Storrs, Conn. (University of Connecticut, Harry A. Gampel Pavilion); University Park, Penn. (Pennsylvania State University, Bryce Jordan Center); Waco, Texas (Baylor University, Ferrell Center); and Wichita, Kan. (Wichita State University, INTRUST Bank Arena).

The 16 advancing teams will continue play at four regional sites: Dayton, Ohio (University of Dayton Arena), Spokane, Wash. (Spokane Veterans Memorial Arena), Dallas, Texas (American Airlines Center) and Philadelphia, Pa. (Liacouras Center). The 2011 NCAA Women's Final Four will be held at Lucas Oil Stadium in Indianapolis, Ind. on April 3 and 5.

The Southeastern Conference**Commissioner:** Mike Slive**Founded:** 1933**Members:**

Alabama Crimson Tide
 Arkansas Lady Razorbacks
 Auburn Tigers
 Florida Gators
 Georgia Bulldogs
 Kentucky Wildcats
 LSU Tigers
 Mississippi Rebels
 Mississippi State Bulldogs
 South Carolina Gamecocks
 Tennessee Lady Volunteers
 Vanderbilt Commodores

SEC Media Relations**Women's Basketball Contact:** Tammy Wilson**Address:**

2201 Richard Arrington Blvd.
 Birmingham, Ala. 35203-1103

Phone: 205.458.3000**Fax:** 205.458.3031**E-mail:** twilson@sec.org**Web site:** www.SECsports.com**SEC Women's Basketball Notes**

- The SEC has posted impressive non-conference records in the last decade. The SEC compiled a 121-45 (.729) non-conference record during the 2009-10 season.
- Since the 1990 season, the SEC has compiled a 2,774-844 (.767) record against other conferences. The league has recorded 150+ wins during eight seasons and has never recorded a non-conference winning percentage below .723.
- SEC teams have earned appearances in 25 of 29 NCAA Final Fours, an accomplishment unmatched by any other league.
- Overall, SEC squads have filled 34 of the 116 Final Four berths, including having two Final Four teams in 1988 (Auburn, Tennessee), 1989 (Auburn, Tennessee), 1995 (Georgia, Tennessee), 1996 (Georgia, Tennessee), 1998 (Arkansas, Tennessee), 2004 (LSU, Tennessee), 2005 (LSU, Tennessee), 2007 (LSU, Tennessee) and 2008 (LSU, Tennessee).
- SEC teams have made 18 appearances in a nation-high 16 NCAA Championship games, winning eight NCAA Championships (Tennessee: 1987, 1989, 1991, 1996, 1997, 1998, 2007 and 2008).
- The league also had the distinction of providing both national finalists twice in its history in 1996 (Tennessee 83, Georgia 65) and in 1989 (Tennessee 76, Auburn 60).
- SEC teams have won 329 NCAA Tournament games against 168 losses (.662) for an average of 11.4 NCAA wins per year.
- In addition, all 12 current members have appeared in the NCAA Tournament.
- The SEC has paced the pack in NCAA tournament bids 21 times in its 29-year history.
- The SEC was the first league to ever have eight teams invited to the NCAA Tournament, doing so in 1999 and 2002.
- The SEC was also the first league to ever have seven teams invited to the NCAA Tournament and earned this honor a leading seven times (1986, 1991, 1995, 1996, 1997, 2003, 2004).
- The SEC is one of a handful of leagues to have won three national tournament titles with eight NCAA, two WNIT and three NWIT. Along with the eight NCAA championships won by Tennessee, Arkansas (1999) and Auburn (2003) captured the current Women's NIT titles. But the first-ever SEC national title belongs to Georgia, winners of the 1981 NWIT which predates the current NCAA tournament. LSU (1985) and Kentucky (1990) each won NWIT titles. Both Arkansas (1987) and South Carolina (1979) won the WNIT as members of their previous conferences.
- In 2003, Auburn won the WNIT title with wins over South Alabama, Florida State, Richmond, Creighton and Baylor. In 1999, the Arkansas Lady Razorbacks defeated Wisconsin 76-64 to claim the SEC's first WNIT championship.
- In 1981, Georgia defeated Pittsburg, California and Arizona State (in OT) to capture the NWIT Championship, the first-ever national championship of any kind for the SEC in women's basketball.

**Junkanoo Jam****Dates:** November 26-27, 2010**Place:** Freeport, Bahamas**Arena:** St. Georges High School**Teams:** Auburn, Boston College, Sacred Heart and Seton Hall**Game Schedule:**

Friday, November 26

1 p.m. ET

Auburn vs. Sacred Heart (65-53, SHU)

3:15 p.m. ET

Seton Hall vs. Boston College (85-46, BC)

Saturday, November 27

1 p.m. ET

Auburn vs. Seton Hall

3:15 p.m. ET

Sacred Heart vs. Boston College

Quoting Head Coach Nell Fortner

On bringing the team to the Bahamas...

"It gives us a great opportunity to bring the team to a place they have probably never been before and may never get a chance to go again. It is a beautiful setting, we are out of school, so it is nice to be able to come to a place like this and play basketball."

On the tournament field...

"This is an excellent tournament. I have tremendous respect for Sylvia Crawley and Boston College have done the last few years. Anne Donovan is coaching her first year at Seton Hall and is excited to be there and ready turn that program around. Sacred Heart was in the NCAA Tournament in 2009, winning their conference that year, so that is a nice program, too. This is a very competitive tournament and there will be some good games."

On the advantage of a trip like this...

"This is a good team bonding experience. Five nights away from our own beds, in a different part of the world - they have to rely a lot on each other. This really helps your team chemistry and we hope to make the most of that."

MISCELLANEOUS STATISTICS

Double-Doubles	Season	Career
Jordan Greenleaf	2	5
Alli Smalley	0	1

20+ Point Games	Season	Career
Alli Smalley	0	13
Nicollie Thomas	0	1

10+ Rebound Games	Season	Career
Jordan Greenleaf	2	9
Chantel Hilliard	0	1
Parrisha Simmons	0	1
Alli Smalley	0	1

10+ Assist Games	Season	Career
Morgan Toles	0	1

GAMES LED AUBURN IN...

Scoring	Season	Career
Blanche Alverson	1	1
Jordan Greenleaf	1	8
Chantel Hilliard	1	1
Alli Smalley	3	29
Morgan Toles	1	3
Nicollie Thomas	0	1

Rebounding	Season	Career
Blanche Alverson	1	1
Jordan Greenleaf	4	28
Chantel Hilliard	0	2
Parrisha Simmons	0	7
Alli Smalley	0	1
Morgan Toles	0	1

Assists	Season	Career
Blanche Alverson	0	3
Jordan Greenleaf	1	5
Morgan Jennings	0	2
Parrisha Simmons	0	2
Alli Smalley	0	17
Tyrese Tanner	1	1
Nicollie Thomas	0	1
Morgan Toles	4	26

2010-11 DOUBLE-DOUBLES

Player	Points	Other
Jordan Greenleaf (vs. Mercer)	16	12 (reb.)
Jordan Greenleaf (at USF)	13	10 (reb.)

Last Time an Auburn Team...

Scored 100 points	Auburn 119, Sam Houston State 54 (Dec. 5, 2008)
Scored 100 points in an SEC game	Auburn 102, Tennessee 96, SEC Tournament in Albany, Ga. (Mar. 6, 1987)
Scored 100 at Auburn	Auburn 119, Sam Houston State 54 (Dec. 5, 2008)
Scored 100 points and lost	Never
Scored 110 points	Auburn 119, Sam Houston State 54 (Dec. 5, 2008)
Scored 115 points	Auburn 119, Sam Houston State 54 (Dec. 5, 2008)
Scored at least 60 points in a half	62-vs. Sam Houston State (Dec. 5, 2008)
Had 25+ rebound margin	28-Auburn 55, Sam Houston State 27 (Dec. 5, 2008)
Had 20+ rebound margin	22-Auburn 48, South Alabama 26 (Dec. 20, 2009)
Attempted 35 free throws	35-vs. Florida A&M (Nov. 28, 2009)
Attempted 40 free throws	41-vs. Alabama State (Nov. 15, 2006)
Made 30 free throws	31-vs. Northwestern State (31-43) (Dec. 30, 2003)
Had 25 assists	25- vs. Alabama (Jan. 22, 2009)
Had 25 turnovers	25- at Kentucky (Jan. 24, 2010)
Had 25 steals	25- vs. Arkansas-Little Rock (Dec. 2, 2000)
Scored 25 points or less	25- vs. Mercer (1971)
Played an overtime game	at LSU (Jan. 10, 2010)
Won an overtime game	Auburn 64, LSU 62 at Baton Rouge, La. (Jan. 10, 2010)
Lost an overtime game	Florida 71, Auburn 68 (20T) at Gainesville, Fla. (Jan. 7, 2010)
Played a double overtime game	Florida 71, Auburn 68 at Gainesville, Fla. (Jan. 7, 2010)
Played at least three overtimes	Never
Shot 70% for a half	73.9%, 17-23-vs. Alabama (Jan. 22, 2009)
Shot 60% for a game	vs. Alabama (61.8%, 34-55) (Jan. 22, 2009)
Shot less than 30% for a game	(29.0%, 18-62) at South Florida at Tampa, Fla. (Nov. 22, 2010)
Shot 90% from the free throw line (minimum 10 attempts)	(10-10) vs. Mississippi State (Feb. 3, 2008)
Shot 50% from 3-point line	(8-14, 57.1%) vs. Florida, SEC Tournament, Duluth, Ga., (Mar. 4, 2010)
Shot less than 30% in a half	22.6% in the first half vs. Sacred Heart in Freeport, Bahamas (Nov. 26, 2010)
Shot less than 20% in a half	19.0% in the first half vs. LSU, (Feb. 14, 2010)
Shot 55% or better and lost	58.1%, 25-43-vs. Tennessee, (Jan. 20, 2005)
Made at least 10 3-point field goals	12-17 vs. Colgate (Dec. 5, 2007)
Failed to make a 3-point field goal	0-11 at San Diego State (Dec. 30, 2009)
Had at least 60 rebounds	61 vs. Stephen F. Austin, (Dec. 17, 2007)
Had at least 50 rebounds	52- vs. Mercer in Auburn, Ala. (Nov. 12, 2010)
Scored under 20 points in a 1st half	18 points vs. Sacred Heart (Nov. 26, 2010)
Scored under 20 points in a 2nd half	19-vs. Tennessee in the SEC Tournament in North Little Rock, Ark. (Mar. 3, 2006)
Scored under 50 points in a game	49 at South Florida at Tampa, Fla. (Nov. 22, 2010)

Last Time an Auburn Player...

Scored 40 points	41-Consweila Sparrow vs. South Alabama (Feb. 17, 1998)
Scored 35 points	35-DeWanna Bonner vs. Tennessee (Jan. 25, 2009)
Scored 30 points	32-DeWanna Bonner vs. Ole Miss (Mar. 6, 2009)
Attempted 25 field goals	25-Natasha Brackett (9-25) at LSU (Jan. 30, 2005)
Recorded a double-double	Jordan Greenleaf (13 pts./10 rebs.) at South Florida in Tampa, Fla., (Nov. 22, 2010)
Recorded a double-double with points and assists	Whitney Boddie (15 pts./10 assts) vs. Ole Miss, SEC Tournament, North Little Rock, Ark. (Mar. 6, 2009)
Recorded consecutive double-doubles	KeKe Carrier (18 pts./10 rebs) vs. Mississippi State (Jan. 3, 2010)
	and (24 pts./12 rebs) vs. Florida in Gainesville, Fla. (Jan. 7, 2010)
Two players recorded a double-double	DeWanna Bonner (32 pts./13 rebs) & Whitney Boddie (15 pts./10 asst.) vs. Ole Miss in the SEC Tournament in North Little Rock, Ark. (March 6, 2009)
Had a double-double at halftime	DeWanna Bonner (14 pts./10 rebs.) vs. Ole Miss (Mar. 6, 2009)
Recorded a triple-double	Whitney Boddie (24 pts./11 rebs./12 asst.) vs. Sam Houston State (Dec. 5, 2008)
Had 10 assists	10- Morgan Toles vs Georgia (Jan. 31, 2010)
Had 15 assists	18-Martha Monk vs. Alabama State (Feb. 18, 1981)
Had 10 blocks	13- Marita Payne vs. Arkansas (Feb. 3, 2005)
Had 5 steals	6-DeWanna Bonner vs. Tennessee (Jan. 25, 2009)
Had 15 rebounds	16-Jordan Greenleaf vs. Mississippi State (Jan. 3, 2010)
Had 20 rebounds	20-Monique Morehouse at LSU (Feb. 4, 1995)
Made 15 field goals	15-Consweila Sparrow (15-16) vs. USA (Feb. 17, 1998)
Two players scored 20 points	Alli Smalley (27 pts.) & KeKe Carrier (20 pts.) vs. Alabama (Jan. 14, 2010)
Two players scored 30 points	Laticia Morris (33 points) & Tara Williams (30 points) vs. South Alabama (Jan. 14, 1997)
Back-to-back 25 point games	Alli Smalley 26 pts. vs. Kentucky (Feb. 28, 2010) & 29 pts. vs. Florida in SEC Tournament in Duluth, Ga. (Mar. 4, 2010)
Only one player scored in double figures	Alli Smalley (21 pts.) at Tennessee (Jan. 28, 2010)
Five players scored in double figures	Boddie (20 pts.), Bonner (17 pts.), S. Hobbs (15 pts.), Smalley (11 pts.) & Jackson (10 pts.) vs. Kentucky (Feb. 12, 2009)
Six players scored in double figures	Carrier (19 pts.), Bonner (18 pts.), Smalley (16 pts.), Boddie (13 pts.), R. Hobbs (13 pts.), Hilliard (13 pts.) & S. Hobbs (10 pts.) vs. Sam Houston State (Dec. 5, 2008)

TIGERS' RECORD WHEN...

Leading at the half	1-1
Trailing at the half	0-3
Tied at the half	0-0
Scores 100+ points	0-0
Scores 90-99 points	0-0
Scores 80-89 points	0-0
Scores 70-79 points	1-0
Scores 60-69 points	0-2
Scores fewer than 60 points	0-2
Holds opponent to 41-50 points	0-0
Holds opponent to 31-40 points	0-0
Holds opponent to under 30 points	0-0
Shoots 50% FG or better	0-0
Shoots 40-49% FG	0-1
Shoots 39% or under FG	1-3
Holds opponent under 30% FG	0-0
Shoots higher FG% than opponent	1-0
Shoots lower FG% than opponent	0-4
Shoots higher FT% than opponent	1-1
Shoots lower FT% than opponent	0-3
Out-rebounds opponent	1-1
Out-rebounded by opponent	0-2
Tied in rebounds	0-1
Versus ranked opponent	0-2
In overtime	0-0
Games decided by 3 points or less	0-0
Games decided by 4-5 points	0-0
Games decided by 6-10 points	0-1
Games decided by 11-20 points	1-3
Games decided by 21-30 points	0-0
Games decided by 30+ points	0-0

Seven players scored in double figures	Carrier (19 pts.), Bonner (18 pts.), Smalley (16 pts.), Boddie (13 pts.), R. Hobbs (13 pts.), Hilliard (13 pts.) & S. Hobbs (10 pts.) vs. Sam Houston State (Dec. 5, 2008)
Scored 20 points & had 20 rebounds	Lauretta Freeman (30 pts/21 rebs.) vs. Alabama, (Feb. 17, 1993)
Two players had 10 rebounds	KeKe Carrier (12 rebs.) & Jordan Greenleaf (10 rebs) vs. Florida in Gainesville, Fla. (Jan. 7, 2010)
Three players had 10 rebounds	Jordan Greenleaf (12 rebs.), DeWanna Bonner (12 rebs.) & Whitney Boddie (10 rebs.) vs. Oakland (Nov. 21, 2007)
Played every minute	Jordan Greenleaf (40 Mins.) vs. Florida, SEC Tournament, Duluth, Ga., (Mar. 4, 2010)
Played more than 40 minutes	Alli Smalley (45 mins.), Jordan Greenleaf (43 mins.) & Morgan Toles (41 mins.) at LSU (Jan. 10, 2010)

Last Time an Auburn Opponent...

Shot less than 30% in a game (SEC)	Mississippi State - 28.0% in Starkville, Mississippi (Feb. 21, 2010)
Shot less than 30% in a game (Non-conf)	Florida A&M - 26.9% in Tallahassee, Florida (Nov. 28, 2009)
Shot 60% in a game	Vanderbilt 60.4% in Nashville, Tennessee in the SEC Tournament, (Mar. 5, 2004)
Scored 100 points	Georgia 102, Auburn 72 in Athens, Ga. (Mar. 3, 1984)
Scored 100 points at Auburn	Tuskegee 105, Auburn 98 (20T) (Feb. 12, 1979)
Scored 100 points and Lost	Never
Scored 110 points	Never
Had 25+ rebound margin	Never
Had a 20+ rebound margin	Never
Scored under 20 points in a 1st half	Mississippi State 19 pts in Starkville, Mississippi (Feb. 21, 2010)
Scored under 20 points in a 2nd half	Mississippi State 17 pts in Starkville, Mississippi (Feb. 21, 2010)
Had 50 rebounds	50-vs. Tennessee in Knoxville, Tenn., (Jan. 10, 2008)
Had 25 assists	25- by Florida International in Miami, Fla. (Dec. 19, 1993)
Had 25 turnovers	29- by Florida State (Nov. 15, 2010)
Had 15 steals	15- by Duke (Nov. 18, 2010)
Had 10 blocks	12-by Tennessee (Jan. 10, 2008)
Failed to make a 3-point field goal	Coppin State 0-0 (Dec. 21, 2008)
Attempted 35 free throws	36-by Arizona 25-36 (Dec. 19, 2000)
Made 30 free throws	30- by Arkansas (Jan. 22, 1995)
Made 10 3-point field goals	by South Florida 10 3-point FGs, in Tampa, Fla., (Nov. 22, 2010)
Scored under 50 points in a game	Mississippi State 36 pts in Starkville, Mississippi (Feb. 21, 2010)
Scored 40 points or less	36- by Mississippi State (Feb. 21, 2010)
Scored 25 points or less	25- by Puerto Rico Mayaguez (Dec. 17, 2000)
Scored 11 points or less	11-by Montevallo (1973) and 11-by Jeff Davis (1973)

Last Time an Auburn Opponent's Player...

Scored 30 points	33-Andrea Smith of South Florida in Tampa, Fla. (Nov. 22, 2010)
Scored 35 points	38-Lindsay Shearer of Kent State in Kent, Ohio (Nov. 20, 2005)
Attempted 25 field goals	27- Jantel Lavender (9-27) of Ohio State (Nov. 23, 2008)
Scored 20 points & had 20 rebounds	Young of Baylor in the Women's NIT Championship Game, (20 pts./25 rebs.), (Apr. 4, 2003)
Two players scored 20 points	by South Carolina, Kelsey Bone (24 pts) & Valerie Nainima (20 pts), (Feb. 4, 2010)
Three players scored 20 points	by LSU in Baton Rouge, Chatman (22 pts), Johnson (21 pts) & Lowery (20 pts), (Jan. 12, 1991)
Five players scored in double figures	J. Thomas (16 pts), Gray (13 pts), K. Thomas (11 pts), Christmas (10 pts) & Peters (10 pts) of Duke (Nov. 18, 2010)
Six players scored in double figures	Smith (15 pts), Bales (14 pts), Foley (11 pts), Williams (10 pts), Currie (10 pts) & Kurz (10 pts) of Duke (Dec. 31, 2004)
Recorded a double-double	Cierra Bravard (12 pts./10 rebs.) of Florida State (Nov. 15, 2010)
Recorded a double-double with points and assists	Ceira Ricketts of Arkansas in Fayetteville, Ark., (14 pts/13 rebs/12 assts.), (Jan. 18, 2009)
Recorded a triple-double	Ceira Ricketts (14 pts./13 rebs./12 asst.) of Arkansas (Jan. 18, 2009)
Two players recorded a double-double	Tasha Humphrey (22 pts/14 rebs) & Angel Robinson (14 pts/11 rebs) of Georgia in Athens, Ga. (Feb. 24, 2008)
Had 15 rebounds	15-by Alyssia Brewer of Tennessee (Mar. 7, 2009)
Had 20 rebounds	20-Sylvia Fowles of LSU (Jan. 28, 2007)
Had 10 assists	10-Shantell Black of Ole Miss (Mar. 6, 2009)
Had 10 blocks	Never
Had 5 blocks	5-Azania Stewart of Florida (Jan. 7, 2010)
Had 5 steals	6-Jence Rhoads of Vanderbilt (Jan. 21, 2010)
Made 15 field goals	15-Chamique Holdscow (15-21) of Tennessee (Feb. 1, 1998)
Had 15 assists	16-Cindy McMahan of Alabama-Huntsville (Nov. 24, 1980)

AUBURN IN THE SEC INDIVIDUAL RANKINGS
(As of Nov. 24, 2010)

Points per Game

1. Victoria Dunlap (UK).....	19.3
T15. Jordan Greenleaf (VU).....	13.0
T25. Blanche Alverson (AU).....	11.0

Rebounds per Game

1. Porsha Phillips (UGA).....	12.8
T5. Jordan Greenleaf (AU).....	9.3

Offensive Rebounds per Game

1. Ashley Brown (MSU).....	7.0
3. Jordan Greenleaf (AU).....	4.8

Defensive Rebounds per Game

1. Porsha Phillips (UGA).....	8.5
T10. Jordan Greenleaf (AU).....	4.5

Field Goal Percentage

1. Stephanie Holzer (VU).....	.613
-------------------------------	------

Three-Point Percentage

1. Jasmine Lister (VU).....	.600
9. Blanche Alverson (AU).....	.321

Three-Point FG Made per Game

1. Angie Bjorklund (UT).....	3.5
9. Blanche Alverson (AU).....	2.3

Free Throw Percentage

1. Stephanie Holzer (VU).....	.933
7. Alli Smalley (AU).....	.769
10. Jordan Greenleaf (AU).....	.722

Assists per Game

1. Morgan Toles (AU).....	5.3
---------------------------	-----

Steals per Game

1. Victoria Dunlap (UK).....	4.3
T11. Jordan Greenleaf (AU).....	2.0

Blocked Shots per Game

1. Victoria Dunlap (UK).....	3.3
T12. Jassany Williams (AU).....	1.0
T12. Jordan Greenleaf (AU).....	1.0

Assist-to-Turnover Ratio

1. Latear Eason (LSU).....	5.0
3. Morgan Toles (AU).....	2.1

AUBURN IN THE SEC TEAM RANKINGS

Scoring Offense.....	9th (62.8)
Scoring Defense.....	12th (67.5)
Scoring Margin.....	11th (-4.8)
Free Throw Percentage.....	7th (.630)
Field Goal Percentage.....	10th (.364)
3-Point FG Percentage.....	7th (.300)
Field Goal Percentage Defense.....	11th (.442)
3-Point FG Percentage Defense.....	9th (.373)
Rebounding Offense.....	11th (37.8)
Rebounding Defense.....	8th (38.5)
Rebounding Margin.....	10th (-0.8)
Blocked Shots.....	T9th (3.5)
Assists.....	7th (13.0)
Steals.....	7th (9.0)
Turnover Margin.....	T5th (+3.8)
Assist/Turnover Ratio.....	5th (0.9)
Offensive Rebounds.....	5th (17.5)
Defensive Rebounds.....	12th (20.3)
Three-Point FG Made.....	10th (4.5)

2010-11 Starting Lineups

	Guard (1)	Guard (2)	Guard/Forward (3)	Forward (4)	Forward/Center (5)
MERCER	Morgan Toles	Alli Smalley	Parrisha Simmons	Blanche Alverson	Jordan Greenleaf
FLORIDA STATE	Morgan Toles	Alli Smalley	Parrisha Simmons	Blanche Alverson	Jordan Greenleaf
DUKE	Morgan Toles	Alli Smalley	Parrisha Simmons	Blanche Alverson	Jordan Greenleaf
at South Florida	Morgan Toles	Alli Smalley	Parrisha Simmons	Blanche Alverson	Jordan Greenleaf
vs. Sacred Heart	Morgan Toles	Alli Smalley	Blanche Alverson	Chantel Hilliard	Jordan Greenleaf

Record by Starting Lineup

Toles, Smalley, Simmons, Alverson, Greenleaf	1-3 (.250)
Toles, Smalley, Alverson, Hilliard, Greenleaf	0-1 (.000)

Game-by-Game Leaders

	Points	Rebounds	Assists	Steals	Blocked Shots
MERCER	16-Smalley/Greenleaf	12-Greenleaf	6-Toles	3-Greenleaf/Jennings	2-Williams
FLORIDA STATE	16-Alverson	9-Greenleaf	7-Toles	3-Three tied	2-Greenleaf/Williams
DUKE	12-Smalley/Toles	7-Alverson	5-Toles	2-Toles/Simmons	None
at South Florida	16-Hilliard	10-Greenleaf	5-Toles/Tanner	1-Greenleaf	1-Greenleaf/Tanner
vs. Sacred Heart	12-Smalley	7-Greenleaf	4-Greenleaf	3-Tanner	1-Greenleaf

Scoring Breakdown

(Percentage of total points in parentheses)

Opponent	Front Court	Back Court	Sr.	Jr.	So.	Fr.	Starters	Bench
MERCER	47 (59.5)	32 (40.5)	32	11	17	19	46 (58.2)	33 (41.8)
FLORIDA STATE	36 (59.0)	25 (41.0)	21	2	31	7	54 (88.5)	7 (11.5)
DUKE	23 (37.1)	39 (62.9)	20	13	23	6	45 (72.6)	17 (27.4)
at South Florida	39 (79.6)	10 (20.4)	17	17	11	4	28 (57.1)	21 (42.9)
vs. Sacred Heart	9 (17.0)	44 (83.0)	16	14	10	13	31 (58.5)	22 (41.5)

Lead-Deficit Comparison

Opponent	Largest Lead	Largest Deficit	Lead Changes	Ties	Result
MERCER	24 (2nd, 15:38)	2 (1st, 19:13)	3	1	W, 79-61
FLORIDA STATE	9 (2nd, 19:36)	10 (1st, 9:55)	9	4	L, 61-67
DUKE	5 (1st, 18:03)	16 (2nd, 3:36)	7	3	L, 62-75
at South Florida	---	19 (1st, 12:01)	0	0	L, 49-67
vs. Sacred Heart	3 (1st, 17:18)	32 (2nd, 9:27)	2	1	L, 53-65

Specialty Statistics (Auburn-Opponent)

Opponent	Bench Points	Points in the Paint	Points off Turnovers	Second Chance Points	Fast Break Points
MERCER	33-12	36-10	27-8	23-18	9-2
FLORIDA STATE	7-15	22-32	29-16	11-18	2-0
DUKE	17-33	10-48	16-25	5-8	2-8
at South Florida	21-10	28-22	7-7	19-9	0-4
vs. Sacred Heart	22-14	26-26	22-21	7-9	8-8

Comparison Statistics (Auburn/Opponent)

Opponent	1st	2nd	Score	Mar	Total FG	FG Pct	3-Pointers	3FG Pct	Free Throws	FT Pct	Reb.	Mar	Assist	TO	Bk	Stl	Fouls
MERCER	40/20	39/41	79-61	+18	28-72/21-62	.389/.339	6-20/9-23	.300/.391	17-27/10-17	.630/.588	52/41	+11	18/11	13/19	6/2	15/4	17/17
FLORIDA STATE	30/23	31/44	61-67	(6)	25-66/22-53	.379/.415	4-10/5-15	.400/.333	7-13/18-22	.538/.818	29/47	(18)	12/10	17/29	6/2	12/6	19/18
DUKE	29/39	33/36	62-75	(13)	20-50/30-60	.400/.500	6-17/4-18	.353/.222	16-24/11-13	.667/.846	31/31	-	13/10	21/17	0/5	8/15	17/19
at South Florida	24/36	25/31	49-67	(18)	18-62/26-49	.290/.531	2-13/10-19	.154/.526	11-17/5-9	.647/.556	39/35	+4	9/21	10/11	2/7	1/4	16/15
vs. Sacred Heart	18/38	35/27	53-65	(12)	20-64/24-47	.313/.511	2-12/8-17	.167/.471	11-23/9-14	.478/.643	34/42	(8)	8/9	15/27	1/3	9/7	12/19

2009-10 Auburn Superlatives...**First Half**

Most points scored in the first half.....	40, vs. Mercer (11-12-10)
Fewest points scored in the first half.....	18, vs. Sacred Heart (11-26-10)
Fewest points allowed in the first half.....	20, vs. Mercer (11-12-10)
Most points allowed in the first half.....	39, vs. Duke (11-18-10)
Best FG % in the first half.....	.405, vs. Mercer (11-12-10)
Worst FG % in the first half.....	.222, at South Florida (11-22-10)
Best FG % by an opponent in the first half.....	.619, at South Florida (11-22-10)
Worst FG % by an opponent in the first half.....	.241, vs. Mercer (11-12-10)
Most rebounds in the first half.....	26, vs. Mercer (11-12-10)
Fewest rebounds in the first half.....	15, vs. Duke (11-18-10)
Most rebounds by an opponent in the first half.....	22, vs. Florida State (11-15-10)
Fewest rebounds by an opponent in the first half.....	15, at South Florida (11-22-10)

Second Half

Most points scored in the second half.....	39, vs. Mercer (11-12-10)
Fewest points scored in the second half.....	25, at South Florida (11-22-10)
Fewest points allowed in the second half.....	27, vs. Sacred Heart (11-22-10)
Most points allowed in the second half.....	44, vs. Florida State (11-15-10)
Best FG % in the second half.....	.440, vs. Duke (11-18-10)
Worst FG % in the second half.....	.371, vs. Mercer (11-12-10)
Best FG % by an opponent in the second half.....	.500, vs. Duke (11-18-10)
Worst FG % by an opponent in the second half.....	.424, vs. Mercer (11-12-10)
Most rebounds in the second half.....	26, vs. Mercer (11-12-10)
Fewest rebounds in the second half.....	11, vs. Florida State (11-15-10)
Most rebounds by an opponent in the second half.....	25, vs. Florida State (11-15-10)
Fewest rebounds by an opponent in the second half.....	15, vs. Duke (11-18-10)

Game

Most points scored.....	79, vs. Mercer (11-12-10)
Fewest points scored.....	49, at South Florida (11-22-10)
Most points allowed.....	75, vs. Duke (11-18-10)
Fewest points allowed.....	61, vs. Mercer (11-12-10)
Best FG %.....	.400, vs. Duke (11-18-10)
Worst FG %.....	.290, at South Florida (11-22-10)
Best FG % by an opponent.....	.531, at South Florida (11-22-10)
Worst FG % by an opponent.....	.339, vs. Mercer (11-12-10)
Most rebounds.....	52, vs. Mercer (11-12-10)
Fewest rebounds.....	29, vs. Florida State (11-15-10)
Most rebounds by an opponent.....	47, vs. Florida State (11-15-10)
Fewest rebounds by an opponent.....	31, vs. Duke (11-18-10)

Miscellaneous

Largest margin of victory.....	18, vs. Mercer (11-12-10)
Smallest margin of victory.....	18, Mercer (11-12-10)
Largest margin of defeat.....	18, at South Florida (11-22-10)
Smallest margin of defeat.....	6, vs. Florida State (11-15-10)
Largest halftime lead.....	20, vs. Mercer (11-12-10)
Smallest halftime lead.....	7, vs. Florida State (11-15-10)
Last time tied at halftime.....	N/A
Largest halftime deficit.....	20, vs. Sacred Heart (11-26-10)
Smallest halftime deficit.....	10, vs. Duke (11-18-10)
Largest rebounding margin.....	11, vs. Mercer (11-12-10)
Smallest rebounding margin.....	4, at South Florida (11-22-10)
Last time tied in rebounding.....	vs. Duke (11-18-10)
Opponent's largest rebounding margin.....	18, vs. Florida State (11-15-10)
Opponents smallest rebounding margin.....	8, vs. Sacred Heart (11-26-10)

2010-11 Auburn Individual Highs...**First Half**

Points.....	9, Blanche Alverson vs. Mercer (11-12-10)
Field Goals Made.....	3, on five occasions
Field Goal Attempts.....	8, Greenleaf at USF (11-22-10) and Smalley vs. Sacred Heart (11-26-10)
Field Goal Percentage.....	.500 (3-of-6), Morgan Toles vs. Florida State (11-15-10)
3-Point Field Goals Made.....	3, Blanche Alverson vs. Mercer (11-12-10)
3-Point Field Goal Attempts.....	7, Blanche Alverson vs. Mercer (11-12-10)
3-Point Field Goal Percentage.....	.429 (3-of-7), Blanche Alverson vs. Mercer (11-12-10)
Free Throws Made.....	3, Morgan Toles at South Florida (11-22-10)
Free Throws Attempted.....	4, Morgan Toles vs. Mercer (11-12-10) and at South Florida (11-22-10)
Free Throw Percentage.....	1.000 (2-of-2), on five occasions
Rebounds.....	7, Jordan Greenleaf vs. Florida State (11-15-10)
Assists.....	4, Morgan Toles vs. Mercer (11-12-10) and Florida State (11-15-10)
Blocked Shots.....	2, Greenleaf and Williams vs. Florida State (11-15-10)
Steals.....	3, on two occasions

Second Half

Points.....	16, Jordan Greenleaf vs. Mercer (11-12-10)
Field Goals Made.....	6, Jordan Greenleaf vs. Mercer (11-12-10)
Field Goal Attempts.....	10, Jassany Williams vs. Mercer (11-12-10)
Field Goal Percentage.....	.800 (4-of-5), Jordan Greenleaf at South Florida (11-22-10)
3-Point Field Goals Made.....	1, on four occasions
3-Point Field Goal Attempts.....	3, Alli Smalley vs. Mercer (11-12-10) and Florida State (11-15-10)
3-Point Field Goal Percentage.....	.333 (1-of-3), on two occasions
Free Throws Made.....	4, Jordan Greenleaf vs. Mercer (11-12-10)
Free Throws Attempted.....	5, Jordan Greenleaf vs. Mercer (11-12-10)
Free Throw Percentage.....	1.000 (3-of-3), Jordan Greenleaf vs. Florida State (11-15-10)
Rebounds.....	10, Jordan Greenleaf vs. Mercer (11-12-10)
Assists.....	3, Morgan Toles vs. Florida State (11-15-10) and at South Florida (11-22-10)
Blocked Shots.....	1, on six occasions
Steals.....	3, Tyrese Tanner vs. Sacred Heart (11-26-10)

Game

Points.....	16, on four occasions
Field Goals Made.....	7, Alverson and Toles vs. FSU (11-15-10) and Hilliard at USF (11-22-10)
Field Goal Attempts.....	15, Alli Smalley vs. Mercer (11-12-10) and Florida State (11-15-10)
Field Goal Percentage.....	.778 (7-of-9), Chantel Hilliard at South Florida (11-22-10)
3-Point Field Goals Made.....	3, Blanche Alverson vs. Mercer (11-12-10)
3-Point Field Goal Attempts.....	9, Blanche Alverson vs. Mercer (11-12-10)
3-Point Field Goal Percentage.....	.333 (3-of-9), Blanche Alverson vs. Mercer (11-12-10)
Free Throws Made.....	4, on three occasions
Free Throws Attempted.....	6, Courtney Strain vs. Sacred Heart (11-26-10)
Free Throw Percentage.....	1.000 (4-of-4), Alli Smalley vs. Duke (11-18-10)
Rebounds.....	12, Jordan Greenleaf vs. Mercer (11-12-10)
Assists.....	7, Morgan Toles vs. Mercer (11-12-10)
Blocked Shots.....	2, on three occasions
Steals.....	3, on six occasions

Minimums: FG % (min. 5 attempts), 3FG % (min. 3 attempts), FT % (min 3 attempts)

2010-11 Opponent Individual Highs...**First Half**

Points.....	20, Andrea Smith of South Florida (11-22-10)
Field Goals Made.....	7, Andrea Smith of South Florida (11-22-10)
Field Goal Attempts.....	11, Andrea Smith of South Florida (11-22-10)
Field Goal Percentage.....	.833 (5-of-6), Haley Peters of Duke (11-18-10)
3-Point Field Goals Made.....	5, Andrea Smith of South Florida (11-22-10)
3-Point Field Goal Attempts.....	7, Andrea Smith of South Florida (11-22-10)
3-Point Field Goal Percentage.....	.714 (5-of-7), Andrea Smith of South Florida (11-22-10)
Free Throws Made.....	3, Briana Williams of Mercer (11-12-10)
Free Throws Attempted.....	4, Briana Williams of Mercer (11-12-10)
Free Throw Percentage.....	.750 (3-of-4), Briana Williams of Mercer (11-12-10)
Rebounds.....	5, on six occasions
Assists.....	3, Jasmine Thomas of Duke (11-18-10) and Kaneisha Saunders of South Florida (11-22-10)
Blocked Shots.....	3, Porche Grant of South Florida (11-22-10)
Steals.....	2, Chloe Wells and Krystal Thomas, both of Duke (11-18-10)

Second Half

Points.....	20, Briana Williams of Mercer (11-12-10)
Field Goals Made.....	7, Briana Williams of Mercer (11-12-10)
Field Goal Attempts.....	12, Briana Williams of Mercer (11-12-10)
Field Goal Percentage.....	.800 (4-of-5), Krystal Thomas of Duke (11-18-10)
3-Point Field Goals Made.....	5, Briana Williams of Mercer (11-12-10)
3-Point Field Goal Attempts.....	8, Briana Williams of Mercer (11-12-10)
3-Point Field Goal Percentage.....	.667 (2-of-3), Natasha Howard of Florida State (11-15-10)
Free Throws Made.....	9, Alexa Deluzio of Florida State (11-15-10)
Free Throws Attempted.....	9, Alexa Deluzio of Florida State (11-15-10)
Free Throw Percentage.....	1.000 (9-of-9), Alexa Deluzio of Florida State (11-15-10)
Rebounds.....	6, Sharmesia Smith of Mercer (11-12-10)
Assists.....	5, Sharnea Boykin of Mercer (11-12-10)
Blocked Shots.....	1, on eight occasions
Steals.....	3, Jasmine Thomas of Duke (11-18-10)

Game

Points.....	33, Andrea Smith of South Florida (11-22-10)
Field Goals Made.....	12, Andrea Smith of South Florida (11-22-10)
Field Goal Attempts.....	22, Andrea Smith of South Florida (11-22-10)
Field Goal Percentage.....	.667 (6-of-9), Natasha Howard of Florida State (11-15-10)
3-Point Field Goals Made.....	8, Andrea Smith of South Florida (11-22-10)
3-Point Field Goal Attempts.....	13, Andrea Smith of South Florida (11-22-10)
3-Point Field Goal Percentage.....	.667 (2-of-3), Natasha Howard of Florida State (11-15-10)
Free Throws Made.....	9, Alexa Deluzio of Florida State (11-15-10)
Free Throws Attempted.....	9, Alexa Deluzio of Florida State (11-15-10)
Free Throw Percentage.....	1.000 (9-of-9), Alexa Deluzio of Florida State (11-15-10)
Rebounds.....	10, Cierra Bravard of Florida State (11-15-10)
Assists.....	7, Kaneisha Saunders of South Florida (11-22-10)
Blocked Shots.....	4, Porche Grant of South Florida (11-22-10)
Steals.....	3, on five occasions

Minimums: FG % (min. 5 attempts), 3FG % (min. 3 attempts), FT % (min 3 attempts)

Auburn Career Records

Games Played

Rk	Player	Years	G
1	Ruthie Bolton	85-89	132
	Linda Godby	86-90	132
3	Vickie Orr	85-89	131
4	Kendall Mago	88-92	130
5	Sharon Stewart	84-88	129
	Sherell Hobbs	05-09	129
7	Mae Ola Bolton	84-88	128
8	DeWanna Bonner	05-09	126
9	Lori Monroe	79-83	124
10	Charlene Thomas	83-87	123
	Chantel Tremittiere	87-91	123
--	Jordan Greenleaf	06-pres	106

Games Started

Rk	Player	Years	GS
1	Vickie Orr	85-89	128
2	DeWanna Bonner	05-09	126
3	Debra Larkin	81-85	119
4	Kristen Mulligan	92-96	118
	Le'Coe Willingham	99-04	118
6	Tiffany Krantz	96-00	116
7	Helene Baroody	83-87	110
8	Samantha Williams	91-96	108
9	Becky Jackson	80-84	107
10	Sherell Hobbs	05-09	103
--	Jordan Greenleaf	06-pres	95
--	Alli Smalley	07-pres	89

Field Goals

Rk	Player	Years	FG
1	Becky Jackson	80-84	864
2	Vickie Orr	85-89	864
3	Marianne Merritt	75-79	837
4	DeWanna Bonner	05-09	744
5	Angie Hannah	79-82	735
6	Mae Ola Bolton	84-88	697
7	Carolyn Jones	88-91	645
8	Natasha Brackett	01-05	641
9	Linda Godby	86-90	590
10	Lori Monroe	79-83	562

Field Goal Attempts

Rk	Player	Years	FGA
1	Marianne Merritt	75-79	1,795
2	DeWanna Bonner	05-09	1,633
3	Vickie Orr	85-89	1,528
4	Natasha Brackett	01-05	1,514
5	Becky Jackson	80-84	1,435
6	Angie Hannah	79-82	1,396
7	Mae Ola Bolton	84-88	1,371
8	Carolyn Jones	88-91	1,353
9	Lori Monroe	79-83	1,242
10	Sherell Hobbs	05-09	1,216

Field Goal PCT. (200 att.)

Rk	Player	Years	PCT
1	Becky Jackson	80-84	.602 (864-1435)
2	Conswella Sparrow	97-00	.590 (451-764)
3	Vickie Orr	85-89	.565 (864-1528)
4	KeKe Carrier	05-10	.555 (417-751)
5	Lindy Godby	86-90	.550 (590-1072)
6	Sharon Stewart	84-88	.543 (458-843)
7	Charlene Thomas	83-87	.536 (428-799)
8	Angie Hannah	79-82	.527 (735-1396)
9	C. C. Hayden	89-92	.526 (533-1013)
	Le'Coe Willingham	99-04	.526 (552-1050)

3-Point Field Goals

Rk	Player	Years	3FG
1	Tiffany Krantz	96-00	184
2	Alli Smalley	07-present	178
3	Natasha Brackett	01-05	171
4	Samantha Williams	92-96	161
5	Kristen Mulligan	92-96	149
6	Carolyn Jones	88-91	103
7	Shana Askew	97-01	94
8	Tamela McCorvey	06-08	90
9	Lynn Stevenson	87-91	83
10	DeWanna Bonner	0509	74

3-Point Field Goal Attempts

Rk	Player	Years	ATT
1	Natasha Brackett	01-05	545
2	Alli Smalley	07-present	531
3	Tiffany Krantz	96-00	520
4	Samantha Williams	92-96	500
5	Kristen Mulligan	92-96	370
6	Shana Askew	97-01	332
7	Nitasha Brown	02-06	271
8	Tamela McCorvey	06-08	270
9	Carolyn Jones	88-91	248
10	DeWanna Bonner	05-09	244

3-Point Field Goals Pct. (100 Att.)

Rk	Player	Years	Pct.
1	Carolyn Jones	88-91	.415 (103-248)
2	Kristen Mulligan	92-96	.403 (149-370)
3	Suzette Sargeant	90-92	.388 (57-147)
4	Lynn Stevenson	86-91	.376 (83-221)
5	LaRita Spencer	99-01	.364 (59-162)
6	Louise Emeagi	02-05	.359 (78-217)
7	Tiffany Krantz	96-00	.354 (184-520)
8	Joanna Clayden	05-07	.337 (62-184)
	Alli Smalley	07-pres..	.335 (178-531)
10	Tamela McCorvey	06-08	.333 (90-270)

Free Throws

Rk	Player	Years	FT
1	DeWanna Bonner	05-09	600
2	Carolyn Jones	88-91	438
3	Conswella Sparrow	97-00	346
	Le'Coe Willingham	99-04	346
5	Becky Jackson	80-84	340
6	Vickie Orr	85-89	307
	Marianne Merritt	75-79	305
8	Tasha Hamilton	97-01	296
9	Lori Monroe	79-83	291
10	Debra Larkin	81-85	278

Free Throw Attempts

Rk	Player	Years	FT
1	DeWanna Bonner	05-09	755
2	Carolyn Jones	88-91	541
3	Becky Jackson	80-84	520
4	Conswella Sparrow	97-00	491
5	Marianna Merritt	75-79	488
6	Le'Coe Willingham	99-04	487
7	Lori Monroe	79-83	453
8	Tasha Hamilton	97-01	441
9	Vickie Orr	85-89	433

Free Throw Pct. (150 Att.)

Rk	Player	Years	Pct.
1	Carolyn Jones	88-91	.810 (438-541)
2	Kristen Mulligan	92-96	.796 (191-240)
3	DeWanna Bonner	05-09	.795 (600-777)
4	Laticia Morris	95-97	.787 (233-296)
5	Whitney Boddie	05-09	.777 (219-282)
6	Linda Godby	86-90	.774 (185-239)
7	Brenda Hill	82-83	.768 (208-271)
8	Helene Baroody	83-87	.767 (155-202)
9	Patrena Scruggs	87-89	.749 (128-171)
10	Tonia Trail	93-97	.741 (172-232)

Scoring Average (30 games)

Rk	Player	Years	PPG
1	Marianne Merritt	75-79	20.4
2	Carolyn Jones	88-91	18.3
3	Becky Jackson	80-84	17.8
4	DeWanna Bonner	05-09	17.2
5	Vickie Orr	85-89	15.5
6	Conswella Sparrow	97-00	14.5
7	Natasha Brackett	01-05	14.0
8	C.C. Hayden	89-92	13.6
9	Angie Hannah	78-82	13.3
	Brenda Hill	81-85	13.3

Auburn Career Records

Points

Rk	Player	Years	Points
1	DeWanna Bonner	05-09	2,162
2	Becky Jackson	80-84	2,068
3	Vickie Orr	85-89	2,035
4	Marianne Merritt	75-79	1,979
5	Carolyn Jones	88-91	1,831
6	Natasha Brackett	01-05	1,716
7	Mae Ola Bolton	84-88	1,616
8	Angie Hannah	78-82	1,583
9	Le'Coe Willingham	99-00, 01-03	1,475
10	Lori Monroe	79-83	1,415
11	Tasha Hamilton	97-01	1,402
12	Sherell Hobbs	05-09	1,372
13	Linda Godby	86-90	1,365
14	Debra Larkin	81-85	1,310
15	C. C. Hayden	89-92	1,306
16	Alli Smalley	08-pres	1,257
17	Conswella Sparrow	97-00	1,249
18	Brenda Hill	81-85	1,222
19	M. Morehouse	92-96	1,191
20	Lauretta Freeman	89-93	1,188
21	Sharon Stewart	84-88	1,184
22	Ruthie Bolton	85-89	1,176
23	Tiffany Krantz	96-00	1,136
24	Samantha Williams	92-96	1,106
25	KeKe Carrier	05-10	1,017
26	Helene Baroody	83-87	1,011
27	Tara Williams	95-97	988
28	Diann McNeil	84-88	982
29	Laticia Morris	95-97	971
30	Charlene Thomas	83-87	963

Rebounds

Rk	Player	Years	Points
1	Becky Jackson	80-84	1,118
2	DeWanna Bonner	05-09	1,047
3	Lori Monroe	79-83	1,015
4	Vickie Orr	85-89	1,006
5	Lauretta Freeman	89-93	976
6	Marianne Merritt	75-79	972
7	Le'Coe Willingham	99-00, 01-03	927
8	M. Morehouse	92-96	792
9	Charlene Thomas	84-87	761
10	Sharon Stewart	84-88	757
11	C.C. Hayden	89-92	749
	Kendall Mago	88-92	749
13	Tasha Hamilton	97-01	663
14	Mae Ola Bolton	84-88	653
15	Jordan Greenleaf	06-pres	634
16	Marita Payne	02-06	630
17	Sherell Hobbs	05-09	612
18	Brenda Hill	82-85	604
19	KeKe Carrier	05-10	600
20	Angie Hannah	78-82	588

Rebounding Average (30 games)

Rk	Player	Years	RPG
1	Marianne Merritt	75-79	10.0
2	Becky Jackson	80-84	9.6
3	DeWanna Bonner	05-09	8.3
4	Lauretta Freeman	89-93	8.0
5	Lori Monroe	79-83	7.9
6	C.C. Hayden	89-92	7.8
7	Vickie Orr	85-89	7.7
	Le'Coe Willingham	99-00, 01-03	7.7
9	Mae Ola Bolton	84-88	6.8
10	M. Morehouse	92-96	6.8

Assists

Rk	Player	Years	AST
1	Whitney Boddie	05-09	603
2	Renae Halbrooks	78-82	593
3	Helene Baroody	83-87	587
4	Kristen Mulligan	92-96	551
5	Ruthie Bolton	85-89	526
6	Martha Monk	79-81	525
7	Chantel Tremitiere	87-91	490
8	Tiffany Krantz	96-00	414
9	Debra Larkin	81-85	386
10	Samantha Williams	91-96	323

Assist Average (30 games)

Rk	Player	Years	APG
1	Martha Monk	79-81	8.3
2	Whitney Boddie	05-09	5.9
3	Renae Halbrooks	78-82	5.5
4	Helene Baroody	83-87	5.1
5	Kristen Mulligan	92-96	4.7
6	Morgan Toles	09-pres	4.4
7	Ruthie Bolton	85-89	4.0
8	Chantel Tremitiere	87-91	4.0
9	LaRita Spencer	99-01	3.6
10	Tiffany Krantz	96-00	3.5
11	Debra Larkin	81-85	3.2

Blocks

Rk	Player	Years	BLK
1	Marita Payne	02-06	377
2	KeKe Carrier	05-present	216
3	Linda Godby	86-90	199
4	Vickie Orr	85-89	191
5	Lori Monroe	79-83	141
6	DeWanna Bonner	05-09	139
7	Brenda Hill	81-85	126
8	Becky Jackson	80-84	120
9	Jordan Greenleaf	06-pres	117
10	Lauretta Freeman	89-93	114

Steals

Rk	Player	Years	STL
1	Mae Ola Bolton	85-88	282
2	Kristen Mulligan	93-96	253
3	Ruthie Bolton	86-89	246
4	Debra Larkin	82-85	242
5	Helene Baroody	84-87	240
6	Sherell Hobbs	05-present	231
7	DeWanna Bonner	05-present	208
8	Natasha Brackett	01-05	202
9	Carolyn Jones	89-91	192
10	Whitney Boddie	05-present	183



Nell FORTNER

Head Coach

Seventh Season

Jackson, Miss • Texas, 1981

- Coached Auburn to its first SEC title in 20 years during 2008-09 season
- Produced Auburn's first SEC Player of the Year since 1988 in DeWanna Bonner
- Has an overall record of 134-88 for a .604 winning percentage
- Sports a 691-239 (.743) record as a head coach, assistant coach and player at all levels (college, professional, international)
- Coached teams to 11 NCAA Tournament appearances, eight as an assistant coach and three as a head coach
- 2000 USA Basketball Coach of the Year
- 1997 and 2009 Basketball Times National Coach of the Year
- 2009 Russell Athletic/WBCA Region III Coach of the Year
- 1997 Big Ten Coach of the Year
- 2009 SEC Coach of the Year
- Led the U.S. National Team to a gold medal in the 2000 Olympics
- Coached 10 different U.S. squads to a 101-14 (.878) record
- Served as an assistant coach for the U.S. National Team that won a gold medal at the 1996 Olympics
- Coached three players to State Farm/WBCA All-America honors
- Coached eight players to 10 all-conference honors
- Coached Auburn to three straight 20-win seasons, including a 30-win season in 2009 - Auburn's first in 20 years
- Produced two WNBA draft picks (DeWanna Bonner and Whitney Boddie) out of her first recruiting class at Auburn
- Spent three years as Head Coach and General Manager of the WNBA's Indiana Fever, leading the team to the playoffs in her second season
- As an assistant coach at Louisiana Tech, helped the team to the Elite Eight in 1993 and the National Championship game in 1994
- Spent four years as a studio analyst with ESPN (2001-04, 2005 WNBA Playoffs)

All-time record as player and coach at all levels:	691-239 (.743)	29 years
Record as a WNBA coach:	42-56 (.429)	3 seasons
Record as USA Head Coach:	101-14 (.878)	4 years
Record as a collegiate player:	127-26 (.830)	4 seasons
Record as a collegiate coach:	369-143 (.721)	16 seasons
Record as a collegiate assistant coach:	235-55 (.810)	9 seasons
Record as a collegiate head coach:	134-88 (.604)	8 seasons
Record at Auburn:	117-77 (.603)	7 seasons
SEC Record:	40-46 (.465)	7 seasons

Fortner Year-by-Year

Texas, Player (1977-81)

Year	Record	Conf.	Other Information
1977-78	29-10	--	5th AIAW
1978-79	37-4	--	3rd AIAW
1979-80	33-4	--	5th AIAW
1980-81	28-8	--	9th AIAW

Stephen F. Austin, Graduate Assistant/Assistant (1986-90)

Year	Record	Conf.	Other Information
1986-87	25-6	9-1	WNIT Third Round
1987-88	29-5	13-1	Southland Champions NCAA Second Round
1988-89	30-4	13-1	Southland Champions NCAA Regional Finalist
1989-90	28-3	14-0	Southland Champions NCAA Regional Finalist

Louisiana Tech, Assistant Coach (1990-95)

Year	Record	Conf.	Other Information
1990-91	18-12	9-3	American South Conference Runner-Up NCAA First Round
1991-92	20-10	12-4	NCAA First Round
1992-93	26-6	13-1	Sun Belt Conference Champion NCAA Elite Eight
1993-94	31-4	14-0	Sun Belt Conference Champion NCAA Runner-up
1994-95	28-5	13-1	Sun Belt Conference Champion NCAA Sweet 16

USA Basketball, Assistant Coach (1995-96)

52-0 Overall Record (1.000)

Purdue, Head Coach (1996-97)

Year	Record	Conf.	Other Information
1996-97	17-11	12-4	Big Ten Co-Champions NCAA Second Round

USA Basketball, Head Coach (1997-2000)

101-14 Overall Record (.878)

Indiana Fever (WNBA), Head Coach (2001-03)

Year	Record	Conf.	Other Information
2001	10-22	--	
2002	16-16	--	WNBA Playoffs First Round
2003	16-18	--	

Auburn, Head Coach (2004-present)

Year	Record	Conf.	Other Information
2004-05	16-13	6-8	
2005-06	14-15	4-10	
2006-07	21-13	6-8	WNIT Quarterfinals
2007-08	20-12	7-7	NCAA First Round
2008-09	30-4	12-2	SEC Champions SEC Tournament Runner-Up NCAA Second Round
2009-10	15-16	5-11	
2010-11	1-4	0-0	



Jordan GREENLEAF

#21

Senior • Forward • 6-1

Rex, Ga.

Morrow High School

NOTES:

- Leading the team in scoring with 11.2 points per game and 8.8 rebounds per game
- Has two double-doubles on the season, most-recently scoring 13 points with 10 rebounds at South Florida
- Started in all 31 games last season, averaging 7.9 points and 7.1 rebounds per game
- Ranked 12th in the SEC in rebounding last season and fourth in offensive rebounding (3.2)
- Is 19 rebounds from tying Mae Ola Bolton for 14th all-time at Auburn in career rebounding
- Is three blocks away from tying Becky Jackson for eighth all-time at Auburn in career blocks
- Is Auburn's top returning defensive player, leading active players in rebounds, blocks and steals
- Graduated from Auburn last May, completing her degree in mass communications

Opponent	Start	Min.	FG-A	3PT-A	FT-A	O-D-T	PF	Ast.	TO	Blk.	St.	Pts.
MERCER	*	30	6-9	0-1	4-5	5-7-12	2	2	1	1	3	16
FLORIDA STATE	*	39	5-13	1-1	4-5	4-5-9	4	0	4	2	3	15
DUKE	*	38	3-8	0-2	2-4	3-3-6	3	0	4	0	1	8
at South Florida	*	38	5-13	0-0	3-4	7-3-10	0	1	3	1	1	13
vs. Sacred Heart	*	32	1-7	0-0	2-4	6-1-7	2	4	3	1	1	4
vs. Seton Hall												
SOUTH ALABAMA												
TEMPLE												
at George Washington												
vs. Purdue												
at Chicago State												
ALABAMA A&M												
JACKSONVILLE STATE												
at Alabama												
FLORIDA												
at Vanderbilt												
OLE MISS												
LSU												
at Mississippi State												
TENNESSEE												
SOUTH CAROLINA												
at Kentucky												
MISSISSIPPI STATE												
at LSU												
at Arkansas												
ALABAMA												
at South Carolina												
at Georgia												
KENTUCKY												

SEASON HIGHS


Points		
16	vs. Mercer	(11/12/10)
Rebounds		
12	vs. Mercer	(11/12/10)
Assists		
4	vs. Sacred Heart	(11/26/10)
Blocks		
2	vs. Florida State	(11/15/10)
Steals		
3	twice, last vs. Florida State	(11/15/10)
Field Goals		
6	vs. Mercer	(11/12/10)
Field Goal Attempts		
13	twice, last at South Florida	(11/22/10)
3-Point Field Goals		
1	vs. Florida State	(11/15/10)
3-Point FG Attempts		
2	vs. Duke	(11/18/10)
Free Throws		
4	twice, last vs. Florida State	(11/15/10)
Free Throw Attempts		
5	twice, last vs. Florida State	(11/15/10)

CAREER HIGHS

Points		
17	twice, last vs. Liberty	(12/15/09)
Rebounds		
16	vs. Mississippi State	(1/3/10)
Assists		
5	twice, last vs. Vanderbilt	(1/21/10)
Blocks		
6	at Alabama	(1/27/08)
Steals		
6	vs. Jackson State	(12/6/06)
Field Goals		
7	3 times, last at Ole Miss	(2/25/10)
Field Goal Attempts		
15	at San Diego State	(12/30/09)
3-Point Field Goals		
1	vs. Florida State	(11/15/10)
3-Point FG Attempts		
2	vs. Duke	(11/18/10)
Free Throws		
10	at Florida State	(11/27/09)
Free Throw Attempts		
12	at Florida State	(11/27/09)

GREENLEAF CAREER STATISTICS

Year	GP-GS	FG-FGA	Pct	3FG-FGA	Pct	FT-FTA	Pct	O-D-T (Reb.)	Avg	PF	FO	Ast	TO	Blk	Stl	Pts	Avg
2006-07	34-29	58-149	.389	0-0	.000	60-87	.690	78-99-177	5.2	88	1	18	31	44	29	176	5.2
2007-08	31-30	74-161	.460	0-0	.000	44-64	.688	96-71-167	5.4	76	1	29	41	40	42	192	6.2
2008-09	5-0	14-32	.438	0-1	.000	7-8	.875	17-9-26	5.2	10	0	3	2	4	4	35	7.0
2009-10	31-31	86-229	.376	0-5	.000	73-102	.716	100-120-220	7.1	62	1	65	46	24	47	245	7.9
2010-11	5-5	20-50	.400	1-4	.250	15-22	.682	25-19-44	8.8	11	0	7	15	5	9	56	11.2
TOTAL	106-95	252-621	.406	1-10	.100	199-283	.703	316-318-634	6.0	247	3	122	135	117	131	704	6.6



Alli SMALLEY

#5

Senior • Guard • 5-8

Arab, Ala.

Arab High School

NOTES:

- Led the team in scoring in the season-opener vs. Mercer with 16 points
- Is Auburn's top returning scorer, averaging 15.7 points per game last season
- Is eight 3-pointers away from tying Auburn 3-point record
- Selected to Preseason All-SEC First Team by league coaches and Preseason All-SEC Second Team by media
- Has started 89 consecutive games, dating back to her freshman season
- Is 49 points away from tying C.C. Hayden for 15th all-time at Auburn in career scoring

Opponent	Start	Min.	FG-A	3PT-A	FT-A	O-D-T	PF	Asst.	TO	Blk.	Stl.	Pts.
MERCER	*	26	6-15	1-5	3-4	1-3-4	2	1	4	1	2	16
FLORIDA STATE	*	33	2-15	1-6	1-2	0-2-2	2	3	4	1	1	6
DUKE	*	26	3-4	2-3	4-4	1-2-3	2	3	4	0	0	12
at South Florida	*	22	1-11	0-4	2-3	0-0-0	2	0	0	0	0	4
vs. Sacred Heart	*	28	5-13	2-5	0-0	1-4-5	1	1	2	0	2	12
vs. Seton Hall												
SOUTH ALABAMA												
TEMPLE												
at George Washington												
vs. Purdue												
at Chicago State												
ALABAMA A&M												
JACKSONVILLE STATE												
at Alabama												
FLORIDA												
at Vanderbilt												
OLE MISS												
LSU												
at Mississippi State												
TENNESSEE												
SOUTH CAROLINA												
at Kentucky												
MISSISSIPPI STATE												
at LSU												
at Arkansas												
ALABAMA												
at South Carolina												
at Georgia												
KENTUCKY												

SMALLEY CAREER STATISTICS

Year	GP-GS	FG-FGA	Pct	3FG-FGA	Pct	FT-FTA	Pct	O-D-T (Reb.)	Avg	PF	FO	Asst	TO	Blk	Stl	Pts	Avg
2007-08	32-19	133-333	.399	47-162	.290	28-42	.667	34-59-93	2.9	58	3	89	104	10	37	341	10.7
2008-09	34-34	141-310	.455	68-171	.398	28-37	.757	12-79-91	2.7	60	0	71	62	7	45	378	11.1
2009-10	31-31	181-446	.406	57-175	.326	69-96	.719	33-104-137	4.4	64	1	72	85	7	36	488	15.7
2010-11	5-5	17-58	.293	6-23	.261	10-13	.769	3-11-14	2.8	9	0	8	14	2	5	50	10.0
TOTAL	102-89	472-1147	.412	178-531	.335	135-188	.718	82-253-335	3.3	191	4	240	265	26	123	1257	12.3

SEASON HIGHS

Points

16 vs. Mercer (11/12/10)

Rebounds

5 vs. Sacred Heart (11/26/10)

Assists

3 twice, last vs. Duke (11/18/10)

Blocks

1 twice, last vs. Florida State (11/15/10)

Steals

2 twice, last vs. Sacred Heart (11/26/10)

Field Goals

6 vs. Mercer (11/12/10)

Field Goal Attempts

15 twice, last vs. Florida State (11/15/10)

3-Point Field Goals

2 twice, last vs. Sacred Heart (11/26/10)

3-Point FG Attempts

6 vs. Florida St. (11/15/10)

Free Throws

4 vs. Duke (11/18/10)

Free Throw Attempts

4 twice, last vs. Duke (11/18/10)

CAREER HIGHS

Points

29 vs. Florida (3/4/10)

Rebounds

11 vs. Alabama (2/7/10)

Assists

6 3 times, last at SDSU (12/30/09)

Blocks

2 vs. Georgia (1/13/08)

Steals

4 twice, last vs. Kentucky (2/28/10)

Field Goals

10 3 times, last vs. Florida (3/4/10)

Field Goal Attempts

21 vs. Troy (11/13/09)

3-Point Field Goals

5 3 times, last vs. Florida (3/4/10)

3-Point FG Attempts

10 3 times, last at Ole Miss (2/25/10)

Free Throws

6 4 times, last vs. Valparaiso (12/28/09)

Free Throw Attempts

8 3 times, last vs. Valparaiso (12/28/08)



Chantel HILLIARD

#23

Junior • Forward/Center • 6-2

Biloxi, Miss.

St. Martin High School

NOTES:

- Led Auburn in scoring for the first time in her career, coming off the bench for a career-high 16 points on 7-of-9 shooting at South Florida
- Came off the bench for 4 points and 3 rebounds in the season-opener vs. Mercer; added another 4 points and 4 rebounds vs. #6 Duke
- Saw limited action last season after starting the year as a starter
- Finished the year 3.5 points and 2.4 rebounds per game, seeing action in 27 games

Opponent	Start	Min.	FG-A	3PT-A	FT-A	O-D-T	PF	Ast.	TO	Blk.	St.	Pts.
MERCER		13	2-3	0-0	0-0	0-3-3	0	0	1	0	1	4
FLORIDA STATE		6	0-0	0-0	0-0	0-0-0	1	0	0	1	0	0
DUKE		12	1-5	0-0	2-2	3-1-4	1	1	0	0	1	4
at South Florida		23	7-9	0-0	2-2	4-3-7	1	0	0	0	0	16
vs. Sacred Heart	*	19	2-5	0-0	1-2	1-2-3	0	1	2	0	0	5
vs. Seton Hall												
SOUTH ALABAMA												
TEMPLE												
at George Washington												
vs. Purdue												
at Chicago State												
ALABAMA A&M												
JACKSONVILLE STATE												
at Alabama												
FLORIDA												
at Vanderbilt												
OLE MISS												
LSU												
at Mississippi State												
TENNESSEE												
SOUTH CAROLINA												
at Kentucky												
MISSISSIPPI STATE												
at LSU												
at Arkansas												
ALABAMA												
at South Carolina												
at Georgia												
KENTUCKY												

HILLIARD CAREER STATISTICS

Year	GP-GS	FG-FGA	Pct	3FG-FGA	Pct	FT-FTA	Pct	O-D-T (Reb.)	Avg	PF	FO	Ast	TO	Blk	Stl	Pts	Avg
2008-09	30-0	53-106	.500	0-2	.000	15-32	.469	29-56-85	2.8	50	0	7	26	12	13	121	4.0
2009-10	27-2	37-89	.416	0-0	.000	20-43	.465	31-35-66	2.4	49	1	6	35	13	11	94	3.5
2010-11	5-1	12-22	.545	0-0	.000	5-6	.833	8-9-17	3.4	3	0	2	3	1	2	29	5.8
TOTAL	62-3	102-217	.470	0-2	.000	40-81	.494	68-100-168	2.7	102	1	15	64	26	26	244	3.9

SEASON HIGHS

Points

16 at South Florida (11/22/10)

Rebounds

7 at South Florida (11/22/10)

Assists

1 twice, last vs. Sacred Heart (11/26/10)

Blocks

1 vs. Florida State (11/15/10)

Steals

1 twice, last vs. Duke (11/18/10)

Field Goals

7 at South Florida (11/22/10)

Field Goal Attempts

9 at South Florida (11/22/10)

3-Point Field Goals

N/A

3-Point FG Attempts

N/A

Free Throws

2 twice, last at South Florida (11/22/10)

Free Throw Attempts

2 3 times, last vs. Sacred Heart (11/26/10)

CAREER HIGHS

Points

16 at South Florida (11/22/10)

Rebounds

11 at South Alabama (12/20/09)

Assists

2 twice, last at Kentucky (1/24/10)

Blocks

3 twice, last vs. Duquesne (12/29/08)

Steals

3 vs. Duquesne (12/29/08)

Field Goals

7 at South Florida (11/22/10)

Field Goal Attempts

9 3 times, last at South Florida (11/22/10)

3-Point Field Goals

N/A

3-Point FG Attempts

1 twice, last at Alabama (2/8/09)

Free Throws

5 twice, last vs. Troy (11/13/09)

Free Throw Attempts

12 vs. Sam Houston State (12/5/08)



Morgan JENNINGS

#2

Junior • Guard • 5-8

Atlanta, Ga.

Frederick Douglass High School

NOTES:

- Played 16 minutes at South Florida, starting the second half at point guard for the Tigers
- Came off the bench for 6 points and team-high 3 steals in season-opener vs. Mercer; had 5 points vs. Duke
- Saw action in 13 games after missing the first half of the season with an injury
- Returned to the lineup and offered a backup to Morgan Toles and Alli Smalley at the guard positions
- Now that she is 100%, is expected to play a bigger role this season

Opponent	Start	Min.	FG-A	3PT-A	FT-A	O-D-T	PF	Ast.	TO	Blk.	St.	Pts.
MERCER		14	2-2	0-0	2-2	1-1-2	1	1	1	0	3	6
FLORIDA STATE		9	0-1	0-0	0-0	1-1-2	0	2	1	0	0	0
DUKE		16	1-3	0-0	3-4	0-2-2	2	1	3	0	1	5
at South Florida		16	0-4	0-0	1-2	2-1-3	1	2	1	0	0	1
vs. Sacred Heart		15	1-5	0-0	2-2	1-1-2	1	0	2	0	1	4
vs. Seton Hall												
SOUTH ALABAMA												
TEMPLE												
at George Washington												
vs. Purdue												
at Chicago State												
ALABAMA A&M												
JACKSONVILLE STATE												
at Alabama												
FLORIDA												
at Vanderbilt												
OLE MISS												
LSU												
at Mississippi State												
TENNESSEE												
SOUTH CAROLINA												
at Kentucky												
MISSISSIPPI STATE												
at LSU												
at Arkansas												
ALABAMA												
at South Carolina												
at Georgia												
KENTUCKY												

SEASON HIGHS

Points

6 vs. Mercer (11/12/10)

Rebounds

3 at South Florida (11/22/10)

Assists

2 twice, last at South Florida (11/15/10)

Blocks

N/A

Steals

3 vs. Mercer (11/12/10)

Field Goals

2 vs. Mercer (11/12/10)

Field Goal Attempts

5 vs. Sacred Heart (11/26/10)

3-Point Field Goals

N/A

3-Point FG Attempts

N/A

Free Throws

3 vs. Duke (11/18/10)

Free Throw Attempts

4 vs. Duke (11/18/10)

CAREER HIGHS

Points

14 at UAB (11/26/08)

Rebounds

5 vs. Temple (11/17/08)

Assists

6 vs. Temple (11/17/08)

Blocks

N/A

Steals

3 twice, last vs. Mercer (11/12/10)

Field Goals

6 at UAB (11/26/08)

Field Goal Attempts

8 twice, last vs. N.C. A&T (12/3/08)

3-Point Field Goals

N/A

3-Point FG Attempts

N/A

Free Throws


3 vs. Duke (11/18/10)

Free Throw Attempts

4 vs. Duke (11/18/10)

JENNINGS CAREER STATISTICS

Year	GP-GS	FG-FGA	Pct	3FG-FGA	Pct	FT-FTA	Pct	O-D-T (Reb.)	Avg	PF	FO	Ast	TO	Blk	Stl	Pts	Avg
2008-09	30-4	30-77	.390	0-0	.000	11-24	.458	18-30-48	1.6	25	0	34	41	0	16	71	2.4
2009-10	13-0	9-32	.281	0-1	.000	1-4	.250	2-9-11	0.8	9	0	15	14	0	2	19	1.5
2010-11	5-0	4-15	.267	0-0	.000	8-10	.800	5-6-11	2.2	5	0	6	8	0	5	16	3.2
TOTAL	48-4	43-124	.347	0-1	.000	20-38	.526	25-45-70	1.5	39	0	55	63	0	23	106	2.2



Parrisha SIMMONS

#4

Junior • Guard • 6-0

Macon, Ga.

Southwest Macon High School

NOTES:

- Scored season-high 4 points vs. #6 Duke
- Started and totaled five rebounds and two steals in the season-opener vs. Mercer
- A defensive and rebounding specialist
- Started in 22 of 31 games last season, averaging 3.1 points and 5.1 rebounds per game
- Finished the season ninth in the SEC in offensive rebounding with 2.8 per game

Opponent	Start	Min.	FG-A	3PT-A	FT-A	O-D-T	PF	Asst.	TO	Blk.	Stl.	Pts.
MERCER	*	19	0-1	0-0	1-6	4-1-5	1	3	0	0	2	1
FLORIDA STATE	*	13	1-2	0-0	0-0	0-1-1	1	0	0	0	0	2
DUKE	*	12	1-3	0-0	2-4	1-0-1	1	1	1	0	2	4
at South Florida	*	12	0-0	0-0	0-2	0-1-1	2	0	0	0	0	0
vs. Sacred Heart		13	2-3	0-0	1-4	3-1-4	0	2	0	0	1	5
vs. Seton Hall												
SOUTH ALABAMA												
TEMPLE												
at George Washington												
vs. Purdue												
at Chicago State												
ALABAMA A&M												
JACKSONVILLE STATE												
at Alabama												
FLORIDA												
at Vanderbilt												
OLE MISS												
LSU												
at Mississippi State												
TENNESSEE												
SOUTH CAROLINA												
at Kentucky												
MISSISSIPPI STATE												
at LSU												
at Arkansas												
ALABAMA												
at South Carolina												
at Georgia												
KENTUCKY												

SIMMONS CAREER STATISTICS

Year	GP-GS	FG-FGA	Pct	3FG-FGA	Pct	FT-FTA	Pct	O-D-T (Reb.)	Avg	PF	FO	Asst	TO	Blk	Stl	Pts	Avg
2008-09	21-0	9-25	.360	0-0	.000	4-20	.200	20-36-56	2.7	13	0	12	14	4	6	22	1.0
2009-10	31-22	39-89	.435	0-0	.000	17-49	.347	88-71-159	5.1	51	0	34	43	1	16	95	3.1
2010-11	5-4	4-9	.444	0-0	.000	4-16	.250	8-4-12	2.4	5	0	6	1	0	5	12	2.4
TOTAL	57-26	52-123	.423	0-0	.000	25-85	.294	116-111-227	4.0	69	0	52	58	5	27	129	2.3

SEASON HIGHS

Points

5 vs. Sacred Heart (11/26/10)

Rebounds

5 vs. Mercer (11/12/10)

Assists

3 vs. Mercer (11/12/10)

Blocks

N/A

Steals

2 twice, last vs. Duke (11/18/10)

Field Goals

2 vs. Sacred Heart (11/26/10)

Field Goal Attempts

3 twice, last vs. Sacred Heart (11/26/10)

3-Point Field Goals

N/A

3-Point FG Attempts

N/A

Free Throws

1 twice, last vs. Sacred Heart (11/26/10)

Free Throw Attempts

6 vs. Mercer (11/12/10)

CAREER HIGHS

Points

9 twice, last vs. Vanderbilt (1/21/10)

Rebounds

12 vs. George Washington (12/5/09)

Assists

4 vs. Valparaiso (12/28/09)

Blocks

1 5 times, last vs. Ala. A&M (11/17/09)

Steals

2 5 times, last vs. Kentucky (2/28/10)

Field Goals

4 twice, last at N.C. A&T (12/1/09)

Field Goal Attempts

7 vs. George Washington (12/5/09)

3-Point Field Goals

N/A

3-Point FG Attempts

N/A

Free Throws

3 3 times, last vs. Vanderbilt (1/21/10)

Free Throw Attempts

6 3 times, last vs. Mercer (11/12/10)



Blanche ALVERSON

#14

Sophomore • Forward/Center • 6-3

Andalusia, Ala.

Buford (Ga.) High School

NOTES:

- Scored career-high 16 points, shooting 7-of-12 from the field, to lead Auburn against Florida State
- Scored Auburn's first field goal in the new Auburn Arena, a 3-pointer that came 56 seconds into the game against Mercer
- A deep shooting threat, she is also one of the most versatile players on the team because of her size and post skills
- Moved into a starting role by the end of her freshman season, starting 11 of the final 13 games
- Averaged 6.9 points per game, shooting 31.3 percent from beyond the arc

Opponent	Start	Min.	FG-A	3PT-A	FT-A	O-D-T	PF	Ast.	TO	Blk.	St.	Pts.
MERCER	*	25	3-10	3-9	2-2	1-2-3	0	3	2	0	1	11
FLORIDA STATE	*	31	7-12	2-3	0-0	2-0-2	4	0	0	0	1	16
DUKE	*	33	3-10	2-8	1-2	0-7-7	1	2	2	0	1	9
at South Florida	*	29	3-11	2-8	0-0	1-1-2	3	0	1	0	0	8
vs. Sacred Heart	*	18	1-5	0-2	0-0	0-1-1	1	0	2	0	0	2
vs. Seton Hall												
SOUTH ALABAMA												
TEMPLE												
at George Washington												
vs. Purdue												
at Chicago State												
ALABAMA A&M												
JACKSONVILLE STATE												
at Alabama												
FLORIDA												
at Vanderbilt												
OLE MISS												
LSU												
at Mississippi State												
TENNESSEE												
SOUTH CAROLINA												
at Kentucky												
MISSISSIPPI STATE												
at LSU												
at Arkansas												
ALABAMA												
at South Carolina												
at Georgia												
KENTUCKY												

ALVERSON CAREER STATISTICS

Year	GP-GS	FG-FGA	Pct	3FG-FGA	Pct	FT-FTA	Pct	O-D-T (Reb.)	Avg	PF	FO	Ast	TO	Blk	Stl	Pts	Avg
2009-10	31-13	78-218	.358	40-128	.313	19-27	.704	26-92-118	3.8	39	1	51	44	17	15	215	6.9
2010-11	5-5	17-48	.354	9-30	.300	3-4	.750	4-11-15	3.0	9	0	5	7	0	3	46	9.2
TOTAL	36-18	95-266	.357	49-158	.310	22-31	.710	30-103-133	3.7	48	1	56	51	17	18	261	7.3

SEASON HIGHS

Points		
16	vs. Florida State	(11/15/10)
Rebounds		
7	vs. Duke	(11/18/10)
Assists		
3	vs. Mercer	(11/12/10)
Blocks		
		N/A
Steals		
1	3 times, last vs. Duke	(11/18/10)
Field Goals		
7	vs. Florida State	(11/15/10)
Field Goal Attempts		
12	vs. Florida State	(11/15/10)
3-Point Field Goals		
3	vs. Mercer	(11/12/10)
3-Point FG Attempts		
9	vs. Mercer	(11/12/10)
Free Throws		
2	vs. Mercer	(11/12/10)
Free Throw Attempts		
2	twice, last vs. Duke	(11/18/10)

CAREER HIGHS

Points		
16	vs. Florida State	(11/15/10)
Rebounds		
7	6 times, last vs. Duke	(11/18/10)
Assists		
5	twice, last vs. Florida	(3/4/10)
Blocks		
2	4 times, last vs. Kentucky	(3/5/10)
Steals		
2	at Ole Miss	(2/25/10)
Field Goals		
7	vs. Florida State	(11/15/10)
Field Goal Attempts		
13	at Florida	(1/7/10)
3-Point Field Goals		
4	vs. Georgia Southern	(11/24/09)
3-Point FG Attempts		
9	vs. Mercer	(11/12/10)
Free Throws		
4	vs. Kentucky	(2/28/10)
Free Throw Attempts		
4	vs. Kentucky	(2/28/10)



Nicolle THOMAS

#12

Sophomore • Guard • 5-10

Moultrie, Ga.

Colquitt County High School

NOTES:

- Started in seven of the 23 games she played in as a freshman, missed the last leg of the season due to suspension
- Will miss first part of 2010-11 season with an injury
- Can score from anywhere on the floor, averaged 6.1 points per game as a freshman
- Her 27 points at Florida State are the most by an Auburn freshman in 13 years

Opponent	Start	Min.	FG-A	3PT-A	FT-A	O-D-T	PF	Ass.	TO	Blk.	St.	Pts.
MERCER						--- DNP - INJURED ---						
FLORIDA STATE						--- DNP - INJURED ---						
DUKE						--- DNP - INJURED ---						
at South Florida						--- DNP - INJURED ---						
vs. Sacred Heart						--- DNP - INJURED ---						
vs. Seton Hall						--- DNP - INJURED ---						
SOUTH ALABAMA												
TEMPLE												
at George Washington												
vs. Purdue												
at Chicago State												
ALABAMA A&M												
JACKSONVILLE STATE												
at Alabama												
FLORIDA												
at Vanderbilt												
OLE MISS												
LSU												
at Mississippi State												
TENNESSEE												
SOUTH CAROLINA												
at Kentucky												
MISSISSIPPI STATE												
at LSU												
at Arkansas												
ALABAMA												
at South Carolina												
at Georgia												
KENTUCKY												

THOMAS CAREER STATISTICS

Year	GP-GS	FG-FGA	Pct	3FG-FGA	Pct	FT-FTA	Pct	O-D-T (Reb.)	Avg	PF	FO	Ass	TO	Blk	Stl	Pts	Avg
2009-10	23-7	47-144	.326	23-63	.365	23-28	.821	12-28-40	1.7	28	0	14	47	1	12	140	6.1
TOTAL	23-7	47-144	.326	23-63	.365	23-28	.821	12-28-40	1.7	28	0	14	47	1	12	140	6.1

CAREER HIGHS

Points	27	at Florida State	(11/27/09)
Rebounds	6	at Florida	(1/7/10)
Assists	2	twice, last vs. Arkansas	(2/11/10)
Blocks	1	twice, last vs. Liberty	(12/15/09)
Steals	3	vs. Florida A&M	(11/28/09)
Field Goals	8	at Florida State	(11/27/09)
Field Goal Attempts	20	at Florida State	(11/27/09)
3-Point Field Goals	5	at Florida State	(11/27/09)
3-Point FG Attempts	13	at Florida State	(11/27/09)
Free Throws	6	twice, last at Florida State	(11/27/09)
Free Throw Attempts	6	twice, last at Florida State	(11/27/09)



Morgan TOLES

#1

Sophomore • Guard • 5-9

Fayetteville, Ga.

Sandy Creek High School

NOTES:

- Scored in doubles figures in two of Auburn's first three games this season
- Ranks 6th all-time at Auburn in career assists per game with 4.5
- Named to the SEC All-Freshman Team last season
- Moved into the starting point guard position after Morgan Jennings was injured
- Started 28 of 29 games at point guard, tallying 4.4 assists per game
- Her 128 assists tie for third all-time among Auburn freshmen
- Was the top-ranked freshman in the SEC in assists and assist-to-turnover ratio

Opponent	Start	Min.	FG-A	3PT-A	FT-A	O-D-T	PF	Asst.	TO	Blk.	Stl.	Pts.
MERCER	*	27	1-5	0-0	0-0	1-5-6	1	6	1	0	0	2
FLORIDA STATE	*	34	7-14	0-0	1-4	1-2-3	1	7	4	0	3	15
DUKE	*	28	5-10	0-0	2-4	2-0-2	3	5	4	0	2	12
at South Florida	*	27	0-4	0-1	3-4	0-2-2	1	3	1	0	0	3
vs. Sacred Heart	*	22	4-7	0-0	0-0	3-1-4	2	0	2	0	0	8
vs. Seton Hall												
SOUTH ALABAMA												
TEMPLE												
at George Washington												
vs. Purdue												
at Chicago State												
ALABAMA A&M												
JACKSONVILLE STATE												
at Alabama												
FLORIDA												
at Vanderbilt												
OLE MISS												
LSU												
at Mississippi State												
TENNESSEE												
SOUTH CAROLINA												
at Kentucky												
MISSISSIPPI STATE												
at LSU												
at Arkansas												
ALABAMA												
at South Carolina												
at Georgia												
KENTUCKY												

SEASON HIGHS

Points		
15	vs. Florida State	(11/15/10)
Rebounds		
6	vs. Mercer	(11/12/10)
Assists		
7	vs. Florida State	(11/15/10)
Blocks		
		N/A
Steals		
3	vs. Florida State	(11/15/10)
Field Goals		
7	vs. Florida State	(11/15/10)
Field Goal Attempts		
14	vs. Florida State	(11/15/10)
3-Point Field Goals		
		N/A
3-Point FG Attempts		
		N/A
Free Throws		
1	vs. Florida State	(11/15/10)
Free Throw Attempts		
4	twice, last vs. Duke	(11/18/10)

CAREER HIGHS

Points		
17	at LSU	(1/10/10)
Rebounds		
6	3 times, last vs. Mercer	(11/12/10)
Assists		
10	vs. Georgia	(1/31/10)
Blocks		
1	Twice, last vs. Kentucky	(3/5/10)
Steals		
3	twice, last vs. Florida State	(11/15/10)
Field Goals		
7	twice, last vs. Florida State	(11/15/10)
Field Goal Attempts		
15	at Florida	(1/7/10)
3-Point Field Goals		
1	at LSU	(1/10/10)
3-Point FG Attempts		
1	6 times, last vs. USC	(2/4/10)
Free Throws		
4	vs. LSU	(2/14/10)
Free Throw Attempts		
6	at Florida	(1/7/10)

TOLES CAREER STATISTICS

Year	GP-GS	FG-FGA	Pct	3FG-FGA	Pct	FT-FTA	Pct	O-D-T (Reb.)	Avg	PF	FO	Asst	TO	Blk	Stl	Pts	Avg
2009-10	29-28	94-223	.422	1-6	.167	31-58	.534	23-66-89	3.1	51	0	128	101	2	28	220	7.6
2010-11	5-5	17-40	.425	0-1	.000	6-12	.500	7-10-17	3.4	8	0	21	12	0	5	40	8.0
TOTAL	34-33	111-263	.422	1-7	.143	37-70	.529	30-76-106	3.1	59	0	149	113	2	33	260	7.6



Pascale WEST

#20

Sophomore • Center • 6-8

LaGrange, Ga.

Troup County Comprehensive High School

NOTES:

- Came off the bench in the season-opener vs. Mercer, tying her career high with 4 points
- Is the tallest player in the SEC
- Saw limited action in 24 games as a freshman, averaging 0.8 points and 1.3 rebounds per game
- Averaged 0.9 blocks per game, ranking 12th in the SEC
- Her 22 blocks rank her ninth all-time among Auburn freshmen

Opponent	Start	Min.	FG-A	3PT-A	FT-A	O-D-T	PF	Ass.	TO	Blk.	St.	Pts.
MERCER		8	2-3	0-0	0-0	0-1-1	4	0	0	0	0	4
FLORIDA STATE		2	0-0	0-0	0-0	0-0-0	0	0	0	0	0	0
DUKE		3	1-1	0-0	0-0	0-0-0	0	0	0	0	0	2
at South Florida						--- DNP - COAHCES' DECISION ---						
vs. Sacred Heart		5	0-1	0-0	0-2	0-0-0	1	0	0	0	0	0
vs. Seton Hall												
SOUTH ALABAMA												
TEMPLE												
at George Washington												
vs. Purdue												
at Chicago State												
ALABAMA A&M												
JACKSONVILLE STATE												
at Alabama												
FLORIDA												
at Vanderbilt												
OLE MISS												
LSU												
at Mississippi State												
TENNESSEE												
SOUTH CAROLINA												
at Kentucky												
MISSISSIPPI STATE												
at LSU												
at Arkansas												
ALABAMA												
at South Carolina												
at Georgia												
KENTUCKY												

SEASON HIGHS

Points		
4	vs. Mercer	(11/12/10)
Rebounds		
1	vs. Mercer	(11/12/10)
Assists		N/A
Blocks		N/A
Steals		N/A
Field Goals		
2	vs. Mercer	(11/12/10)
Field Goal Attempts		
3	vs. Mercer	(11/12/10)
3-Point Field Goals		N/A
3-Point FG Attempts		N/A
Free Throws		N/A
Free Throw Attempts		
2	vs. Sacred Heart	(11/26/10)

CAREER HIGHS

Points		
4	3 times, last vs. Mercer	(11/12/10)
Rebounds		
5	vs. Alabama A&M	(11/19/09)
Assists		
1	twice, last at N.C. A&T	(12/1/09)
Blocks		
7	vs. Alabama A&M	(11/19/09)
Steals		
1	6 times, last vs. Kentucky	(2/28/10)
Field Goals		
2	3 times, last vs. Mercer	(11/12/10)
Field Goal Attempts		
4	at North Carolina A&T	(12/1/09)
3-Point Field Goals		N/A
3-Point FG Attempts		N/A
Free Throws		
1	4 times, last vs. Florida A&M	(11/28/09)
Free Throw Attempts		
4	vs. Florida A&M	(11/28/09)

WEST CAREER STATISTICS

Year	GP-GS	FG-FGA	Pct	3FG-FGA	Pct	FT-FTA	Pct	O-D-T (Reb.)	Avg	PF	FO	Ass	TO	Blk	Stl	Pts	Avg
2009-10	24-0	7-15	.467	0-0	.000	4-11	.364	9-23-32	1.3	31	0	5	14	22	6	18	0.8
2010-11	4-0	3-5	.600	0-0	.000	0-2	.000	0-1-1	0.3	5	0	0	0	0	0	6	1.5
TOTAL	28-0	10-20	.500	0-0	.000	4-13	.308	9-24-33	1.2	36	0	5	14	22	6	24	0.9



Peyton DAVIS

#34

Freshman • Center • 6-5

Birmingham, Ala.

Mortimer Jordan High School

NOTES:

- Came off the bench, scoring 3 points with a block vs. Mercer in the season-opener
- A two-sport star athlete in high school, also fielded several NCAA Division I volleyball offers
- Ranked as the 27th-best post prospect in the nation by ESPN HoopGurlz
- Holds a black belt in Taekwondo
- Older brother Dylan is a sophomore at Auburn and competes on the crew team

Opponent	Start	Min.	FG-A	3PT-A	FT-A	O-D-T	PF	Ast.	TO	Blk.	St.	Pts.
MERCER	3		0-1	0-0	3-4	0-0-0	2	0	0	1	0	3
FLORIDA STATE	1		0-0	0-0	0-0	0-0-0	0	0	0	0	0	0
DUKE	2		0-0	0-0	0-0	0-0-0	2	0	0	0	0	0
at South Florida	4		0-1	0-0	0-0	1-2-3	1	0	1	0	0	0
vs. Sacred Heart	3		0-1	0-0	0-0	0-0-0	0	0	0	0	0	0
vs. Seton Hall												
SOUTH ALABAMA												
TEMPLE												
at George Washington												
vs. Purdue												
at Chicago State												
ALABAMA A&M												
JACKSONVILLE STATE												
at Alabama												
FLORIDA												
at Vanderbilt												
OLE MISS												
LSU												
at Mississippi State												
TENNESSEE												
SOUTH CAROLINA												
at Kentucky												
MISSISSIPPI STATE												
at LSU												
at Arkansas												
ALABAMA												
at South Carolina												
at Georgia												
KENTUCKY												

DAVIS CAREER STATISTICS

Year	GP-GS	FG-FGA	Pct	3FG-FGA	Pct	FT-FTA	Pct	O-D-T (Reb.)	Avg	PF	FO	Ast	TO	Blk	Stl	Pts	Avg
2010-11	5-0	0-3	.000	0-0	.000	3-4	.750	1-2-3	0.6	5	0	0	1	1	0	3	0.6
TOTAL	5-0	0-3	.000	0-0	.000	3-4	.750	1-2-3	0.6	5	0	0	1	1	0	3	0.6

CAREER HIGHS

Points

3 vs. Mercer (11/12/10)

Rebounds

3 at South Florida (11/22/10)

Assists

N/A

Blocks

1 vs. Mercer (11/12/10)

Steals

N/A

Field Goals

N/A

Field Goal Attempts

1 vs. Mercer (11/12/10)

3-Point Field Goals

N/A

3-Point FG Attempts


N/A

Free Throws

3 vs. Mercer (11/12/10)

Free Throw Attempts

4 vs. Mercer (11/12/10)



Camille GLYMPH

#22

Freshman • Guard • 5-10

Greenville, S.C.

J.L. Mann High School

NOTES:

- Ranked as the No. 52 overall prospect in the country and No. 13 guard prospect by ESPN HoopGurlz
- Led her high school to two state championships
- Nominated to McDonald's All-America High School game

Opponent	Start	Min.	FG-A	3PT-A	FT-A	O-D-T	PF	Ast.	TO	Blk.	St.	Pts.
MERCER						--- DNP - INJURED ---						
FLORIDA STATE						--- DNP - INJURED ---						
DUKE						--- DNP - INJURED ---						
at South Florida						--- DNP - INJURED ---						
vs. Sacred Heart						--- DNP - INJURED ---						
vs. Seton Hall												
SOUTH ALABAMA												
TEMPLE												
at George Washington												
vs. Purdue												
at Chicago State												
ALABAMA A&M												
JACKSONVILLE STATE												
at Alabama												
FLORIDA												
at Vanderbilt												
OLE MISS												
LSU												
at Mississippi State												
TENNESSEE												
SOUTH CAROLINA												
at Kentucky												
MISSISSIPPI STATE												
at LSU												
at Arkansas												
ALABAMA												
at South Carolina												
at Georgia												
KENTUCKY												



Courtney STRAIN

#11

Freshman • Guard • 5-9

Woodland, Ala.

Woodland High School

NOTES:

- Scored 3 points with 2 rebounds in collegiate debut vs. Mercer
- Broke the Alabama state scoring record as a junior, finished her career with 5,283 points - more than 1,000 than her nearest competitor
- Twice led the nation in scoring
- Was also a varsity cheerleader for six years, serving as captain as a senior
- Graduated as salutatorian of her graduating class

Opponent	Start	Min.	FG-A	3PT-A	FT-A	O-D-T	PF	Ast.	TO	Blk.	St.	Pts.
MERCER	7		1-3	1-1	0-0	1-1-2	0	0	1	0	1	3
FLORIDA STATE	4		1-1	0-0	0-0	0-1-1	1	0	1	0	0	2
DUKE	6		0-0	0-0	0-0	0-0-0	0	0	0	0	0	0
at South Florida						---	DNP - COACHES' DECISION ---					
vs. Sacred Heart	15		0-6	0-3	3-6	0-0-0	1	0	1	0	1	3
vs. Seton Hall												
SOUTH ALABAMA												
TEMPLE												
at George Washington												
vs. Purdue												
at Chicago State												
ALABAMA A&M												
JACKSONVILLE STATE												
at Alabama												
FLORIDA												
at Vanderbilt												
OLE MISS												
LSU												
at Mississippi State												
TENNESSEE												
SOUTH CAROLINA												
at Kentucky												
MISSISSIPPI STATE												
at LSU												
at Arkansas												
ALABAMA												
at South Carolina												
at Georgia												
KENTUCKY												

STRAIN CAREER STATISTICS

Year	GP-GS	FG-FGA	Pct	3FG-FGA	Pct	FT-FTA	Pct	O-D-T (Reb.)	Avg	PF	FO	Ast	TO	Blk	Stl	Pts	Avg
2010-11	4-0	2-10	.200	1-4	.250	3-6	.500	1-2-3	0.8	2	0	0	3	0	2	8	2.0
TOTAL	4-0	2-10	.200	1-4	.250	3-6	.500	1-2-3	0.8	2	0	0	3	0	2	8	2.0

CAREER HIGHS

Points

3 twice, last vs. Sacred Heart (11/26/10)

Rebounds

2 vs. Mercer (11/12/10)

Assists

N/A

Blocks

1 vs. Mercer (11/12/10)

Steals

1 twice, last vs. Sacred Heart (11/26/10)

Field Goals

1 twice, last vs. Florida State (11/15/10)

Field Goal Attempts

6 vs. Sacred Heart (11/26/10)

3-Point Field Goals

1 vs. Mercer (11/12/10)

3-Point FG Attempts


3 vs. Sacred Heart (11/26/10)

Free Throws

3 vs. Sacred Heart (11/26/10)

Free Throw Attempts

6 vs. Sacred Heart (11/26/10)



Tyrese TANNER

#32

Freshman • Forward • 6-2

Birmingham, Ala.

Hoover High School

NOTES:

- Scored season-high 10 points in 21 minutes against Sacred Heart, also tallied three steals
- Knocked down two 3-pointers for a season-high 6 points vs. #6 Duke
- Scored 4 points with 3 rebounds in collegiate debut vs. Mercer
- Ranked as the No. 75 overall prospect and No. 13 wing prospect in the country by ESPN HoopGurlz
- Selected to McDonald's All-America gamem but sat out because of injury
- Named Alabama 6A Player of the Year as a senior

Opponent	Start	Min.	FG-A	3PT-A	FT-A	O-D-T	PF	Ass.	TO	Blk.	St.	Pts.
MERCER	10		1-7	1-4	1-2	2-1-3	1	2	1	1	0	4
FLORIDA STATE	2		0-2	0-0	0-0	1-0-1	0	0	0	0	1	0
DUKE	8		2-4	2-4	0-0	0-1-1	1	0	1	0	0	6
at South Florida	19		1-3	0-0	0-0	1-2-3	4	3	1	1	0	2
vs. Sacred Heart	21		4-8	0-2	2-3	1-1-2	1	0	1	0	3	10
vs. Seton Hall												
SOUTH ALABAMA												
TEMPLE												
at George Washington												
vs. Purdue												
at Chicago State												
ALABAMA A&M												
JACKSONVILLE STATE												
at Alabama												
FLORIDA												
at Vanderbilt												
OLE MISS												
LSU												
at Mississippi State												
TENNESSEE												
SOUTH CAROLINA												
at Kentucky												
MISSISSIPPI STATE												
at LSU												
at Arkansas												
ALABAMA												
at South Carolina												
at Georgia												
KENTUCKY												

TANNER CAREER STATISTICS

Year	GP-GS	FG-FGA	Pct	3FG-FGA	Pct	FT-FTA	Pct	O-D-T (Reb.)	Avg	PF	FO	Ass	TO	Blk	Stl	Pts	Avg
2010-11	5-0	8-24	.333	3-10	.300	3-5	.600	5-5-10	2.0	7	0	5	4	2	4	22	4.4
TOTAL	5-0	8-24	.333	3-10	.300	3-5	.600	5-5-10	2.0	7	0	5	4	2	4	22	4.4

CAREER HIGHS

Points

10 vs. Sacred Heart (11/26/10)

Rebounds

3 twice, last at South Florida (11/22/10)

Assists

3 at South Florida (11/22/10)

Blocks

1 twice, last at South Florida (11/22/10)

Steals

3 vs. Sacred Heart (11/26/10)

Field Goals

4 vs. Sacred Heart (11/26/10)

Field Goal Attempts

8 vs. Sacred Heart (11/26/10)

3-Point Field Goals

2 vs. Duke (11/18/10)

3-Point FG Attempts

4 twice, last vs. Duke (11/18/10)

Free Throws

2 vs. Sacred Heart (11/26/10)

Free Throw Attempts

3 vs. Sacred Heart (11/26/10)



Jassany WILLIAMS

#25

Freshman • Forward • 6-2

Davie, Fla.

Nova High School

NOTES:

- Has played at least 10 minutes per game in the first four games, emerging as the first player off the bench
- Ranked as the No. 59 overall prospect and No. 7 post prospect in the country by ESPN HoopGurlz
- Led her high school to first-ever state championship appearance, finishing runner-up
- Runner-up for Florida 5A Player of the Year

Opponent	Start	Min.	FG-A	3PT-A	FT-A	O-D-T	PF	Ast.	TO	Blk.	St.	Pts.
MERCER	18		4-13	0-0	1-2	5-1-6	3	0	1	2	2	9
FLORIDA STATE	26		2-6	0-0	1-2	1-2-3	5	0	3	2	3	5
DUKE	16		0-2	0-0	0-0	1-1-2	1	0	2	0	0	0
at South Florida	10		1-6	0-0	0-0	2-1-3	1	0	2	0	0	2
vs. Sacred Heart	8		0-3	0-0	0-0	0-2-2	2	0	0	0	0	0
vs. Seton Hall												
SOUTH ALABAMA												
TEMPLE												
at George Washington												
vs. Purdue												
at Chicago State												
ALABAMA A&M												
JACKSONVILLE STATE												
at Alabama												
FLORIDA												
at Vanderbilt												
OLE MISS												
LSU												
at Mississippi State												
TENNESSEE												
SOUTH CAROLINA												
at Kentucky												
MISSISSIPPI STATE												
at LSU												
at Arkansas												
ALABAMA												
at South Carolina												
at Georgia												
KENTUCKY												

WILLIAMS CAREER STATISTICS

Year	GP-GS	FG-FGA	Pct	3FG-FGA	Pct	FT-FTA	Pct	O-D-T (Reb.)	Avg	PF	FO	Ast	TO	Blk	Stl	Pts	Avg
2010-11	5-0	7-30	.233	0-0	.000	2-4	.500	9-7-16	3.2	12	1	0	8	4	5	16	3.2
TOTAL	5-0	7-30	.233	0-0	.000	2-4	.500	9-7-16	3.2	12	1	0	8	4	5	16	3.2

CAREER HIGHS

Points

9 vs. Mercer (11/12/10)

Rebounds

6 vs. Mercer (11/12/10)

Assists

N/A

Blocks

2 twice, last vs. Florida State (11/15/10)

Steals

3 vs. Florida State (11/15/10)

Field Goals

4 vs. Mercer (11/12/10)

Field Goal Attempts

13 vs. Mercer (11/12/10)

3-Point Field Goals

N/A

3-Point FG Attempts

N/A

Free Throws

1 twice, last vs. Florida State (11/15/10)

Free Throw Attempts

2 twice, last vs. Florida State (11/15/10)

Game 2: Nov. 15, 2010
Auburn 61, #16/14 Florida State 67
Auburn Arena
Auburn, Ala.

Game 3: Nov. 18, 2010
Auburn 62, #6/6 Duke 75
Auburn Arena
Auburn, Ala.

Official Basketball Box Score -- Game Totals -- Final Statistics

Duke vs Auburn

11-18-10 6 p.m. CT at Auburn, Ala. - Auburn Arena

VISITORS: Duke (3-0)

#	Player	fg-fga	3fg-3fga	ft-ftr	of	de	tot	pf	tp	a	to	blk	s	min
13	Christmas, Korima*	4-8	1-4	1-1	1	2	3	1	10	0	1	1	1	32
24	Scheer, Kathleen*	0-5	0-1	0-0	3	1	4	2	0	0	0	1	1	13
34	Thomas, Krystal*	5-6	0-0	1-2	4	3	7	3	11	0	3	0	2	26
4	Wells, Chloe*	2-6	1-3	0-0	0	0	0	1	5	1	2	0	3	22
05	Thomas, Jasmine*	7-13	1-4	1-2	0	2	2	3	16	5	3	1	3	35
32	Selby, Shay	1-1	0-0	0-0	0	2	2	2	2	2	2	0	0	12
12	Groy, Chelsea	3-6	1-3	6-6	0	2	2	0	13	1	3	0	3	14
15	Jackson, Richa	0-1	0-1	0-0	0	1	1	0	0	0	0	0	0	2
32	Liston, Tricia	2-4	0-2	0-0	0	0	0	4	0	0	0	0	0	4
33	Peters, Haley	5-9	0-0	0-0	2	4	6	5	10	1	2	0	1	20
43	Venerney, Allison	1-1	0-0	2-2	2	1	3	2	4	0	1	2	1	20
	TEAM					1	1							
	Totals.....	30-60	4-18	11-12	13	19	31	19	75	10	17	5	15	200

HOME: Auburn (1-2)

#	Player	fg	fga	3fg	3fga	ft	fta	of	de	tot	pf	tp	a	to	blk	s	min
14	Alverson, Blanche*	3-10	2-8	1-2	0	7	7	1	9	2	2	0	1	33			
21	Greenleaf, Jordan*	3-8	0-2	2-4	3	6	3	8	0	4	0	1	38				
01	Toles, Morgan*	5-10	0-0	2-4	2	0	2	3	12	5	4	0	28				
04	Simmmons, Parrisha*	1-3	0-0	2-4	1	0	1	4	1	1	0	2	12				
05	Smalley, Allie*	3-4	2-3	4-4	1	2	3	12	3	4	0	26					
02	Jennings, Morgan	1-3	0-0	3-4	0	2	2	5	1	3	0	16					
11	Strain, Courtney	0-0	0-0	0-0	0	0	0	0	0	0	0	6					
20	West, Pascale	1-1	0-0	0-0	0	0	0	2	0	0	0	3					
23	Hilliard, Chantel	1-5	0-0	2-2	3	1	4	1	4	1	0	12					
25	Williams, Jassany	0-2	0-0	0-0	1	2	1	0	0	2	0	16					
32	Tanner, Tyrese	2-4	2-4	0-0	1	1	1	6	0	1	0	8					
34	Davis, Peyton	0-0	0-0	0-0	0	0	0	2	0	0	0	2					
	TEAM				2	1	3										
	Totals.....	20-50	6-17	16-24	13	18	31	17	62	13	21	0	8	200			

Officials: Lisa Mattingly (R), Beverly Roberts, Cameron Inouye

Technical fouls: Duke-None, Auburn-None.

Attendance: 3188

AUBURN — After trailing by as many as 16 points, Auburn was able to cut sixth-ranked Duke's lead to seven in the final minute, but it was not enough as the Blue Devils pulled out the 75-62 win over the Tigers Nov. 18 at Auburn Arena.

Senior Alli Smalley and sophomore Morgan Toles led the Tigers in the loss, scoring 12 points each. Sophomore Blanche Alverson scored nine points with a team-high seven rebounds.

The teams traded the lead to start the game before Duke finished off the half on a 13-4 run, turning a one-point lead with 5:12 to go into a 10-point, 39-29, lead at halftime. The Blue Devils led by as many as 14 points during the run.

Auburn was able to break the Duke lead into single-digits a handful of times during the second half. The closest Auburn came to a comeback was at the 15:05 mark as Smalley connected on 3-pointer to bring the Tigers within six. However, a stingy Duke defense turned up the heat by forcing five turnovers, opening up an 8-0 run to extend its lead to 56-42.

The Tigers fought back, cutting the Duke lead to seven with 51 seconds left on the clock, but the Blue Devils were able to break the Auburn press for layups, extending their lead for the 75-62 win.

Jasmine Thomas led the Blue Devils with 16 points with four others scoring in double digits. Krystal Thomas led Duke on the boards with seven.

Game 4: Nov. 22, 2010
Auburn 49, South Florida 67
Sun Dome
Tampa, Fla.

Official Basketball Box Score -- Game Totals -- Final Statistics

Auburn vs South Florida

11-22-10 7 P.M at USF Sun Dome, Tampa, Fla.

VISITORS: Auburn (1-3)

#	Player	rebounds										s	min
		fg-fga	3fg-fga	ft-fa	of	de	tot	pf	tp	a	to	blk	
14	Alverson, Blanche*	3-11	2-8	0-0	1	1	2	3	8	0	1	0	29
21	Greenleaf, Jordan*	5-13	0-0	3-4	7	3	10	0	13	1	3	1	38
01	Toles, Morgan*	0-4	0-1	3-4	0	2	2	1	3	3	1	0	27
04	Simmons, Parrisha*	0-0	0-0	0-2	0	1	1	2	0	0	0	0	12
05	Smalley, Alli*	1-11	0-4	2-3	0	0	0	2	4	0	0	0	22
02	Jennings, Morgan	0-4	0-0	1-2	2	1	3	1	2	1	0	0	16
23	Hilliard, Chantel	7-9	0-0	2-2	4	3	7	1	16	0	0	0	23
25	Williams, Jossany	1-6	0-0	0-0	2	1	3	1	2	0	2	0	10
32	Tanner, Tyrese	1-3	0-0	0-0	1	2	3	4	2	3	1	1	19
34	Davis, Peyton	0-1	0-0	0-0	1	2	3	1	0	0	1	0	4
TEAM						4		1		5			
Totals.....		18-62	2-13	11-17	22	17	39	16	49	9	10	2	1 200

HOME: South Florida (3-2)

#	Player	rebounds										s	min
		fg-fga	3fg-fga	ft-fa	of	de	tot	pf	tp	a	to	blk	
04	CONNER, Tiffany*	2-4	1-2	2-2	1	3	4	2	7	3	2	1	0 22
11	GRANT, Porche*	4-5	0-0	0-0	1	6	7	3	8	0	3	4	1 30
01	WYNNE, Jasmine*	1-2	0-0	2-3	1	4	5	3	4	3	2	1	1 30
03	SAUNDERS, Kaneisha*	2-8	1-2	0-0	0	1	1	5	7	1	0	2	32
21	SMITH, Andrea*	12-22	8-13	1-2	2	3	5	2	33	2	1	0	0 38
02	DOOMES-STEPHENS, L.	0-1	0-1	0-0	1	0	1	2	0	0	0	0	12
12	SMITH, Andreell	0-2	0-1	0-1	0	2	2	1	0	4	0	0	15
22	FLOWERS, Aleshia	0-0	0-0	0-0	0	1	1	0	0	0	0	0	0+
30	EKSTROM, Salla	0-0	0-0	0-0	0	0	0	0	0	0	0	0	0+
32	MC DONALD, Akila	0-0	0-0	0-1	2	2	4	1	0	0	1	1	0 10
33	CARL, Daleisha	5-5	0-0	0-0	0	1	1	0	10	2	1	0	0 11
TEAM						1		3		4			
Totals.....		26-49	10-19	5-9	9	26	35	15	67	21	11	7	4 200

Officials: Dennis DeMayo, Luis Gonzalez, Amy Bonner

Technical fouls: Auburn-None. USF-None.

Attendance: 1106

Score by Periods	1st	2nd	Total
Auburn	24	25	49
South Florida	36	31	67

TAMPA - Playing on the road for the first time this season, the Auburn women's basketball team struggled from the field, shooting 29 percent, as South Florida pulled out the 67-49 win. Junior Chantel Hilliard scored 16 points off the bench to lead the Tigers in the loss.

South Florida scored 22 of the first 25 points of the game, taking a 22-3 lead with 12:01 to go in the first half. The Tigers were able to get back on their feet, out-scoring USF 21-14 during the rest of the period to cut the Bull lead to 12 at halftime, 36-24.

Auburn came out of the locker room on a mission, scoring the first eight points, four from Hilliard, to cut the lead to four in the first three minutes of the second half, forcing USF to call at timeout at the 17:23 mark. That would be as close as the Tigers would come, though, as the Bulls came out of the timeout scoring the next four points to put its lead back to eight.

Led by 10 second-half points each from Hilliard and senior Jordan Greenleaf, Auburn was able to keep the South Florida lead in single digits for most of the remainder of the half.

A Hilliard layup cut the lead to seven with 7:58 to play, but that is as close as Auburn would get in the final minutes as USF's Andrea Smith answered with a 3-pointer, one of her eight on the night, to build the lead back to 10 with 6:47 to go.

Smith's 3-pointer opened up a 16-5 USF run to finish the game, building the lead back to as much as 19 points as the Bulls cruised to the 67-49 win. Smith would go on to score a game-high 33 points.

Game 5: Nov. 26, 2010
Auburn 53, Sacred Heart 65
St. Georges High School
Freeport, Bahamas
Junkanoo Jam

Official Basketball Box Score -- Game Totals -- Final Statistics

Sacred Heart vs Auburn

11-26-10 1 p.m. at Freeport, Bahamas

VISITORS: Sacred Heart (2-2)

#	Player	rebounds										s	min
		fg-fga	3fg-fga	ft-fa	of	de	tot	pf	tp	a	to	blk	
01	NORMAN, Ericka*	1-4	1-3	2-2	2	3	5	2	5	2	2	0	3 24
03	EVANS, Kiley*	4-8	0-0	5-9	3	3	6	2	13	0	7	1	1 33
15	MERRIMAN, Morgan*	2-3	0-0	1-1	1	1	2	4	5	1	4	1	0 32
20	TAYLOR, Callan*	5-10	3-6	0-0	0	6	6	5	13	2	5	0	2 24
35	APO, Alisa*	6-12	2-4	1-2	2	4	6	2	15	0	7	0	1 33
04	COSGROVE, Maggie	4-6	2-3	0-0	0	2	2	2	10	3	2	0	0 26
23	REILLY, Maureen	2-4	0-1	0-0	0	5	5	2	4	1	0	1	0 25
32	CAMPBELL, Alexis	0-0	0-0	0-0	0	1	1	0	0	0	0	0	0 3
TEAM						9		9					
Totals.....		24-47	8-17	9-14	8	34	42	19	65	9	27	3	7 200

HOME: Auburn (1-4)

#	Player	rebounds										s	min
		fg-fga	3fg-fga	ft-fa	of	de	tot	pf	tp	a	to	blk	
01	Toles, Morgan*	4-7	0-0	0-0	3	1	4	2	8	0	2	0	0 22
05	Smalley, Alli*	5-13	2-5	0-0	1	4	5	1	12	1	2	0	2 28
14	Alverson, Blanche*	1-5	0-2	0-0	0	1	1	1	2	0	2	0	0 18
21	Greenleaf, Jordan*	1-7	0-0	2-4	6	1	7	2	4	4	3	1	1 32
23	Hilliard, Chantel*	2-5	0-0	1-2	1	2	3	0	5	1	2	0	0 19
02	Jennings, Morgan	1-5	0-0	2-2	1	1	2	1	4	0	2	0	1 15
04	Simmons, Parrisha	2-3	0-0	1-4	3	1	4	0	5	2	0	0	1 13
11	Strain, Courtney	0-6	0-3	3-6	0	0	0	1	3	0	1	0	1 15
20	West, Pascale	0-1	0-0	0-2	0	0	0	1	0	0	0	0	0 5
25	Williams, Jossany	0-3	0-0	0-0	0	2	2	0	0	0	0	0	0 9
32	Tanner, Tyrese	4-8	0-2	2-3	1	1	2	1	10	0	1	0	3 21
34	Davis, Peyton	0-1	0-0	0-0	0	0	0	0	0	0	0	0	0 3
TEAM						4		4					
Totals.....		20-64	2-12	11-23	16	18	34	12	53	8	15	1	9 200

Officials: Joanne Aldridge, Wesley Dean, Shelly Nakasone

Technical fouls: Sacred Heart-None. Auburn-None.

Attendance:

Score by Periods	1st	2nd	Total
Sacred Heart	38	27	65
Auburn	18	35	53

First Game of 2010 Junkanoo Jam

FREEPORT, Bahamas - The Auburn women's basketball team struggled from the field Nov. 26, shooting 31.3 percent as the Tigers fell to Sacred Heart, 65-53, in the first game of the 2010 Junkanoo Jam in Freeport, Bahamas.

Senior Alli Smalley led the Tigers in scoring with 12 points while freshman Tyrese Tanner came off the bench for 10 points and three steals. Jordan Greenleaf pulled down a team-high seven rebounds.

After playing only six minutes in the first half, Tanner came off the bench and played 15 of the 20 minutes in the second half, scoring all 10 of her points in the period. She was also big in the Auburn press, forcing three turnovers late in the game.

After taking a 38-18 lead at halftime, Sacred Heart came out on fire in the second half, extending its lead to 32 with 9:27 left thanks 23-11 run to open the half. Auburn responded by turning on its defense in the last nine minutes, forcing 12 turnovers while holding the Pioneers to only four points.

The run allowed Auburn to cut the Sacred Heart lead to 12, down from 32, by the end of the game, but it was cut short as the Tigers lost, 65-53.

For the game, Auburn forced 27 Pioneer turnovers, gathering nine steals, but the Tigers lost the rebounding battle, 42-34. Sacred Heart shot 51.1 percent for the game and 47.1 percent of its free throws.

Season Statistics

Auburn Women's Basketball
Auburn Combined Team Statistics (as of Nov 26, 2010)
All games

RECORD:	OVERALL	HOME	AWAY	NEUTRAL
ALL GAMES	1-4	1-2	0-1	0-1
CONFERENCE	0-0	0-0	0-0	0-0
NON-CONFERENCE	1-4	1-2	0-1	0-1

##	Player	gp-gs	min	avg	Total		3-Point		F-Throw		Rebounds				pf	dq	a	to	blk	stl	pts	avg
					fg-fga	fg%	3fg-fga	3fg%	ft-fa	ft%	off	def	tot	avg								
21	Greenleaf, Jordan	5-5	177	35.4	20-50	.400	1-4	.250	15-22	.682	25	19	44	8.8	11	0	7	15	5	9	56	11.2
05	Smalley, Alli	5-5	135	27.0	17-58	.293	6-23	.261	10-13	.769	3	11	14	2.8	9	0	8	14	2	5	50	10.0
14	Alverson, Blanche	5-5	136	27.2	17-48	.354	9-30	.300	3-4	.750	4	11	15	3.0	9	0	5	7	0	3	46	9.2
01	Toles, Morgan	5-5	138	27.6	17-40	.425	0-1	.000	6-12	.500	7	10	17	3.4	8	0	21	12	0	5	40	8.0
23	Hilliard, Chantel	5-1	73	14.6	12-22	.545	0-0	.000	5-6	.833	8	9	17	3.4	3	0	2	3	1	2	29	5.8
32	Tanner, Tyrese	5-0	60	12.0	8-24	.333	3-10	.300	3-5	.600	5	5	10	2.0	7	0	5	4	2	4	22	4.4
25	Williams, Jassany	5-0	79	15.8	7-30	.233	0-0	.000	2-4	.500	9	7	16	3.2	12	1	0	8	4	5	16	3.2
02	Jennings, Morgan	5-0	70	14.0	4-15	.267	0-0	.000	8-10	.800	5	6	11	2.2	5	0	6	8	0	5	16	3.2
04	Simmons, Parrisha	5-4	69	13.8	4-9	.444	0-0	.000	4-16	.250	8	4	12	2.4	5	0	6	1	0	5	12	2.4
11	Strain, Courtney	4-0	32	8.0	2-10	.200	1-4	.250	3-6	.500	1	2	3	0.8	2	0	0	3	0	2	8	2.0
20	West, Pascale	4-0	18	4.5	3-5	.600	0-0	.000	0-2	.000	0	1	1	0.3	5	0	0	0	0	0	6	1.5
34	Davis, Peyton	5-0	13	2.6	0-3	.000	0-0	.000	3-4	.750	1	2	3	0.6	5	0	0	1	1	0	3	0.6
Team											10	12	22									
Total.....		5	1000		111-314	.354	20-72	.278	62-104	.596	86	99	185	37.0	81	1	60	76	15	45	304	60.8
Opponents.....		5	1000		123-271	.454	36-92	.391	53-75	.707	61	135	196	39.2	88	-	61	103	19	36	335	67.0

TEAM STATISTICS	AU	OPP
SCORING	304	335
Points per game	60.8	67.0
Scoring margin	-6.2	-
FIELD GOALS-ATT	111-314	123-271
Field goal pct	.354	.454
3 POINT FG-ATT	20-72	36-92
3-point FG pct	.278	.391
3-pt FG made per game	4.0	7.2
FREE THROWS-ATT	62-104	53-75
Free throw pct	.596	.707
F-Throws made per game	12.4	10.6
REBOUNDS	185	196
Rebounds per game	37.0	39.2
Rebounding margin	-2.2	-
ASSISTS	60	61
Assists per game	12.0	12.2
TURNOVERS	76	103
Turnovers per game	15.2	20.6
Turnover margin	+5.4	-
Assist/turnover ratio	0.8	0.6
STEALS	45	36
Steals per game	9.0	7.2
BLOCKS	15	19
Blocks per game	3.0	3.8
ATTENDANCE	7823	1106
Home games-Avg/Game	3-2608	1-1106
Neutral site-Avg/Game	-	1-0

Date	Opponent		Score	Att.
11-12-10	MERCER	W	79-61	2459
11-15-10	FLORIDA STATE	L	61-67	2176
11-18-10	DUKE	L	62-75	3188
11-22-10	at USF	L	49-67	1106
11-26-10	vs Sacred Heart	L	53-65	0

* - Conference game

Score by Periods	1st	2nd	Totals
Auburn	141	163	304
Opponents	156	179	335