



2018-19 AUBURN WOMEN'S BASKETBALL

AUBURN ATHLETICS COMMUNICATIONS: 392 SOUTH DONAHUE DRIVE || AUBURN, AL 36830 || AUBURNTIGERS.COM || @AUBURNWBB

2018-19 SCHEDULE/RESULTS

13-2, 1-1 SEC

| DATE | OPPONENT | TIME/TV/RESULT |
|------------|------------------------|----------------|
| Nov. 6 | GRAMBLING STATE | W 97-48 |
| Nov. 9 | 1-NICHOLLS STATE | W 80-59 |
| Nov. 11 | 1-at New Mexico | W 79-76 |
| Nov. 13 | 1-at Iowa State | L 64-67 |
| Nov. 25 | LOUISIANA-LAFAYETTE | W 71-59 |
| Nov. 28 | at Xavier (La.) | W 77-58 |
| Dec. 2 | 2-OKLAHOMA | W 95-79 |
| Dec. 6 | at St. Joseph's | W 81-70 |
| Dec. 16 | SAMFORD | W 73-46 |
| Dec. 18 | 3-vs. Coastal Carolina | W 84-78 |
| Dec. 20 | 3-vs. North Carolina | W (OT) 86-81 |
| Dec. 22 | at Elon | W 96-44 |
| Dec. 29 | ALABAMA STATE | W 83-50 |
| Jan. 3 | *#10 TENNESSEE | L 69-78 |
| Jan. 6 | *at Florida | W 64-56 |
| Jan. 10 | *at Alabama | + 7 pm |
| Jan. 14 | *#7 MISSISSIPPI STATE | SECN 6 pm |
| Jan. 17 | *at Vanderbilt | + 7 pm |
| Jan. 24 | *TEXAS A&M | SECN 7:30 pm |
| Jan. 27 | *at Missouri | + 2 pm |
| Jan. 31 | *at Ole Miss | + 7 pm |
| Feb. 3 | *GEORGIA | SECN 2 pm |
| Feb. 7 | *KENTUCKY | + 6 pm |
| Feb. 10 | *at Arkansas | SECN 1 pm |
| Feb. 14 | *at Tennessee | + 6 pm |
| Feb. 17 | *ALABAMA | SECN 3 pm |
| Feb. 24 | *MISSOURI | + 2 pm |
| Feb. 28 | *SOUTH CAROLINA | + 6 pm |
| Mar. 3 | *at LSU | + 2 pm |
| Mar. 6-10 | SEC Tournament | Greenville |
| Mar. 22-25 | NCAA First Round | TBD |
| M29-A1 | NCAA Regionals | TBD |
| Apr. 5-7 | Women's Final Four | Tampa |

All times Central. Home Games in **BOLD CAPS**.
 1 - Preseason WNIT (Campus sites)
 2 - SEC/Big 12 Challenge
 3 - Carolinas Challenge (Myrtle Beach, S.C.)
 + = SEC Network+ / ESPN3.com

AUBURN ATHLETICS COMMUNICATIONS

KIRK SAMPSON Associate AD
 kirk@auburn.edu
 WES TODD Assistant Director/WBB Contact
 wlt0006@auburn.edu
 C: 334-750-5682

Web.....AuburnTigers.com
 Twitter.....@AuburnWBB
 Facebook...../AuburnWBB
 Instagram.....@AuburnWBB
 Office Phone.....(334) 844-9800



GAME 16

at **Alabama** (9-6, 1-1 SEC)

Thursday, Jan. 10, 2019 • 7 p.m. CT



SiteTuscaloosa, Ala.
 Venue Coleman Coliseum (15,383)
 TV SEC Network + (Eli Gold, Rick Moody)
 Radio WTGZ 93.9 FM (Andy Burcham, Brit Bowen)
 Audio Webcast AuburnTigers.com
 Live Stats.....RollTide.com
 Twitter.....@AuburnWBB
 Series Record..... Auburn leads 50-38
 at Tuscaloosa..... Alabama leads 23-17
 Last Meeting Alabama 70, Auburn 60 (Feb. 18, 2018, at Tuscaloosa)

GAMEDAY BREAKDOWN


AUBURN TIGERS

Rankings.....AP: NR | Coaches: NR | RPI: 39
 2018-19 Record 13-2
 SEC 1-1
 Home 6-1
 Away 5-1
 Neutral 2-0
 Streak..... W1
 Head Coach Terri Williams-Flournoy
 Record at AU (Yrs.).....115-93 (7th)
 Overall Record (Yrs.)..... 258-197 (15th)
 Record vs. Alabama 8-4

ALABAMA CRIMSON TIDE

Rankings.....AP: NR | Coaches: NR | RPI: 106
 2018-19 Record 9-6
 SEC 1-1
 Home 7-1
 Away 1-2
 Neutral 1-3
 Streak..... L1
 Head Coach Kristy Curry
 Record at UA (Yrs.)..... 93-85 (6th)
 Overall Record (Yrs.)..... 402-234 (20th)
 Record vs. Auburn 3-7

AUBURN PROJECTED STARTERS



DAISHA ALEXANDER
 G • JR • 5-7
 Decatur, Ga.

PPG: 11.8
 RPG: 3.3
 APG: 2.2



UNIQUE THOMPSON
 F • SO • 6-3
 Theodore, Ala.

PPG: 13.3
 RPG: 11.1
 APG: 1.3



CRYSTAL PRIMM
 G • R-JR • 5-11
 West Palm Beach, Fla.

PPG: 11.7
 RPG: 4.2
 APG: 1.3



ERIN HOWARD
 G/F • FR • 6-1
 Madison, Wis.

PPG: 3.6
 RPG: 2.7
 APG: 1.1



JANIAH MCKAY
 G • SR • 5-6
 Gainesville, Fla.

PPG: 14.7
 RPG: 2.7
 APG: 4.7

OFF THE BENCH

| No. | Pos. | Name | Ht. | Year | PPG | RPG | Hometown |
|-----|------|------------------|------|-------|-----|-----|--------------------|
| 1 | G | Robyn Benton | 5-9 | Fr. | 7.1 | 1.2 | Conyers, Ga. |
| 2 | G | Brooke Moore | 5-7 | Fr. | 8.1 | 1.7 | McDonough, Ga. |
| 3 | G | Erica Sanders | 5-10 | Sr. | 0.4 | 2.4 | San Antonio, Texas |
| 4 | F | Abigayle Jackson | 6-3 | So. | 2.6 | 2.1 | Little Rock, Ark. |
| 5 | G | Emari Jones* | 6-2 | Sr. | 9.8 | 4.5 | Chicago, Ill. |
| 10 | F | Kiyae' White | 6-2 | R-Fr. | 1.7 | 1.8 | Macungie, Pa. |
| 35 | F | Natalie Kelly | 6-3 | Fr. | 0.6 | 1.0 | Albany, La. |

*injured/out for season

Head Coach: Terri Williams-Flournoy

Assistants: Ty Evans, Adrian Walters, Clarisse Garcia

#WarEagle
#TeamOfExcellence



AuburnTigers.com



@AuburnWBB | @AuburnTigers
@AUCoachFlo



/AuburnWBB
/AuburnTigers

TEAM SCHEDULE AND MEDIA AVAILABILITY >> JANUARY 6-12 (times Central unless noted otherwise)

| SUNDAY January 6 | MONDAY January 7 | TUESDAY January 8 | WEDNESDAY January 9 | THURSDAY January 10 | FRIDAY January 11 | SATURDAY January 12 |
|---|--|---|--|--|--|---|
| GAME 12:00 Auburn at Florida (SEC Network) Interviews postgame | OFF DAY COACH FLO SHOW 6 p.m. Victory Grille | PRACTICE 2-4 p.m. Auburn Arena | PRACTICE 1:30-3:30 p.m. Auburn Arena TRAVEL to Tuscaloosa, Ala. | GAME 7:00 Auburn at Alabama Interviews Postgame Return to Auburn | PRACTICE 2:30-5 p.m. Auburn Arena | PRACTICE 12:30-3 p.m. Auburn Arena |

AUBURN ATHLETICS COMMUNICATIONS

QUICK FACTS

AUBURNTIGERS.COM

For updated game notes, statistics and all the latest information on Auburn basketball and gameday activities, go to AuburnTigers.com.

INTERVIEW POLICIES

- Coach Williams-Flournoy, assistant coaches and selected athletes are available for phone and personal interviews by contacting Wes Todd in the athletic communications office.
- Following home games, interviews with Coach Flo and selected players will be conducted in the media room following a 10-minute cooling-off period. Visiting coaches and players, if requested, will be available first.
- Interviews following road contests will be conducted in accordance with the home team's media policies.
- Practices are generally closed to the public, but media may cover practice with advance notice.

CREDENTIALS

Anyone wishing to cover Auburn women's basketball should contact Wes Todd in the communications office at least one day in advance in order to make the proper arrangements. Game credentials will be held at media will call, located inside the scholarship entrance at Auburn Arena. Parking passes are not needed, except for men's/women's doubleheaders.

GAME DAY SERVICES

Notes for both teams and flip cards will be provided prior to the game. Stats will be distributed at halftime and after the game. Wireless internet is available in the Arena.

VIDEO SERVICES

FTP feeds of selected Auburn basketball highlights are available for the media. A number of studio and satellite services may be arranged for electronic media by calling War Eagle Productions at 334-750-4345.

PHOTO SERVICES

For photos of Auburn women's basketball or anything pertaining to Auburn Athletics, contact Wade Rackley at 334-750-6907 or via email at wwr0004@auburn.edu.

COMMUNICATIONS STAFF

- Wes Todd Women's Basketball contact
cell: 334-750-5682
email: wlt0006@auburn.edu
- Grant Keith Student assistant/WBB
email: gak0005@auburn.edu
- Kirk Sampson Associate AD
cell: 334-750-1385
email: sampska@auburn.edu

GENERAL INFORMATION

Location..... Auburn, Ala.
Founded1856
Enrollment.....29,776
Nickname Tigers
Colors..... Burnt Orange and Navy Blue
Facility (Capacity) Auburn Arena (9,121)
President Dr. Steven Leath
Director of Athletics Allen Greene
Sr. Assoc. AD/SWA..... Monique Holland

WOMEN'S BASKETBALL HISTORY

First Year of Women's Basketball1971
All-Time Record (Years).....926-471 (48th)
All-Time SEC Record (since 1981)228-230
All-Time Home Record430-114
at Auburn Arena (since 2010).....83-43
NCAA Tournament Appearances..... 20
Last NCAA App./Result..... 2017 - First Round
SEC Regular-Season Championships 5
..... 1981, 1987, 1988, 1989, 2009
SEC Tournament Championships..... 4
..... 1981, 1987, 1990, 1997

COACHING & SUPPORT STAFF

Head Coach..... Terri Williams-Flournoy
Alma Mater, Year Penn State, 1991
Overall Record 258-197 (.567) / 15th year
Auburn Record116-93 (.555) / 7th year
Associate Head Coach (Year at Auburn) Ty Evans (7th)
Alma Mater, Year Wisconsin-Whitewater (1995)
Assistant Coach (Year at Auburn)Adrian Walters (7th)
Alma Mater, Year St. Francis (Pa.) (1987)
Assistant Coach (Year at Auburn)Clarisse Garcia (3rd)
Alma Mater, Year Villanova (2007)
Strength & Conditioning CoachClaus Souza
Director of Basketball Operations Bianca Webb
Director of Basketball Services Justin Peak
Athletic Trainer..... Catherine Gordon
Grad. Student Mgrs Anthony Evans, Rebecca Walthall

GAMEDAY EXPERIENCE: AUBURN ARENA

>> Auburn Arena is in its ninth season as home of Auburn Basketball. The Tigers are 83-43 since moving to the Arena in 2010-11. The facility seats 9,121 for basketball and also hosts Auburn volleyball and gymnastics.



TEAM INFORMATION

2017-18 Record14-15
2017-18 SEC Record 5-11
SEC Finish..... 10th
Starters Returning/Lost 4/1
Letterwinners Returning/Lost 6/6
Squad Members Returning..... 2
Newcomers..... 4

AUBURN TIGERS SPEED CHART

Overall: 13-2 SEC: 1-1

Head Coach: Terri Williams-Flournoy (7th Season)

Daisa Alexander - DAY-zha
Emari Jones - e-MAR-ee
Janiah McKay - jah-NYE-uh

Kiyae' White - kye-YAY
Terri Williams-Flournoy - Fluh-NOY

| | | | Pts | Reb | Stl | Ast | Blk | |
|----|---|-------------|------|------|-----|------|------|---|
| 0 | DAISA ALEXANDER G • 5-8 • Jr. • Decatur, Ga. • Southwest DeKalb HS | Season High | 22 | 8 | 5 | 8 | - | <ul style="list-style-type: none"> • 2018 SEC All-Defensive Team • Season-high 22 pts, 5 stls at Florida (1/6) • GW jumper/FT w/ :17 left at New Mexico (11/11) • Led SEC in steals in '18 (2.8/game) • Career-high 25 pts at Indiana (12/3/17) |
| | | Career High | 25 | 8 | 7 | 8 | 2 | |
| | | PPG | RPG | APG | FG | 3FG | FT | |
| | | 18-19 | 11.8 | 3.3 | 2.2 | .402 | .343 | |
| 1 | ROBYN BENTON G • 5-9 • Fr. • Conyers, Ga. • Greater Atlanta Christian | Season High | 16 | 2 | 3 | 3 | 1 | <ul style="list-style-type: none"> • 15 pts; 5-5 on 3-pt FG at Elon (12/22) • 14 pts w/ 4 3-pt FG vs. Oklahoma (12/2) • 16 pts in Auburn debut vs. Grambling (11/6) • No. 17 national overall prospect, No. 6 guard • Sister of fmr. UT football player Inky Johnson |
| | | Career High | 16 | 2 | 3 | 3 | 1 | |
| | | PPG | RPG | APG | FG | 3FG | FT | |
| | | 18-19 | 7.1 | 1.2 | 0.9 | .418 | .449 | |
| 2 | BROOKE MOORE G • 5-7 • Fr. • McDonough, Ga. • Henry County HS | Season High | 23 | 4 | 1 | 3 | - | <ul style="list-style-type: none"> • SEC Freshman of the Week (12/31) • Career-high 23 points; 5 3FG vs Ala. St. (12/29) • 5 points, 4 rebounds vs. Coastal Carolina • Missed first five games with injury • No. 42 national overall prospect; No. 11 guard |
| | | Career High | 23 | 4 | 1 | 3 | - | |
| | | PPG | RPG | APG | FG | 3FG | FT | |
| | | 18-19 | 8.1 | 1.7 | 1.0 | .329 | .333 | |
| 3 | ERICA SANDERS G • 5-10 • Sr. • San Antonio, Texas • Johnson HS | Season High | 2 | 6 | 3 | 1 | - | <ul style="list-style-type: none"> • 6 rebs, 3 stls vs. Alabama St. (12/29) • Made 1st app. of 18-19 vs. N. Carolina (12/20) • Missed 1st 9 games of 18-19 w/ knee injury • Career-high 6 steals vs. LA Tech (11/19/17) • Defensive specialist, could also play PG |
| | | Career High | 9 | 7 | 6 | 5 | 1 | |
| | | PPG | RPG | APG | FG | 3FG | FT | |
| | | 18-19 | 0.4 | 2.4 | 0.4 | .000 | - | |
| 4 | ABIGAYLE JACKSON F • 6-3 • So. • Little Rock, Ark. • Little Rock Central HS | Season High | 6 | 6 | 1 | 1 | 3 | <ul style="list-style-type: none"> • 6 pts, 6 reb off bench vs. Nicholls • Played 28 games in '18, started 12 • Led AU with 22 blocks in '18 • 2.0 ppg, 1.7 rpg as a freshman • #1 HS player in Arkansas in class of '17 |
| | | Career High | 13 | 7 | 3 | 1 | 3 | |
| | | PPG | RPG | APG | FG | 3FG | FT | |
| | | 18-19 | 2.6 | 2.1 | 0.3 | .515 | .333 | |
| 5 | EMARI JONES G • 6-0 • Sr. • Chicago, Ill. • Shawnee CC | Season High | 15 | 10 | 2 | 3 | 1 | <ul style="list-style-type: none"> • Out for season (knee); injured vs. Alabama St. • AU's leading 3-point shooter; 26 made in 18-19 • NJCAA All-American, national leading scorer at Shawnee CC in '16 (742 pts.) |
| | | Career High | 18 | 10 | 3 | 3 | 2 | |
| | | PPG | RPG | APG | FG | 3FG | FT | |
| | | 18-19 | 9.8 | 4.5 | 1.5 | .390 | .351 | |
| 10 | KIYAE' WHITE F • 6-2 • R-Fr. • Macungie, Pa. • Emmaus HS | Season High | 5 | 4 | 1 | 2 | - | <ul style="list-style-type: none"> • 4 pts, 4 rebs, key steal/score at St. Joseph's • Redshirted '17-18 while rehabbing knee injury • #20 forward, 3-star by ESPN HoopGuriz • Leading rebounder at Emmaus HS |
| | | Career High | 5 | 4 | 1 | 2 | - | |
| | | PPG | RPG | APG | FG | 3FG | FT | |
| | | 18-19 | 1.7 | 1.8 | 0.4 | .360 | - | |
| 20 | UNIQUE THOMPSON F • 6-3 • So. • Theodore, Ala. • Faith Academy | Season High | 19 | 19 | 4 | 3 | 2 | <ul style="list-style-type: none"> • Preseason All-SEC Second Team • 21 pts, 18 rebs vs. North Carolina (12/20) • 19 pts, career-hi 19 rebs at New Mexico • 6 double-doubles in 2018-19; 13 career • Career-high 29 pts at ULL (12/8/17) |
| | | Career High | 29 | 19 | 4 | 3 | 6 | |
| | | PPG | RPG | APG | FG | 3FG | FT | |
| | | 18-19 | 13.3 | 11.1 | 1.3 | .574 | - | |
| 23 | CRYSTAL PRIMM G • 5-11 • R-Jr. • West Palm Beach, Fla. • Duke | Season High | 18 | 7 | 5 | 4 | 1 | <ul style="list-style-type: none"> • Career-high 18 points vs. UNC (12/20) • 15 pts, 4 rebs in Auburn debut vs. Grambling • Career-high 5 steals vs. Nicholls • Redshirted '17-18 after transfer from Duke • Played 33 gms as soph at Duke in '16-17 |
| | | Career High | 18 | 7 | 5 | 4 | 1 | |
| | | PPG | RPG | APG | FG | 3FG | FT | |
| | | 18-19 | 11.7 | 4.2 | 1.3 | .556 | .000 | |
| 24 | ERIN HOWARD F/G • 6-1 • Fr. • Madison, Wis. • Madison East HS | Season High | 11 | 7 | 2 | 3 | 2 | <ul style="list-style-type: none"> • 1st start vs. Tenn.; career-high 11 points • Career-hi 7 rebs, 2 blocks at Elon (12/22) • Made 1st 2 AU 3-pt FG in win at New Mexico • Ranked No. 21 forward nationally out of HS • 1st AU player from state of Wisconsin |
| | | Career High | 11 | 7 | 2 | 3 | 2 | |
| | | PPG | RPG | APG | FG | 3FG | FT | |
| | | 18-19 | 3.6 | 2.7 | 1.1 | .317 | .256 | |
| 33 | JANIAH MCKAY G • 5-6 • Sr. • Gainesville, Fla. • Gainesville HS | Season High | 21 | 6 | 4 | 10 | 2 | <ul style="list-style-type: none"> • SEC Player of the Week (12/23) • 16 pts, 6 reb, 6 ast, 3 stl at Florida (1/6) • 6th in SEC in assists (4.7/game) • 20+ points in four games this year • 2nd career D-D (16p/10a) vs. Grambling |
| | | Career High | 29 | 8 | 6 | 13 | 2 | |
| | | PPG | RPG | APG | FG | 3FG | FT | |
| | | 18-19 | 14.7 | 2.7 | 4.7 | .436 | .314 | |
| 35 | NATALIE KELLY F • 6-3 • Fr. • Albany, La. • Albany HS | Season High | 2 | 3 | 1 | - | 1 | <ul style="list-style-type: none"> • Ranked as No. 38 post player nationally • Avg. 17.1 pts, 12.1 reb, 3.3 stls as HS junior • 2x all-metro selection (Baton Rouge) |
| | | Career High | 2 | 3 | 1 | - | 1 | |
| | | PPG | RPG | APG | FG | 3FG | FT | |
| | | 18-19 | 0.6 | 1.0 | 0.0 | .250 | - | |

Inside This Week's Matchups

Auburn vs. Alabama 50-38 (.568)

In Auburn: 30-10
 --At Auburn Arena: 6-2
 In Tuscaloosa: 17-23
 Neutral Sites: 3-5
 Trend: Auburn has won 8 of last 11 meetings

| | | | |
|---------------|---|-------------|---------------------|
| 1972-73 | L | 29-33 | Auburn |
| Jan. 11, 1974 | W | 69-31 | Auburn** |
| Feb. 14, 1975 | W | 93-71 | Auburn |
| Feb. 21, 1975 | W | 78-60 | Auburn |
| Mar. 1, 1975 | W | 79-74 | Tuscaloosa, Ala. |
| Nov. 17, 1975 | W | 76-54 | Auburn |
| Feb. 21, 1976 | L | 62-71 | Troy, Ala. (4) |
| Mar. 10, 1976 | L | 74-90 | Tuscaloosa, Ala. |
| Nov. 29, 1976 | L | 81-86 | Tuscaloosa, Ala. |
| Dec. 16, 1976 | L | 59-63 | Auburn |
| 1976-77 | L | 62-79 | Tuscaloosa, Ala. |
| Nov. 30, 1977 | L | 50-67 | Tuscaloosa, Ala. |
| Jan. 28, 1978 | L | 48-55 | Auburn |
| Jan. 4, 1979 | L | 67-78 | Starkville, MS (12) |
| Jan. 20, 1979 | W | 75-64 | Auburn |
| Feb. 17, 1979 | L | 55-62 | Tuscaloosa, Ala. |
| Feb. 24, 1979 | L | 72-80 | Troy, Ala. (4) |
| Jan. 23, 1980 | W | 77-71 | Auburn |
| Jan. 12, 1981 | L | 65-66 | Tuscaloosa, Ala. |
| Feb. 1, 1981 | W | 61-50 | Baton Rouge, La. |
| Feb. 28, 1981 | W | 67-50 | Troy, Ala. |
| Jan. 27, 1982 | W | 72-56 | Auburn |
| Feb. 22, 1982 | W | 63-59 | Tuscaloosa, Ala. |
| Jan. 5, 1983 | W | 60-49 | Auburn |
| Feb. 9, 1983 | W | 79-63 | Tuscaloosa, Ala. |
| Jan. 4, 1984 | L | 56-65 | Auburn |
| Feb. 9, 1984 | L | 60-64 | Tuscaloosa, Ala. |
| Jan. 16, 1985 | W | 71-53 | Auburn |
| Feb. 18, 1985 | L | 67-84 | Tuscaloosa, Ala. |
| Jan. 15, 1986 | W | 87-86 (OT) | Tuscaloosa, Ala. |
| Feb. 21, 1987 | W | 78-60 | Auburn |
| Mar. 5, 1987 | W | 89-61 | Albany, Ga. * |
| Jan. 27, 1988 | W | 88-57 | Tuscaloosa, Ala. |
| Feb. 18, 1989 | W | 89-44 | Auburn |
| Feb. 21, 1990 | L | 68-71 | Tuscaloosa, Ala. |
| Feb. 2, 1991 | W | 77-48 | Auburn |
| Feb. 12, 1992 | L | 69-72 | Tuscaloosa, Ala. |
| Feb. 17, 1993 | W | 93-67 | Auburn |
| Feb. 16, 1994 | L | 71-84 | Tuscaloosa, Ala. |
| Jan. 24, 1995 | W | 86-70 | Auburn |
| Jan. 24, 1996 | L | 67-69 | Tuscaloosa, Ala. |
| Feb. 13, 1996 | W | 75-58 | Auburn |
| Mar. 2, 1996 | L | 59-65 | Chattanooga, Tenn.* |
| Jan. 7, 1997 | L | 65-68 | Auburn |
| Feb. 11, 1997 | L | 57-89 | Tuscaloosa, Ala. |
| Jan. 7, 1998 | L | 48-62 | Tuscaloosa, Ala. |
| Feb. 11, 1998 | L | 45-62 | Auburn |
| Jan. 7, 1999 | W | 73-69 | Auburn |
| Feb. 11, 1999 | L | 57-72 | Tuscaloosa, Ala. |
| Feb. 26, 1999 | L | 72-76 | Chattanooga, Tenn.* |
| Jan. 13, 2000 | W | 69-51 | Auburn |
| Feb. 13, 2000 | W | 69-59 | Tuscaloosa, Ala. |
| Jan. 11, 2001 | L | 53-60 | Tuscaloosa, Ala. |
| Feb. 11, 2001 | L | 60-61 | Auburn |
| Mar. 1, 2001 | L | 55-59 | Memphis, Tenn.* |
| Jan. 24, 2002 | L | 70-78 | Tuscaloosa, Ala. |
| Feb. 10, 2002 | L | 57-60 | Auburn |
| Jan. 19, 2003 | W | 65-61 | Auburn |
| Feb. 27, 2003 | L | 62-67 | Tuscaloosa, Ala. |
| Jan. 22, 2004 | W | 70-61 | Auburn |
| Feb. 26, 2004 | W | 72-40 | Tuscaloosa, Ala. |
| Jan. 23, 2005 | W | 59-43 | Auburn |
| Feb. 17, 2005 | W | 74-63 | Tuscaloosa, Ala. |
| Jan. 8, 2006 | L | 54-68 | Tuscaloosa, Ala. |
| Jan. 26, 2006 | W | 65-56 | Auburn |
| Jan. 7, 2007 | W | 63-58 | Tuscaloosa, Ala. |
| Feb. 1, 2007 | W | 93-61 | Auburn |
| Jan. 28, 2008 | W | 62-48 | Tuscaloosa, Ala. |
| Feb. 14, 2008 | W | 74-49 | Auburn |
| Jan. 22, 2009 | W | 84-66 | Auburn |
| Feb. 8, 2009 | W | 81-54 | Tuscaloosa, Ala. |
| Jan. 14, 2010 | W | 74-62 | Auburn |
| Feb. 7, 2010 | L | 53-55 | Tuscaloosa, Ala. |
| Jan. 2, 2011 | W | 66-55 | Tuscaloosa, Ala. |
| Feb. 17, 2011 | L | 51-59 | Auburn |
| Jan. 5, 2012 | W | 65-55 | Tuscaloosa, Ala. |
| Feb. 23, 2012 | W | 81-40 | Auburn |
| Jan. 24, 2013 | L | 51-61 | Tuscaloosa, Ala. |
| Feb. 17, 2013 | W | 70-53 | Auburn |
| Jan. 16, 2014 | W | 61-39 | Tuscaloosa, Ala. |
| Feb. 27, 2014 | W | 70-65 (2OT) | Auburn |
| Jan. 22, 2015 | L | 50-51 | Tuscaloosa, Ala. |
| March 1, 2015 | W | 80-73 | Auburn |
| Jan. 14, 2016 | W | 72-59 | Auburn |
| Feb. 7, 2016 | W | 59-55 | Tuscaloosa, Ala. |
| Jan. 29, 2017 | W | 66-55 | Tuscaloosa, Ala. |
| Feb. 20, 2017 | L | 61-63 (OT) | Auburn |
| Jan. 28, 2018 | W | 69-60 | Auburn |
| Feb. 18, 2018 | L | 60-70 | Tuscaloosa, Ala. |

*SEC Tournament
 **First women's game in Beard-Eaves Coliseum

Auburn Women's Basketball Quick Hitters

- This is the 89th meeting between Auburn and Alabama in women's basketball, a series that dates back to 1972-73
- Auburn-Alabama is the second-most played women's basketball series in the SEC, behind only Ole Miss-Mississippi State
- Auburn leads the all-time series 50-38, but Alabama owns a 23-17 edge in games played in Tuscaloosa
- The teams split two meetings last season: Auburn won 69-60 at home and lost 70-60 on the road
- Auburn and Alabama have split the last four meetings, but Auburn has won 8 of the last 11
- Senior Janiah McKay passed Lori Monroe for 13th all-time in scoring at Auburn with 16 points at Florida; she now has 1,419 points
- McKay has averaged 14.3 points, 2.5 rebounds, 2.7 assists in six previous games vs. Alabama
- Sophomore Unique Thompson has recorded seven double-doubles in 15 games, including three straight against New Mexico, Iowa State and UL-Lafayette; she now has 14 in her career, tied for 9th in Auburn history
- Thompson averaged 14.5 points, 7.5 rebounds in two meetings with Alabama as a freshman last season
- Auburn has forced 20 or more turnovers in 12 of 15 games this season, including the last seven in a row
- Auburn leads the SEC and ranks 8th in the NCAA in steals per game (12.3)
- At 13-2, Auburn is off to its best start since the 2008-09 season, when the Tigers won their first 20 games en route to an SEC Championship
- The Tigers went undefeated in December for the second straight season
- Auburn shot 63.3% (38-of-60) from the field in a 96-44 win at Elon on Dec. 22; it was Auburn's best shooting day since hitting 64.2% (34-of-53) in a 91-62 win at UAB on Nov. 26, 2008
- Auburn broke the school record for 3-pointers for the second time in 20 days on Dec. 22, hitting 14 treys in a 96-44 win at Elon; 11 of the 14 Auburn 3-pointers were made by freshmen
- Auburn's 96 points at Elon on Dec. 22 were its most in a true road game since a 96-71 win at UAB on Dec. 14, 1999
- Under Coach Flo, Auburn is 6-0 when scoring at least 90 points and 31-1 when scoring at least 80 points
- Auburn has topped the 80-point mark eight times in 13 games this season; the Tigers had scored 80+ points eight times in the previous 83 games dating back to the 2015-16 season
- Auburn's win over North Carolina on Dec. 20 was the Tigers' first overtime game since 2017 and improves Auburn's all-time overtime record to 20-20
- The Tigers scored 38 points off turnovers in a win over North Carolina on Dec. 20, the most since scoring 40 points off turnovers vs. George Mason on Dec. 23, 2015
- The Tigers forced a season-high 29 turnovers in a 73-46 win over Samford on Dec. 16
- Auburn previously set a school record with 13 3-pointers in the win over Oklahoma on Dec. 2; previous record was 12 vs. Colgate in 2007
- Since 2001, Auburn has made at least 10 3-pointers in a game on 12 occasions; 7 of those have come under Coach Flo and four have come this season (14 vs. Elon; 13 vs. Oklahoma; 10 vs. Alabama State, 10 vs. Xavier)

Moving On Up (Auburn Career Milestone Watch) . . .

- **Janiah McKay** is 13th in career points scored with 1,419; needs 56 to tie for 12th (Le'Coe Willingham, 1,475)
- **Janiah McKay** is 10th in career assists with 385; needs 1 to tie for 9th (Debra Larkin, 386)
- **Janiah McKay** is tied for 3rd in career free throws made with 376 (Tyrese Tanner); needs 62 to tie for 2nd (Carolyn Jones, 438)
- **Janiah McKay** is 7th in career free-throw percentage (.772)
- **Janiah McKay** has 191 career steals; needs 11 to enter the Auburn top 10 (10th: Natasha Brackett, 202)
- **Unique Thompson** is tied for 9th in career double-doubles (14); needs 1 to tie for 8th (Conswella Sparrow, 15)
- **Coach Terri Williams-Fournoy** won her 250th game as a head coach vs. Xavier (La.) on Nov. 28

INDIVIDUAL CATEGORY LEADERS

| Auburn | Alabama |
|------------------------|---|
| Janiah McKay - 14.7 | Points..... Cierra Johnson - 14.2 |
| Unique Thompson - 11.1 | Rebounds Jasmine Walker - 7.5 |
| Janiah McKay - 4.7 | Assists Cierra Johnson - 2.8 |
| Janiah McKay - 2.5 | Steals Shaquera Wade - 1.5 |
| Unique Thompson - 1.0 | Blocks Ariyah Copeland - 1.1 |
| Janiah McKay - 30.1 | Minutes Played Walker/Johnson - 30.7 |
| Unique Thompson - .574 | Field Goal Percentage Jasmine Walker - .448 |
| Robyn Benton - .449 | 3-Point Percentage Jasmine Walker - .375 |
| Janiah McKay - .827 | Free-Throw Percentage Cierra Johnson - .741 |

OPENING TIP

» The Auburn Tigers look to win their second straight SEC road game as they travel to Tuscaloosa to take on Alabama at 7 p.m. CT Thursday night.

» Auburn is 13-2 (1-1 SEC) on the season; the Tigers bounced back from an opening SEC loss with a 64-56 win at Florida Sunday afternoon.

» Alabama is 9-6 overall (1-1 SEC) and dropped a tight contest at No. 23 South Carolina, 60-57, on Sunday.

LAST TIME OUT

» Daisa Alexander scored 22 points, Janiah McKay added 16, and the Auburn women's basketball team overcame a six-point halftime deficit to earn a 64-56 win at Florida Sunday afternoon.

» The Tigers (13-2, 1-1 SEC) battled early foul trouble and shooting woes but turned things around in the second half, shooting 55.6 percent in the final 20 minutes and converting 13 second-half Florida turnovers into 25 points to pull away for the win.

» Alexander's 22 points were a season-high; she also led the Tigers with five steals. McKay added six rebounds, six assists and three steals to go along with her 16-point effort. The pair of Auburn guards combined for 25 points in the second half. Unique Thompson was the Tigers' leading rebounder with nine boards to go along with eight points, and Crystal Primm added nine points.

» After a dismal offensive first half that saw Auburn score a season-low 25 points and shoot 33 percent from the field, the Tigers shot 55.6 percent (15-of-27) in the second and used two 8-0 runs in the fourth quarter to pull away for the win. The Tigers finished at 44 percent for the game while Florida shot 34.6 percent. Auburn also won the rebounding battle 34-32 and scored 31 points off 20 Florida turnovers.

UP NEXT

» Auburn faces its toughest test of the season Monday, Jan. 14, when No. 7 Mississippi State visits Auburn Arena. Game time is 6 p.m. CT with the broadcast on SEC Network.

AN AUBURN WIN WOULD...

» Be Auburn's ninth win in the last 12 meetings with Alabama.

» Give Auburn a 2-1 start in SEC play for the second time in three years.

» Improve Auburn's record to 6-1 in true road games this year.

AUBURN VS. ALABAMA

» This is the 89th meeting between Auburn and Florida in women's basketball. It is the second-most played women's basketball series in the SEC, behind only Ole Miss-Mississippi State.

» Auburn is 50-38 all-time against Alabama. Alabama owns a 23-17 advantage at home. The series moved back to Coleman Coliseum in 2017 after five years at Foster Auditorium.

» Auburn has won 5 of the last 7 and 8 of the last 11 meetings between the teams, dating back to 2013. The teams have split the last six meetings in Tuscaloosa.

LAST MEETING (Feb. 18, 2018 in Tuscaloosa):

Alabama 70, Auburn 60

» Daisa Alexander scored 21 points, but the Auburn women's basketball team came up just short in a back-and-forth battle at Alabama, falling 70-60 at Coleman Coliseum on Sunday afternoon.

» In a game that saw the lead change hands 18 times, the Tigers battled foul trouble much of the day and had trouble getting in offensive rhythm with key players on the bench. Alabama, meanwhile, made 25-of-28 free-throw attempts, had 15 more rebounds than Auburn, and finished with a flourish to earn a split in the season series.

» Auburn out-shot the Crimson Tide, hitting 22-of-57 attempts (38.6%) to Alabama's 20-of-53 (37.7%). But Alabama made it to the free-throw line 28 times, making 25, while Auburn was 9-of-12 at the charity stripe. Alabama also had 43 rebounds to Auburn's 28, including 20 offensive boards that turned into 18 second-chance points for the Tide.

SCOUTING THE TIDE

» Alabama enters Thursday's game at 9-6 overall, 1-1 in SEC play. Like Auburn, Alabama has a victory over Florida to its credit. The Tide also have major-conference wins over Clemson and Virginia.

» Alabama is averaging 69.9 points per game on offense and giving up 65.0. The Tide are the top defensive-rebounding team in the SEC, averaging 28.3 per game.

» Cierra Johnson (14.2 ppg) and Jasmine Walker (14.1 ppg) lead the Alabama offense. Walker is also the Tide's top rebounder with 7.5/game.

SCOUTING AUBURN

» Auburn is 13-2 on the season and 0-1 in the SEC. Both Auburn losses have come to teams currently ranked in the AP Top 25 - #13 Tennessee (78-69 on Jan. 3) and at #20 Iowa State (67-64 on Nov. 13).

» The Tigers have the third-most potent offense in the SEC (25th NCAA), averaging 79.9 points/game. Auburn also forces an average of 21.9 opponent turnovers, which also ranks second in the SEC and 21st nationally.

» Senior point guard Janiah McKay averages a team-leading 14.7 points/game and has topped 20 points four times. She is also sixth in the SEC with 4.7 assists/game. McKay is the Tigers' leading returning scorer for the second straight season after averaging 16.6 ppg last season.

» Sophomore forward Unique Thompson is a force under the basket and has been key to Auburn's success early this year. She has seven double-doubles in 15 games and averages 13.3 points and 11.1 rebounds (2nd in SEC). As a freshman last season, she averaged 11.5 ppg and 8.4 rpg with 7 double-doubles, tying the Auburn freshman record.

» Redshirt junior Crystal Primm has given Auburn consistent minutes through her first 15 games on The Plains, averaging 11.7 points and 4.2 rebounds. A transfer from Duke after the 2016-17 season, Primm scored a career-high 18 points against her former school's archrival, North Carolina, on Dec. 20.

» Junior Daisa Alexander had a breakout sophomore season where she scored 14.2 points/game and led the SEC with 2.8 steals/game, earning a nod to the SEC All-Defensive Team. So far this season, Alexander is averaging 11.8 points/game and had a season-high 22 points in the Tigers' win at Florida on Jan. 6.

» The Tigers' incoming freshman class was ranked No. 13 by ESPN HoopGurlz and included two top-50 prospects in Robyn Benton (#17 overall; #6 guard) and Brooke Moore (#42 overall; #11 guard). Benton is averaging 7.1 points/game and Moore is scoring 8.1/game; Moore had the highest scoring total of the season by an Auburn player with 23 points vs. Alabama State on Dec. 29.

SEC STANDINGS & SCHEDULE

| | <i>(thru games of Jan. 6)</i> | | | | | |
|-----------------|-------------------------------|---|-------|-----------|----|------|
| | SEC Games | | | All Games | | |
| | W | L | Pct. | W | L | Pct. |
| Georgia | 2 | 0 | 1.000 | 11 | 4 | .733 |
| Mississippi St. | 2 | 0 | 1.000 | 14 | 1 | .933 |
| Missouri | 2 | 0 | 1.000 | 13 | 3 | .813 |
| South Carolina | 2 | 0 | 1.000 | 10 | 4 | .714 |
| Alabama | 1 | 1 | .500 | 9 | 6 | .600 |
| Arkansas | 1 | 1 | .500 | 12 | 4 | .750 |
| AUBURN | 1 | 1 | .500 | 13 | 2 | .867 |
| Kentucky | 1 | 1 | .500 | 14 | 2 | .875 |
| LSU | 1 | 1 | .500 | 10 | 4 | .714 |
| Tennessee | 1 | 1 | .500 | 12 | 2 | .857 |
| Florida | 0 | 2 | .000 | 4 | 11 | .267 |
| Ole Miss | 0 | 2 | .000 | 6 | 10 | .429 |
| Texas A&M | 0 | 2 | .000 | 11 | 4 | .733 |
| Vanderbilt | 0 | 2 | .000 | 5 | 10 | .333 |

Sunday, Jan. 6

*South Carolina 60, Alabama 57

*Auburn 64, Florida 58

*Missouri 66, Tennessee 64

*Arkansas 85, Ole Miss 55

*Georgia 71, Vanderbilt 64

*LSU 63, Texas A&M 52

*Mississippi State 86, Arkansas 71

Thursday, Jan. 10

*Florida at South Carolina 6 p.m. SEC+

*Kentucky at Tennessee 6 p.m. SECN

*Auburn at Alabama 7 p.m. SEC+

*Arkansas at Missouri 7 p.m. SEC+

*LSU at Ole Miss 7 p.m. SEC+

*Texas A&M at Vanderbilt 7 p.m. SEC+

*Georgia at Mississippi State 8 p.m. SECN

Sunday, Jan. 13

*Ole Miss at Kentucky Noon SECN

*Alabama at Texas A&M 1 p.m. ESPN

*Vanderbilt at Arkansas 2 p.m. SEC+

*Missouri at Florida 2 p.m. SECN



*Tennessee at Georgia 2 p.m. ESPN

*South Carolina at LSU 4 p.m. SECN

Monday, Jan. 14

*Mississippi State at Auburn 6 p.m. SECN

Inside the Numbers

| CATEGORY |  |  |
|-------------------|---|---|
| | AUBURN | ALABAMA |
| Points Per Game | 79.9 | 69.9 |
| Scoring Margin | +16.7 | +4.9 |
| Field Goal % | 44.1% | 39.7% |
| Opp. Field Goal % | 39.3% | 38.7% |
| 3 pt Field Goal % | 34.0% | 32.8% |
| Opp. 3FG % | 33.5% | 30.7% |
| Rebounds | 38.3 | 41.1 |
| Opp. Rebounds | 35.0 | 38.7 |
| Rebound Margin | +3.3 | +2.5 |
| Turnovers | 14.1 | 16.6 |
| Opp. Turnovers | 21.8 | 15.7 |
| Steals | 12.3 | 7.1 |
| Opp. Steals | 7.8 | 8.3 |
| Blocks | 3.2 | 3.5 |
| Opp. Blocks | 1.5 | 3.5 |

Associated Press Top 25

(Week 10: Jan. 7)

| Rk | Team | Record | Prev |
|----|-------------------|--------|------|
| 1 | Notre Dame (12) | 14-1 | 2 |
| 2 | Louisville (10) | 14-0 | 3 |
| 3 | Connecticut (3) | 12-1 | 1 |
| 4 | Baylor (5) | 11-1 | 8 |
| 5 | Oregon | 13-1 | 5 |
| 6 | Stanford | 12-1 | 6 |
| 7 | Mississippi State | 14-1 | 7 |
| 8 | NC State | 15-0 | 9 |
| 9 | Maryland | 13-1 | 4 |
| 10 | Oregon State | 12-2 | 11 |
| 11 | Texas | 12-2 | 13 |
| 12 | Syracuse | 13-2 | 14 |
| 13 | Tennessee | 12-2 | 10 |
| 14 | Gonzaga | 15-1 | 17 |
| 15 | Marquette | 12-3 | 20 |
| 16 | Kentucky | 14-2 | 16 |
| 17 | Iowa | 10-3 | 19 |
| 18 | Minnesota | 12-2 | 12 |
| 19 | Arizona State | 11-3 | 22 |
| 20 | Iowa State | 12-2 | 25 |
| 21 | South Carolina | 10-4 | 23 |
| 22 | Florida State | 14-1 | NR |
| 23 | Michigan State | 11-3 | 15 |
| 24 | California | 10-3 | 18 |
| 25 | Indiana | 14-1 | NR |

Also receiving votes: Miami, Rutgers, Missouri, DePaul, Texas A&M, South Dakota, Central Michigan, Drake, Ohio, Utah, Butler, Central Florida, Virginia Tech.

USA TODAY Coaches' Top 25

(Week 10: Jan. 8)

| Rk | Team | Record | Prev |
|----|-------------------|--------|------|
| 1 | Notre Dame (15) | 14-1 | 2 |
| 2 | Louisville (9) | 14-0 | 3 |
| 3 | Connecticut (6) | 12-1 | 1 |
| 4 | Baylor (2) | 11-1 | 7 |
| 5 | Oregon | 13-1 | 5 |
| 6 | Mississippi State | 14-1 | 6 |
| 7 | Stanford | 12-1 | 7 |
| 8 | NC State | 15-0 | 9 |
| 9 | Maryland | 13-1 | 4 |
| 10 | Oregon State | 12-2 | 11 |
| 11 | Texas | 12-2 | 12 |
| 12 | Syracuse | 13-2 | 14 |
| 13 | Tennessee | 12-2 | 10 |
| 14 | Marquette | 12-3 | 16 |
| 15 | Gonzaga | 15-1 | 18 |
| 16 | Kentucky | 14-2 | 15 |
| 17 | Iowa | 11-3 | 20 |
| 18 | Florida | 14-1 | 23 |
| 19 | Arizona State | 11-3 | 22 |
| 20 | Minnesota | 12-2 | 13 |
| 21 | California | 10-3 | 19 |
| 22 | Iowa State | 12-2 | NR |
| 23 | Miami | 14-3 | NR |
| 24 | Michigan State | 11-3 | 17 |
| 25 | South Carolina | 10-4 | NR |

Also receiving votes: Missouri, Indiana, DePaul, UAB, Texas A&M, Rutgers, Virginia Tech, Central Michigan, Drake, New Mexico, Central Florida, UCLA, Tulane, South Alabama, Michigan, Troy, Butler, Arizona, Ohio.

OFFENSIVE EXPLOSION

» With 97 points in the season-opening win over Grambling, Auburn hit the 90-point plateau for the fourth time in the Coach Flo era and the first since scoring 92 on Nov. 17, 2014 - also against Grambling.

» Auburn's 95-point effort against Oklahoma on Dec. 2 gave the Tigers two 90-point games in the same season for the first time since the 2008-09 season, when Auburn topped the 90-point mark six times.

» The Tigers' 95 points against Oklahoma were the most scored by Auburn against a Power-5 conference opponent (SEC, ACC, Big Ten, Big 12, Pac-12) since 1990, when the Tigers beat Vanderbilt 96-93 in 2 OT.

» Auburn scored 96 points in a 52-point victory at Elon on Dec. 22. It marked Auburn's highest point total in a true road game since a 96-71 win at UAB on Dec. 14, 1999.

» The Tigers have scored at least 80 points in eight games this season; Auburn scored 80+ in six games combined over the previous two seasons.

» Under Coach Flo, Auburn is 6-0 when scoring at least 90 points and 31-1 when scoring at least 80 points.

BALANCED SCORING RETURNS

» Through the first 15 games, Auburn has four players averaging double-digit scoring. Jannah McKay, Unique Thompson, Daisa Alexander, and Crystal Primm - four of Auburn's starting five - all average at least 10 points per game.

» For the first time since 2008, Auburn had six players finish in double-figures in the Tigers' 97-48 win over Grambling on Nov. 6.

» Junior Jannah McKay and freshman Robyn Benton led the way with 16 points, followed by junior Crystal Primm (15), sophomore Unique Thompson (14), and junior Daisa Alexander and senior Emari Jones (13).

» The last time Auburn had at least six players score 10+ points, seven players did it against Sam Houston State on Dec. 5, 2008, when the Tigers set a school record with 119 points. That night, it was KeKe Carrier (19), DeWanna Bonner (18), Alli Smalley (16), Whitney Boddie (13), Reneisha Hobbs (13), Chantel Hilliard (13) and Sherell Hobbs (13).

» The Tigers have had at least five players score in double figures in five games this season.

SEEING DOUBLE

» Auburn players have recorded eight double-doubles through 15 games with seven coming from sophomore Unique Thompson.

» Thompson picked up her first SEC double-double of the year with 19 points and 12 rebounds against No. 10 Tennessee on Jan. 3.

» Thompson played a career-high 43 minutes and scored 21 points with 18 rebounds in an 86-81 OT win over North Carolina on Dec. 20.

» Thompson earned her fifth double-double with 14 points and 17 rebounds in a 95-79 win over Oklahoma on Dec. 2.

» Thompson had 16 points and 13 rebounds for her third straight double-double and fifth of the season vs. Louisiana-Lafayette (11/25). She has now had 3 straight double-doubles in back-to-back seasons.

» With her 19-point, 14-rebound effort at Iowa State, Thompson recorded her 10th career double-double. She had reached the milestone by halftime with 16 points and 10 rebounds in the opening 20 minutes; it was the second time in her career she had a double-double by halftime.

» Thompson's 19-point, 19-rebound double-double

at New Mexico was her second of the season and marked a career-high in rebounding for the Auburn sophomore.

» Thompson picked up where she left off in 2017-18 with her eighth career double-double, notching 14 points and 13 rebounds in the season-opener against Grambling. And Jannah McKay earned the second of her career with 16 points and 10 assists.

» The last time two Auburn players had a double-double in the same game was Dec. 13, 2015, at Marquette, when Tra'Ce'e Tanner (13 pts/12 rebs) and Brandy Montgomery (24 pts/12 rebs) did so.

TURNING UP THE PRESSURE

» Auburn has forced at least 20 turnovers in seven straight games and 12 of 15 this season. The Tigers are averaging 26.1 points off opponent turnovers.

» The Tigers are 4-0 this season and 48-8 under Coach Flo when forcing at least 25 turnovers.

» The Tigers scored 38 points off 27 North Carolina turnovers in an 86-81 OT win on Dec. 20 in Myrtle Beach, the most points off turnovers since scoring 41 vs. George Mason on Dec. 23, 2015.

» Auburn forced a season-high of 29 turnovers against Samford on Dec. 16, turning those into 30 points. The Tigers then forced 23 turnovers by Coastal Carolina two days later, scoring another 30 points.

» As of Jan. 8, Auburn ranks No. 7 in the nation in turnover margin (+7.7), No. 8 in steals per game (12.3) and No. 21 in turnovers forced (21.8).

» Last season, the Tigers forced at least 20 turnovers in 23 of 29 games, including 10 games with at least 25 opponent turnovers. Auburn was 8-2 last year when forcing at least 25 turnovers. Auburn ranked No. 2 in the nation in steals (13.2/game) and No. 3 in turnovers forced (22.9) for the 2017-18 season.

RAINTHREE COUNTY

» Auburn has broken the school record for single-game 3-pointers twice so far this year. The most recent setting of the record game Dec. 22 at Elon when Auburn made 14 3-pointers; 11 of those came from freshmen - 5 from Robyn Benton, 4 from Brooke Moore, 2 from Erin Howard. Daisa Alexander, Emari Jones and Jannah McKay had one apiece.

» 20 days earlier, Auburn set a new school record with 13 made 3-pointers in a 95-79 win over Oklahoma on Dec. 2. The Tigers got four apiece from Jones and Benton, three from Alexander and two from Moore.

» The previous record for a single game had been 12, set on Dec. 5, 2007, in a 99-47 win over Colgate. Since 2000, the Tigers have made at least 10 treys in a game 10 times; the most recent was an 82-75 win at Florida on New Year's Day in 2017 when Auburn hit 11 from long range.

» Freshman Robyn Benton is shooting 44.9 percent on 3-pointers this season, making 22-of-49 attempts. She was a perfect 5-for-5 at Elon on Dec. 22.

» Auburn is averaging 7.5 made 3-pointers per game this season with 113 makes through 15 games. The program record for 3-pointers in a season is 181 (5.7/game), set during the 2016-17 season.

WORKING OVERTIME

» Auburn played its first overtime game since 2017 on Dec. 20, defeating North Carolina 86-81 in the Carolinas Challenge in Myrtle Beach, S.C. It was Auburn's first OT win since defeating Arkansas 71-60 on Jan. 24, 2016.

CROSS-COUNTRY TREK

» From Nov. 10-14 as part of the Preseason WNIT

that featured road games at New Mexico and Iowa State, the Tigers traveled 3,741 miles and visited six states in five days:

- Auburn to Atlanta Airport: 100 miles
- Atlanta to Albuquerque: 1,271 miles
- Albuquerque to Phoenix: 330 miles
- Phoenix to Des Moines: 1,155 miles
- Des Moines to Ames (and back): 80 miles
- Des Moines to St. Louis: 237 miles
- St. Louis to Atlanta: 468 miles
- Atlanta to Auburn: 100 miles

» Auburn also made treks to New Orleans, Philadelphia, Myrtle Beach and Elon, N.C., as part of their non-conference schedule. The Tigers traveled a total of 7,427 miles during their non-conference season.

JONES OUT FOR SEASON

» Senior Emari Jones will miss the rest of the 2018-19 season after suffering a knee injury vs. Alabama State on Dec. 29. The Chicago, Ill., native was averaging 10.7 points and 4.8 rebounds and was Auburn's leading 3-point shooter before her injury.

AUBURN HONOR ROLL

- » **Janiah McKay**
--SEC Player of the Week (12/23)
--WNIT All-Tournament Team
--Preseason All-SEC Second Team
- » **Brooke Moore**
--SEC Freshman of the Week (12/31)
- » **Unique Thompson**
--Preseason All-SEC Second Team

ON THIS DATE

» Auburn is 6-4 all-time on Jan. 10. The Tigers' last game on this date was a 79-52 loss at Tennessee in 2016.

NEW FACES

» Auburn welcomes four newcomers to the roster for 2018-19, all freshmen. Joining the Tigers this season are Robyn Benton (G, 5-9, Conyers, Ga.); Brooke Moore (G, 5-7, McDonough, Ga.); Erin Howard (G/F, 6-1, Madison, Wis.); and Natalie Kelly (F, 6-3, Albany, La.).
» The Tigers' 2018-19 freshman class was rated the No. 13 signing class in the country by ESPN HoopGurlz.
» Redshirt junior G Crystal Primm (West Palm Beach, Fla.) is eligible this season after sitting out last year under NCAA transfer rules. She transferred to Auburn from Duke in the summer of 2017 and has two years of eligibility.
» Redshirt freshman Kiyae' White (Macungie, Pa.) will be in action this season after sitting out last year while rehabbing an injury.

WELCOME TO THE FAMILY

» Auburn signed five players to NLI's during the early signing period in November.
» The Tigers will welcome **Lauren Hansen** (5-8, G, Setauket, N.Y.); **Annie Hughes** (5-9, G, Pisgah, Ala.); **Maliya Perry** (6-0, G/F, Pickerington, Ohio); **Morgan Robinson-Nwagwu** (5-8, G, Norcross, Ga.); and **Sania Wells** (5-7, G, Hurley, Miss.) to The Plains beginning in the fall of 2019.

TIGERS IN THE PROS

» DeWanna Bonner completed her ninth season in the WNBA in 2018, all with the Phoenix Mercury, after taking the 2017 season off for the birth of her twins. Bonner had one of her best pro seasons, averaging 17.3 points, 7.2 rebounds and 3.2 assists while starting

all 34 games. She was a beast in the 2018 playoffs, averaging 24.0 points and 11.1 rebounds in seven postseason games. Bonner was named the Associated Press' WNBA Comeback Player of the Year.

» Brandy Montgomery is playing in Europe for her second season, currently on the roster of Luxembourg side Etzella Ettelbruck. Last year, she played for Visby in Sweden, averaging 16.3 points, 5.1 rebounds and 1.8 assists while helping her team to the league semifinals.

Auburn in the SEC & NCAA Stats

(Thru games of 1/7/19)

| Category | Value | SEC | NCAA |
|----------------------|-------|------|-------|
| Scoring Offense | 79.9 | 3rd | 25th |
| Scoring Defense | 63.3 | 7th | 154th |
| Scoring Margin | +16.7 | 3rd | 27th |
| Field Goal Pct. | .441 | 3rd | 47th |
| Field Goal Pct. Def. | .393 | 11th | 167th |
| 3-pt FG Pct. | .340 | 6th | 70th |
| 3-pt FG Pct. Def. | .335 | 13th | 283rd |
| Free Throw Pct. | .746 | 2nd | 41st |
| Rebounds | 38.3 | 8th | 167th |
| Rebound Margin | +3.3 | 7th | 102nd |
| Off. Rebounds | 14.7 | 5th | -- |
| Def. Rebounds | 23.7 | 13th | -- |
| Assists | 14.1 | 7th | 132nd |
| Assist/Turnover | 1.0 | 6th | 78th |
| Blocks | 3.2 | 11th | 167th |
| Turnover Margin | +7.7 | 2nd | 7th |
| Turnovers Forced | 21.8 | 2nd | 21st |
| Steals | 12.3 | 1st | 8th |

INDIVIDUALS (All Games)

| Scoring | Value | SEC | NCAA |
|-----------------|-------|------|-------|
| Janiah McKay | 14.7 | 13th | 217th |
| Unique Thompson | 13.3 | 22nd | -- |

Rebounding

| | | | |
|-----------------|------|-----|------|
| Unique Thompson | 11.1 | 2nd | 23rd |
|-----------------|------|-----|------|

Field Goal Pct.

| | | | |
|-----------------|------|-----|------|
| Unique Thompson | .574 | 2nd | 27th |
|-----------------|------|-----|------|

Assists

| | | | |
|--------------|-----|-----|------|
| Janiah McKay | 4.7 | 6th | 76th |
|--------------|-----|-----|------|

Free Throw Pct.

| | | | |
|---------------|------|-----|-------|
| Janiah McKay | .827 | 4th | 83rd |
| Crystal Primm | .793 | 8th | 138th |

Steals

| | | | |
|-----------------|-----|------|-------|
| Janiah McKay | 2.5 | 2nd | 59th |
| Daisa Alexander | 2.4 | 3rd | 71st |
| Unique Thompson | 2.0 | 6th | 145th |
| Crystal Primm | 1.8 | 13th | 233rd |

3-Point FG Pct.

| | | | |
|-------------|------|-----|-------|
| Emari Jones | .351 | 8th | 144th |
|-------------|------|-----|-------|

3-Point FG Made

| | | | |
|-------------|-----|-----|-------|
| Emari Jones | 2.0 | 9th | 205th |
|-------------|-----|-----|-------|

Blocked Shots

| | | | |
|-----------------|-----|------|-------|
| Unique Thompson | 1.0 | 13th | 221st |
|-----------------|-----|------|-------|

Offensive Rebounds

| | | | |
|-----------------|-----|-----|------|
| Unique Thompson | 4.3 | 2nd | 12th |
|-----------------|-----|-----|------|

Defensive Rebounds

| | | | |
|-----------------|-----|-----|----|
| Unique Thompson | 6.8 | 3rd | -- |
|-----------------|-----|-----|----|

NCAA RPI Report (AU & Opponents)

(thru games of 1/7/19)

| Rk | Team | Record | AU Result |
|-----------|---------------------|-------------|------------|
| 2 | Iowa State | 12-2 | L 64-67 |
| 15 | Mississippi State | 14-1 | -- |
| 22 | Kentucky | 14-2 | -- |
| 25 | Tennessee | 12-2 | L 69-78 |
| 29 | New Mexico | 12-1 | W 79-76 |
| 31 | Missouri | 13-3 | -- |
| 33 | South Carolina | 10-4 | -- |
| 39 | AUBURN | 13-2 | |
| 40 | Texas A&M | 11-4 | -- |
| 41 | North Carolina | 9-7 | W 86-81 OT |
| 53 | LSU | 10-4 | -- |
| 54 | Arkansas | 12-4 | -- |
| 106 | Alabama | 9-6 | -- |
| 117 | Grambling | 3-9 | W 97-48 |
| 124 | Georgia | 11-4 | -- |
| 131 | Oklahoma | 5-8 | W 95-79 |
| 169 | Vanderbilt | 5-10 | -- |
| 181 | Nicholls State | 8-6 | W 80-59 |
| 183 | Elon | 6-7 | W 96-44 |
| 189 | Coastal Carolina | 8-5 | W 84-78 |
| 209 | Samford | 4-10 | W 73-46 |
| 219 | Alabama State | 2-11 | W 83-50 |
| 230 | Ole Miss | 6-10 | -- |
| 241 | Florida | 4-11 | W 64-56 |
| 276 | St. Joseph's | 4-10 | W 81-70 |
| 317 | Louisiana-Lafayette | 2-11 | W 71-59 |

Auburn Career Record Updates

Auburn Career Scoring

| No. | Player | Years | Points |
|-----|---------------------|---------------------|--------------|
| 1. | DeWanna Bonner | 2005-09 | 2,162 |
| 2. | Becky Jackson | 1980-84 | 2,068 |
| 3. | Vickie Orr | 1985-89 | 2,035 |
| 4. | Marianne Merritt | 1975-79 | 1,979 |
| 5. | Carolyn Jones | 1988-91 | 1,831 |
| 6. | Natasha Brackett | 2001-05 | 1,716 |
| 7. | Brandy Montgomery | 2013-17 | 1,644 |
| 8. | Mae Ola Bolton | 1984-88 | 1,616 |
| 9. | Alli Smalley | 2007-11 | 1,601 |
| 10. | Angie Hannah | 1978-82 | 1,583 |
| 11. | Tyrese Tanner | 2010-14 | 1,515 |
| 12. | Le'Co'e Willingham | 1999-03 | 1,475 |
| 13. | Janiah McKay | 2015-present | 1,419 |
| 14. | Lori Monroe | 1979-83 | 1,415 |
| 15. | Tasha Hamilton | 1997-01 | 1,402 |
| 16. | Sherell Hobbs | 2005-09 | 1,372 |
| 17. | Linda Godby | 1986-90 | 1,365 |
| 18. | Tra'Ce'e Tanner | 2012-16 | 1,327 |
| 19. | Debra Larkin | 1981-85 | 1,310 |
| 20. | C.C. Hayden | 1989-92 | 1,306 |
| 21. | Katie Frerking | 2013-17 | 1,271 |
| 22. | Conswella Sparrow | 1997-00 | 1,249 |
| 23. | Blanche Alverson | 2009-13 | 1,244 |
| 24. | Brenda Hill | 1981-85 | 1,222 |
| 25. | Monique Morehouse | 1992-96 | 1,191 |
| 26. | Lauretta Freeman | 1989-93 | 1,188 |
| 27. | Hasina Muhammad | 2001-15 | 1,184 |
| 28. | Sharon Stewart | 1984-88 | 1,184 |
| 29. | Ruthie Bolton | 1985-89 | 1,176 |
| 30. | Tiffany Krantz | 1996-00 | 1,136 |

Auburn Career Assists

| No. | Player | Years | Assists |
|-----|---------------------|---------------------|------------|
| 1. | Whitney Boddie | 2005-09 | 603 |
| 2. | Renae Halbrooks | 1978-82 | 593 |
| 3. | Helene Baroody | 1983-87 | 587 |
| 4. | Kristen Mulligan | 1992-96 | 551 |
| 5. | Ruthie Bolton | 1985-89 | 526 |
| 6. | Martha Monk | 1979-81 | 525 |
| 7. | Chantel Tremiere | 1987-91 | 490 |
| 8. | Tiffany Krantz | 1996-2000 | 414 |
| 9. | Debra Larkin | 1981-85 | 386 |
| 10. | Janiah McKay | 2015-present | 385 |
| 11. | Samantha Williams | 1991-96 | 323 |
| 12. | Nicole Louden | 2001-05 | 311 |
| 13. | Katie Frerking | 2013-17 | 307 |
| 14. | Alli Smalley | 2007-11 | 303 |
| 15. | Morgan Toles | 2009-11 | 267 |
| 16. | Najat Ouardad | 2011-13 | 259 |
| 17. | Cindy Sagrera | 1981-84 | 254 |
| 18. | Mae Ola Bolton | 1984-88 | 252 |
| 19. | Nitasha Brown | 2002-06 | 236 |
| 20. | DeWanna Bonner | 2005-09 | 226 |
| 21. | Tasha Hamilton | 1997-2001 | 219 |
| 22. | Angie Hannah | 1978-82 | 214 |
| 23. | Lynn Stevenson | 1987-91 | 212 |
| 24. | LaRita Spencer | 1999-2001 | 209 |
| 25. | Terryland Robinson | 1989-93 | 207 |
| | Diann McNeil | 1984-88 | 202 |
| 27. | Justine Agbatan | 1995-98 | 201 |
| 28. | Nancy Derrick | 2000-04 | 200 |
| | Sherell Hobbs | 2005-09 | 200 |
| 30. | Tamela McCorvey | 2006-08 | 189 |

Auburn Career Steals

| No. | Player | Years | Steals |
|-----|---------------------|---------------------|------------|
| 1. | Mae Ola Bolton | 1985-88 | 282 |
| 2. | Kristen Mulligan | 1993-96 | 253 |
| 3. | Ruthie Bolton | 1986-89 | 246 |
| 4. | Debra Larkin | 1982-85 | 242 |
| 5. | Helene Baroody | 1984-87 | 240 |
| 6. | Katie Frerking | 2013-17 | 234 |
| 7. | Sherell Hobbs | 2005-09 | 231 |
| 8. | Hasina Muhammad | 2011-15 | 223 |
| 9. | DeWanna Bonner | 2005-09 | 208 |
| 10. | Natasha Brackett | 2001-05 | 202 |
| -- | Janiah McKay | 2015-present | 191 |

Auburn Career Free Throws

| No. | Player | Years | FTs |
|-----|---------------------|---------------------|------------|
| 1. | DeWanna Bonner | 2005-09 | 600 |
| 2. | Carolyn Jones | 1988-91 | 438 |
| 3. | Janiah McKay | 2015-present | 376 |
| | Tyrese Tanner | 2010-14 | 376 |
| 5. | Conswella Sparrow | 1997-00 | 346 |
| | Le'Co'e Willingham | 1999-04 | 346 |
| 7. | Becky Jackson | 1980-84 | 340 |
| | Vickie Orr | 1985-89 | 307 |
| 9. | Marianne Merritt | 1975-79 | 305 |
| 10. | Tasha Hamilton | 1997-01 | 296 |

Auburn Career Free-Throw Pct. (min 150 att.)

| No. | Player | Years | Pct. (FT-FTA) |
|-----|---------------------|---------------------|-----------------------|
| 1. | Carolyn Jones | 1988-91 | .810 (438-541) |
| 2. | Kristen Mulligan | 1992-96 | .796 (191-240) |
| 3. | DeWanna Bonner | 2005-09 | .795 (600-777) |
| 4. | Laticia Morris | 1995-97 | .787 (233-296) |
| 5. | Whitney Boddie | 2005-09 | .777 (219-282) |
| 6. | Linda Godby | 1986-90 | .774 (185-239) |
| 7. | Janiah McKay | 2015-present | .772 (376-487) |
| 8. | Brenda Hill | 1982-83 | .76752 (208-271) |
| 9. | Helene Baroody | 1983-87 | .76732 (155-202) |
| 10. | Patrena Scruggs | 1987-89 | .749 (128-171) |

Auburn Career Double-Doubles

| No. | Player | Years | D-Ds |
|-----|------------------------|---------------------|-----------|
| 1. | DeWanna Bonner | 2005-09 | 40 |
| 2. | Lauretta Freeman | 1989-93 | 38 |
| 3. | C.C. Hayden | 1989-92 | 30 |
| 4. | Le'Co'e Willingham | 1999-04 | 29 |
| 5. | Vickie Orr | 1985-89 | 27 |
| 6. | Monique Morehouse | 1992-96 | 24 |
| 7. | Becky Jackson | 1980-84 | 19 |
| 8. | Conswella Sparrow | 1997-00 | 15 |
| 9. | Unique Thompson | 2017-present | 14 |
| | Tra'Ce'e Tanner | 2012-16 | 14 |
| 11. | Tasha Hamilton | 1997-01 | 13 |
| | Sharon Stewart | 1984-88 | 13 |
| 13. | Danielle Coleman | 1992-94 | 12 |
| | Marita Payne | 2002-06 | 12 |
| 15. | Whitney Boddie | 2005-09 | 11 |
| | KeKe Carrier | 2005-10 | 11 |
| 17. | Tia Miller | 2001-04 | 8 |
| | Tara Williams | 1995-97 | 8 |
| 19. | Katie Frerking | 2013-17 | 7 |
| | Linda Godby | 1986-90 | 7 |
| | Laticia Morris | 1995-97 | 7 |
| | Mandisa Stevenson | 2002-04 | 7 |
| | Tyrese Tanner | 2010-14 | 7 |
| 24. | Justine Agbatan | 1995-98 | 6 |
| | Brenda Hill | 1982-83 | 6 |
| | Kendall Mago | 1988-92 | 6 |
| | Samantha Williams | 1991-96 | 6 |
| 28. | Ruthie Bolton | 1985-89 | 5 |
| | Jordan Greenleaf | 2006-11 | 5 |

Auburn Career Rebounding

| No. | Player | Years | Rebounds |
|-----|------------------------|---------------------|------------|
| 1. | Becky Jackson | 1980-84 | 1,118 |
| 2. | DeWanna Bonner | 2005-09 | 1,047 |
| 3. | Lori Monroe | 1979-83 | 1,015 |
| 4. | Vickie Orr | 1985-89 | 1,006 |
| 5. | Lauretta Freeman | 1989-93 | 976 |
| 6. | Marianne Merritt | 1975-79 | 972 |
| 7. | Le'Co'e Willingham | 1999-03 | 927 |
| 8. | Monique Morehouse | 1992-96 | 792 |
| 9. | Jordan Greenleaf | 2006-11 | 761 |
| | Charlene Thomas | 1984-87 | 761 |
| 11. | Tra'Ce'e Tanner | 2012-16 | 758 |
| 12. | Sharon Stewart | 1984-88 | 757 |
| 13. | C.C. Hayden | 1989-92 | 749 |
| | Kendall Mago | 1988-92 | 749 |
| 15. | Tasha Hamilton | 1997-01 | 663 |
| 16. | Mae Ola Bolton | 1984-88 | 653 |
| 17. | Marita Payne | 2002-06 | 630 |
| 18. | Katie Frerking | 2013-17 | 627 |
| 19. | Sherell Hobbs | 2005-09 | 612 |
| 20. | Brenda Hill | 1982-85 | 604 |
| 21. | Blanche Alverson | 2009-13 | 602 |
| 22. | KeKe Carrier | 2005-10 | 600 |
| 23. | Angie Hannah | 1978-82 | 588 |
| 24. | Linda Godby | 1986-90 | 580 |
| 25. | Tyrese Tanner | 2010-14 | 572 |
| | Conswella Sparrow | 1997-00 | 572 |
| 27. | Diann McNeil | 1984-88 | 498 |
| 28. | Samantha Williams | 1991-96 | 495 |
| 29. | Hasina Muhammad | 2011-15 | 494 |
| 30. | Ruthie Bolton | 1985-89 | 490 |
| -- | Unique Thompson | 2017-present | 393 |

Auburn Individual & Team Records

Single Game

| | |
|-------------------------|---|
| Points | 41, Conswella Sparrow vs. South Alabama (Feb. 17, 1998) |
| Field Goals | 17, Becky Jackson vs. UAB (1982-83) |
| Field Goal Attempts | 34, Marianne Merritt vs. West Georgia (1975-76) |
| FG Percentage | 1.000 (12-12), Laticia Morris vs. S. Alabama (Jan. 14, 1997) |
| 3PT Field Goals | 8, Tiffany Krantz vs. Troy State (Nov. 21, 1997) |
| 3PT Field Goal Attempts | 16, Brandy Montgomery at Marquette (Dec. 13, 2015) |
| 3PT FG Pct. | 1.000 (7-7), Tiffany Krantz vs. Vanderbilt (Jan. 29, 1997) |
| Free Throws | 14, DeWanna Bonner vs. Tennessee (Jan. 25, 2009) |
| Free Throw Attempts | 17, Becky Jackson vs. Iona (Dec. 13, 1980) |
| FT Percentage | 1.000 (11-11), Conswella Sparrow vs. Georgia (Jan. 17, 1998) |
| | 1.000 (11-11), Lori Nero vs. Missouri State (Mar. 17, 2000) |
| | 1.000 (11-11), Sherell Hobbs vs. Stephen F. Austin (Jan. 3, 2009) |
| | 1.000 (11-11), Janiah McKay vs. Texas A&M (Jan. 7, 2018) |
| Rebounds | 26, Marianne Merritt vs. Montevallo (1975-76) |
| Assists | 18, Martha Monk vs. Alabama State (1980-81) |
| Blocks | 13, Marita Payne vs. Arkansas (Feb. 3, 2005) |
| Steals | 10, Kristen Mulligan vs. NE Illinois (Dec. 18, 1992) |
| | 10, Ruthie Bolton vs. Long Beach St. (April 1, 1988) |
| | 10, Mae Ola Bolton vs. Kentucky (Feb. 3, 1987) |

Season

| | |
|-------------------------|---|
| Points | 716, DeWanna Bonner (2008-09) |
| Scoring Average | 21.9, Marianne Merritt (1975-76) |
| Field Goals | 259, Tara Williams (1996-97) |
| | 259, Angie Hannah (1980-81) |
| Field Goal Attempts | 544, Tara Williams (1996-97) |
| Field Goal Percentage | .663 (222-335), Becky Jackson (1982-83) |
| 3PT Field Goals | 70, Tiffany Krantz (1996-97) |
| 3PT Field Goal Attempts | 197, Brandy Montgomery (2016-17) |
| 3PT FG Percentage | .429 (48-112), Kristen Mulligan (1994-95) |
| Free Throws | 218, DeWanna Bonner (2008-09) |
| Free Throw Attempts | 258, DeWanna Bonner (2008-09) |
| Free Throw Percentage | .862 (25-59), Beth Bryant (1982-83) |
| Rebounds | 401, Lauretta Freeman (1992-93) |
| Rebounding Average | 15.3, Marianne Merritt (1975-76) |
| Assists | 294, Martha Monk (1980-81) |
| Assists Average | 8.9, Martha Monk (1980-81) |
| Blocks | 141, Marita Payne (2004-05) |
| Steals | 114, Marianne Merritt (1975-76) |
| Double-Doubles | 26, Lauretta Freeman (1992-93) |

Career

| | |
|---------------------------|-----------------------------------|
| Points | 2,162, DeWanna Bonner (2005-09) |
| Scoring Average | 20.4, Marianne Merritt (1975-79) |
| Field Goals | 864, Becky Jackson (1980-84) |
| | 864, Vickie Orr (1985-89) |
| Field Goal Attempts | 1,795, Marianne Merritt (1975-79) |
| Field Goal Percentage | .602, Becky Jackson (1980-1984) |
| 3PT Field Goals | 219, Alli Smalley (2007-11) |
| 3PT Field Goal Attempts | 688, Brandy Montgomery (2013-17) |
| 3PT Field Goal Percentage | .415, Carolyn Jones (1988-91) |
| Free Throws | 600, DeWanna Bonner (2005-09) |
| Free Throw Attempts | 755, DeWanna Bonner (2005-09) |
| Free Throw Percentage | .810, Carolyn Jones (1988-91) |
| Rebounds | 1,118, Becky Jackson (1980-84) |
| Rebounding Average | 10.0, Marianne Merritt (1975-79) |
| Assists | 603, Whitney Boddie (2005-09) |
| Assists Average | 8.3, Martha Monk (1979-81) |
| Blocks | 377, Marita Payne (2002-06) |
| Steals | 282, Mae Ola Bolton (1985-88) |
| Double-Doubles | 40, DeWanna Bonner (2005-09) |

Triple-Doubles

Only three players ever at Auburn, male or female, have recorded a triple-double in a game, with two coming from the women's team: Marita Payne and Whitney Boddie. Payne recorded the first ever on Feb. 3, 2005 with 15 points, 12 rebounds and 13 blocks against Arkansas. Boddie followed up with one on Dec. 5, 2008 with 24 points, 11 rebounds and 12 assists against Sam Houston State.

Single Game

| | |
|----------------------------|--|
| Points | 119 vs. Sam Houston State (Dec. 5, 2008) |
| First Half Points | 63 vs. Florida Southern (Jan. 17, 1987) |
| Second Half Points | 64 vs. Jacksonville State (Jan. 19, 1999) |
| Points in a Quarter | 32 (4Q) vs. Indiana (Nov. 27, 2016) |
| | 32 (4Q) vs. Oklahoma (Dec. 2, 2018) |
| Field Goals | 51 vs. Alabama State (Dec. 2, 1986) |
| Field Goal Attempts | 97 vs. Georgia State (Dec. 5, 1987) |
| Field Goal Percentage | .672 (38-58) vs. North Carolina (Dec. 18, 1982) |
| 3PT Field Goals | 14 at Elon (Dec. 22, 2018) |
| 3PT Field Goal Attempts | 33 vs. Iowa State (Dec. 28, 2001) |
| 3PT FG Percentage | .833 (5-6) vs. Charleston Southern (Nov. 23, 2001) |
| | .833 (5-6) at LSU (Feb. 1, 2009) |
| Free Throws | 38 vs. Tuskegee (1976-77) |
| Free Throw Attempts | 54 vs. Tuskegee (1976-77) |
| Free Throw Percentage | 1.000 (16-16) vs. Texas A&M (Jan. 8, 2018) |
| Rebounds | 79 vs. Eastern Kentucky (Nov. 25, 1989) |
| | 79 vs. Alabama-Huntsville (Jan. 5, 1980) |
| Assists | 38 vs. Georgia State (Dec. 5, 1987) |
| Blocks | 17 vs. Alabama A&M (Nov. 19, 2009) |
| | 17 vs. South Alabama (Feb. 23, 1994) |
| | 17 vs. Lamar (Dec. 1, 1993) |
| Steals | 24 vs. Tennessee State (Dec. 5, 2001) |
| | 24 vs. East Carolina (Dec. 5, 2015) |
| Opponent Turnovers | 45 vs. Puerto Rico-Mayaguez (Dec. 17, 2000) |
| Fewest Points | 25 vs. Mercer (1971-72) |
| Fewest First Half Points | 12 vs. Hampton (Dec. 30, 2014) |
| Fewest Second Half Points | 10 vs. Mercer (1971-72) |
| Fewest Rebounds | 17 vs. Vanderbilt (Feb. 4, 2016) |
| Fewest Assists | 3 vs. Tennessee (Jan. 10, 2002) |
| Fewest Field Goals | 12 vs. Vanderbilt (Dec. 18, 1994) |
| | 12 vs. South Carolina (Feb. 16, 2006) |
| Fewest Field Goal Attempts | 39 at Duke (Nov. 27, 2005) |
| Fewest Free Throws | 0 vs. Georgia (Feb. 12, 1983) |
| Fewest Free Throw Attempts | 4 vs. Northwestern (Dec. 12, 1990) |
| | 4 vs. South Alabama (Feb. 20, 1991) |
| | 4 at Kentucky (Feb. 3, 2011) |
| | 4 at Kentucky (Jan. 17, 2016) |
| | 4 vs. Texas A&M (Feb. 5, 2017) |
| | 4 at Tennessee (Jan. 4, 2018) |
| Fewest Fouls | 6 vs. Alabama State (Feb. 20, 1991) |
| Fewest Turnovers | 5 at Alabama (Feb. 26, 2004) |
| | 5 vs. Florida (Dec. 31, 2017) |

Season

| | |
|---------------------------|-------------------------------|
| Points | 2,945 in 1987-88 |
| Scoring Average | 87.1 in 1986-87 |
| Field Goals | 1,238 in 1987-88 |
| Field Goal Attempts | 2,468 in 1987-88 |
| Field Goal Percentage | .524 (1,201-2,292) in 1986-87 |
| 3PT Field Goals | 181 in 2016-17 |
| 3PT Field Goal Attempts | 639 in 2016-17 |
| 3PT Field Goal Percentage | .406 (26-64) in 1987-88 |
| Free Throws | 572 in 1989-90 |
| Free Throw Attempts | 838 in 1989-90 |
| Free Throw Percentage | .749 (519-693) in 1990-91 |
| Rebounds | 1,652 in 1987-88 |
| Rebounding Average | 47.2 in 1987-88 |
| Rebounding Margin | +15.7 in 1987-88 |
| Assists | 674 in 1987-88 |
| Blocks | 207 in 2005-06 |
| Steals | 402 in 2012-13 |
| Turnovers Forced | 709 in 2016-17 |
| Wins | 32 in 1987-88/1988-89 |
| Consecutive Wins | 28 in 1988-89 |
| Consecutive Home Wins | 68 from 1986-91 |
| Losses | 18 in 1977-78/1978-79/2014-15 |

TIGERS' RECORD WHEN...

| | 2018-19 | Under Coach Flo |
|--|---------|-----------------|
| At Home..... | 6-1 | 67-30 |
| On the Road..... | 5-1 | 30-50 |
| At a Neutral Site..... | 2-0 | 18-13 |
| When wearing white..... | 5-1 | 66-24 |
| When wearing orange..... | 2-0 | 7-10 |
| When wearing blue..... | 6-1 | 38-55 |
| When wearing pink..... | 0-0 | 4-4 |
| Leading at the half..... | 11-1 | 91-19 |
| Trailing at the half..... | 2-0 | 24-68 |
| Tied at the half..... | 0-1 | 0-6 |
| Scores 100+ points..... | 0-0 | 0-0 |
| Scores 90-99 points..... | 3-0 | 6-0 |
| Scores 80-89 points..... | 5-0 | 25-1 |
| Scores 70-79 points..... | 4-0 | 33-6 |
| Scores 60-69 points..... | 1-2 | 35-20 |
| Scores fewer than 60 points..... | 0-0 | 14-66 |
| Holds opponent to 41-50 points..... | 4-0 | 30-3 |
| Holds opponent to 31-40 points..... | 0-0 | 6-0 |
| Holds opponent to under 30 points..... | 0-0 | 2-0 |
| Force 25 or more turnovers..... | 4-0 | 48-8 |
| Shoots 50% FG or better..... | 3-0 | 30-2 |
| Shoots 40-49% FG..... | 8-1 | 60-22 |
| Shoots 39.9% or under FG..... | 2-1 | 24-70 |
| Holds opponent under 30% FG..... | 2-0 | 24-2 |
| Shoots higher FG% than opponent..... | 11-1 | 95-21 |
| Shoots lower FG% than opponent..... | 2-1 | 20-67 |
| Shoots same FG% as opponent..... | 0-0 | 0-3 |
| Shoots higher FT% than opponent..... | 7-2 | 49-35 |
| Shoots lower FT% than opponent..... | 6-0 | 65-58 |
| Shoots same FT% as opponent..... | 0-0 | 0-1 |
| Out-rebounds opponent..... | 9-0 | 72-25 |
| Out-rebounded by opponent..... | 2-2 | 37-67 |
| Tied in rebounds..... | 2-0 | 5-2 |
| Versus ranked opponent..... | 0-1 | 4-42 |
| In overtime..... | 1-0 | 4-4 |
| Games decided by 3 points or less..... | 1-1 | 8-14 |
| Games decided by 4-5 points..... | 1-0 | 11-13 |
| Games decided by 6-10 points..... | 2-1 | 27-25 |
| Games decided by 11-20 points..... | 4-0 | 33-26 |
| Games decided by 21-30 points..... | 2-0 | 23-9 |
| Games decided by 30+ points..... | 3-0 | 13-6 |
| On Television/Digital..... | 10-1 | 56-62 |
| In November..... | 5-1 | 31-13 |
| In December..... | 7-0 | 38-8 |
| In January..... | 1-1 | 14-35 |
| In February..... | 0-0 | 19-26 |
| In March..... | 0-0 | 11-11 |

2018-19 Auburn Superlatives...

First Half

| | |
|---|--|
| Most points scored in the first quarter..... | 30, at St. Joseph's (12/6/18) |
| Most points scored in the second quarter..... | 27, vs. Oklahoma (12/2/18) |
| Most points scored in the first half..... | 51, at Elon (12/22/18) |
| Fewest points scored in the first half..... | 25, at Florida (1/6/19) |
| Fewest points allowed in the first half..... | 17, vs. Samford (12/16/18) |
| Most points allowed in the first half..... | 39, vs. Coastal Carolina (12/18/18) |
| Best FG % in the first half..... | .575, at Elon (12/22/18) |
| Worst FG % in the first half..... | .303, at New Mexico (11/11/18) |
| Best FG % by an opponent in the first half..... | .520, vs. North Carolina (12/20/18) |
| Worst FG % by an opponent in the first half..... | .240, vs. Alabama State (12/29/18) |
| Most rebounds in the first half..... | 29, at New Mexico (11/11/18) |
| Fewest rebounds in the first half..... | 15, vs. Coastal Carolina (12/18/18) |
| Most rebounds by an opponent in the first half..... | 23, vs. Oklahoma (12/2/18) & vs. Coastal Carolina (12/18/18) |
| Fewest rebounds by an opponent in the first half..... | 10, vs. Nicholls State (11/9/18) |

Second Half

| | |
|--|--|
| Most points scored in the third quarter..... | 27, vs. Nicholls State (11/9/18) |
| Most points scored in the fourth quarter..... | 32, vs. Oklahoma (12/2/18) |
| Most points scored in an overtime period..... | 17, vs. North Carolina (12/20/18) |
| Most points scored in the second half..... | 53, vs. Grambling (11/6/18) |
| Fewest points scored in the second half..... | 26, at Iowa State (11/13/18) |
| Fewest points allowed in the second half..... | 25, at Elon (12/22/18) & at Florida (1/6/19) |
| Most points allowed in the second half..... | 49, vs. Oklahoma (12/2/18) |
| Best FG % in the second half..... | .704, at Elon (12/22/18) |
| Worst FG % in the second half..... | .310, at Iowa State (11/13/18) |
| Best FG % by an opponent in the second half..... | .600, vs. Tennessee (1/3/19) |
| Worst FG % by an opponent in the second half..... | .280, vs. Grambling (11/6/18) |
| Most rebounds in the second half..... | 25, vs. Grambling (11/6/18) |
| Fewest rebounds in the second half..... | 10, vs. Tennessee (1/3/19) |
| Most rebounds by an opponent in the second half..... | 24, vs. Tennessee (1/3/19) |
| Fewest rebounds by an opponent in the second half..... | 9, at Elon (12/22/18) |

Game

| | |
|-------------------------------------|--|
| Most points scored..... | 97, vs. Grambling (11/6/18) |
| Fewest points scored..... | 64, at Iowa State (11/13/18) & at Florida (1/6/19) |
| Most points allowed..... | 81 (OT), vs. North Carolina (12/20/18) |
| Fewest points allowed..... | 44, at Elon (12/22/18) |
| Best FG %..... | .633, at Elon (12/22/18) |
| Worst FG %..... | .314, vs. Alabama State (12/29/18) |
| Best FG % by an opponent..... | .540, vs. Tennessee (1/3/19) |
| Worst FG % by an opponent..... | .259, vs. Grambling (11/6/18) |
| Most rebounds..... | 53, vs. Grambling (11/6/18) |
| Fewest rebounds..... | 29, vs. Tennessee (1/3/19) |
| Most rebounds by an opponent..... | 43, vs. Tennessee (1/3/19) |
| Fewest rebounds by an opponent..... | 21, at Elon (12/22/18) |

Miscellaneous

| | |
|---|---|
| Highest-scoring quarter..... | 32, 4Q vs. Oklahoma (12/2/18) |
| Lowest-scoring quarter..... | 7, 3Q at Iowa State (11/13/18) |
| Highest-scoring opponent quarter..... | 26, 4Q vs. Oklahoma (12/2/18) |
| Lowest-scoring opponent quarter..... | 5, 2Q vs. Grambling (11/6/18) & 1Q vs. Alabama State (12/29/18) |
| Largest margin in a single quarter..... | +21 (27-6), 2Q vs. Oklahoma (12/2/18) |
| Largest margin of victory..... | 52, at Elon (12/22/18) |
| Smallest margin of victory..... | 3, at New Mexico (11/11/18) |
| Largest margin of defeat..... | 9, vs. Tennessee (1/3/19) |
| Smallest margin of defeat..... | 3, at Iowa State (11/13/18) |
| Largest halftime lead..... | 32, at Elon (12/22/18) |
| Smallest halftime lead..... | 3, at New Mexico (11/11/18) |
| Times tied at halftime..... | 1 - 35-35 vs. Tennessee (1/3/19) |
| Largest halftime deficit..... | 6, at Florida (1/6/19) |
| Smallest halftime deficit..... | 1, vs. Coastal Carolina (12/18/18) |
| Largest rebounding margin..... | +27, vs. Grambling (11/6/18) |
| Smallest rebounding margin..... | +1, vs. Louisiana-Lafayette (11/25/18) & at XULA (11/28/18) |
| Last time tied in rebounding..... | 30-30, at St. Joseph's (12/6/18) |
| Largest rebounding deficit..... | -14, vs. Tennessee (1/3/19) |
| Smallest rebounding deficit..... | -2, vs. Samford (12/16/18) |
| Largest deficit overcome to win game..... | 8, vs. Oklahoma (12/2/18) & at Florida (1/6/19) |
| Largest lead lost..... | 15, at Iowa State (11/13/18) |

MISCELLANEOUS STATISTICS

| Double-Doubles | Season | Career |
|-----------------|--------|--------|
| Unique Thompson | 7 | 14 |
| Janiah McKay | 1 | 2 |

| 30+ Point Games | Season | Career |
|-----------------|--------|--------|
| | | |

| 20+ Point Games | Season | Career |
|-----------------|--------|--------|
| Janiah McKay | 4 | 21 |
| Daisa Alexander | 2 | 8 |
| Unique Thompson | 1 | 4 |
| Brooke Moore | 1 | 1 |

| 10+ Rebound Games | Season | Career |
|-------------------|--------|--------|
| Unique Thompson | 8 | 19 |

| 10+ Assist Games | Season | Career |
|------------------|--------|--------|
| Janiah McKay | 1 | 2 |

| 5+ Steal Games | Season | Career |
|-----------------|--------|--------|
| Daisa Alexander | 1 | 2 |
| Crystal Primm | 1 | 1 |
| Janiah McKay | 0 | 5 |
| Erica Sanders | 0 | 1 |

| 5+ Block Games | Season | Career |
|-----------------|--------|--------|
| Unique Thompson | 0 | 1 |

GAMES LED AUBURN IN . . .

| Scoring | Season | Career |
|-----------------|--------|--------|
| Janiah McKay | 6 | 34 |
| Unique Thompson | 6 | 11 |
| Daisa Alexander | 3 | 10 |
| Robyn Benton | 1 | 1 |
| Emari Jones | 1 | 1 |
| Brooke Moore | 1 | 1 |
| Crystal Primm | 1 | 1 |

| Rebounding | Season | Career |
|------------------|--------|--------|
| Unique Thompson | 14 | 33 |
| Crystal Primm | 1 | 1 |
| Erin Howard | 1 | 1 |
| Emari Jones | 0 | 3 |
| Daisa Alexander | 0 | 2 |
| Abigayle Jackson | 0 | 2 |
| Janiah McKay | 0 | 2 |
| Erica Sanders | 0 | 2 |

| Assists | Season | Career |
|-----------------|--------|--------|
| Janiah McKay | 7 | 64 |
| Daisa Alexander | 3 | 4 |
| Unique Thompson | 1 | 3 |
| Emari Jones | 1 | 2 |
| Erica Sanders | 0 | 5 |

(includes games where lead was shared)

2018-19 DOUBLE-DOUBLES

- Unique Thompson vs. Grambling (14 pts, 13 reb)
- Janiah McKay vs. Grambling (16 pts, 10 ast)
- Unique Thompson at New Mexico (19 pts, 19 reb)
- Unique Thompson at Iowa State (19 pts, 14 reb)
- Unique Thompson vs. UL-Lafayette (16 pts, 13 reb)
- Unique Thompson vs. Oklahoma (14 pts, 17 reb)
- Unique Thompson vs. North Carolina (21 pts, 18 reb)
- Unique Thompson vs. Tennessee (19 pts, 12 reb)

Last Time an Auburn Team...

- Scored 90 points Auburn 96, Elon 44, in Elon, N.C. (Dec. 22, 2018)
- Scored 100 points Auburn 119, Sam Houston State 54, in Auburn, Ala. (Dec. 5, 2008)
- Scored 100 points in an SEC game Auburn 102, Tennessee 96, SEC Tournament in Albany, Ga. (Mar. 6, 1987)
- Scored 100 at home Auburn 119, Sam Houston State 54, in Auburn, Ala. (Dec. 5, 2008)
- Scored 80 points and lost Virginia Tech 92, Auburn 87 [OT] in Auburn, Ala. (Dec. 18, 2016)
- Scored 90 points and lost Kentucky 91, Auburn 90 [2OT], in Auburn, Ala. (Feb. 2, 1986)
- Scored 100 points and lost Never
- Scored 110+ points Auburn 119, Sam Houston State 54, in Auburn, Ala. (Dec. 5, 2008)
- Scored 50-59 points in a half 51 - 1st half at Elon in Elon, N.C. (Dec. 22, 2018)
- Scored 60 or more points in a half 62 (2nd half) - vs. Drake in New Orleans, La. (Dec. 21, 2016)
- Scored 30 or more points in a quarter 30 (1st quarter) - at St. Joseph's in Philadelphia, Pa. (Dec. 6, 2018)
- Scored 50 points or less in a game 48 - at Kentucky in Lexington, Ky. (Feb. 1, 2018)
- Scored 50 points or less and won Auburn 47, Missouri 45 [SEC] in Jacksonville, Fla. (March 3, 2016)
- Scored 40 points or less in a game Georgia 63, Auburn 30, in Athens, Ga. (Jan. 28, 2016)
- Scored less than 10 points in a quarter 9 points (2nd quarter) vs. Florida in Gainesville, Fla. (Jan. 6, 2019)
- Scored less than 20 points in a 1st half 16 points vs. Missouri in Auburn, Ala. (Feb. 15, 2018)
- Scored less than 20 points in a 2nd half 18 points vs. Missouri [SEC] in Jacksonville, Fla. (March 3, 2016)
- Had 35+ rebound margin 36 - (52-16) vs. Alabama A&M in Normal, Ala. (Nov. 19, 2013)
- Had 25+ rebound margin 33 - (53-26) vs. Grambling State in Auburn, Ala. (Nov. 6, 2018)
- Had 20+ rebound margin 33 - (53-26) vs. Grambling State in Auburn, Ala. (Nov. 6, 2018)
- Attempted 30 free throws 36 - vs. Alabama State in Auburn, Ala. (Dec. 29, 2018)
- Attempted 35 free throws 36 - vs. Alabama State in Auburn, Ala. (Dec. 29, 2018)
- Attempted 40 free throws 41 - vs. Alabama State in Auburn, Ala. (Nov. 15, 2006)
- Attempted 5 free throws or less 5 - vs. Tennessee [SEC] in Nashville, Tenn. (March 1, 2018)
- Did not attempt a free throw Never
- Made 20 free throws 29 - vs. Alabama State (29-36) in Auburn, Ala. (Dec. 29, 2018)
- Made 25 free throws 29 - vs. Alabama State (29-36) in Auburn, Ala. (Dec. 29, 2018)
- Made 30 free throws 31 - vs. Northwestern State (31-43) (Dec. 30, 2003)
- Had 25 assists 25 - vs. Ole Miss in Auburn, Ala. (Jan. 8, 2017)
- Had 25 turnovers 25 - at Kentucky in Lexington, Ky. (Feb. 1, 2018)
- Had 10 turnovers or less 6 - vs. Alabama State in Auburn, Ala. (Dec. 29, 2018)
- Had 25+ steals Never
- Had 20-24 steals 20 - vs. North Carolina in Myrtle Beach, S.C. (Dec. 20, 2018)
- Had 15-19 steals 17 - vs. Alabama State in Auburn, Ala. (Dec. 29, 2018)
- Had 10-14 blocks 10 - vs. Louisiana Tech in Auburn, Ala. (Nov. 19, 2017)
- Had 15+ blocks 15 - at Florida International in Miami, Fla. (Dec. 29, 2014)
- Won an overtime game Auburn 86, North Carolina 81 [1OT] in Myrtle Beach, S.C. (Dec. 20, 2018)
- Lost an overtime game Alabama 63, Auburn 61 [1OT] in Auburn, Ala. (Feb. 20, 2017)
- Played a double overtime game Auburn 70, Alabama 65 [2OT] in Auburn, Ala. (Feb. 27, 2014)
- Played three or more overtimes Never
- Shot 70% for a half 70.4% (19-of-27), 2nd half at Elon in Elon, N.C. (Dec. 22, 2018)
- Shot 60% for a game 63.3% (38-of-60) at Elon in Elon, N.C. (Dec. 22, 2018)
- Shot less than 30% for a game 27.6% (21-of-76) vs. Missouri in Auburn, Ala. (Feb. 15, 2018)
- Shot 90-99.9% from the free throw line (minimum 10 attempts) 92.3% (12-of-13) vs. Nicholls State in Auburn, Ala. (Nov. 9, 2018)
- Shot 100% from the free throw line (minimum 10 attempts) 100% (16-of-16) vs. Texas A&M in Auburn, Ala. (Jan. 7, 2018)
- Shot 50% on 3-pointers (minimum 5 attempts) 53.8% (14-of-26) at Elon in Elon, N.C. (Dec. 22, 2018)
- Shot 20-30% in a half 20.0% (6-of-30), 2nd half vs. Vanderbilt in Auburn, Ala. (Feb. 12, 2018)
- Shot less than 20% in a half 18.4% (7-of-38), 1st half vs. Missouri in Auburn, Ala. (Feb. 15, 2018)
- Shot 55% or better and lost 58.1% (25-of-43) vs. Tennessee (Jan. 20, 2005)
- Made at least 10 3-point field goals 10-of-35 vs. Alabama State in Auburn, Ala. (Dec. 29, 2018)
- Failed to make a 3-point field goal 0-of-5 vs. Southern in Auburn, Ala. (Dec. 9, 2017)
- Had 60+ rebounds 61 - vs. Stephen F. Austin in Auburn, Ala. (Dec. 17, 2007)
- Had 50-59 rebounds 53 - vs. Grambling State in Auburn, Ala. (Nov. 6, 2018)
- Defeated a Top-25 opponent Auburn 80, #16 Florida 58, in Auburn, Ala. (Feb. 14, 2016)
- Defeated a Top-10 opponent Auburn 66, #7 Kentucky 61, in Auburn, Ala. (Jan. 3, 2016)
- Defeated a Top-25 opponent on the road Auburn 68, #16 Vanderbilt 62, in Nashville, Tenn. (Feb. 13, 2014)

Last Time an Auburn Player...

- Scored 25 points 25 - Janiah McKay at Mississippi State in Starkville, Miss. (Feb. 22, 2018)
- Scored 30 points 32 - Katie Frerking at Texas A&M in College Station, Texas (Feb. 5, 2017)
- Scored 35 points 35 - DeWanna Bonner vs. Tennessee (Jan. 25, 2009)
- Scored 40 points 41 - Conswella Sparrow vs. South Alabama (Feb. 17, 1998)
- Had 10+ rebounds 12 - Unique Thompson vs. Tennessee in Auburn, Ala. (Jan. 3, 2019)
- Had 15+ rebounds 18 - Unique Thompson vs. North Carolina in Myrtle Beach, S.C. (Dec. 20, 2018)
- Had 20 rebounds 20 - Monique Morehouse at LSU (Feb. 4, 1995)
- Had 10 assists 10 - Janiah McKay vs. Grambling State (Nov. 6, 2018)
- Had 15 assists 18 - Martha Monk vs. Alabama State (Feb. 18, 1981)
- Had 5 blocks 6 - Unique Thompson vs. Louisiana Tech in Auburn, Ala. (Nov. 19, 2017)
- Had 7 blocks 7 - Jassany Williams vs. Duke (Nov. 18, 2011)
- Had 10 blocks 13 - Marita Payne vs. Arkansas (Feb. 3, 2005)
- Had 5 steals 5 - Daisa Alexander vs. Florida in Gainesville, Fla. (Jan. 6, 2019)
- Had 8 steals 8 - Brandy Montgomery vs. East Carolina in Auburn, Ala. (Dec. 5, 2015)
- Had 10 steals 10 - Kristen Mulligan vs. Northeast Illinois in Auburn, Ala. (Dec. 18, 1992)
- Made 10 field goals 10 - Unique Thompson [10-18] vs. North Carolina in Myrtle Beach, S.C. (Dec. 20, 2018)
- Made 15 field goals 15 - Conswella Sparrow (15-16) vs. South Alabama (Feb. 17, 1998)
- Attempted 20 field goals 20 - Janiah McKay (10-20) vs. Tennessee [SEC] in Nashville, Tenn. (March 1, 2018)
- Attempted 25 field goals 28 - Brandy Montgomery (8-28) at Marquette in Milwaukee, Wis. (Dec. 13, 2015)
- Made 5 three-point field goals 5 - Brooke Moore vs. Alabama State in Auburn, Ala. (Dec. 29, 2018)
- Made 8 three-point field goals 8 - Tiffany Krantz vs. Troy State in Auburn, Ala. (Nov. 21, 1997)
- Attempted 10 three-point field goals 13 - Brooke Moore vs. Alabama State in Auburn, Ala. (Dec. 29, 2018)
- Attempted 15 three-point field goals 16 - Brandy Montgomery at Marquette in Milwaukee, Wis. (Dec. 13, 2015)
- Made 10 free throws 10 - Janiah McKay [10-13] vs. North Carolina in Myrtle Beach, S.C. (Dec. 20, 2018)
- Made 15 free throws Never
- Shot 100% at the free throw line (min. 10 attempts) 11-11 - Janiah McKay vs. Texas A&M in Auburn, Ala. (Jan. 7, 2018)

SEC PRESEASON POLL (Media Vote)**Order of Finish**

- Mississippi State
- South Carolina
- Tennessee
- Georgia
- Missouri
- Texas A&M
- Kentucky
- Auburn
- LSU
- Alabama
- Arkansas
- Florida
- Vanderbilt
- Ole Miss

Player of the Year

Teaira McCowan, Mississippi State

All-SEC Team

Caliya Robinson, Georgia
 Anriel Howard, Mississippi State
 Teaira McCowan, Mississippi State
 Sophie Cunningham, Missouri
 Alexis Jennings, South Carolina
 Renna Davis, Tennessee
 Chennedy Carter, Texas A&M

SEC PRESEASON POLL (Coaches' Vote)**Order of Finish**

- Mississippi State
- South Carolina
- Georgia
- Tennessee
- Missouri
- Texas A&M
- Kentucky
- Auburn
- LSU
- Alabama
- Arkansas
- Florida
- Vanderbilt
- Ole Miss

Player of the Year

Teaira McCowan, Mississippi State

All-SEC First Team

Caliya Robinson, Georgia
 Maci Morris, Kentucky
 Anriel Howard, Mississippi State
 Teaira McCowan, Mississippi State
 Sophie Cunningham, Missouri
 Tyasha Harris, South Carolina
 Renna Davis, Tennessee
 Chennedy Carter, Texas A&M

All-SEC Second Team

Malica Monk, Arkansas
 Jannah McKay, Auburn
 Unique Thompson, Auburn
 Taylor Murray, Kentucky
 Ayana Mitchell, LSU
 Shandricka Sessom, Ole Miss
 Amber Smith, Missouri
 Alexis Jennings, South Carolina
 Evina Westbrook, Tennessee

Had a double-double.....Unique Thompson (19 pts/12 reb) vs. Tennessee in Auburn, Ala. (Jan. 3, 2019)
Had 2 consecutive double-doubles.....Unique Thompson: 19/14 at Iowa State; 16/13 vs. ULL (Nov. 13-25, 2018)
Had 3 consecutive double-doubles.....Unique Thompson: 19/19 at UNM; 19/14 at Iowa St., 16/13 vs. ULL (Nov. 11-25, 2018)
Had 4 consecutive double-doubles.....DeWanna Bonner: vs. SC, at OM, at UGA, vs. Vandy (Feb. 17-28, 2008)
Had 5 consecutive double-doubles.....Le'Coe Willingham: vs. ALA, at ARK, vs. MSU, at UT, at UK (Jan. 22-Feb. 5, 2004)
Had a double-double at halftime.....Unique Thompson (10 pts/10 rebs) vs. Louisiana Tech in Auburn, Ala. (Nov. 19, 2017)
Two players had a double-double.....Unique Thompson (14 p/13 r) & Jannah McKay (16 p/10 a) vs. Grambling State (Nov. 6, 2018)
Recorded a double-double with points and assists.....Jannah McKay (16 pts/10 assists) vs. Grambling State (Nov. 6, 2018)
Scored 20 points & had 20 rebounds.....Lauretta Freeman (30 pts/21 rebs.) vs. Alabama, (Feb. 17, 1993)
Had a triple-double.....Whitney Boddie (24 pts./11 rebs./12 asst.) vs. Sam Houston State (Dec. 5, 2008)
Two players scored 20 points.....Jannah McKay (21) and Unique Thompson (21) vs. North Carolina in Myrtle Beach, S.C. (Dec. 20, 2018)
Two players scored 30 points.....Laticia Morris (33 points) & Tara Williams (30 points) vs. South Alabama (Jan. 14, 1997)
Had 2 straight 25-point games.....Jannah McKay: 27 at South Carolina, 26 vs. Arkansas (Jan. 11-14, 2018)
Had 3 straight 25-point games.....Jannah McKay: 25 pts vs. Texas A&M, 27 pts at South Carolina, 26 pts vs. Arkansas (Jan. 7-14, 2018)
Zero players scored in double figures.....at Georgia in Athens, Ga. (Jan. 28, 2016)
Only one player scored in double figures.....Daisa Alexander (22) at Georgia in Athens, Ga. (Jan. 21, 2018)
Five players scored in double figures.....Thompson (19), Primm (16), Alexander (13), Howard (11), McKay (10) vs. Tennessee (Jan. 3, 2019)
Six players scored in double figures.....McKay/Benton (16), Primm (15), Thompson (14), Alexander/Jones (13) vs. Grambling (Nov. 6, 2018)
Seven players scored in double figures.....Carrier (19 pts.), Bonner (18 pts.), Smalley (16 pts.), Boddie (13 pts.), R. Hobbs (13 pts.), Hilliard (13 pts.) & S. Hobbs (10 pts.) vs. Sam Houston State (Dec. 5, 2008)
Two players had 10 rebounds.....Unique Thompson (13) and Emari Jones (10) vs. Louisiana-Lafayette in Auburn, Ala. (Nov. 25, 2018)
Three players had 10 rebounds.....Jordan Greenleaf (12 rebs.), DeWanna Bonner (12 rebs.) & Whitney Boddie (10 rebs.) vs. Oakland (Nov. 21, 2007)
Played every minute.....Jordan Greenleaf (40 mins.) vs. Florida in Duluth, Ga. [SEC] (Mar. 4, 2010)
Played 40 or more minutes in OT game.....Unique Thompson (43 mins.) vs. North Carolina in Myrtle Beach, S.C. (Dec. 20, 2018)
Attempted a slam dunk.....Hasina Muhammad vs. St. John's in Auburn, Ala. (Dec. 6, 2013)
Made a shot from half-court or beyond.....Brooke Moore (2nd quarter) vs. Alabama State in Auburn, Ala. (Dec. 29, 2018)

Last Time an Auburn Opponent...

Shot less than 30% in a game (SEC).....Florida - 25.5% (13-of-51) in Gainesville, Fla. (Feb. 28, 2016)
Shot less than 30% in a game (Non-conf).....Alabama State - 29.8% (14-of-47) in Auburn, Ala. (Dec. 29, 2018)
Shot 60% in a game.....Vanderbilt - 60.4% in Nashville, Tenn. [SEC] (Mar. 5, 2004)
Scored 90 points.....Virginia Tech 92, Auburn 87 [OT] in Auburn, Ala. (Dec. 18, 2016)
Scored 100 points.....Georgia 102, Auburn 72 in Athens, Ga. (Mar. 3, 1984)
Scored 100 points at Auburn.....Tuskegee 105, Auburn 98 (2OT) (Feb. 12, 1979)
Scored 100 points and Lost.....Never
Had 25+ rebound margin.....Never
Had a 20+ rebound margin.....20 - Alabama (56-36) in Auburn, Ala. (Feb. 20, 2017)
Scored less than 10 points in a quarter.....9 - Alabama State (3rd quarter) in Auburn, Ala. (Dec. 29, 2018)
Scored less than 10 points in all four quarters.....Winthrop (9-8-8-8) in Auburn, Ala. (Dec. 16, 2015)
Scored 30 or more points in a quarter.....30 - South Carolina (1st quarter) in Columbia, S.C. (Jan. 11, 2018)
Scored less than 10 points in a half.....8 - Jacksonville (1st half) in Auburn, Ala. (Dec. 28, 2016)
Scored less than 20 points in a 1st half.....19 - Elon in Elon, N.C. (Dec. 22, 2018)
Scored less than 20 points in a 2nd half.....19 - Florida in Auburn, Ala. (Dec. 31, 2017)
Had 50 rebounds.....56 - Alabama in Auburn, Ala. (Feb. 20, 2017)
Had 25 assists.....25 - Florida International in Miami, Fla. (Dec. 19, 1993)
Had 25-29 turnovers.....27 - North Carolina in Myrtle Beach, S.C. (Dec. 20, 2018)
Had 30-34 turnovers.....30 - XULA in Auburn, Ala. (Dec. 28, 2017)
Had 35+ turnovers.....35 - ULM in Auburn, Ala. (Nov. 27, 2017)
Had 15 steals.....15 - East Carolina in Auburn, Ala. (Dec. 5, 2015)
Had 10 blocks.....11 - at Baylor [NCAA] in Waco, Texas (March 20, 2016)
Failed to make a 3-point field goal.....LSU (0-6) in Baton Rouge, La. (Feb. 1, 2016)
Attempted 35 free throws.....35 - Florida in Gainesville, Fla. (Feb. 28, 2016)
Made 30 free throws.....30 - Arkansas (Jan. 22, 1995)
Made 10 three-point field goals.....11 - Florida in Gainesville, Fla. (Jan. 6, 2019)
Made 15 three-point field goals.....18 - Missouri in Columbia, Mo. (Jan. 6, 2013)
Scored 41-50 points in a game.....50 - Alabama State in Auburn, Ala. (Dec. 29, 2018)
Scored 31-40 points in a game.....40 - Georgetown in Nashville, Tenn. (Nov. 24, 2017)
Scored 30 points or less.....26 - Georgia in Athens, Ga. (Feb. 22, 2015)
Scored 25 points or less.....25 - Puerto Rico Mayaguez (Dec. 17, 2000)

Last Time an Opposing Player...

Scored 30+ points (non-conference).....30 - Nina Davis of Baylor [NCAA] in Waco, Texas (March 20, 2016)
Scored 30+ points (SEC).....33 - Morgan Eye of Missouri in Columbia, Mo. (Jan. 6, 2013)
Scored 35+ points.....38 - Lindsay Shearer of Kent State in Kent, Ohio (Nov. 20, 2005)
Attempted 25 field goals.....27 - Jantel Lavender (9-27) of Ohio State (Nov. 23, 2008)
Scored 20 points & had 20 rebounds.....Young of Baylor in the WNIT Championship Game, (20 pts./25 rebs.) (Apr. 4, 2003)
Two players scored 20 points.....Meme Jackson (27) and Renna Davis (23) of Tennessee in Auburn, Ala. (Jan. 3, 2019)
Three players scored 20 points.....by LSU in Baton Rouge, Chatman (22 pts), Johnson (21 pts) & Lowery (20 pts) (Jan. 12, 1991)
Five players scored in double figures.....Lorenzen (10), Needles (11), Lewis (10), Williams (11), Copeland (12) of Florida (Jan. 4, 2015)
Six players scored in double figures.....Williams (10), Lewis (13), Bonds (18), Peoples (10), Miller (12), Svetev (12) of Florida (Jan. 26, 2014)
Recorded a double-double.....Rennis Davis (23 pts/14 reb) of Tennessee in Auburn, Ala. (Jan. 3, 2019)
Recorded a double-double with points and assists.....Tyasha Harris (12 pts/11 ast) of South Carolina in Columbia, S.C. (Jan. 11, 2018)
Recorded a triple-double.....Ceira Ricketts (14 pts./13 rebs./12 asst.) of Arkansas (Jan. 18, 2009)
Two players recorded a double-double.....Wilson (19 pts/11 reb) & Harris (12 pts/11 ast) of South Carolina in Columbia, S.C. (Jan. 11, 2018)
Committed 10+ turnovers.....12 - Amber Dixon of Louisiana Tech in Auburn, Ala. (Nov. 19, 2017)
Had 15-19 rebounds.....16 - by Natalie Armstrong of Samford in Auburn, Ala. (Dec. 16, 2018)
Had 20+ rebounds.....20 - Caitlyn Ramirez of Troy in Auburn, Ala. (Nov. 11, 2016)
Had 10 assists.....11 - Tyasha Harris of South Carolina in Columbia, S.C. (Jan. 11, 2018)
Had 15 assists.....16 - Cindy McMahan of Alabama-Huntsville (Nov. 24, 1980)
Had 5 blocks.....5 - Ashley Knight of Alabama in Tuscaloosa, Ala. (Feb. 18, 2018)
Had 10 blocks.....Never
Had 5 steals.....5 - DJ Williams of Coastal Carolina in Myrtle Beach, S.C. (Dec. 18, 2018)
Made 15 field goals.....15 - Charmique Holdscraw (15-21) of Tennessee (Feb. 1, 1998)
Made 10 3-point field goals.....11 - Morgan Eye (11-18) of Missouri in Columbia, Mo. (Jan. 6, 2013)

2018-19 Auburn Individual Highs...**First Half**

| | |
|-----------------------------------|--|
| Points..... | 16, Unique Thompson at Iowa State (11/13/18) |
| Field Goals Made..... | 6, 3x; last, Unique Thompson vs. North Carolina (12/20/18) |
| Field Goal Attempts..... | 10, 2x; last, Unique Thompson vs. Tennessee (1/3/19) |
| 3-Point Field Goals Made | 3, 4x; last, Robyn Benton at Elon (12/22/18) |
| 3-Point Field Goal Attempts | 8, Emari Jones vs. Coastal Carolina (12/18/18) |
| Free Throws Made | 6, Janiah McKay at New Mexico (11/11/18) |
| Free Throws Attempted | 8, Janiah McKay at New Mexico (11/11/18) |
| Rebounds | 11, 2x; last, Unique Thompson vs. Oklahoma (12/2/18) |
| Assists | 5, 2x; last, Janiah McKay vs. Nicholls State (11/9/18) |
| Blocked Shots..... | 2, 3x; last, Unique Thompson vs. Alabama State (12/29/18) |
| Steals | 3, 4x; last, Daisa Alexander at Elon (12/22/18) |

Second Half

| | |
|-----------------------------------|---|
| Points..... | 17, Brooke Moore vs. Alabama State (12/29/18) |
| Field Goals Made..... | 6, 3x; last, Daisa Alexander at Florida (1/6/19) |
| Field Goal Attempts..... | 11, Janiah McKay at Iowa State (11/13/18) |
| 3-Point Field Goals Made | 3, 3x; last, Erin Howard vs. Tennessee (1/3/19) |
| 3-Point Field Goal Attempts | 8, Brooke Moore vs. Alabama State (12/29/18) |
| Free Throws Made | 9, Janiah McKay at St. Joseph's (12/6/18) |
| Free Throws Attempted | 10, 2x; last, Crystal Primm vs. Coastal Carolina (12/18/18) |
| Rebounds | 11, Unique Thompson vs. UL-Lafayette (11/25/18) |
| Assists | 5, Janiah McKay vs. Grambling (11/6/18) |
| Blocked Shots..... | 2, 5x; last, Howard/Jackson vs. Alabama State (12/29/18) |
| Steals | 5, Crystal Primm vs. Nicholls State (11/9/18) |

Game

| | |
|-----------------------------------|---|
| Points..... | 23, Brooke Moore vs. Alabama State (12/29/18) |
| Field Goals Made..... | 10, Unique Thompson vs. North Carolina (12/20/18) |
| Field Goal Attempts..... | 18, McKay & Thompson vs. North Carolina (12/20/18) |
| 3-Point Field Goals Made | 5, 2x; last, Brooke Moore vs. Alabama State (12/29/18) |
| 3-Point Field Goal Attempts | 13, Brooke Moore vs. Alabama State (12/29/18) |
| Free Throws Made | 10, Janiah McKay vs. North Carolina (12/20/18) |
| Free Throws Attempted | 13, Janiah McKay vs. North Carolina (12/20/18) |
| Rebounds | 19, Unique Thompson at New Mexico (11/11/18) |
| Assists | 10, Janiah McKay vs. Grambling (11/6/18) |
| Blocked Shots..... | 3, 2x; last, Unique Thompson vs. Alabama State (12/29/18) |
| Steals | 5, Crystal Primm vs. Nicholls State (11/9/18) |

2018-19 Auburn Team Highs...**First Half**

| | |
|-----------------------------------|--|
| Points..... | 51 at Elon (12/22/18) |
| Field Goals Made..... | 19 at Elon (12/22/18) |
| Field Goal Attempts..... | 41 vs. North Carolina (12/20/18) |
| 3-Point Field Goals Made | 7 at Elon (12/22/18) |
| 3-Point Field Goal Attempts | 17 vs. CCU (12/18/18) & vs. Alabama State (12/29/18) |
| Free Throws Made | 15 at New Mexico (11/11/18) |
| Free Throws Attempted | 20 at New Mexico (11/11/18) |
| Rebounds | 29 at New Mexico (11/11/18) |
| Assists | 12, 2x; last at XULA (11/28/18) |
| Blocked Shots..... | 3, 3x; last vs. Alabama State (12/29/18) |
| Steals | 9 vs. North Carolina (12/20/18) & vs. Alabama State (12/29/18) |

Second Half

| | |
|-----------------------------------|--|
| Points..... | 53 vs. Grambling (11/6/18) |
| Field Goals Made..... | 22 vs. Grambling (11/6/18) |
| Field Goal Attempts..... | 41 vs. Nicholls State (11/9/18) |
| 3-Point Field Goals Made | 7 vs. Oklahoma (12/2/18) & at Elon (12/22/18) |
| 3-Point Field Goal Attempts | 18 vs. Alabama State (12/29/18) |
| Free Throws Made | 16 vs. CCU (12/18/18) & vs. Alabama State (12/29/18) |
| Free Throws Attempted | 22 vs. Coastal Carolina (12/18/18) |
| Rebounds | 25 vs. Grambling (11/6/18) |
| Assists | 16 vs. Grambling (11/6/18) |
| Blocked Shots..... | 6 vs. Alabama State (12/29/18) |
| Steals | 13 vs. Nicholls State (11/9/18) |

Game

| | |
|-----------------------------------|---|
| Points..... | 97 vs. Grambling (11/6/18) |
| Field Goals Made..... | 38 vs. Grambling (11/6/18) & at Elon (12/22/18) |
| Field Goal Attempts..... | 85 vs. North Carolina (12/20/18) |
| 3-Point Field Goals Made | 14 at Elon (12/22/18) |
| 3-Point Field Goal Attempts | 35 vs. Alabama State (12/29/18) |
| Free Throws Made | 29 vs. Alabama State (12/29/18) |
| Free Throws Attempted | 36 vs. Alabama State (12/29/18) |
| Rebounds | 53 vs. Grambling (11/6/18) |
| Assists | 24 vs. Grambling (11/6/18) |
| Blocked Shots..... | 9 vs. Alabama State (12/29/18) |
| Steals | 20 vs. North Carolina (12/20/18) |
| Turnovers Forced..... | 29 vs. Samford (12/16/18) |

Specialty Statistics (Auburn-Opponent)

| Opponent | Points in the Paint | Points off Turnovers | 2nd-Chance Points | Fast-Break Points | Bench Points |
|----------------------|---------------------|----------------------|-------------------|-------------------|------------------|
| Grambling | 44-22 | 28-19 | 28-9 | 15-12 | 26-15 |
| Nicholls State | 36-22 | 29-11 | 11-2 | 12-6 | 17-10 |
| at New Mexico | 40-24 | 16-12 | 18-11 | 11-26 | 12-20 |
| at Iowa State | 20-26 | 19-19 | 7-14 | 2-2 | 5-7 |
| Louisiana-Lafayette | 32-24 | 27-17 | 7-12 | 12-4 | 22-18 |
| at Xavier (La.) | 32-20 | 27-16 | 16-11 | 8-2 | 20-32 |
| Oklahoma | 40-30 | 25-10 | 11-11 | 16-6 | 26-17 |
| at St. Joseph's | 36-26 | 20-4 | 5-7 | 14-7 | 14-22 |
| Samford | 26-22 | 30-3 | 12-3 | 6-4 | 15-24 |
| vs. Coastal Carolina | 32-34 | 30-14 | 20-20 | 6-2 | 19-29 |
| vs. North Carolina | 42-26 | 38-16 | 24-13 | 2-6 | 13-25 |
| at Elon | 40-16 | 27-7 | 18-7 | 12-0 | 41-17 |
| Alabama State | 22-18 | 34-5 | 18-14 | 8-6 | 49-22 |
| Tennessee | 34-32 | 20-13 | 19-14 | 2-12 | 0-3 |
| at Florida | 30-14 | 31-12 | 5-7 | 6-4 | 6-21 |
| TOTALS | 506-356 | 391-178 | 219-155 | 132-99 | 285-282 |
| Averages | 33.7-23.7 | 26.1-11.9 | 14.6-10.3 | 8.8-6.6 | 19.0-18.8 |

Lead-Deficit Comparison

| Opponent | Largest Lead | Largest Deficit | Lead Changes | Ties | Result |
|----------------------|----------------|-----------------|--------------|------|---------------|
| Grambling | 49 (4th, 0:09) | 4 (1st, 8:38) | 1 | 0 | W, 97-48 |
| Nicholls State | 29 (4th, 6:21) | -- | 0 | 0 | W, 80-59 |
| at New Mexico | 8 (2nd, 8:50) | 4 (2nd, 1:14) | 15 | 16 | W, 79-76 |
| at Iowa State | 15 (2nd, 2:26) | 10 (4th, 2:21) | 1 | 2 | L, 64-67 |
| Louisiana-Lafayette | 16 (4th, 6:20) | -- | 0 | 0 | W, 71-59 |
| at Xavier (La.) | 20 (4th, 5:26) | 2 (1st, 9:34) | 1 | 2 | W, 77-58 |
| Oklahoma | 22 (3rd, 8:09) | 8 (1st, 1:21) | 3 | 1 | W, 95-79 |
| at St. Joseph's | 16 (1st, 0:30) | 2, (1st, 8:19) | 4 | 1 | W, 81-70 |
| Samford | 34 (4th, 9:50) | -- | 0 | 0 | W, 73-46 |
| vs. Coastal Carolina | 8 (4th, 2:32) | 7 (2nd, 5:34) | 17 | 7 | W, 84-78 |
| vs. North Carolina | 11 (3rd, 5:37) | 5 (2nd, 9:42) | 7 | 6 | W, 86-81 (OT) |
| at Elon | 54 (4th, 0:20) | -- | 0 | 0 | W, 96-44 |
| Alabama State | 37 (4th, 1:14) | -- | 0 | 0 | W, 83-50 |
| Tennessee | 3 (1st, 9:14) | 9, (4th, 0:09) | 9 | 8 | L, 69-78 |
| at Florida | 11 (4th, 0:11) | 8 (3rd, 7:32) | 10 | 5 | W, 64-56 |

Comparison Statistics (Auburn/Opponent)

| Opponent | 1st | 2nd | Score | Mar | Total FG | FG Pct | 3-Pointers | 3FG Pct | Free Throws | FT Pct | Reb. | Mar | Assist | TO | Bk | Stl | Fouls |
|------------------|-------|-------|-------|-----|-------------|-----------|-------------|-----------|-------------|------------|-------|------|--------|-------|-----|-------|-------|
| Grambling | 44/20 | 53/28 | 97-48 | +49 | 38-71/15-58 | .535/.259 | 9-28/3-15 | .321/.200 | 12-17/15-20 | .706/.750 | 53/26 | +27 | 24/9 | 18/20 | 6/0 | 11/10 | 18/20 |
| Nicholls State | 37/26 | 43/33 | 80-59 | +21 | 32-71/20-53 | .451/.377 | 4-18/9-24 | .222/.375 | 12-13/10-11 | .923/.909 | 42/28 | +14 | 19/16 | 16/24 | 5/0 | 18/7 | 17/14 |
| New Mexico | 36/33 | 33/33 | 79-76 | +3 | 28-68/24-63 | .412/.381 | 4-17/12-37 | .235/.324 | 19-25/16-24 | .760/.667 | 45/39 | +6 | 11/18 | 17/17 | 2/2 | 10/11 | 18/18 |
| Iowa State | 38/29 | 26/38 | 64-67 | (3) | 23-56/23-62 | .411/.371 | 8-24/9-32 | .333/.281 | 10-17/12-24 | .588/.500 | 36/42 | (6) | 10/13 | 16/15 | 3/3 | 6/8 | 22/13 |
| UL-Lafayette | 34/26 | 37/33 | 71-59 | +12 | 27-61/20-60 | .443/.333 | 6-14/5-17 | .429/.294 | 11-17/14-16 | .647/.875 | 38/37 | +1 | 19/6 | 22/26 | 5/2 | 15/12 | 20/19 |
| Xavier (La.) | 39/30 | 38/28 | 77-58 | +19 | 29-66/20-49 | .439/.408 | 10-24/8-33 | .417/.364 | 9-17/10-10 | .529/1.000 | 34/33 | +1 | 22/13 | 14/25 | 5/0 | 14/9 | 16/16 |
| Oklahoma | 44/30 | 51/49 | 95-79 | +16 | 36-74/28-61 | .486/.459 | 13-29/10-23 | .448/.435 | 10-13/13-26 | .769/.500 | 39/39 | - | 15/14 | 12/21 | 1/2 | 12/10 | 18/17 |
| St. Joseph's | 42/30 | 39/40 | 81-70 | +11 | 29-54/27-61 | .537/.443 | 5-12/13-32 | .417/.406 | 18-23/3-6 | .783/.500 | 30/30 | - | 13/21 | 10/14 | 0/1 | 9/4 | 9/14 |
| Samford | 36/17 | 37/29 | 73-46 | +27 | 25-64/19-51 | .391/.373 | 6-16/7-21 | .375/.333 | 17-20/1-2 | .850/.500 | 34/36 | (2) | 10/16 | 12/29 | 3/2 | 15/7 | 8/20 |
| Coastal Carolina | 38/39 | 46/39 | 84-78 | +6 | 28-67/27-59 | .418/.458 | 7-27/5-25 | .259/.200 | 21-27/19-26 | .778/.731 | 36/41 | (5) | 11/10 | 15/23 | 0/1 | 8/7 | 23/23 |
| North Carolina | 34/29 | 40/35 | 86-81 | +5 | 34-85/32-62 | .400/.516 | 5-22/9-26 | .227/.346 | 13-18/8-9 | .722/.889 | 46/40 | +6 | 8/20 | 15/27 | 3/4 | 20/7 | 17/20 |
| Elon | 51/19 | 45/25 | 96-44 | +52 | 38-60/15-49 | .633/.306 | 14-26/4-15 | .538/.267 | 6-7/10-16 | .857/.625 | 37/21 | +16 | 18/9 | 12/20 | 3/0 | 10/7 | 20/9 |
| Alabama State | 37/20 | 46/30 | 83-50 | +34 | 22-70/14-47 | .314/.298 | 10-35/5-14 | .286/.357 | 29-36/17-20 | .806/.850 | 42/38 | +4 | 12/9 | 6/24 | 9/1 | 17/2 | 18/28 |
| Tennessee | 35/35 | 34/43 | 69-78 | (9) | 24-70/27-50 | .343/.540 | 6-22/7-15 | .273/.467 | 15-20/17-23 | .750/.739 | 29/43 | (14) | 10/18 | 11/23 | 2/4 | 9/9 | 18/18 |
| Florida | 25/31 | 39/25 | 64-56 | +8 | 24-54/18-52 | .444/.346 | 6-18/11-31 | .333/.355 | 10-14/9-12 | .714/.750 | 34/32 | +2 | 9/12 | 15/20 | 1/1 | 11/7 | 19/13 |

Scoring Breakdown

(Percentage of total points in parentheses)

| Opponent | Front Court | Back Court | Sr. | Jr. | So. | Fr. | Starters | Bench |
|----------------------|-------------|------------|-----|-----|-----|-----|------------|-----------|
| Grambling | 40 (41.2) | 57 (58.7) | 29 | 28 | 18 | 22 | 71 (73.2) | 26 (26.8) |
| Nicholls State | 22 (27.5) | 58 (72.5) | 29 | 28 | 12 | 11 | 63 (78.8) | 17 (21.2) |
| at New Mexico | 39 (49.3) | 40 (50.7) | 24 | 24 | 21 | 10 | 67 (84.8) | 12 (15.2) |
| at Iowa State | 28 (43.8) | 36 (56.2) | 29 | 11 | 21 | 3 | 59 (92.2) | 5 (7.8) |
| Louisiana-Lafayette | 32 (45.1) | 39 (54.9) | 21 | 12 | 21 | 17 | 49 (69.0) | 22 (31.0) |
| at Xavier (La.) | 31 (40.3) | 46 (59.7) | 25 | 17 | 21 | 14 | 57 (74.0) | 20 (26.0) |
| Oklahoma | 34 (35.8) | 61 (64.2) | 22 | 33 | 18 | 24 | 69 (72.6) | 26 (27.4) |
| at St. Joseph's | 30 (37.0) | 51 (63.0) | 25 | 30 | 12 | 14 | 67 (82.7) | 14 (17.3) |
| Samford | 19 (26.0) | 54 (74.0) | 28 | 25 | 5 | 15 | 58 (79.5) | 15 (20.5) |
| vs. Coastal Carolina | 34 (40.5) | 50 (59.5) | 37 | 17 | 16 | 14 | 65 (77.4) | 19 (22.6) |
| vs. North Carolina | 42 (48.8) | 44 (51.2) | 30 | 24 | 21 | 11 | 73 (84.9) | 13 (15.1) |
| at Elon | 43 (44.8) | 53 (55.2) | 18 | 23 | 20 | 35 | 55 (57.3) | 41 (42.7) |
| Alabama State | 33 (39.8) | 50 (60.2) | 7 | 21 | 11 | 44 | 34 (41.0) | 49 (59.0) |
| Tennessee | 46 (66.7) | 13 (33.3) | 10 | 29 | 19 | 11 | 69 (100.0) | 0 (0.0) |
| at Florida | 20 (31.3) | 44 (60.7) | 16 | 31 | 8 | 9 | 58 (90.6) | 6 (9.4) |

Game-by-Game Leaders

| | Points | Rebounds | Assists | Steals | Blocked Shots |
|----------------------|--------------------|--------------------|-------------------|----------------------|----------------------|
| Grambling | 16-McKay/Benton | 13-Unique Thompson | 10-Janiah McKay | 3-McKay/Benton | 2-McKay/Thompson |
| Nicholls State | 20-Daisa Alexander | 10-Unique Thompson | 7-Janiah McKay | 5-Crystal Primm | 2-Unique Thompson |
| at New Mexico | 19-Thompson/McKay | 19-Unique Thompson | 6-Janiah McKay | 3-Alexander/McKay | 1-Thompson/Howard |
| at Iowa State | 19-Unique Thompson | 14-Unique Thompson | 3-McKay/Jones | 2-Daisa Alexander | 2-Unique Thompson |
| UL-Lafayette | 16-Unique Thompson | 13-Unique Thompson | 8-Daisa Alexander | 4-Unique Thompson | 3-Abigayle Jackson |
| at Xavier (La.) | 16-Emari Jones | 8-Unique Thompson | 7-Janiah McKay | 3-Thompson/Alexander | 2-Abigayle Jackson |
| Oklahoma | 19-Daisa Alexander | 17-Unique Thompson | 5-Daisa Alexander | 3-Crystal Primm | 1-Crystal Primm |
| at St. Joseph's | 21-Janiah McKay | 6-Unique Thompson | 4-Mckay/Alexander | 4-Janiah McKay | (none) |
| Samford | 20-Janiah McKay | 6-Unique Thompson | 4-Janiah McKay | 4-Janiah McKay | 1-(three players) |
| vs. Coastal Carolina | 21-Janiah McKay | 7-Unique Thompson | 4-Janiah McKay | 3-Emari Jones | (none) |
| vs. North Carolina | 21-McKay/Thompson | 18-Unique Thompson | 4-Janiah McKay | 4-(three players) | 1-(three players) |
| at Elon | 17-Crystal Primm | 7-Primm/Howard | 4-Janiah McKay | 3-Daisa Alexander | 2-Erin Howard |
| Alabama State | 23-Brooke Moore | 8-Unique Thompson | 3-Janiah McKay | 3-(three players) | 3-Unique Thompson |
| Tennessee | 19-Unique Thompson | 12-Unique Thompson | 3-Daisa Alexander | 3-Daisa Alexander | 1-Thompson/Jackson |
| at Florida | 22-Daisa Alexander | 9-Unique Thompson | 6-Janiah McKay | 5-Daisa Alexander | 1-Erin Howard |

2018-19 Starting Lineups

| | Point Guard (1) | Wing (2) | Wing (3) | Wing (4) | Post (5) |
|----------------------|------------------------|-----------------|-----------------|-----------------|-----------------|
| Grambling | Janiah McKay | Daisa Alexander | Crystal Primm | Emari Jones | Unique Thompson |
| Nicholls State | Janiah McKay | Daisa Alexander | Crystal Primm | Emari Jones | Unique Thompson |
| at New Mexico | Janiah McKay | Daisa Alexander | Crystal Primm | Emari Jones | Unique Thompson |
| at Iowa State | Janiah McKay | Daisa Alexander | Crystal Primm | Emari Jones | Unique Thompson |
| Louisiana-Lafayette | Janiah McKay | Daisa Alexander | Crystal Primm | Emari Jones | Unique Thompson |
| at Xavier (La.) | Janiah McKay | Daisa Alexander | Crystal Primm | Emari Jones | Unique Thompson |
| Oklahoma | Janiah McKay | Daisa Alexander | Crystal Primm | Emari Jones | Unique Thompson |
| at St. Joseph's | Janiah McKay | Daisa Alexander | Crystal Primm | Emari Jones | Unique Thompson |
| Samford | Janiah McKay | Daisa Alexander | Crystal Primm | Emari Jones | Unique Thompson |
| vs. Coastal Carolina | Janiah McKay | Daisa Alexander | Crystal Primm | Emari Jones | Unique Thompson |
| vs. North Carolina | Janiah McKay | Daisa Alexander | Crystal Primm | Emari Jones | Unique Thompson |
| at Elon | Janiah McKay | Daisa Alexander | Crystal Primm | Emari Jones | Unique Thompson |
| Alabama State | Janiah McKay | Daisa Alexander | Crystal Primm | Emari Jones | Unique Thompson |
| Tennessee | Janiah McKay | Daisa Alexander | Crystal Primm | Erin Howard | Unique Thompson |
| at Florida | Janiah McKay | Daisa Alexander | Crystal Primm | Erin Howard | Unique Thompson |

Record by Starting Lineup

| | |
|---|------------------|
| McKay, Alexander, Primm, Jones, Thompson |12-1 (.923) |
| McKay, Alexander, Primm, Howard, Thompson | 1-1 (.500) |



Terri

WILLIAMS-FLOURNOY

Head Coach

Seventh Season at Auburn • 15th as a Head Coach • 27th Season in coaching

Hampton, Va. • Penn State, 1991

- Has taken her teams to postseason appearances in eight of the last 10 years, including five NCAA Tournament appearances
- Led Auburn to 19 or more wins in three of her first five years
- Has had six players selected to All-SEC teams
- Auburn has forced an average of 20.0+ turnovers per game under Coach Flo
- Led Auburn to the postseason in four of her first five seasons, advancing to WNIT Quarterfinals in 2013 and Third Round in 2014, along with NCAA Tournament in 2016 and 2017
- Won her 100th game at Auburn on Feb. 8, 2018, defeating LSU 70-62
- Picked up her 200th career head coaching victory Dec. 5, 2015 at home vs. East Carolina
- Won 250th career game at Xavier (La.) on Nov. 28, 2018
- Recorded her 400th career win as a collegiate coach in Auburn's 68-58 win over Hofstra on Dec. 9, 2012
- Won her 500th game as a collegiate coach with victory over Louisiana-Lafayette on Nov. 25, 2018
- Picked up first SEC win in 50-47 win over #23 Arkansas in 2013
- Earned second win over ranked opponent at Auburn and snapped 21-game skid to #16 Vanderbilt with 68-62 win in Nashville on Feb. 13, 2014
- Picked up first top-10 win with a 66-61 victory over #7 Kentucky on Jan. 3, 2016
- Has 258 wins as a head coach and 251 as an assistant for a .617 winning percentage over 27 years as a collegiate coach
- Has been part of six conference championships and 20 post-season appearances as an assistant and head coach
- 2010 Black Coaches Association Coach of the Year
- Served as an assistant coach for Team USA that won a gold medal at the 2011 World University Games in Shenzhen, China
- Coached teams to 14 NCAA Tournament appearances, nine as an assistant and five as a head coach
- Has coached 24 players that have gone on to the professional ranks, including seven in the WNBA
- As an assistant, helped coach Georgia to an NCAA Final Four appearance and two NCAA Elite Eight appearances
- Coached three Georgetown players to three all-conference honors and one All-America award
- Has a 597-348 record in 31 seasons as a head coach, assistant coach and player
- Helped coach Georgetown to a Big East title in 1992
- As an assistant coach at Southwest Missouri State, helped the team to two straight NCAA Tournaments and two consecutive Missouri Valley Conference Tournament titles

| | | |
|---------------------------------------|----------------|------------|
| All-time record as player and coach: | 597-348 (.632) | 31 seasons |
| Record as collegiate player: | 88-36 (.709) | 4 seasons |
| Record as collegiate coach: | 509-312 (.620) | 27 seasons |
| Record as collegiate assistant coach: | 251-116 (.683) | 12 seasons |
| Record as collegiate head coach: | 258-197 (.567) | 15 seasons |
| Record as Auburn head coach: | 115-93 (.553) | 7 seasons |

Williams-Flournoy Year-by-Year

Penn State, Player (1987-91)

| Year | Record | Conf. | Other Information |
|---------|--------|-------|-------------------|
| 1987-88 | 20-13 | 11-7 | NCAA Second Round |
| 1988-89 | 14-14 | 12-6 | |
| 1989-90 | 25-7 | 15-3 | NCAA Second Round |
| 1990-91 | 29-2 | 17-1 | NCAA Second Round |

Georgetown, Assistant Coach (1992-96)

| Year | Record | Conf. | Other Information |
|---------|--------|-------|-------------------------------------|
| 1992-93 | 23-7 | 15-3 | Big East Champions NCAA Sweet 16 |
| 1993-94 | 12-15 | 6-12 | |
| 1994-95 | 11-17 | 6-12 | |
| 1995-96 | 12-15 | 7-11 | |

Georgia, Assistant Coach (1996-2002)

| Year | Record | Conf. | Other Information |
|-----------|--------|-------|---|
| 1996-97 | 25-6 | 11-1 | SEC Champions NCAA Elite Eight |
| 1997-98 | 17-11 | 8-6 | NCAA First Round |
| 1998-99 | 27-7 | 9-5 | NCAA Final Four |
| 1999-2000 | 32-4 | 13-1 | SEC Champions NCAA Elite Eight |
| 2000-01 | 27-6 | 11-3 | SEC Tournament Champions NCAA Second Round |
| 2001-02 | 19-11 | 6-8 | NCAA First Round |

Southwest Missouri State, Assistant Coach (2002-04)

| Year | Record | Conf. | Other Information |
|---------|--------|-------|---|
| 2002-03 | 18-13 | 11-7 | MVC Tournament Champions NCAA First Round |
| 2003-04 | 28-4 | 16-2 | Missouri Valley Champions MVC Tournament Champions NCAA First Round |

Georgetown, Head Coach (2004-12)

| Year | Record | Conf. | Other Information |
|---------|--------|-------|--------------------|
| 2004-05 | 12-16 | 7-9 | |
| 2005-06 | 10-17 | 3-13 | |
| 2006-07 | 13-16 | 3-13 | |
| 2007-08 | 15-14 | 5-11 | |
| 2008-09 | 20-14 | 7-9 | WNIT Quarterfinals |
| 2009-10 | 26-7 | 13-3 | NCAA Second Round |
| 2010-11 | 24-11 | 9-7 | NCAA Sweet 16 |
| 2011-12 | 23-9 | 11-5 | NCAA Second Round |

Auburn, Head Coach (2012-present)

| Year | Record | Conf. | Other Information |
|---------|--------|-------|--------------------|
| 2012-13 | 19-15 | 5-11 | WNIT Quarterfinals |
| 2013-14 | 19-15 | 7-9 | WNIT Third Round |
| 2014-15 | 13-18 | 3-13 | |
| 2015-16 | 20-13 | 8-8 | NCAA Second Round |
| 2016-17 | 17-15 | 7-9 | NCAA First Round |
| 2017-18 | 14-15 | 5-11 | |
| 2018-19 | 13-2 | 1-1 | |



Daisa ALEXANDER

#0

Junior • Guard • 5-8

Decatur, Ga.

****2018 SEC All-Defensive Team****

Southwest DeKalb HS

- Season-high 22 points, 5 steals to lead Auburn in win at Florida (1/6)
- Hit game-winning jumper + free throw with 17 seconds left in 79-76 win at New Mexico (11/11)
- Led Tigers with 20 points on 7-12 shooting (4-5 FT) vs. Nicholls State (11/9)
- Scored 13 points and had a career-high 8 rebounds in season-opening win over Grambling (11/6)
- Led SEC in steals (2.8/game) as sophomore; named to 2018 SEC All-Defensive Team
- Averaged 14.2 points as sophomore, 2nd-best on team
- Double-digit scoring in 25 of 29 games in 2017-18
- Scored 20+ points in each of her first two starts - 20 at LSU (1/18), 22 at Georgia (1/21); led team in both games
- Scored career-high 25 points on 9-14 shooting at Indiana while playing just 20 minutes off the bench (12/3); 12 points in 4th quarter

SEASON HIGHS

| | | | |
|---------------------|----|---------------------|----------|
| Points | 22 | at Florida | 1/6/19 |
| Rebounds | 8 | vs. Grambling | 11/6/18 |
| Assists | 8 | vs. UL-Lafayette | 11/25/18 |
| Blocks | | | |
| Steals | 5 | at Florida | 1/6/19 |
| Field Goals | 8 | at Florida | 1/6/19 |
| Field Goal Attempts | 17 | vs. Tennessee | 1/3/19 |
| 3-Point Field Goals | 3 | 4x; last at Florida | 1/6/19 |
| 3-Point FG Attempts | 8 | vs. Tennessee | 1/3/19 |
| Free Throws | 4 | vs. Nicholls State | 11/9/18 |
| Free Throw Attempts | 5 | 2x; last at Florida | 1/6/19 |

CAREER HIGHS

| | | | |
|---------------------|----|-----------------------|----------|
| Points | 25 | at Indiana | 12/3/17 |
| Rebounds | 8 | vs. Grambling | 11/6/18 |
| Assists | 8 | vs. UL-Lafayette | 11/25/18 |
| Blocks | 2 | at Kentucky | 2/1/18 |
| Steals | 7 | at LSU | 1/18/18 |
| Field Goals | 9 | 3x; last at Georgia | 1/21/18 |
| Field Goal Attempts | 23 | at Tennessee | 1/4/18 |
| 3-Point Field Goals | 3 | 8x; last at Florida | 1/6/19 |
| 3-Point FG Attempts | 9 | 2x; last at Tennessee | 1/4/18 |
| Free Throws | 6 | vs. Xavier (La.) | 12/28/17 |
| Free Throw Attempts | 8 | vs. Xavier (La.) | 12/28/17 |

| Opponent | Start | Min. | FG-A | 3PT-A | FT-A | O-D-T | PF | Ast. | TO | Blk. | St. | Pts. |
|----------------------|-------|------|------|-------|------|-------|----|------|----|------|-----|------|
| GRAMBLING STATE | * | 35 | 6-14 | 1-6 | 0-0 | 2-6-8 | 1 | 3 | 3 | 0 | 0 | 13 |
| NICHOLLS STATE | * | 31 | 7-12 | 2-5 | 4-5 | 3-2-5 | 0 | 1 | 1 | 0 | 2 | 20 |
| at New Mexico | * | 28 | 6-16 | 0-4 | 2-4 | 1-3-4 | 4 | 0 | 2 | 0 | 3 | 14 |
| at Iowa State | * | 22 | 2-5 | 0-3 | 0-0 | 0-2-2 | 4 | 1 | 2 | 0 | 2 | 4 |
| LOUISIANA-LAFAYETTE | * | 31 | 1-8 | 1-1 | 0-0 | 0-1-1 | 3 | 8 | 6 | 0 | 3 | 3 |
| at Xavier (La.) | * | 22 | 5-9 | 3-3 | 0-0 | 3-3-6 | 2 | 5 | 1 | 0 | 3 | 13 |
| OKLAHOMA | * | 30 | 7-15 | 3-7 | 2-2 | 0-5-5 | 1 | 5 | 3 | 0 | 2 | 19 |
| at St. Joseph's | * | 34 | 5-10 | 3-5 | 3-4 | 0-2-2 | 1 | 2 | 1 | 0 | 1 | 16 |
| SAMFORD | * | 31 | 6-13 | 1-5 | 3-3 | 2-3-5 | 0 | 2 | 1 | 0 | 3 | 16 |
| vs. Coastal Carolina | * | 11 | 1-4 | 1-2 | 0-0 | 0-0-0 | 0 | 2 | 2 | 0 | 0 | 3 |
| vs. North Carolina | * | 31 | 3-12 | 0-2 | 0-0 | 1-4-5 | 2 | 1 | 4 | 0 | 4 | 6 |
| at Elon | * | 24 | 2-5 | 1-3 | 1-2 | 0-1-1 | 1 | 0 | 1 | 0 | 3 | 6 |
| ALABAMA STATE | * | 19 | 3-9 | 2-5 | 1-3 | 0-1-1 | 0 | 0 | 0 | 1 | 2 | 9 |
| TENNESSEE | * | 33 | 4-17 | 2-8 | 3-4 | 0-2-2 | 4 | 3 | 3 | 0 | 3 | 13 |
| at Florida | * | 35 | 8-15 | 3-7 | 3-5 | 0-2-2 | 2 | 0 | 2 | 0 | 5 | 22 |
| at Alabama | | | | | | | | | | | | |
| MISSISSIPPI STATE | | | | | | | | | | | | |
| at Vanderbilt | | | | | | | | | | | | |
| TEXAS A&M | | | | | | | | | | | | |
| at Missouri | | | | | | | | | | | | |
| at Ole Miss | | | | | | | | | | | | |
| GEORGIA | | | | | | | | | | | | |
| KENTUCKY | | | | | | | | | | | | |
| at Arkansas | | | | | | | | | | | | |
| at Tennessee | | | | | | | | | | | | |
| ALABAMA | | | | | | | | | | | | |
| MISSOURI | | | | | | | | | | | | |
| SOUTH CAROLINA | | | | | | | | | | | | |
| at LSU | | | | | | | | | | | | |

ALEXANDER'S CAREER STATISTICS

| Season | Games | Starts | Minutes | Total | | 3-Point | | Free Throws | | Rebounds | | | | Steals | | | | Blocks | | Points | |
|---------|-------|--------|---------|-------|--------|---------|--------|-------------|----|----------|-----|-----|-----|--------|----|-----|-----|--------|-----|--------|--|
| | | | | FG | PT | FG | PT | FT | PT | off | def | tot | avg | pf | to | ast | blk | stl | pts | avg | |
| 2016-17 | 20-11 | 1135.7 | 9-37 | .243 | 1-10 | .100 | 7-10 | .700 | 9 | 11 | 17 | 0.9 | 18 | 0 | 1 | 10 | 11 | 9 | 26 | 1.3 | |
| 2017-18 | 29-11 | 746.7 | 157-403 | .390 | 41-122 | .336 | 57-77 | .740 | 17 | 59 | 76 | 2.6 | 73 | 0 | 39 | 79 | 3 | 80 | 412 | 14.2 | |
| 2018-19 | 14-14 | 375.6 | 58-149 | .390 | 20-60 | .333 | 19-27 | .704 | 12 | 35 | 47 | 3.4 | 23 | 0 | 33 | 30 | 1 | 31 | 155 | 11.1 | |
| TOTAL | 63-25 | 1238.0 | 224-589 | .380 | 62-192 | .323 | 83-114 | .728 | 38 | 102 | 140 | 2.2 | 114 | 0 | 73 | 119 | 4 | 120 | 593 | 9.4 | |



Robyn BENTON

#1

Freshman • Guard • 5-9

Conyers, Ga.

Greater Atlanta Christian HS

- Hit 5-of-5 3-point attempts and scored 15 points in win at Elon (12/22)
- Scored 14 points and was 4-5 on 3-pointers in win over Oklahoma (12/2)
- Shared team lead with 16 points and hit three 3-pointers in collegiate debut vs. Grambling (11/6)
- Five-star prospect, rated No. 17 overall nationally, No. 6 guard by ESPN HoopGurlz
- Atlanta Journal-Constitution first-team all-state as a junior; GHSA Class AAA Player of the Year as a junior
- Sister of former Tennessee football player Inky Johnson

SEASON/CAREER HIGHS

| | | | |
|---------------------|----|-----------------------------|----------|
| Points | 16 | vs. Grambling | 11/6/18 |
| Rebounds | 5 | at XULA | 11/28/18 |
| Assists | 3 | 2x; last at XULA | 11/28/18 |
| Blocks | 1 | 2x; last vs. Nicholls State | 11/9/18 |
| Steals | 3 | vs. Grambling | 11/6/18 |
| Field Goals | 6 | vs. Grambling | 11/6/18 |
| Field Goal Attempts | 12 | vs. Grambling | 11/6/18 |
| 3-Point Field Goals | 5 | at Elon | 12/22/18 |
| 3-Point FG Attempts | 8 | vs. Grambling | 11/6/18 |
| Free Throws | 3 | 2x; last vs. Alabama State | 12/29/18 |
| Free Throw Attempts | 4 | 2x; last vs. Alabama State | 12/29/18 |

| Opponent | Start | Min. | FG-A | 3PT-A | FT-A | O-D-T | PF | Ast. | TO | Blk. | St. | Pts. |
|----------------------|-------|------|------|-------|------|-------|----|------|----|------|-----|------|
| GRAMBLING STATE | | 24 | 6-12 | 3-8 | 1-2 | 0-1-1 | 0 | 3 | 1 | 1 | 3 | 16 |
| NICHOLLS STATE | | 18 | 4-8 | 1-3 | 0-0 | 0-1-1 | 3 | 0 | 1 | 1 | 0 | 9 |
| at New Mexico | | 18 | 1-4 | 0-1 | 0-0 | 0-1-1 | 2 | 1 | 1 | 0 | 1 | 2 |
| at Iowa State | | 19 | 1-6 | 1-5 | 0-0 | 0-0-0 | 1 | 0 | 2 | 0 | 1 | 3 |
| LOUISIANA-LAFAYETTE | | 24 | 5-7 | 2-3 | 3-4 | 1-1-2 | 2 | 1 | 0 | 0 | 2 | 15 |
| at Xavier (La.) | | 17 | 2-5 | 1-2 | 0-2 | 3-2-5 | 1 | 3 | 1 | 0 | 1 | 5 |
| OKLAHOMA | | 15 | 5-7 | 4-5 | 0-0 | 0-0-0 | 1 | 0 | 0 | 0 | 2 | 14 |
| at St. Joseph's | | 6 | 0-0 | 0-0 | 0-0 | 1-0-1 | 0 | 0 | 0 | 0 | 0 | 0 |
| SAMFORD | | 24 | 4-10 | 2-4 | 0-0 | 2-1-3 | 1 | 0 | 0 | 0 | 2 | 10 |
| vs. Coastal Carolina | | 25 | 1-9 | 1-4 | 0-0 | 1-3-4 | 0 | 2 | 1 | 0 | 0 | 5 |
| vs. North Carolina | | 11 | 1-5 | 0-1 | 0-0 | 0-0-0 | 2 | 1 | 0 | 0 | 1 | 2 |
| at Elon | | 16 | 5-5 | 5-5 | 0-0 | 0-1-1 | 3 | 2 | 0 | 0 | 2 | 15 |
| ALABAMA STATE | | 22 | 3-10 | 2-7 | 3-4 | 1-1-2 | 1 | 0 | 0 | 0 | 0 | 11 |
| TENNESSEE | | 8 | 0-3 | 0-1 | 0-0 | 0-0-0 | 0 | 0 | 1 | 0 | 0 | 0 |
| at Florida | | 4 | 0-0 | 0-0 | 0-0 | 0-0-0 | 2 | 0 | 1 | 0 | 0 | 0 |
| at Alabama | | | | | | | | | | | | |
| MISSISSIPPI STATE | | | | | | | | | | | | |
| at Vanderbilt | | | | | | | | | | | | |
| TEXAS A&M | | | | | | | | | | | | |
| at Missouri | | | | | | | | | | | | |
| at Ole Miss | | | | | | | | | | | | |
| GEORGIA | | | | | | | | | | | | |
| KENTUCKY | | | | | | | | | | | | |
| at Arkansas | | | | | | | | | | | | |
| at Tennessee | | | | | | | | | | | | |
| ALABAMA | | | | | | | | | | | | |
| MISSOURI | | | | | | | | | | | | |
| SOUTH CAROLINA | | | | | | | | | | | | |
| at LSU | | | | | | | | | | | | |

BENTON'S CAREER STATISTICS

| Season | gp | pts | Total | | 3Point | | Free Throws | | Rebounds | | | | Steals | | Blocks | | Scoring | | | | |
|---------|----|-----|-------|-------|--------|-------|-------------|------|----------|-----|----|----|--------|-----|--------|-----|---------|---|----|-----|-----|
| | | | fg | ft | fg | ft | off | def | tot | avg | pf | to | stl | blk | pts | avg | | | | | |
| 2018-19 | 14 | 245 | 17.8 | 38-91 | 41% | 22-49 | 44% | 9-14 | .643 | 8 | 18 | 18 | 1.3 | 21 | 0 | 13 | 7 | 2 | 16 | 187 | 7.6 |
| TOTAL | 14 | 245 | 17.8 | 38-91 | 41% | 22-49 | 44% | 9-14 | .643 | 8 | 18 | 18 | 1.3 | 21 | 0 | 13 | 7 | 2 | 16 | 187 | 7.6 |



Brooke MOORE

#2

Freshman • Guard • 5-7

McDonough, Ga.

Henry County HS

• SEC Freshman of the Week (12/31)

- Led Auburn with career-high 23 points, hit five 3-pointers in win over Alabama State (12/29); also made half-court shot at halftime
- Scored 14 points and hit 4 3-pointers in win at Elon (12/22); helped set single-game 3-point record for 2nd time in less than a month
- Made collegiate debut at Xavier (La.); scored 3 points
- Missed first five games with injury
- Five-star prospect, No. 42 overall prospect and No. 11 guard by ESPN HoopGurlz
- Averaged 22.3 points, 4.0 assists, 3.0 steals per game as HS senior; shot 41% on 3-pointers and 81% on free throws
- Georgia Class AAAA Player of the Year as a senior; 3-time AJC Player of the Year


SEASON/CAREER HIGHS

| | | | |
|---------------------|----|----------------------------|----------|
| Points | 23 | vs. Alabama State | 12/29/18 |
| Rebounds | 4 | vs. Coastal Carolina | 12/18/18 |
| Assists | 3 | at Elon | 12/22/18 |
| Blocks | | | |
| Steals | 1 | 2x; last vs. Alabama State | 12/29/18 |
| Field Goals | 6 | vs. Alabama State | 12/29/18 |
| Field Goal Attempts | 15 | vs. Alabama State | 12/29/18 |
| 3-Point Field Goals | 5 | vs. Alabama State | 12/29/18 |
| 3-Point FG Attempts | 13 | vs. Alabama State | 12/29/18 |
| Free Throws | 6 | vs. Alabama State | 12/29/18 |
| Free Throw Attempts | 6 | vs. Alabama State | 12/29/18 |

| Opponent | Start | Min. | FG-A | 3PT-A | FT-A | O-D-T | PF | Ast. | TO | Blk. | St. | Pts. |
|----------------------|-------|------|------|-------|------|---------|----|------|----|------|-----|------|
| GRAMBLING STATE | | | | | | --DNP-- | | | | | | |
| NICHOLLS STATE | | | | | | --DNP-- | | | | | | |
| at New Mexico | | | | | | --DNP-- | | | | | | |
| at Iowa State | | | | | | --DNP-- | | | | | | |
| LOUISIANA-LAFAYETTE | | | | | | --DNP-- | | | | | | |
| at Xavier (La.) | 14 | | 1-9 | 1-6 | 0-0 | 0-1-1 | 0 | 1 | 0 | 0 | 0 | 3 |
| OKLAHOMA | 11 | | 2-5 | 2-5 | 0-0 | 1-0-1 | 1 | 1 | 1 | 0 | 0 | 6 |
| at St. Joseph's | 12 | | 4-9 | 2-5 | 0-0 | 0-2-2 | 0 | 0 | 0 | 0 | 0 | 10 |
| SAMFORD | | | | | | --DNP-- | | | | | | |
| vs. Coastal Carolina | 14 | | 2-6 | 1-4 | 0-0 | 1-3-4 | 0 | 2 | 1 | 0 | 0 | 5 |
| vs. North Carolina | 8 | | 2-5 | 2-4 | 0-0 | 0-0-0 | 0 | 0 | 0 | 0 | 0 | 6 |
| at Elon | 18 | | 5-11 | 4-10 | 0-0 | 0-3-3 | 2 | 3 | 2 | 0 | 1 | 14 |
| ALABAMA STATE | 23 | | 6-15 | 5-13 | 6-6 | 0-1-1 | 1 | 2 | 0 | 0 | 1 | 23 |
| TENNESSEE | 11 | | 0-4 | 0-3 | 0-0 | 0-1-1 | 0 | 0 | 0 | 0 | 0 | 0 |
| at Florida | 17 | | 2-9 | 2-7 | 0-0 | 1-1-2 | 0 | 0 | 0 | 0 | 0 | 6 |
| at Alabama | | | | | | | | | | | | |
| MISSISSIPPI STATE | | | | | | | | | | | | |
| at Vanderbilt | | | | | | | | | | | | |
| TEXAS A&M | | | | | | | | | | | | |
| at Missouri | | | | | | | | | | | | |
| at Ole Miss | | | | | | | | | | | | |
| GEORGIA | | | | | | | | | | | | |
| KENTUCKY | | | | | | | | | | | | |
| at Arkansas | | | | | | | | | | | | |
| at Tennessee | | | | | | | | | | | | |
| ALABAMA | | | | | | | | | | | | |
| MISSOURI | | | | | | | | | | | | |
| SOUTH CAROLINA | | | | | | | | | | | | |
| at LSU | | | | | | | | | | | | |

MOORE'S CAREER STATISTICS

| Season | gp | pts | min | Total | | 3-Point | | Free Throws | | | Rebounds | | | | | Steals | | Blocks | | | | |
|---------|----|-----|------|-------|-----|---------|-----|-------------|-----|-------|----------|----|----|-----|----|--------|-----|--------|-----|---|----|-----|
| | | | | fg | fg% | ft | ft% | off | def | tot | avg | pf | to | act | ts | blk | all | pts | avg | | | |
| 2018-19 | 8 | 118 | 13.8 | 22 | .64 | 17 | .64 | 5 | 6 | 1.000 | 2 | 11 | 13 | 1.6 | 4 | 0 | 9 | 4 | 0 | 2 | 57 | 6.4 |
| TOTAL | 8 | 118 | 13.8 | 22 | .64 | 17 | .64 | 5 | 6 | 1.000 | 2 | 11 | 13 | 1.6 | 4 | 0 | 9 | 4 | 0 | 2 | 57 | 6.4 |



Erica SANDERS

#3

Senior • Guard • 5-10

San Antonio, Texas

Johnson HS

- Had 6 rebounds, 3 steals vs. Alabama State (12/29)
- Returned to action vs. North Carolina (12/20); hit two free throws in overtime
- Missed first nine games with knee injury suffered in preseason
- Played in 20 games as a junior; missed 9 games w/ foot injury
- Averaged 1.6 points, 1.2 rebounds as junior; had 31 steals in 20 games
- Career-high 6 steals along with 6 points in win over Louisiana Tech (11/19/17)
- Scored career-high 9 points in win over Ole Miss (1/8/17)
- Hit go-ahead jumper with 50 seconds left in comeback win over Indiana (11/27/16)

SEASON HIGHS

| | | | |
|---------------------|---|------------------------|----------|
| Points | 2 | vs. North Carolina | 12/20/18 |
| Rebounds | 6 | vs. Alabama State | 12/29/18 |
| Assists | 1 | 2x; last vs. Tennessee | 1/3/19 |
| Blocks | | | |
| Steals | 3 | vs. Alabama State | 12/29/18 |
| Field Goals | | | |
| Field Goal Attempts | 1 | 2x; last at Florida | 1/6/19 |
| 3-Point Field Goals | | | |
| 3-Point FG Attempts | | | |
| Free Throws | 2 | vs. North Carolina | 12/20/18 |
| Free Throw Attempts | 2 | vs. North Carolina | 12/20/18 |

| Opponent | Start | Min. | FG-A | 3PT-A | FT-A | O-D-T | PF | Ast. | TO | Blk. | St. | Pts. |
|----------------------|-------|------|------|-------|------|---------|----|------|----|------|-----|------|
| GRAMBLING STATE | | | | | | --DNP-- | | | | | | |
| NICHOLLS STATE | | | | | | --DNP-- | | | | | | |
| at New Mexico | | | | | | --DNP-- | | | | | | |
| at Iowa State | | | | | | --DNP-- | | | | | | |
| LOUISIANA-LAFAYETTE | | | | | | --DNP-- | | | | | | |
| at Xavier (La.) | | | | | | --DNP-- | | | | | | |
| OKLAHOMA | | | | | | --DNP-- | | | | | | |
| at St. Joseph's | | | | | | --DNP-- | | | | | | |
| SAMFORD | | | | | | --DNP-- | | | | | | |
| vs. Coastal Carolina | | | | | | --DNP-- | | | | | | |
| vs. North Carolina | | 11 | 0-0 | 0-0 | 2-2 | 1-2-3 | 4 | 0 | 1 | 0 | 0 | 2 |
| at Elon | | 3 | 0-0 | 0-0 | 0-0 | 0-0-0 | 0 | 0 | 0 | 0 | 0 | 0 |
| ALABAMA STATE | | 11 | 0-0 | 0-0 | 0-0 | 4-2-6 | 1 | 1 | 1 | 0 | 3 | 0 |
| TENNESSEE | | 14 | 0-1 | 0-0 | 0-0 | 1-1-2 | 3 | 1 | 0 | 0 | 0 | 0 |
| at Florida | | 14 | 0-1 | 0-0 | 0-0 | 0-1-1 | 1 | 0 | 0 | 0 | 1 | 0 |
| at Alabama | | | | | | | | | | | | |
| MISSISSIPPI STATE | | | | | | | | | | | | |
| at Vanderbilt | | | | | | | | | | | | |
| TEXAS A&M | | | | | | | | | | | | |
| at Missouri | | | | | | | | | | | | |
| at Ole Miss | | | | | | | | | | | | |
| GEORGIA | | | | | | | | | | | | |
| KENTUCKY | | | | | | | | | | | | |
| at Arkansas | | | | | | | | | | | | |
| at Tennessee | | | | | | | | | | | | |
| ALABAMA | | | | | | | | | | | | |
| MISSOURI | | | | | | | | | | | | |
| SOUTH CAROLINA | | | | | | | | | | | | |
| at LSU | | | | | | | | | | | | |

CAREER HIGHS

| | | | |
|---------------------|----|-----------------------------|----------|
| Points | 9 | vs. Ole Miss | 1/8/17 |
| Rebounds | 7 | at Arkansas | 2/26/17 |
| Assists | 5 | vs. Tennessee | 1/19/17 |
| Blocks | 1 | 3x; last vs. South Carolina | 1/5/17 |
| Steals | 6 | vs. Louisiana Tech | 11/19/17 |
| Field Goals | 4 | 5x; last vs. ULM | 11/29/17 |
| Field Goal Attempts | 11 | vs. Missouri | 2/21/16 |
| 3-Point Field Goals | | | |
| 3-Point FG Attempts | 1 | 4x; last vs. George Mason | 12/23/15 |
| Free Throws | 4 | vs. St. John's | 3/18/16 |
| Free Throw Attempts | 4 | 3x; last at Virginia Tech | 11/13/17 |

SANDERS' CAREER STATISTICS

| Season | gp | pts | reb | ast | stl | blk | Total | | 3Point | | F-Throws | | Rebounds | | | | Scoring | | | |
|---------|-------|-------|------|--------|-----|-----|-------|------|--------|-----|----------|-----|----------|-----|-----|-----|---------|-----|-----|-----|
| | | | | | | | fg | ft | fg | ft | off | def | tot | avg | pts | reb | | | | |
| 2015-16 | 33-1 | 529 | 17.2 | 48-103 | 388 | 0-7 | 15-20 | 39 | 46 | 45 | 2.6 | 88 | 2 | 30 | 33 | 11 | 33 | 55 | 2.9 | |
| 2016-17 | 29-1 | 566 | 19.5 | 28-78 | 329 | 0-1 | 9-12 | 750 | 45 | 45 | 90 | 3.1 | 78 | 3 | 35 | 21 | 5 | 42 | 65 | 2.2 |
| 2017-18 | 20-11 | 307 | 15.4 | 14-33 | 434 | 0-1 | 4-6 | 667 | 12 | 12 | 24 | 1.2 | 38 | 0 | 8 | 22 | 11 | 31 | 32 | 1.6 |
| 2018-19 | 4-1 | 253.0 | | 0-1 | 000 | 0-0 | 2-2 | 1000 | 6 | 5 | 11 | 2.8 | 6 | 0 | 2 | 2 | 11 | 3 | 2 | 0.5 |
| TOTAL | 86-1 | 1487 | 17.2 | 92-215 | 381 | 0-9 | 38-40 | 750 | 102 | 108 | 211 | 2.4 | 212 | 5 | 75 | 78 | 5 | 109 | 194 | 2.9 |



Abigayle JACKSON

#4

Sophomore • Forward • 6-3

Little Rock, Ark.

Little Rock Central HS

- Matched season-high of 6 points on 3-3 shooting at XULA (11/28)
- Had 4 points, 5 rebounds in season-opener vs. Grambling (11/6)
- Played in 28 of 29 games as a freshman; started final 12 games of season
- Averaged 2.0 points, 1.7 rebounds as freshman; led team with 22 blocks (0.8/game)
- Made first collegiate start at LSU (1/18), had 4 points, 4 rebounds and 3 steals in 19 minutes of action
- Career-high 13 points, 3 steals at Texas A&M (2/4); played career-high 26 minutes
- Ranked as No. 1 player in state of Arkansas in class of 2017

SEASON HIGHS

| | | | |
|---------------------|---|----------------------|----------|
| Points | 6 | 3x; last at Elon | 12/22/18 |
| Rebounds | 6 | vs. Nicholls State | 11/9/18 |
| Assists | 1 | 4x; last vs. Samford | 12/16/18 |
| Blocks | 3 | vs. UL-Lafayette | 11/25/18 |
| Steals | 2 | at XULA | 11/28/18 |
| Field Goals | 3 | 2x; last at Elon | 12/22/18 |
| Field Goal Attempts | 5 | vs. Alabama State | 12/29/18 |
| 3-Point Field Goals | 1 | vs. UL-Lafayette | 11/25/18 |
| 3-Point FG Attempts | 2 | vs. UL-Lafayette | 11/25/18 |
| Free Throws | 2 | vs. Nicholls State | 11/9/18 |
| Free Throw Attempts | 2 | vs. Nicholls State | 11/9/18 |

| Opponent | Start | Min. | FG-A | 3PT-A | FT-A | O-D-T | PF | Ast. | TO | Blk. | St. | Pts. |
|----------------------|-------|------|------|-------|------|-------|----|------|----|------|-----|------|
| GRAMBLING STATE | | 10 | 2-2 | 0-0 | 0-0 | 3-2-5 | 2 | 1 | 0 | 1 | 0 | 4 |
| NICHOLLS STATE | | 16 | 2-3 | 0-0 | 2-2 | 4-2-6 | 1 | 1 | 3 | 0 | 0 | 6 |
| at New Mexico | | 4 | 1-1 | 0-0 | 0-0 | 0-0-0 | 3 | 0 | 0 | 0 | 0 | 2 |
| at Iowa State | | 4 | 1-3 | 0-1 | 0-0 | 0-1-1 | 2 | 0 | 0 | 0 | 0 | 2 |
| LOUISIANA-LAFAYETTE | | 14 | 2-4 | 1-2 | 0-0 | 0-4-4 | 2 | 1 | 0 | 3 | 0 | 5 |
| at Xavier (La.) | | 9 | 3-3 | 0-0 | 0-0 | 1-0-1 | 0 | 0 | 1 | 2 | 2 | 6 |
| OKLAHOMA | | 9 | 0-1 | 0-0 | 0-0 | 1-3-4 | 2 | 0 | 0 | 0 | 0 | 0 |
| at St. Joseph's | | 5 | 0-1 | 0-0 | 0-0 | 1-1-2 | 2 | 0 | 0 | 0 | 0 | 0 |
| SAMFORD | | 8 | 0-2 | 0-0 | 0-0 | 0-1-1 | 1 | 1 | 0 | 0 | 0 | 0 |
| vs. Coastal Carolina | | 9 | 1-1 | 0-0 | 1-1 | 1-1-2 | 5 | 0 | 1 | 0 | 0 | 3 |
| vs. North Carolina | | 2 | 0-1 | 0-0 | 0-0 | 0-0-0 | 2 | 0 | 1 | 0 | 0 | 0 |
| at Elon | | 13 | 3-4 | 0-0 | 0-0 | 0-1-1 | 4 | 0 | 1 | 1 | 0 | 6 |
| ALABAMA STATE | | 13 | 2-5 | 0-0 | 1-1 | 1-2-3 | 4 | 0 | 0 | 2 | 1 | 5 |
| TENNESSEE | | 4 | 0-1 | 0-0 | 0-0 | 0-1-1 | 0 | 0 | 1 | 1 | 0 | 0 |
| at Florida | | 4 | 0-1 | 0-0 | 0-0 | 0-0-0 | 3 | 0 | 1 | 0 | 0 | 0 |
| at Alabama | | | | | | | | | | | | |
| MISSISSIPPI STATE | | | | | | | | | | | | |
| at Vanderbilt | | | | | | | | | | | | |
| TEXAS A&M | | | | | | | | | | | | |
| at Missouri | | | | | | | | | | | | |
| at Ole Miss | | | | | | | | | | | | |
| GEORGIA | | | | | | | | | | | | |
| KENTUCKY | | | | | | | | | | | | |
| at Arkansas | | | | | | | | | | | | |
| at Tennessee | | | | | | | | | | | | |
| ALABAMA | | | | | | | | | | | | |
| MISSOURI | | | | | | | | | | | | |
| SOUTH CAROLINA | | | | | | | | | | | | |
| at LSU | | | | | | | | | | | | |

CAREER HIGHS

| | | | |
|---------------------|----|-----------------------------|----------|
| Points | 13 | at Texas A&M | 2/4/18 |
| Rebounds | 7 | vs. ULM | 11/29/17 |
| Assists | 1 | 3x; last vs. Nicholls State | 11/9/18 |
| Blocks | 3 | 3x; last vs. UL-Lafayette | 11/25/18 |
| Steals | 3 | 2x; last at Texas A&M | 2/4/18 |
| Field Goals | 5 | 2x; last at Texas A&M | 2/4/18 |
| Field Goal Attempts | 11 | at Texas A&M | 2/4/18 |
| 3-Point Field Goals | 1 | 3x; last vs. UL-Lafayette | 11/25/18 |
| 3-Point FG Attempts | 5 | vs. Vanderbilt | 2/12/18 |
| Free Throws | 3 | at Texas A&M | 2/4/18 |
| Free Throw Attempts | 5 | at Texas A&M | 2/4/18 |

JACKSON'S CAREER STATISTICS

| Season | gp-gs | minutes | Total | | 3Point | | FreeThrows | | Rebounds | | | | | Scoring | | | | | | |
|---------|-------|---------|--------|------|--------|------|------------|-------|----------|-----|-----|-----|----|---------|-----|-----|-----|-----|-----|-----|
| | | | fg-pts | pts | fg-pts | pts | ft-pts | pts | off | def | tot | avg | pf | to | ast | stl | blk | pts | avg | |
| 2017-18 | 28-11 | 270:26 | 23-58 | .397 | 3-24 | .125 | 8-15 | .533 | 14 | 34 | 48 | 1.7 | 47 | 1 | 1 | 16 | 22 | 10 | 57 | 2.0 |
| 2018-19 | 14-8 | 120:06 | 17-32 | .531 | 1-3 | .333 | 4-4 | 1.000 | 12 | 19 | 31 | 2.2 | 30 | 1 | 4 | 8 | 18 | 3 | 39 | 2.8 |
| TOTAL | 42-11 | 390:33 | 40-91 | .440 | 4-27 | .148 | 12-19 | .632 | 26 | 53 | 79 | 1.9 | 77 | 2 | 5 | 24 | 32 | 13 | 96 | 2.3 |



Emari JONES

#5

Senior • Guard • 6-2

Chicago, Ill.

Shawnee CC / Wheaton North HS

• Out for season after suffering knee injury vs. Alabama State (12/29)

- Scored 16 points and hit four 3-pointers in back-to-back games vs. XULA (11/28) and Oklahoma (12/2)
- Career-high 10 rebounds vs. UL-Lafayette (11/25)
- Played career-high 39 minutes at Iowa State, scored 15 points and matched career-high with 4 3-pointers (11/13)
- Played in all 29 games as a junior, starting 16; averaged 5.0 points, 3.2 rebounds in 22.8 minutes
- Tied for second on the team with 29 3-pointers as a junior; shot 29.6% (29-98)
- Career-high 18 points on 6-11 shooting (4-6 3FG) vs. Florida (12/31); matched previous career high (11) by halftime
- Transferred to Auburn from Shawnee CC in Ullin, Ill.; led Shawnee to 30-3 record and conference title as a freshman in 2015-16
- Scored 746 total points as JUCO freshman, which led the nation; scoring average was third nationally

SEASON HIGHS

| | | | |
|---------------------|----|-------------------------------|----------|
| Points | 16 | 3x; last vs. Coastal Carolina | 12/18/18 |
| Rebounds | 10 | vs. UL-Lafayette | 11/25/18 |
| Assists | 3 | 3x; last at Iowa State | 11/13/18 |
| Blocks | 1 | 3x; last vs. North Carolina | 12/20/18 |
| Steals | 3 | vs. Coastal Carolina | 12/18/18 |
| Field Goals | 6 | 3x; last vs. Oklahoma | 12/2/18 |
| Field Goal Attempts | 15 | vs. Nicholls State | 11/9/18 |
| 3-Point Field Goals | 4 | 4x; last vs. Coastal Carolina | 12/18/18 |
| 3-Point FG Attempts | 11 | vs. Coastal Carolina | 12/18/18 |
| Free Throws | 3 | at Iowa State | 11/13/18 |
| Free Throw Attempts | 4 | at Iowa State | 11/13/18 |

| Opponent | Start | Min. | FG-A | 3PT-A | FT-A | O-D-T | PF | Ast. | TO | Blk. | St. | Pts. |
|----------------------|-------|------|------|-------|------|---------|----|------|----|------|-----|------|
| GRAMBLING STATE | * | 28 | 5-13 | 3-9 | 0-0 | 3-5-8 | 1 | 3 | 3 | 0 | 2 | 13 |
| NICHOLLS STATE | * | 31 | 6-15 | 1-5 | 2-2 | 3-5-8 | 1 | 3 | 2 | 1 | 2 | 15 |
| at New Mexico | * | 24 | 2-10 | 1-8 | 0-0 | 1-1-2 | 2 | 2 | 6 | 0 | 1 | 5 |
| at Iowa State | * | 39 | 4-9 | 4-8 | 3-4 | 3-4-7 | 4 | 3 | 2 | 0 | 1 | 15 |
| LOUISIANA-LAFAYETTE | * | 37 | 3-9 | 1-4 | 1-1 | 5-5-10 | 3 | 2 | 3 | 0 | 1 | 8 |
| at Xavier (La.) | * | 31 | 6-12 | 4-6 | 0-0 | 1-3-4 | 3 | 2 | 2 | 1 | 1 | 16 |
| OKLAHOMA | * | 35 | 6-11 | 4-9 | 0-0 | 0-3-3 | 2 | 1 | 2 | 0 | 2 | 16 |
| at St. Joseph's | * | 33 | 2-4 | 0-0 | 0-1 | 1-2-3 | 0 | 1 | 0 | 0 | 0 | 4 |
| SAMFORD | * | 29 | 2-5 | 2-3 | 2-2 | 0-2-2 | 3 | 0 | 3 | 0 | 1 | 8 |
| vs. Coastal Carolina | * | 37 | 5-13 | 4-11 | 2-2 | 4-2-6 | 2 | 0 | 0 | 0 | 3 | 16 |
| vs. North Carolina | * | 38 | 3-12 | 1-8 | 0-0 | 3-0-3 | 0 | 1 | 2 | 1 | 2 | 7 |
| at Elon | * | 22 | 2-4 | 1-2 | 0-0 | 2-1-3 | 2 | 2 | 1 | 0 | 1 | 5 |
| ALABAMA STATE | * | 2 | 0-1 | 0-1 | 0-0 | 1-0-1 | 0 | 0 | 1 | 0 | 0 | 0 |
| TENNESSEE | | | | | | --DNP-- | | | | | | |
| at Florida | | | | | | --DNP-- | | | | | | |
| at Alabama | | | | | | | | | | | | |
| MISSISSIPPI STATE | | | | | | | | | | | | |
| at Vanderbilt | | | | | | | | | | | | |
| TEXAS A&M | | | | | | | | | | | | |
| at Missouri | | | | | | | | | | | | |
| at Ole Miss | | | | | | | | | | | | |
| GEORGIA | | | | | | | | | | | | |
| KENTUCKY | | | | | | | | | | | | |
| at Arkansas | | | | | | | | | | | | |
| at Tennessee | | | | | | | | | | | | |
| ALABAMA | | | | | | | | | | | | |
| MISSOURI | | | | | | | | | | | | |
| SOUTH CAROLINA | | | | | | | | | | | | |
| at LSU | | | | | | | | | | | | |

CAREER HIGHS

| | | | |
|---------------------|----|-------------------------------|----------|
| Points | 18 | vs. Florida | 12/31/17 |
| Rebounds | 10 | vs. UL-Lafayette | 11/25/18 |
| Assists | 4 | at Ole Miss | 2/16/17 |
| Blocks | 2 | at LSU | 1/18/18 |
| Steals | 3 | 4x; last vs. Coastal Carolina | 12/18/18 |
| Field Goals | 6 | 4x; last vs. Oklahoma | 12/2/18 |
| Field Goal Attempts | 15 | vs. Nicholls State | 11/9/18 |
| 3-Point Field Goals | 4 | 5x; last vs. Coastal Carolina | 12/18/18 |
| 3-Point FG Attempts | 11 | vs. Coastal Carolina | 12/18/18 |
| Free Throws | 4 | vs. Alabama | 1/28/18 |
| Free Throw Attempts | 5 | at Missouri | 1/26/17 |

JONES' CAREER STATISTICS (at Auburn)

| Season | g | pts | reb | Total | | 3Point | | FT | | Rebounds | | | | PF | | AST | | BLK | | STL | | Scoring | |
|---------|-------|------|-------|---------|------|--------|------|-------|------|----------|-----|-----|-----|-----|-----|-----|-----|-----|-----|-----|-----|---------|-----|
| | | | | fg | fg% | fg | fg% | ft | ft% | off | def | tot | avg | pts | reb | pts | reb | pts | reb | pts | reb | pts | reb |
| 2016-17 | 31-8 | 271 | 80 | 25-76 | .329 | 11-42 | .262 | 23-30 | .767 | 16 | 24 | 40 | 1.3 | 28 | 0 | 13 | 18 | 2 | 12 | 84 | 2.7 | | |
| 2017-18 | 29-16 | 628 | 228 | 49-146 | .336 | 29-98 | .296 | 19-24 | .792 | 41 | 52 | 93 | 3.2 | 75 | 4 | 16 | 28 | 2 | 32 | 146 | 5.0 | | |
| 2018-19 | 13-13 | 304 | 23.5 | 46-118 | .390 | 26-74 | .351 | 18-12 | .833 | 26 | 33 | 59 | 4.5 | 23 | 0 | 20 | 27 | 3 | 17 | 128 | 9.8 | | |
| TOTAL | 73-29 | 1323 | 111.1 | 128-340 | .375 | 66-214 | .308 | 52-66 | .788 | 83 | 109 | 192 | 2.6 | 126 | 4 | 49 | 84 | 7 | 61 | 358 | 4.9 | | |



Kiyae' WHITE

#10

Redshirt Freshman • Forward • 6-2

Macungie, Pa.

Emmaus HS

- Scored 4 points at St. Joseph's, including a steal and fast-break basket to cap a 9-0 Auburn run in 4th quarter (12/6)
- Made first collegiate appearance vs. Grambling (11/6); had 3 points, 4 rebounds in 12 minutes of action
- Redshirted 2017-18 season due to injury
- Ranked as No. 20 forward nationally out of high school
- Three brothers all played football at West Virginia; brother, Kevin White, plays for Chicago Bears

SEASON/CAREER HIGHS

| | | | |
|---------------------|---|-------------------------------|----------|
| Points | 5 | vs. Samford | 12/16/18 |
| Rebounds | 4 | 4x; last vs. Alabama State | 12/29/18 |
| Assists | 2 | 3x; last at XULA | 11/28/18 |
| Blocks | | | |
| Steals | 1 | 2x; last vs. Coastal Carolina | 12/18/18 |
| Field Goals | 2 | 2x; last vs. Samford | 12/16/18 |
| Field Goal Attempts | 4 | vs. Alabama State | 12/29/18 |
| 3-Point Field Goals | | | |
| 3-Point FG Attempts | | | |
| Free Throws | 2 | vs. Alabama State | 12/29/18 |
| Free Throw Attempts | 3 | vs. Alabama State | 12/29/18 |

| Opponent | Start | Min. | FG-A | 3PT-A | FT-A | O-D-T | PF | Ast. | TO | Blk. | St. | Pts. |
|----------------------|-------|------|------|-------|------|---------|----|------|----|------|-----|------|
| GRAMBLING STATE | | 12 | 1-2 | 0-0 | 1-2 | 2-2-4 | 1 | 2 | 1 | 0 | 0 | 3 |
| NICHOLLS STATE | | 11 | 1-3 | 0-0 | 0-0 | 0-0-0 | 1 | 2 | 1 | 0 | 0 | 2 |
| at New Mexico | | 1 | 0-1 | 0-0 | 0-0 | 1-0-1 | 0 | 0 | 0 | 0 | 0 | 0 |
| at Iowa State | | 2 | 0-0 | 0-0 | 0-0 | 0-0-0 | 0 | 0 | 0 | 0 | 0 | 0 |
| LOUISIANA-LAFAYETTE | | 6 | 0-1 | 0-0 | 0-0 | 0-0-0 | 0 | 0 | 1 | 0 | 0 | 0 |
| at Xavier (La.) | | 14 | 0-3 | 0-0 | 0-0 | 2-1-3 | 2 | 2 | 1 | 0 | 0 | 0 |
| OKLAHOMA | | 3 | 1-2 | 0-0 | 0-0 | 1-0-1 | 1 | 0 | 0 | 0 | 0 | 2 |
| at St. Joseph's | | 10 | 2-3 | 0-0 | 0-0 | 2-2-4 | 2 | 0 | 0 | 0 | 1 | 4 |
| SAMFORD | | 12 | 2-3 | 0-0 | 1-1 | 2-2-4 | 1 | 0 | 0 | 0 | 0 | 5 |
| vs. Coastal Carolina | | 3 | 1-2 | 0-0 | 0-0 | 0-0-0 | 1 | 0 | 0 | 0 | 1 | 2 |
| vs. North Carolina | | | | | | --DNP-- | | | | | | |
| at Elon | | 8 | 0-1 | 0-0 | 0-0 | 1-2-3 | 2 | 0 | 1 | 0 | 0 | 0 |
| ALABAMA STATE | | 11 | 1-4 | 0-0 | 2-3 | 3-1-4 | 2 | 0 | 0 | 0 | 0 | 4 |
| TENNESSEE | | | | | | --DNP-- | | | | | | |
| at Florida | | 1 | 0-0 | 0-0 | 0-0 | 0-0-0 | 2 | 0 | 0 | 0 | 0 | 0 |
| at Alabama | | | | | | | | | | | | |
| MISSISSIPPI STATE | | | | | | | | | | | | |
| at Vanderbilt | | | | | | | | | | | | |
| TEXAS A&M | | | | | | | | | | | | |
| at Missouri | | | | | | | | | | | | |
| at Ole Miss | | | | | | | | | | | | |
| GEORGIA | | | | | | | | | | | | |
| KENTUCKY | | | | | | | | | | | | |
| at Arkansas | | | | | | | | | | | | |
| at Tennessee | | | | | | | | | | | | |
| ALABAMA | | | | | | | | | | | | |
| MISSOURI | | | | | | | | | | | | |
| SOUTH CAROLINA | | | | | | | | | | | | |
| at LSU | | | | | | | | | | | | |

WHITE'S CAREER STATISTICS

| Season | gp | pts | Total | | 3Point | | FThrows | | Rebounds | | | | | Steals | | Blocks | | Scoring | | |
|---------|------|-------|-------|------|--------|------|---------|------|----------|-----|-----|-----|----|--------|-----|--------|-----|---------|-----|-----|
| | | | fg | pts | fg | pts | at | pts | off | def | tot | avg | pf | to | act | to | blk | all | pts | avg |
| 2018-19 | 12-0 | 947.8 | 9-25 | .360 | 0-0 | .000 | 4-6 | .667 | 14 | 18 | 24 | 2.0 | 13 | 0 | 6 | 5 | 0 | 2 | 22 | 1.8 |
| TOTAL | 12-0 | 947.8 | 9-25 | .360 | 0-0 | .000 | 4-6 | .667 | 14 | 18 | 24 | 2.0 | 13 | 0 | 6 | 5 | 0 | 2 | 22 | 1.8 |



Unique THOMPSON

#20

Sophomore • Forward • 6-3

Theodore, Ala.

****2018 SEC All-Freshman Team****

Faith Academy

• 2018-19 Preseason All-SEC; 2018 SEC All-Freshman Team

- Has 6 double-doubles this season; 13 career double-doubles ranks 10th all-time at Auburn
- Season-high 21 points along with 18 rebounds while playing career-high 43 minutes in OT win over North Carolina (12/20)
- Career-high 19 rebounds with 19 points for second double-double of season at New Mexico (11/9)
- Started 27 games as a freshman; was Auburn's third-leading scorer with 11.5 points/game
- Led Auburn and all SEC freshmen with 8.4 rebounds/game; seventh-best among all SEC players
- Had 7 double-doubles as freshman, tying DeWanna Bonner for the Auburn freshman record
- Her 29 points at UL-Lafayette were 2nd most ever by Auburn freshman, most since Becky Jackson had 38 in 1980
- Became first Auburn freshman since Katie Frerking in 2013 to earn start in first collegiate game; had 9 points and season-high 16 rebounds at VT

SEASON HIGHS

| | | | |
|---------------------|----|---------------------------|----------|
| Points | 21 | vs. North Carolina | 12/20/18 |
| Rebounds | 19 | at New Mexico | 11/11/18 |
| Assists | 4 | at St. Joseph's | 12/6/18 |
| Blocks | 3 | vs. Alabama State | 12/29/18 |
| Steals | 4 | 2x; last vs. UL-Lafayette | 11/25/18 |
| Field Goals | 10 | vs. North Carolina | 12/20/18 |
| Field Goal Attempts | 18 | vs. North Carolina | 12/20/18 |
| 3-Point Field Goals | | | |
| 3-Point FG Attempts | | | |
| Free Throws | 6 | vs. Oklahoma | 12/2/18 |
| Free Throw Attempts | 9 | at Iowa State | 11/13/18 |

| Opponent | Start | Min. | FG-A | 3PT-A | FT-A | O-D-T | PF | Ast. | TO | Blk. | St. | Pts. |
|----------------------|-------|------|-------|-------|------|---------|----|------|----|------|-----|------|
| GRAMBLING STATE | * | 27 | 5-8 | 0-0 | 4-6 | 3-10-13 | 4 | 1 | 2 | 2 | 1 | 14 |
| NICHOLLS STATE | * | 24 | 3-7 | 0-0 | 0-0 | 1-9-10 | 4 | 1 | 3 | 2 | 4 | 6 |
| at New Mexico | * | 35 | 7-13 | 0-0 | 5-7 | 8-11-19 | 1 | 0 | 4 | 1 | 1 | 19 |
| at Iowa State | * | 36 | 7-11 | 0-0 | 5-9 | 4-10-14 | 3 | 2 | 2 | 2 | 1 | 19 |
| LOUISIANA-LAFAYETTE | * | 31 | 7-12 | 0-0 | 2-5 | 3-10-13 | 3 | 0 | 4 | 1 | 4 | 16 |
| at Xavier (La.) | * | 24 | 6-10 | 0-0 | 3-4 | 3-5-8 | 2 | 0 | 1 | 1 | 3 | 15 |
| OKLAHOMA | * | 30 | 4-7 | 0-0 | 6-8 | 5-12-17 | 1 | 3 | 3 | 0 | 1 | 14 |
| at St. Joseph's | * | 34 | 5-10 | 0-0 | 2-4 | 2-4-6 | 2 | 4 | 2 | 0 | 2 | 12 |
| SAMFORD | * | 23 | 2-7 | 0-0 | 1-2 | 0-6-6 | 0 | 0 | 1 | 1 | 3 | 5 |
| vs. Coastal Carolina | * | 21 | 5-7 | 0-0 | 1-3 | 7-0-7 | 5 | 0 | 1 | 0 | 0 | 11 |
| vs. North Carolina | * | 43 | 10-18 | 0-0 | 1-3 | 11-7-18 | 2 | 1 | 1 | 1 | 3 | 21 |
| at Elon | * | 25 | 6-7 | 0-0 | 2-2 | 3-3-6 | 1 | 2 | 3 | 0 | 0 | 14 |
| ALABAMA STATE | * | 20 | 2-3 | 0-0 | 2-2 | 4-4-8 | 2 | 2 | 1 | 3 | 3 | 6 |
| TENNESSEE | * | 36 | 8-15 | 0-0 | 3-4 | 7-5-12 | 2 | 2 | 1 | 1 | 2 | 19 |
| at Florida | * | 31 | 4-6 | 0-0 | 0-0 | 3-6-9 | 2 | 1 | 5 | 0 | 2 | 8 |
| at Alabama | | | | | | | | | | | | |
| MISSISSIPPI STATE | | | | | | | | | | | | |
| at Vanderbilt | | | | | | | | | | | | |
| TEXAS A&M | | | | | | | | | | | | |
| at Missouri | | | | | | | | | | | | |
| at Ole Miss | | | | | | | | | | | | |
| GEORGIA | | | | | | | | | | | | |
| KENTUCKY | | | | | | | | | | | | |
| at Arkansas | | | | | | | | | | | | |
| at Tennessee | | | | | | | | | | | | |
| ALABAMA | | | | | | | | | | | | |
| MISSOURI | | | | | | | | | | | | |
| SOUTH CAROLINA | | | | | | | | | | | | |
| at LSU | | | | | | | | | | | | |

CAREER HIGHS

| | | | |
|---------------------|----|---------------------------|----------|
| Points | 29 | at Louisiana-Lafayette | 12/8/17 |
| Rebounds | 19 | at New Mexico | 11/11/18 |
| Assists | 4 | at St. Joseph's | 12/6/18 |
| Blocks | 6 | vs. Louisiana Tech | 11/19/17 |
| Steals | 4 | 2x; last vs. UL-Lafayette | 11/25/18 |
| Field Goals | 11 | 2x; last vs. Texas A&M | 1/7/18 |
| Field Goal Attempts | 18 | vs. North Carolina | 12/20/18 |
| 3-Point Field Goals | | | |
| 3-Point FG Attempts | | | |
| Free Throws | 7 | at Louisiana-Lafayette | 12/8/17 |
| Free Throw Attempts | 9 | at Iowa State | 11/13/18 |

THOMPSON'S CAREER STATISTICS

| Season | gp | pts | min | Total | | 3Point | | Free Throws | | Rebounds | | | | | Steals | | Blocks | | Scoring | | |
|---------|-------|------|-------|---------|------|--------|------|-------------|------|----------|-----|-----|------|----|--------|-----|--------|-----|---------|-----|------|
| | | | | fg | ft | fg | ft | at | pt | off | def | tot | avg | pf | to | ast | blk | stl | pts | avg | |
| 2017-18 | 27-26 | 811 | 302.0 | 131-271 | .483 | 0-0 | .000 | 48-87 | .551 | 112 | 115 | 227 | 8.4 | 63 | 0 | 28 | 66 | 21 | 32 | 311 | 11.5 |
| 2018-19 | 14-14 | 408 | 291.1 | 77-135 | .570 | 0-0 | .000 | 37-59 | .627 | 61 | 95 | 157 | 11.2 | 32 | 1 | 18 | 29 | 15 | 28 | 191 | 13.6 |
| TOTAL | 41-40 | 1219 | 293.7 | 208-406 | .512 | 0-0 | .000 | 85-146 | .589 | 173 | 211 | 384 | 9.4 | 95 | 1 | 46 | 95 | 36 | 60 | 502 | 12.2 |



Crystal PRIMM

#23

Redshirt Junior • Guard • 5-11

West Palm Beach, Fla.

Oxbridge Academy / Duke

- Led Auburn with 17 points and career-high 7 rebounds in win at Elon (12/22)
- Career-high 18 points on 9-12 shooting in OT win over North Carolina (12/20)
- Double-digit scoring in 5 of 10 games; back-to-back 14-point nights vs. Oklahoma (12/2) and St. Joseph's (12/6)
- 14 points, 6 rebounds, 8-10 FTs - all in second half - vs. Coastal Carolina (12/18)
- Career-high 5 steals along with 8 points, 4 rebounds, 4 assists vs. Nicholls State (11/9)
- Scored 15 points in 22 minutes in Auburn debut vs. Grambling (11/6)
- Enrolled at Auburn in summer of 2017; redshirted 2017-18 season after transferring from Duke
- Played in 33 games off the bench as sophomore at Duke; averaged 2.5 points, 1.6 rebounds
- Started 14 games as freshman, averaging 4.6 points, 2.6 rebounds; career-high 15 points at Kentucky

SEASON HIGHS

| | | | |
|---------------------|----|-----------------------------|----------|
| Points | 18 | vs. North Carolina | 12/20/18 |
| Rebounds | 7 | 2x; last at Florida | 1/6/19 |
| Assists | 4 | vs. Nicholls State | 11/9/18 |
| Blocks | 1 | 4x; last vs. North Carolina | 12/20/18 |
| Steals | 5 | vs. Nicholls State | 11/9/18 |
| Field Goals | 9 | vs. North Carolina | 12/20/18 |
| Field Goal Attempts | 12 | vs. North Carolina | 12/20/18 |
| 3-Point Field Goals | | | |
| 3-Point FG Attempts | 1 | 3x; last vs. UL-Lafayette | 11/25/18 |
| Free Throws | 8 | vs. Coastal Carolina | 12/18/18 |
| Free Throw Attempts | 10 | vs. Coastal Carolina | 12/18/18 |

| Opponent | Start | Min. | FG-A | 3PT-A | FT-A | O-D-T | PF | Ast. | TO | Blk. | St. | Pts. |
|----------------------|-------|------|------|-------|------|-------|----|------|----|------|-----|------|
| GRAMBLING STATE | * | 22 | 6-8 | 0-1 | 3-3 | 4-0-4 | 5 | 0 | 4 | 0 | 0 | 15 |
| NICHOLLS STATE | * | 27 | 4-9 | 0-1 | 0-0 | 2-2-4 | 2 | 4 | 3 | 0 | 5 | 8 |
| at New Mexico | * | 32 | 3-7 | 0-0 | 4-4 | 2-4-6 | 2 | 1 | 1 | 0 | 1 | 10 |
| at Iowa State | * | 34 | 3-7 | 0-1 | 1-2 | 0-1-1 | 2 | 0 | 2 | 1 | 0 | 7 |
| LOUISIANA-LAFAYETTE | * | 24 | 4-8 | 0-1 | 1-1 | 0-2-2 | 4 | 1 | 3 | 0 | 2 | 9 |
| at Xavier (La.) | * | 24 | 0-1 | 0-0 | 4-6 | 1-1-2 | 3 | 1 | 1 | 0 | 1 | 4 |
| OKLAHOMA | * | 26 | 6-11 | 0-0 | 2-3 | 2-1-3 | 4 | 1 | 2 | 1 | 3 | 14 |
| at St. Joseph's | * | 27 | 5-6 | 0-0 | 4-4 | 1-3-4 | 0 | 2 | 2 | 0 | 1 | 14 |
| SAMFORD | * | 20 | 3-8 | 0-0 | 3-4 | 1-1-2 | 1 | 2 | 3 | 1 | 2 | 9 |
| vs. Coastal Carolina | * | 25 | 3-8 | 0-0 | 8-10 | 2-4-6 | 3 | 1 | 3 | 0 | 2 | 14 |
| vs. North Carolina | * | 30 | 9-12 | 0-0 | 0-0 | 4-2-6 | 2 | 0 | 4 | 1 | 4 | 18 |
| at Elon | * | 26 | 7-10 | 0-0 | 3-3 | 5-2-7 | 2 | 2 | 1 | 0 | 2 | 17 |
| ALABAMA STATE | * | 24 | 3-4 | 0-0 | 6-8 | 2-2-4 | 1 | 2 | 1 | 0 | 3 | 12 |
| TENNESSEE | * | 31 | 6-10 | 0-0 | 4-6 | 3-2-5 | 4 | 2 | 2 | 0 | 1 | 16 |
| at Florida | * | 33 | 3-8 | 0-0 | 3-4 | 1-6-7 | 4 | 0 | 3 | 0 | 0 | 9 |
| at Alabama | | | | | | | | | | | | |
| MISSISSIPPI STATE | | | | | | | | | | | | |
| at Vanderbilt | | | | | | | | | | | | |
| TEXAS A&M | | | | | | | | | | | | |
| at Missouri | | | | | | | | | | | | |
| at Ole Miss | | | | | | | | | | | | |
| GEORGIA | | | | | | | | | | | | |
| KENTUCKY | | | | | | | | | | | | |
| at Arkansas | | | | | | | | | | | | |
| at Tennessee | | | | | | | | | | | | |
| ALABAMA | | | | | | | | | | | | |
| MISSOURI | | | | | | | | | | | | |
| SOUTH CAROLINA | | | | | | | | | | | | |
| at LSU | | | | | | | | | | | | |

CAREER HIGHS (incl. 2 years @ Duke)

| | | | |
|---------------------|----|-----------------------------|----------|
| Points | 18 | vs. North Carolina | 12/20/18 |
| Rebounds | 7 | at Elon | 12/22/18 |
| Assists | 4 | 2x; last vs. Nicholls State | 11/9/18 |
| Blocks | 1 | 3x; last vs. Samford | 12/16/18 |
| Steals | 5 | vs. Nicholls State | 11/9/18 |
| Field Goals | 9 | vs. North Carolina | 12/20/18 |
| Field Goal Attempts | 12 | vs. North Carolina | 12/20/18 |
| 3-Point Field Goals | | | |
| 3-Point FG Attempts | 1 | 4x; last vs. UL-Lafayette | 11/25/18 |
| Free Throws | 8 | vs. Coastal Carolina | 12/18/18 |
| Free Throw Attempts | 10 | vs. Coastal Carolina | 12/18/18 |

PRIMM'S CAREER STATISTICS (at Auburn)

| Season | gp | pts | Total | | 3Point | | FT | | | Rebounds | | | | | PF | | St | | Blk | | Stl | | Scoring | |
|---------|-------|-----|-------|--------|--------|-----|------|-------|------|----------|-----|-----|-----|----|----|----|----|----|-----|-----|------|--|---------|--|
| | | | fg | fg% | fg | fg% | at | pt | at | def | tot | avg | at | to | at | to | at | to | pts | avg | | | | |
| 2018-19 | 14-14 | 37 | 26.4 | 62-108 | .583 | 0-4 | 0.00 | 43-64 | .796 | 28 | 27 | 56 | 4.0 | 35 | 1 | 19 | 32 | 4 | 27 | 167 | 11.9 | | | |
| TOTAL | 14-14 | 37 | 26.4 | 62-108 | .583 | 0-4 | 0.00 | 43-64 | .796 | 28 | 27 | 56 | 4.0 | 35 | 1 | 19 | 32 | 4 | 27 | 167 | 11.9 | | | |



Erin HOWARD

#24

Freshman • Guard/Forward • 6-1

Madison, Wis.

Madison East HS

- Made first collegiate start vs. Tennessee (1/3); scored career-high 11 points in 33 minutes
- Career-high 7 rebounds; hit record-setting 14th Auburn 3-pointer in win at Elon (12/22)
- Had steal-and-score at end of 1st half vs. Oklahoma to give Auburn 14-point halftime lead; finished with 4 points, 4 rebounds, 3 assists (12/2)
- Hit first two career 3-pointers, including buzzer-beater at end of 3rd quarter, in win over New Mexico (11/11); finished with 8 points
- Played 11 minutes in first collegiate game vs. Grambling; finished with 2 points, 3 rebounds, 2 steals (11/6)
- Ranked as No. 21 forward nationally by ESPN HoopGurlz
- Named to USA Today All-Wisconsin First Team
- Averaged 17.4 points, 11.1 rebounds, 3.9 assists as high school senior
- First Auburn women's basketball player from state of Wisconsin

SEASON HIGHS

| | | | |
|---------------------|----|----------------------------|----------|
| Points | 11 | vs. Tennessee | 1/3/19 |
| Rebounds | 7 | 2x; last vs. Alabama State | 12/29/18 |
| Assists | 3 | 2x; last at Elon | 12/22/18 |
| Blocks | 2 | 2x; last vs. Alabama State | 12/29/18 |
| Steals | 2 | 4x; last vs. Alabama State | 12/29/18 |
| Field Goals | 4 | vs. Tennessee | 1/3/19 |
| Field Goal Attempts | 13 | vs. Alabama State | 12/29/18 |
| 3-Point Field Goals | 3 | vs. Tennessee | 1/3/19 |
| 3-Point FG Attempts | 9 | vs. Alabama State | 12/29/18 |
| Free Throws | 2 | at New Mexico | 11/11/18 |
| Free Throw Attempts | 2 | at New Mexico | 11/11/18 |

| Opponent | Start | Min. | FG-A | 3PT-A | FT-A | O-D-T | PF | Ast. | TO | Blk. | St. | Pts. |
|----------------------|-------|------|------|-------|------|---------|----|------|----|------|-----|------|
| GRAMBLING STATE | | 11 | 1-4 | 0-2 | 0-0 | 2-1-3 | 1 | 1 | 0 | 0 | 2 | 2 |
| NICHOLLS STATE | | 11 | 0-2 | 0-2 | 0-0 | 0-2-2 | 1 | 0 | 0 | 1 | 2 | 0 |
| at New Mexico | | 20 | 2-4 | 2-3 | 2-2 | 0-1-1 | 2 | 1 | 1 | 1 | 0 | 8 |
| at Iowa State | | 8 | 0-1 | 0-1 | 0-0 | 0-0-0 | 2 | 1 | 1 | 0 | 0 | 0 |
| LOUISIANA-LAFAYETTE | | | | | | --DNP-- | | | | | | |
| at Xavier (La.) | | 12 | 2-6 | 1-5 | 0-0 | 0-0-0 | 2 | 1 | 1 | 1 | 0 | 5 |
| OKLAHOMA | | 11 | 2-4 | 0-1 | 0-0 | 2-2-4 | 1 | 3 | 0 | 0 | 1 | 4 |
| at St. Joseph's | | 10 | 0-1 | 0-0 | 0-0 | 0-0-0 | 1 | 0 | 1 | 0 | 0 | 0 |
| SAMFORD | | 12 | 0-3 | 0-2 | 0-0 | 0-0-0 | 0 | 1 | 1 | 1 | 0 | 0 |
| vs. Coastal Carolina | | 14 | 2-4 | 0-2 | 0-0 | 1-3-4 | 2 | 0 | 0 | 0 | 0 | 4 |
| vs. North Carolina | | 14 | 1-2 | 1-2 | 0-0 | 0-1-1 | 0 | 0 | 0 | 0 | 2 | 3 |
| at Elon | | 18 | 2-5 | 2-4 | 0-0 | 2-5-7 | 2 | 3 | 1 | 2 | 0 | 6 |
| ALABAMA STATE | | 29 | 2-13 | 1-9 | 0-0 | 2-5-7 | 3 | 2 | 1 | 2 | 2 | 5 |
| TENNESSEE | * | 33 | 4-8 | 3-7 | 0-0 | 3-1-4 | 3 | 0 | 0 | 0 | 1 | 11 |
| at Florida | * | 31 | 1-3 | 1-3 | 0-0 | 0-5-5 | 1 | 2 | 0 | 1 | 0 | 3 |
| at Alabama | | | | | | | | | | | | |
| MISSISSIPPI STATE | | | | | | | | | | | | |
| at Vanderbilt | | | | | | | | | | | | |
| TEXAS A&M | | | | | | | | | | | | |
| at Missouri | | | | | | | | | | | | |
| at Ole Miss | | | | | | | | | | | | |
| GEORGIA | | | | | | | | | | | | |
| KENTUCKY | | | | | | | | | | | | |
| at Arkansas | | | | | | | | | | | | |
| at Tennessee | | | | | | | | | | | | |
| ALABAMA | | | | | | | | | | | | |
| MISSOURI | | | | | | | | | | | | |
| SOUTH CAROLINA | | | | | | | | | | | | |
| at LSU | | | | | | | | | | | | |

HOWARD'S CAREER STATISTICS

| Season | gp | pts | Total | | 3Point | | F-Throws | | Rebounds | | | | | Scoring | | | | | | |
|---------|------|----------|-------|------|--------|------|----------|-------|----------|-----|-----|-----|----|---------|-----|-----|-----|----|----|-----|
| | | | fg | pts | fg | pts | at | pts | off | def | tot | avg | pf | ft | act | pts | avg | | | |
| 2018-19 | 13-1 | 218/16.2 | 11-57 | .316 | 10-40 | .250 | 2-2 | 1.000 | 12 | 21 | 33 | 2.5 | 20 | 0 | 13 | 7 | 11 | 10 | 48 | 3.7 |
| TOTAL | 13-1 | 218/16.2 | 11-57 | .316 | 10-40 | .250 | 2-2 | 1.000 | 12 | 21 | 33 | 2.5 | 20 | 0 | 13 | 7 | 11 | 10 | 48 | 3.7 |



Janiah McKAY

#33

Senior • Guard • 5-6

Gainesville, Fla.

Gainesville HS

• 2018 Preseason All-SEC Second Team

- 16 points, 6 rebounds, 6 assist, 3 steals at Florida in front of hometown fans for the last time (1/6)
- Three straight 20-point games: 21 at St. Joseph's, 20 vs. Samford, 21 vs. Coastal Carolina; Auburn's leading scorer in each game
- Season-high 21 points along with 4 steals and 4 assists at St. Joseph's; was 7-of-8 at FT line in 4th quarter to clinch win (12/6)
- Named to Preseason WNIT All-Tournament Team; averaged 15.6 points, 5.3 assists in the tournament
- Recorded second career double-double with 16 points, 10 assists in season-opener vs. Grambling (11/6)
- Led Auburn with 16.6 points, 4.4 assists per game as a junior; also Auburn's leading free throw shooter at 82.8% (130-157)
- Scored 25+ points in three straight games in '18 (TAMU, SC, Arkansas), first Auburn player since DeWanna Bonner (2009) to accomplish that feat
- Matched career-high with 29 points along with 5 assists and 5 steals in win over Louisiana Tech (11/19); also had 29 vs. UT and Alabama in 2016-17

SEASON HIGHS

| | | | |
|---------------------|----|-----------------------------|----------|
| Points | 21 | 3x; last vs. North Carolina | 12/20/18 |
| Rebounds | 5 | 2x; last at Iowa State | 11/13/18 |
| Assists | 10 | vs. Grambling | 11/6/18 |
| Blocks | 2 | vs. Grambling | 11/6/18 |
| Steals | 4 | 3x; last vs. North Carolina | 12/20/18 |
| Field Goals | 7 | vs. Coastal Carolina | 12/18/18 |
| Field Goal Attempts | 18 | vs. North Carolina | 12/20/18 |
| 3-Point Field Goals | 3 | at Iowa State | 11/13/18 |
| 3-Point FG Attempts | 5 | at Iowa State | 11/13/18 |
| Free Throws | 10 | vs. North Carolina | 12/20/18 |
| Free Throw Attempts | 13 | vs. North Carolina | 12/20/18 |

| Opponent | Start | Min. | FG-A | 3PT-A | FT-A | O-D-T | PF | Ast. | TO | Blk. | St. | Pts. |
|----------------------|-------|------|------|-------|-------|-------|----|------|----|------|-----|------|
| GRAMBLING STATE | * | 28 | 6-8 | 2-2 | 2-2 | 0-2-2 | 3 | 10 | 1 | 2 | 3 | 16 |
| NICHOLLS STATE | * | 31 | 5-12 | 0-2 | 4-4 | 0-3-3 | 4 | 7 | 2 | 0 | 3 | 14 |
| at New Mexico | * | 39 | 6-12 | 1-1 | 6-8 | 1-4-5 | 2 | 6 | 2 | 0 | 3 | 19 |
| at Iowa State | * | 36 | 5-14 | 3-5 | 1-2 | 0-5-5 | 4 | 3 | 4 | 0 | 1 | 14 |
| LOUISIANA-LAFAYETTE | * | 34 | 4-10 | 1-3 | 4-4 | 1-1-2 | 3 | 6 | 5 | 0 | 3 | 13 |
| at Xavier (La.) | * | 27 | 4-7 | 0-2 | 1-3 | 0-0-0 | 0 | 7 | 4 | 0 | 2 | 9 |
| OKLAHOMA | * | 29 | 3-11 | 0-2 | 0-0 | 1-0-1 | 4 | 1 | 1 | 0 | 1 | 6 |
| at St. Joseph's | * | 28 | 6-10 | 0-2 | 9-10 | 0-1-1 | 1 | 4 | 4 | 0 | 4 | 21 |
| SAMFORD | * | 26 | 6-12 | 1-2 | 7-8 | 1-3-4 | 0 | 4 | 2 | 0 | 4 | 20 |
| vs. Coastal Carolina | * | 33 | 7-13 | 0-4 | 7-9 | 0-2-2 | 1 | 4 | 5 | 0 | 1 | 21 |
| vs. North Carolina | * | 37 | 5-18 | 1-4 | 10-13 | 1-3-4 | 3 | 4 | 2 | 0 | 4 | 21 |
| at Elon | * | 24 | 6-8 | 1-2 | 0-0 | 1-2-3 | 1 | 4 | 1 | 0 | 1 | 13 |
| ALABAMA STATE | * | 18 | 0-6 | 0-0 | 7-7 | 0-1-1 | 2 | 3 | 0 | 0 | 2 | 7 |
| TENNESSEE | * | 30 | 2-11 | 1-3 | 5-6 | 1-0-1 | 2 | 2 | 3 | 0 | 2 | 10 |
| at Florida | * | 30 | 6-11 | 0-1 | 4-5 | 1-5-6 | 2 | 6 | 3 | 0 | 3 | 16 |
| at Alabama | | | | | | | | | | | | |
| MISSISSIPPI STATE | | | | | | | | | | | | |
| at Vanderbilt | | | | | | | | | | | | |
| TEXAS A&M | | | | | | | | | | | | |
| at Missouri | | | | | | | | | | | | |
| at Ole Miss | | | | | | | | | | | | |
| GEORGIA | | | | | | | | | | | | |
| KENTUCKY | | | | | | | | | | | | |
| at Arkansas | | | | | | | | | | | | |
| at Tennessee | | | | | | | | | | | | |
| ALABAMA | | | | | | | | | | | | |
| MISSOURI | | | | | | | | | | | | |
| SOUTH CAROLINA | | | | | | | | | | | | |
| at LSU | | | | | | | | | | | | |

CAREER HIGHS

| | | | |
|---------------------|----|-------------------------------|----------|
| Points | 29 | 3x; last vs. Louisiana Tech | 11/19/17 |
| Rebounds | 8 | vs. North Carolina A&T | 11/16/17 |
| Assists | 13 | vs. Ole Miss | 1/8/17 |
| Blocks | 2 | vs. Grambling | 11/6/18 |
| Steals | 6 | 2x; last vs. Xavier (La.) | 12/28/17 |
| Field Goals | 11 | 4x; last at Mississippi State | 2/22/18 |
| Field Goal Attempts | 25 | vs. Alabama | 2/20/17 |
| 3-Point Field Goals | 5 | at Towson | 12/20/15 |
| 3-Point FG Attempts | 9 | at Towson | 12/20/15 |
| Free Throws | 12 | vs. Arkansas | 1/14/18 |
| Free Throw Attempts | 14 | 2x; last vs. Arkansas | 1/14/18 |

McKAY'S CAREER STATISTICS

| Season | gp | pts | Total | | 3-Point | | F-Throws | | Rebounds | | | | | Scoring | | | | | | | |
|---------|--------|------|-------|----------|---------|--------|----------|---------|----------|-----|-----|-----|-----|---------|-----|-----|-----|-----|-----|------|------|
| | | | fg | pts | fg | pts | at | pts | off | def | tot | avg | pf | ft | act | ts | blk | stl | pts | avg | |
| 2015-16 | 33-19 | 834 | 27.1 | 184-285 | 365 | 28-180 | 280 | 69-101 | 683 | 17 | 48 | 65 | 2.0 | 72 | 1 | 76 | 119 | 4 | 43 | 365 | 9.2 |
| 2016-17 | 32-32 | 906 | 28.3 | 145-397 | 365 | 14-63 | 222 | 110-146 | 749 | 11 | 58 | 61 | 1.9 | 63 | 1 | 109 | 73 | 8 | 43 | 414 | 12.9 |
| 2017-18 | 29-28 | 926 | 32.3 | 168-419 | 401 | 14-57 | 246 | 130-157 | 828 | 14 | 87 | 101 | 3.5 | 62 | 2 | 129 | 96 | 1 | 68 | 480 | 16.6 |
| 2018-19 | 14-14 | 421 | 30.1 | 65-152 | 428 | 11-34 | 324 | 63-76 | 829 | 7 | 27 | 34 | 2.4 | 30 | 0 | 65 | 36 | 2 | 34 | 284 | 14.6 |
| TOTAL | 108-93 | 3157 | 29.2 | 482-1253 | 385 | 67-254 | 264 | 372-482 | 772 | 49 | 212 | 261 | 2.4 | 227 | 4 | 379 | 324 | 7 | 188 | 1483 | 13.0 |



Natalie KELLY

#35

Freshman • Forward • 6-3

Albany, La.

Albany HS

- Played 3 minutes in collegiate debut vs. Grambling; had 1 points, 1 rebound (11/6)
- Ranked as No. 38 post player in nation, according to ESPN HoopGurlz
- Averaged 17.1 points, 12.1 rebounds, 3.3 steals as high school senior
- Set school record for single-season rebounds with 379 as a junior

SEASON/CAREER HIGHS

| | | | |
|---------------------|---|----------------------------|----------|
| Points | 2 | vs. UL-Lafayette | 11/25/18 |
| Rebounds | 3 | 2x; last vs. Alabama State | 12/29/18 |
| Assists | | | |
| Blocks | 1 | 2x; last vs. Alabama State | 12/29/18 |
| Steals | 1 | at XULA | 11/28/18 |
| Field Goals | 1 | vs. UL-Lafayette | 11/25/18 |
| Field Goal Attempts | 2 | vs. UL-Lafayette | 11/25/18 |
| 3-Point Field Goals | | | |
| 3-Point FG Attempts | | | |
| Free Throws | 1 | 3x; last vs. Alabama State | 12/29/18 |
| Free Throw Attempts | 2 | 4x; last vs. Alabama State | 12/29/18 |

| Opponent | Start | Min. | FG-A | 3PT-A | FT-A | O-D-T | PF | Ast. | TO | Blk. | St. | Pts. |
|----------------------|-------|------|------|-------|-------|---------|----|------|----|------|-----|------|
| GRAMBLING STATE | | 3 | 0-0 | 0-0 | 1-2 | 1-0-1 | 0 | 0 | 3 | 0 | 0 | 1 |
| NICHOLLS STATE | | | | | | --DNP-- | | | | | | |
| at New Mexico | | | | | | --DNP-- | | | | | | |
| at Iowa State | | | | | | --DNP-- | | | | | | |
| LOUISIANA-LAFAYETTE | 4 | 1-2 | 0-0 | 0-0 | 0-2 | 0-0-0 | 0 | 0 | 0 | 1 | 0 | 2 |
| at Xavier (La.) | 7 | 0-1 | 0-0 | 0-0 | 1-2 | 0-0-0 | 1 | 0 | 1 | 0 | 1 | 1 |
| OKLAHOMA | 1 | 0-0 | 0-0 | 0-0 | 0-0 | 0-0-0 | 0 | 0 | 0 | 0 | 0 | 0 |
| at St. Joseph's | 1 | 0-0 | 0-0 | 0-0 | 0-0 | 0-0-0 | 0 | 0 | 0 | 0 | 0 | 0 |
| SAMFORD | 10 | 0-1 | 0-0 | 0-0 | 1-2-3 | 1-2-3 | 1 | 0 | 1 | 0 | 0 | 0 |
| vs. Coastal Carolina | 8 | 0-0 | 0-0 | 0-0 | 0-1-1 | 0-1-1 | 0 | 0 | 2 | 0 | 0 | 0 |
| vs. North Carolina | | | | | | --DNP-- | | | | | | |
| at Elon | 3 | 0-0 | 0-0 | 0-0 | 0-0-0 | 0-0-0 | 0 | 0 | 0 | 0 | 0 | 0 |
| ALABAMA STATE | 8 | 0-0 | 0-0 | 1-2 | 3-0-3 | 1-0-1 | 1 | 0 | 1 | 1 | 0 | 1 |
| TENNESSEE | | | | | | --DNP-- | | | | | | |
| at Florida | | | | | | --DNP-- | | | | | | |
| at Alabama | | | | | | | | | | | | |
| MISSISSIPPI STATE | | | | | | | | | | | | |
| at Vanderbilt | | | | | | | | | | | | |
| TEXAS A&M | | | | | | | | | | | | |
| at Missouri | | | | | | | | | | | | |
| at Ole Miss | | | | | | | | | | | | |
| GEORGIA | | | | | | | | | | | | |
| KENTUCKY | | | | | | | | | | | | |
| at Arkansas | | | | | | | | | | | | |
| at Tennessee | | | | | | | | | | | | |
| ALABAMA | | | | | | | | | | | | |
| MISSOURI | | | | | | | | | | | | |
| SOUTH CAROLINA | | | | | | | | | | | | |
| at LSU | | | | | | | | | | | | |

KELLY'S CAREER STATISTICS

| Season | G | MP | Total | | 3-Point | | Free Throws | | Rebounds | | | | PF | TO | Stk | Blk | Stl | Scoring | | |
|---------|---|----|-------|-----|---------|------|-------------|-----|----------|-----|-----|-----|----|----|-----|-----|-----|---------|-----|-----|
| | | | FG | FTA | 3FG | 3FTA | FT | FTA | off | def | tot | avg | | | | | | pts | avg | |
| 2018-19 | 9 | 11 | 1-4 | 250 | 0-0 | 000 | 3-8 | 375 | 6 | 3 | 9 | 1.0 | 3 | 0 | 0 | 0 | 2 | 1 | 5 | 0.6 |
| TOTAL | 9 | 11 | 1-4 | 250 | 0-0 | 000 | 3-8 | 375 | 6 | 3 | 9 | 1.0 | 3 | 0 | 0 | 0 | 2 | 1 | 5 | 0.6 |

Game 1: Nov. 6, 2018 Auburn 97, Grambling 48

Auburn Arena Auburn, Ala.

Official Basketball Box Score -- Game Totals -- Final Statistics
Grambling State vs Auburn
11/06/18 5:30 pm at Auburn Arena -- Auburn, Ala.

Grambling State 48 • 0-1

| # | Player | Total | | | 3-Ptr | | | Rebounds | | | PF | TP | A | T | Bk | Stl | Min |
|--------|-------------------|-------|-----|----|-------|----|-----|----------|-----|-----|----|----|---|----|----|-----|-----|
| | | FG | FGA | FT | FTA | FG | FGA | FT | FTA | Off | | | | | | | |
| 17 | CONNALLY-BANKS, M | 1 | 5 | 0 | 0 | 0 | 0 | 1 | 1 | 2 | 3 | 2 | 1 | 0 | 0 | 2 | 17 |
| 02 | HILL, Sha'kyia | 1 | 5 | 0 | 0 | 0 | 0 | 2 | 4 | 6 | 3 | 18 | 5 | 4 | 0 | 3 | 34 |
| 11 | WILLIAMS, Ariel | 1 | 2 | 1 | 2 | 0 | 0 | 0 | 2 | 3 | 5 | 0 | 4 | 0 | 1 | 20 | |
| 22 | COLEMAN, Justice | 1 | 2 | 1 | 0 | 0 | 0 | 1 | 1 | 2 | 3 | 4 | 0 | 0 | 0 | 1 | 29 |
| 23 | VANCEY, Mylshia | 1 | 5 | 0 | 0 | 0 | 0 | 2 | 2 | 2 | 2 | 4 | 1 | 2 | 0 | 0 | 22 |
| 03 | FORTE, Jasmine | 1 | 5 | 0 | 0 | 0 | 0 | 1 | 1 | 1 | 1 | 1 | 1 | 0 | 0 | 0 | 17 |
| 03 | PARSONS, Takerria | 1 | 5 | 0 | 0 | 0 | 0 | 1 | 1 | 1 | 1 | 1 | 1 | 0 | 0 | 0 | 8 |
| 05 | BODY, Markisha | 1 | 4 | 1 | 3 | 2 | 2 | 2 | 2 | 0 | 0 | 5 | 0 | 0 | 0 | 0 | 10 |
| 15 | PARAMORE, Candice | 1 | 2 | 0 | 1 | 0 | 0 | 1 | 2 | 3 | 0 | 0 | 1 | 2 | 0 | 1 | 7 |
| 21 | LONDONO, Catriyn | 1 | 5 | 0 | 0 | 0 | 0 | 0 | 0 | 0 | 1 | 2 | 0 | 4 | 0 | 1 | 21 |
| 32 | HENDERSON, Hannah | 1 | 1 | 1 | 1 | 2 | 2 | 0 | 1 | 1 | 3 | 5 | 0 | 0 | 1 | 0 | 15 |
| Totals | | 15 | 58 | 3 | 15 | 15 | 20 | 13 | 13 | 26 | 20 | 48 | 9 | 30 | 0 | 10 | 200 |

| | | | | | | | | | | | | | | | | |
|-----------|------|-------|-------|------|-------|--------|-----|-------|-------|-----|-------|----------|------|-------|----------|-----|
| 1st FG %: | 0.13 | 48.2% | 2nd: | 0.00 | 00.0% | 3rd: | 4.0 | 33.3% | 4th: | 3.0 | 23.1% | Game: | 15.0 | 25.0% | Deadball | |
| 3FG %: | 0.4 | 50.0% | FT %: | 0.0 | 0.0% | Reb %: | 6.7 | 60.0% | PF %: | 1.5 | 25.0% | Rebounds | 3.5 | 25.0% | Rebounds | 2.1 |
| FT %: | 0.3 | 50.0% | | | | | | | | | | | | | | |

Auburn 97 • 1-0

| # | Player | Total | | | 3-Ptr | | | Rebounds | | | PF | TP | A | T | Bk | Stl | Min |
|--------|------------------|-------|-----|----|-------|----|-----|----------|-----|-----|----|----|----|----|----|-----|-----|
| | | FG | FGA | FT | FTA | FG | FGA | FT | FTA | Off | | | | | | | |
| 20 | Unique Thompson | 1 | 5 | 0 | 0 | 4 | 6 | 3 | 10 | 13 | 4 | 14 | 1 | 2 | 2 | 1 | 27 |
| 00 | Daisa Alexander | 1 | 6 | 1 | 6 | 0 | 0 | 2 | 6 | 8 | 1 | 13 | 3 | 3 | 0 | 0 | 35 |
| 05 | Emari Jones | 1 | 5 | 1 | 3 | 0 | 0 | 3 | 5 | 8 | 1 | 13 | 3 | 0 | 0 | 2 | 28 |
| 23 | Crystal Primm | 1 | 6 | 1 | 3 | 0 | 0 | 4 | 4 | 5 | 4 | 0 | 4 | 0 | 0 | 0 | 22 |
| 33 | Janiah McKay | 1 | 6 | 2 | 2 | 2 | 2 | 3 | 16 | 10 | 1 | 2 | 3 | 2 | 0 | 0 | 28 |
| 01 | Robyn Benton | 1 | 6 | 1 | 2 | 0 | 1 | 0 | 1 | 16 | 3 | 1 | 1 | 3 | 0 | 0 | 24 |
| 04 | Abigayle Jackson | 1 | 2 | 0 | 0 | 0 | 0 | 2 | 2 | 4 | 1 | 1 | 0 | 1 | 0 | 10 | |
| 10 | Kiyae' White | 1 | 2 | 0 | 0 | 0 | 0 | 1 | 3 | 2 | 1 | 0 | 0 | 0 | 0 | 12 | |
| 24 | Erin Howard | 1 | 4 | 0 | 0 | 0 | 0 | 2 | 3 | 1 | 2 | 1 | 0 | 0 | 0 | 11 | |
| 35 | Natalie Kelly | 1 | 2 | 0 | 0 | 0 | 0 | 1 | 1 | 0 | 0 | 0 | 0 | 0 | 0 | 3 | |
| Totals | | 38 | 71 | 9 | 28 | 12 | 17 | 20 | 43 | 53 | 18 | 97 | 24 | 18 | 6 | 11 | 200 |

| | | | | | | | | | | | | | | | | |
|-----------|------|-------|-------|-----|-------|--------|------|-------|-------|------|-------|----------|------|-------|----------|---|
| 1st FG %: | 0.19 | 47.4% | 2nd: | 7.1 | 53.8% | 3rd: | 10.0 | 55.6% | 4th: | 12.2 | 57.1% | Game: | 38.7 | 53.3% | Deadball | |
| 3FG %: | 0.7 | 28.6% | FT %: | 0.4 | 50.0% | Reb %: | 3.4 | 75.0% | PF %: | 6.5 | 66.7% | Rebounds | 12.7 | 70.6% | Rebounds | 4 |

Officials: Mark Zentz, Billy Smith, Carmen Portomoral
Technical fouls: Grambling State-None; Auburn-None.
Attendance: 1657

| Score by periods | 1st | 2nd | 3rd | 4th | Total |
|------------------|-----|-----|-----|-----|-------|
| Grambling State | 15 | 5 | 16 | 12 | 48 |
| Auburn | 26 | 18 | 24 | 29 | 97 |

Last FG - GRAMWBS 4th-00:35, AU 4th-00:09.
Largest lead - GRAMWBS by 4 1st-08:38, AU by 49 4th-00:09.
GRAMWBS led for 02:56, AU led for 36:47. Game was tied for 00:17.

AUBURN --Janiah McKay and Unique Thompson both recorded double-doubles as the Auburn women's basketball team posted its highest scoring output of the Terri Williams-Flournoy era with a 97-48 victory over Grambling State Tuesday at Auburn Arena.

Led by 16 points from McKay and freshman Robyn Benton, Auburn (1-0) had six players in double figures, the first time for the Tigers to hit that mark since the 2008-09 season.

Along with the 16 points from McKay and Benton, the Tigers got 15 points from redshirt junior Crystal Primm in her Auburn debut, 14 points from Thompson, and 13 each from Daisa Alexander and Emari Jones.

Thompson posted her eighth career double-double with a team-high 13 rebounds to go with her 14 points. And McKay recorded the second double-double of her career, notching 10 assists to go with her 16 points. It was the first time for Auburn to have two players with a double-double in the same game since the 2015-16 season when Tra'Ce'e Tanner and Brandy Montgomery pulled off the feat.

Auburn shot 53.5 percent from the field, scored 97 points and had 53 rebounds - all higher totals than in any game last season. The Tigers' 97 points were the most of the Coach Flo era and the highest output since scoring 119 against Sam Houston State in 2008 - also the last time the Tigers had at least six players in double-figures.

Every player that dressed for Auburn scored. Sophomore Abigayle Jackson had four points along with five rebounds, and freshmen Kiyae' White (3 points, 4 rebounds), Erin Howard (2 points, 3 rebounds) and Natalie Kelly (1 point, 1 rebound) found the stat sheet in their Auburn debuts.

After Grambling scored the first four points of the game and took a 6-3 lead, Auburn went on a 16-1 run over the next four-plus minutes to take a 19-9 lead. Grambling would get no closer than 9 points the rest of the way. Auburn ended the first half on a 12-0 run to take a 44-20 lead by the break.

Game 2: Nov. 9, 2018 Auburn 80, Nicholls State 59

Auburn Arena Auburn, Ala.

Preseason WNIT - Round 1

Official Basketball Box Score -- Game Totals -- Final Statistics
Nicholls vs Auburn
11/09/18 6:00 pm at Auburn Arena -- Auburn, Ala.

Nicholls 59 • 0-2

| # | Player | Total | | | 3-Ptr | | | Rebounds | | | PF | TP | A | T | Bk | Stl | Min |
|--------|---------------------|-------|-----|----|-------|----|-----|----------|-----|-----|----|----|----|----|----|-----|-----|
| | | FG | FGA | FT | FTA | FG | FGA | FT | FTA | Off | | | | | | | |
| 33 | Washington, Brynna | 1 | 0 | 2 | 0 | 0 | 0 | 1 | 4 | 5 | 2 | 0 | 0 | 1 | 0 | 0 | 28 |
| 05 | Hamilton, Airl | 1 | 5 | 1 | 2 | 2 | 2 | 0 | 4 | 4 | 2 | 7 | 5 | 2 | 0 | 1 | 33 |
| 13 | Heinemann, Kinzie | 1 | 6 | 3 | 5 | 0 | 0 | 1 | 1 | 9 | 2 | 3 | 0 | 0 | 0 | 0 | 29 |
| 20 | Barros, Cassidy | 1 | 2 | 1 | 2 | 0 | 0 | 6 | 8 | 11 | 2 | 20 | 4 | 5 | 0 | 2 | 40 |
| 32 | Collins, Destiny | 1 | 5 | 1 | 2 | 7 | 1 | 1 | 1 | 13 | 2 | 6 | 0 | 0 | 0 | 0 | 27 |
| 01 | Wilson, Bree | 0 | 2 | 0 | 2 | 0 | 0 | 1 | 1 | 0 | 0 | 1 | 0 | 0 | 0 | 0 | 7 |
| 11 | Mann, Adrian | 1 | 4 | 1 | 5 | 1 | 4 | 1 | 2 | 0 | 0 | 1 | 4 | 2 | 4 | 0 | 16 |
| 15 | Bowie, Lauryn | 3 | 4 | 0 | 0 | 0 | 0 | 0 | 0 | 0 | 0 | 4 | 6 | 0 | 0 | 0 | 10 |
| 22 | Johnson, Loan-Anh | 0 | 1 | 0 | 0 | 0 | 0 | 0 | 0 | 0 | 0 | 0 | 0 | 0 | 0 | 0 | 5 |
| 25 | Ezechukwu, Chrystal | 0 | 1 | 0 | 0 | 0 | 0 | 0 | 1 | 0 | 0 | 0 | 0 | 0 | 0 | 0 | 1 |
| Totals | | 20 | 53 | 9 | 24 | 10 | 11 | 6 | 22 | 28 | 14 | 59 | 16 | 24 | 0 | 7 | 200 |

| | | | | | | | | | | | | | | | | |
|-----------|------|-------|-------|------|-------|--------|------|-------|-------|------|-------|----------|-------|-------|----------|-----|
| 1st FG %: | 4.13 | 38.8% | 2nd: | 4.13 | 38.8% | 3rd: | 6.15 | 40.0% | 4th: | 6.12 | 50.0% | Game: | 20.53 | 37.7% | Deadball | |
| 3FG %: | 2.7 | 28.6% | FT %: | 0.0 | 0.0% | Reb %: | 5.6 | 83.3% | PF %: | 2.2 | 50.0% | Rebounds | 10.11 | 90.9% | Rebounds | 0.3 |

Auburn 80 • 2-0

| # | Player | Total | | | 3-Ptr | | | Rebounds | | | PF | TP | A | T | Bk | Stl | Min |
|--------|------------------|-------|-----|----|-------|----|-----|----------|-----|-----|----|----|----|----|----|-----|-----|
| | | FG | FGA | FT | FTA | FG | FGA | FT | FTA | Off | | | | | | | |
| 20 | Unique Thompson | 1 | 3 | 7 | 0 | 0 | 0 | 1 | 9 | 10 | 4 | 6 | 1 | 3 | 2 | 4 | 24 |
| 00 | Daisa Alexander | 1 | 7 | 12 | 2 | 5 | 4 | 5 | 3 | 2 | 5 | 0 | 20 | 1 | 1 | 0 | 31 |
| 05 | Emari Jones | 1 | 6 | 15 | 1 | 5 | 2 | 2 | 3 | 5 | 8 | 1 | 15 | 3 | 2 | 1 | 31 |
| 23 | Crystal Primm | 1 | 4 | 9 | 0 | 1 | 0 | 0 | 2 | 4 | 2 | 8 | 4 | 3 | 0 | 5 | 27 |
| 33 | Janiah McKay | 1 | 5 | 12 | 0 | 2 | 4 | 4 | 0 | 3 | 3 | 4 | 14 | 7 | 2 | 0 | 31 |
| 01 | Robyn Benton | 4 | 8 | 1 | 3 | 0 | 0 | 0 | 1 | 1 | 3 | 9 | 0 | 1 | 0 | 0 | 18 |
| 04 | Abigayle Jackson | 2 | 3 | 0 | 0 | 2 | 2 | 1 | 6 | 1 | 6 | 1 | 3 | 0 | 0 | 0 | 16 |
| 10 | Kiyae' White | 1 | 3 | 0 | 0 | 0 | 0 | 0 | 0 | 0 | 1 | 2 | 2 | 1 | 0 | 0 | 11 |
| 24 | Erin Howard | 0 | 2 | 0 | 2 | 0 | 0 | 0 | 2 | 2 | 1 | 0 | 0 | 0 | 1 | 2 | 11 |
| Totals | | 32 | 71 | 4 | 18 | 12 | 13 | 14 | 28 | 42 | 17 | 80 | 19 | 16 | 5 | 18 | 200 |

| | | | | | | | | | | | | | | | | |
|-----------|------|-------|-------|------|-------|--------|-------|-------|-------|------|-------|----------|-------|-------|----------|---|
| 1st FG %: | 6.17 | 41.3% | 2nd: | 7.13 | 53.8% | 3rd: | 11.09 | 57.9% | 4th: | 6.22 | 27.3% | Game: | 32.71 | 45.1% | Deadball | |
| 3FG %: | 2.7 | 28.6% | FT %: | 0.0 | 0.0% | Reb %: | 5.4 | 62.9% | PF %: | 2.4 | 50.0% | Rebounds | 12.13 | 92.3% | Rebounds | 3 |

Officials: Neerita Williams, David Jenkins, Simone Reid
Technical fouls: Nicholls-None; Auburn-None.
Attendance: 2316

| Score by periods | 1st | 2nd | 3rd | 4th | Total |
|------------------|-----|-----|-----|-----|-------|
| Nicholls | 10 | 16 | 17 | 16 | 59 |
| Auburn | 23 | 14 | 27 | 16 | 80 |

Last FG - NICH 4th-00:29, AU 4th-00:48.
Largest lead - NICH None, AU by 29 4th-00:21.
NICH led for 00:00, AU led for 29:45. Game was tied for 00:14.

AUBURN -- Auburn jumped out to a big early lead and had another strong offensive performance Friday night in an 80-59 win over Nicholls State in the first round of the Preseason Women's NIT.

It was Auburn's second-straight game scoring at least 80 points; the Tigers scored 80 or more just twice all last season. Despite a cold fourth quarter, Auburn shot 45.1% from the field and made 12-of-13 free throws.

Daisa Alexander led Auburn with 20 points while also racking up five rebounds and two steals. Emari Jones added 15 points and pulled down 8 rebounds for the second straight game along with three assists and two steals. Janiah McKay finished with 14 points and seven assists. And Unique Thompson scored six points and pulled down a game-high 10 rebounds to go along with four steals and two blocks while playing just 24 minutes.

Auburn jumped out to a 9-0 lead in the first two minutes and had another 9-0 run in the first quarter to take a 23-10 lead after 10 minutes. Nicholls took advantage of an Auburn cold stretch in the second to cut the lead to as few as seven points, but the Tigers took a 37-26 lead to the break.

The Tigers pulled away in the third quarter and increased their lead to as many as 29 in the fourth before a cold stretch late saw the final margin trimmed to 21.

The Tigers took full advantage of being several inches taller at most every position, out-rebounding the Colonels 42-28 and racking up five blocked shots. Auburn also had 18 steals in forcing 24 Nicholls turnovers, turning those into 29 points.

Nicholls' Cassidy Barros, the defending Southland Conference Player of the Year, shared the game lead in scoring with 20 points and pulled down 11 rebounds for her first double-double of the year.

Game 3: Nov. 11, 2018 Auburn 79, New Mexico 76

The Pit Albuquerque, N.M.

Preseason WNIT - Quarterfinal

Official Basketball Box Score -- Game Totals -- Final Statistics
Auburn vs New Mexico
11/11/18 2:00 pm at Albuquerque, N.M. - The Pit

Auburn 79 • 3-0

| # | Player | Total | | | 3-Ptr | | | Rebounds | | | PF | TP | A | T | Bk | Stl | Min |
|----|-----------------|-------|-----|----|-------|----|-----|----------|-----|-----|----|----|---|---|----|-----|-----|
| | | FG | FGA | FT | FTA | FG | FGA | FT | FTA | Off | | | | | | | |
| 20 | Unique Thompson | 1 | 7 | 13 | 0 | 5 | 7 | 8 | 11 | 19 | 1 | 19 | 0 | 4 | 1 | 1 | 35 |
| 00 | Daisa Alexander | 1 | 6 | 16 | 0 | 4 | 2 | 4 | 4 | 4 | 4 | 14 | 0 | 2 | 0 | 0 | 28 |

Game 4: Nov. 13, 2018
Iowa State 67, Auburn 64
Hilton Coliseum
Ames, Iowa
Preseason WNIT - Semifinal

Official Basketball Box Score -- Game Totals -- Final Statistics
Auburn vs Iowa State
11/13/18 6:35 p.m. at Hilton Coliseum - Ames, Iowa

| Auburn 64 • 3-1 | | Total | | 3-Ptr | | Rebounds | | PF | | TP | | A TO Bk Stl | | Min | | |
|-----------------|------------------|-------|-------|-------|-----|----------|-----|-----|-----|----|----|-------------|-----|-----|-----|-----|
| ## | Player | FG | FGA | FT | FTA | Off | Def | Off | Def | PF | TP | A | To | Bk | Stl | Min |
| 00 | Daisa Alexander | 2-5 | 0-3 | 0-0 | 0 | 2 | 2 | 4 | 4 | 1 | 2 | 0 | 2 | 2 | 22 | |
| 05 | Emari Jones | 4-9 | 4-8 | 3-4 | 3 | 4 | 7 | 4 | 15 | 3 | 2 | 0 | 1 | 39 | | |
| 20 | Unique Thompson | 4-7 | 11-11 | 0-0 | 5-9 | 4 | 10 | 3 | 19 | 2 | 2 | 2 | 1 | 36 | | |
| 23 | Crystal Primm | 3-7 | 0-1 | 1-2 | 0 | 1 | 2 | 0 | 7 | 2 | 1 | 0 | 0 | 34 | | |
| 33 | Janiah McKay | 5-14 | 3-5 | 1-2 | 0 | 5 | 5 | 4 | 14 | 3 | 0 | 4 | 1 | 36 | | |
| 01 | Robyn Benton | 1-6 | 1-5 | 0-0 | 0 | 0 | 1 | 3 | 0 | 2 | 0 | 0 | 1 | 19 | | |
| 04 | Abigaily Jackson | 1-3 | 0-1 | 0-0 | 0 | 1 | 2 | 0 | 0 | 0 | 0 | 0 | 0 | 4 | | |
| 10 | Kiyae White | 0-0 | 0-0 | 0-0 | 0 | 0 | 0 | 0 | 0 | 0 | 0 | 0 | 0 | 2 | | |
| 24 | Erin Howard | 1-1 | 0-1 | 0-0 | 0 | 0 | 2 | 0 | 1 | 1 | 0 | 0 | 0 | 8 | | |
| Team | | | | | | 2 | | 4 | | 1 | | 1 | | 1 | | |
| Totals | | 23-56 | 8-24 | 10-17 | 9 | 27 | 32 | 64 | 10 | 16 | 3 | 6 | 200 | | | |

1st FG %: 7.14 59.0% 2nd: 7.13 53.8% 3rd: 6.16 33.1% 4th: 6.16 33.1% Game: 23.56 41.5% Deadball
 3FG %: 1.4 25.0% 2.5 40.0% 1.7 14.3% 4.8 50.0% 8-24 33.3% Rebounds
 FT %: 6.0 66.7% 6.0 66.7% 4.8 50.0% 10-17 58.8% 5

Iowa State 67 • 3-0

| ## | Player | FG | FGA | FT | FTA | Off | Def | PF | TP | A | To | Bk | Stl | Min | |
|--------|-------------------|-------|------|-------|-----|-----|-----|----|----|----|----|----|-----|-----|--|
| 01 | Wise, Madison | 5-15 | 3-10 | 0-0 | 0 | 7 | 7 | 1 | 13 | 1 | 3 | 0 | 1 | 40- | |
| 21 | Carleton, Bridget | 4-10 | 1-5 | 6-10 | 5 | 8 | 13 | 0 | 15 | 8 | 2 | 2 | 1 | 40 | |
| 24 | Joens, Ashley | 6-16 | 5-12 | 1-2 | 0 | 2 | 3 | 18 | 0 | 2 | 1 | 1 | 33 | | |
| 32 | Burkhal, Meredith | 5-8 | 0-0 | 2-2 | 6 | 2 | 8 | 4 | 10 | 0 | 2 | 0 | 1 | 30 | |
| 33 | Middleton, Alexa | 2-7 | 0-2 | 0-0 | 0 | 1 | 0 | 4 | 4 | 2 | 0 | 0 | 1 | 26 | |
| 04 | Johnson, Rae | 0-1 | 0-1 | 0-2 | 0 | 1 | 1 | 0 | 1 | 0 | 0 | 0 | 1 | 15 | |
| 10 | Washington, Nia | 0-1 | 0-1 | 0-0 | 0 | 0 | 0 | 0 | 0 | 0 | 0 | 0 | 1 | 1 | |
| 13 | Camber, Adriana | 0-1 | 0-1 | 1-2 | 0 | 0 | 0 | 0 | 1 | 0 | 0 | 0 | 0 | 4 | |
| 15 | Nazewa, Ines | 1-2 | 0-0 | 3-6 | 2 | 3 | 5 | 3 | 5 | 0 | 1 | 0 | 0 | 6 | |
| 25 | Scott, Kristin | 0-1 | 0-0 | 0-0 | 1 | 0 | 1 | 0 | 0 | 0 | 0 | 0 | 0 | 5 | |
| Team | | | | | | 2 | | 4 | | 1 | | 1 | | 1 | |
| Totals | | 23-62 | 9-32 | 12-24 | 16 | 26 | 42 | 13 | 67 | 13 | 5 | 0 | 8 | 200 | |

1st FG %: 3.17 17.6% 2nd: 6.19 49.6% 3rd: 6.16 43.9% 4th: 6.16 43.9% Game: 23.62 37.1% Deadball
 3FG %: 1.9 29.0% 2.4 40.0% 3.5 50.0% 3.8 37.5% 12-24 50.0% 8

Officials: Brian Hall, Bryan Entlerline, Amy Bonner
 Technical fouls: Auburn-None, Iowa State-None.
 Attendance: 9274
 Preseason WNIT - Semifinal
 Fouled out: none

| Score by periods | 1st | 2nd | 3rd | 4th | Total |
|------------------|-----|-----|-----|-----|-------|
| Auburn | 18 | 20 | 7 | 19 | 64 |
| Iowa State | 13 | 16 | 16 | 22 | 67 |

Last FG - AU 4th-00:41, ISU 4th-00:09.
 Largest lead - AU by 15, 2nd-02:26, ISU by 10, 4th-02:21.
 AU led for 28:59, ISU led for 09:19. Game was tied for 01:42.

AMES, Iowa -- A furious comeback by the Auburn women's basketball team fell just short Tuesday night as the Tigers dropped a 67-64 battle at Iowa State in the Preseason WNIT semifinal.

Trailing by 10 with less than two minutes to play, senior Janiah McKay made three straight 3-pointers in less than a minute - the last coming with 41 seconds left - to tie the game at 64-all. But the Tigers were unable to get a shot away in their final two possessions, and a Cyclone layup with 9 seconds to play was the difference.

Sophomore Unique Thompson had her second straight double-double and third of the season with 19 points and 14 rebounds. Emari Jones matched a season-high with 15 points, and McKay's late flurry gave her a 14-point night.

Auburn was playing its third game in five days in three different states and will have traveled over 3,700 miles since Saturday by the time the team returns home Wednesday.

Thompson dominated both ends of the floor in the first half, racking up 16 points and 10 rebounds by halftime. Meanwhile, Iowa State started cold, shooting 18 percent in the first quarter and 28 percent in the first half as the Tigers were able to build an early lead. Auburn led by as many as 15 late in the second quarter before the Cyclones cut the lead to nine at the break, 38-29.

A 3-pointer from Jones to start the second half pushed the Tigers' lead to 12. But from there, the Cyclones caught fire. A 10-0 ISU run cut the lead to two with 6:34 left in the quarter, and a buzzer-beating 3-pointer tied the game at 45-45.

The Cyclones took their first lead nine seconds into the fourth quarter and never trailed again, going on an 8-0 run to push the advantage to 10 points at 64-54 with 2:21 to play. But after a Jones free throw cut the deficit to nine, McKay, who had been quiet most of the night, hit three 3-pointers in a span of 47 seconds to tie the game.

Auburn shot 41.1% for the game, but just 31% in the second half. Meanwhile, Iowa State shot 47% in the second half, including 40% on 3-pointers. The Cyclones won the rebounding battle 42-36, including 16 offensive rebounds which turned into 14 second-chance points.

Game 5: Nov. 25, 2018
Auburn 71, Louisiana-Lafayette 59
Auburn Arena
Auburn, Ala.

Official Basketball Box Score -- Game Totals -- Final Statistics
Auburn vs Louisiana
11/25/18 2:00 p.m. at Auburn Arena -- Auburn, Ala.

Louisiana 59 • 2-3

| ## | Player | FG | FGA | FT | FTA | Off | Def | PF | TP | A | To | Bk | Stl | Min | |
|--------|------------------|-------|------|-------|-----|-----|-----|----|----|---|----|----|-----|-----|--|
| 05 | Mathis,Jomyra | 1-9 | 0-0 | 2-2 | 3 | 3 | 6 | 5 | 4 | 2 | 2 | 0 | 1 | 23 | |
| 11 | Goodwin,Skyler | 1-4 | 0-2 | 0-0 | 0 | 3 | 3 | 0 | 2 | 0 | 5 | 0 | 0 | 31 | |
| 35 | Doucet,Ty'Reona | 6-15 | 0-0 | 1-1 | 4 | 9 | 13 | 3 | 13 | 0 | 2 | 2 | 38 | | |
| 02 | Williams,Brandi | 9-13 | 2-7 | 7-8 | 0 | 2 | 2 | 15 | 0 | 4 | 0 | 1 | 39 | | |
| 15 | Morrison,Diamond | 3-5 | 1-3 | 0-0 | 0 | 2 | 2 | 3 | 7 | 0 | 3 | 0 | 1 | 16 | |
| 04 | Rivera,Caroline | 0-0 | 0-0 | 0-0 | 0 | 2 | 2 | 0 | 0 | 3 | 0 | 0 | 15 | | |
| 10 | Courmyer,Andrea | 4-8 | 2-4 | 0-0 | 0 | 2 | 3 | 10 | 4 | 4 | 0 | 7 | 22 | | |
| 25 | Womack,Jazmyne | 2-6 | 0-1 | 4-5 | 4 | 1 | 1 | 8 | 0 | 3 | 0 | 0 | 16 | | |
| Team | | | | | | 2 | | 2 | | 2 | | 2 | | 2 | |
| Totals | | 20-60 | 5-17 | 14-16 | 13 | 24 | 37 | 19 | 59 | 6 | 26 | 2 | 12 | 200 | |

1st FG %: 4.13 30.8% 2nd: 4.16 25.0% 3rd: 5.19 26.3% 4th: 7.12 58.3% Game: 20.60 34.3% Deadball
 3FG %: 2.6 33.3% 1.4 25.0% 0.3 50.0% 2.4 50.0% 5-17 29.4% Rebounds
 FT %: 3.3 100.0% 4.4 100.0% 6.6 66.7% 3.3 100.0% 14-16 87.5% 2

Auburn 71 • 4-1

| ## | Player | FG | FGA | FT | FTA | Off | Def | PF | TP | A | To | Bk | Stl | Min | |
|--------|------------------|-------|------|-------|-----|-----|-----|----|----|----|----|----|-----|-----|--|
| 20 | Unique Thompson | 7-12 | 0-0 | 2-5 | 3 | 10 | 13 | 3 | 16 | 0 | 4 | 1 | 4 | 31 | |
| 00 | Daisa Alexander | 6-18 | 1-1 | 0-0 | 0 | 1 | 3 | 3 | 8 | 6 | 0 | 3 | 26 | | |
| 05 | Emari Jones | 9-9 | 1-4 | 1-1 | 5 | 5 | 10 | 3 | 8 | 2 | 3 | 0 | 1 | 37 | |
| 23 | Crystal Primm | 4-8 | 0-1 | 1-1 | 0 | 2 | 2 | 4 | 9 | 1 | 3 | 0 | 24 | | |
| 33 | Janiah McKay | 4-10 | 1-3 | 4-4 | 1 | 1 | 2 | 3 | 13 | 6 | 5 | 0 | 31 | | |
| 01 | Robyn Benton | 5-7 | 2-3 | 3-4 | 1 | 1 | 2 | 15 | 1 | 0 | 0 | 2 | 24 | | |
| 04 | Abigaily Jackson | 2-4 | 1-2 | 0-0 | 0 | 4 | 2 | 5 | 1 | 0 | 3 | 0 | 14 | | |
| 10 | Kiyae White | 0-1 | 0-0 | 0-0 | 0 | 0 | 0 | 0 | 0 | 1 | 0 | 0 | 6 | | |
| 05 | Natalie Kelly | 1-2 | 0-0 | 0-2 | 0 | 0 | 0 | 0 | 2 | 0 | 1 | 0 | 4 | | |
| Team | | | | | | 4 | | 4 | | 1 | | 1 | | 4 | |
| Totals | | 27-61 | 6-14 | 11-17 | 12 | 26 | 38 | 20 | 71 | 19 | 22 | 5 | 15 | 200 | |

1st FG %: 7.16 43.8% 2nd: 6.13 46.2% 3rd: 6.13 46.2% 4th: 8.19 42.1% Game: 27.61 44.3% Deadball
 3FG %: 1.2 50.0% 1.2 50.0% 1.4 25.0% 3.4 50.0% 6-14 42.9% Rebounds
 FT %: 3.3 66.7% 4.4 100.0% 6.6 66.7% 4.4 100.0% 11-17 64.7% 4,1

Officials: Beverly Roberts, Cameron Inouye, Bill Larance
 Technical fouls: Louisiana-None, Auburn-None.
 Attendance: 1488

| Score by periods | 1st | 2nd | 3rd | 4th | Total |
|------------------|-----|-----|-----|-----|-------|
| Louisiana | 13 | 13 | 14 | 19 | 59 |
| Auburn | 17 | 17 | 14 | 23 | 71 |

Last FG - LA 4th-01:25, AU 4th-00:24.
 Largest lead - LA None, AU by 16, 4th-06:20.
 LA led for 00:00, AU led for 39:32. Game was tied for 00:27.

AUBURN -- Returning to the court for the first time in 12 days, the Auburn women's basketball team picked up a 71-59 victory over Louisiana-Lafayette at Auburn Arena on Sunday afternoon.

The win was the 10th straight home non-conference victory for Auburn (4-1), dating back to the 2016-17 season.

Sophomore Unique Thompson recorded her third straight double-double and fourth of the season grabbing 13 rebounds while dropping 16 points; she also led the team with four steals.

Freshman Robyn Benton added 15 points going 2-for-3 from beyond the 3-point line. Senior Janiah McKay finished with 13 points and six assists. Emari Jones had eight points and a career-high 10 rebounds, and Daisa Alexander finished with a career-high eight assists.

Auburn jumped out to a quick 15-5 lead behind five points apiece from Thompson and Benton in the opening five minutes. Louisiana (2-3) answered back to cut the Tigers' lead to four at 17-13 after the first quarter. Auburn again pushed ahead by as many as 12 following a Benton jumper with 59 seconds remaining in the half. Louisiana hit a late pair of free throws to cut the Auburn advantage to eight at the half, 34-26.

After the two teams exchanged buckets for much of the 3rd period, the Tigers began to pull away in the fourth quarter opening on an 11-3 run to increase their lead to as much as 16 points at 61-45 with just over five minutes to play. But the Cajuns answered back with a 16-5 run of their own to cut the Auburn lead to as little as five points with 1:25 to play. Auburn would force five turnovers in the last 85 seconds and took advantage of free-throw opportunities to seal the win.

The Tigers forced a season-best 26 turnovers, scoring 27 points on those takeaways. Auburn shot 44.3 percent from the floor and held the Cajuns to 33.3 percent.

Louisiana was paced by Ty'Reona Doucet, who finished with 13 points along with 13 rebounds. Brandi Williams finished with 15 points for the Ragin' Cajuns.

Game 6: Nov. 28, 2018
Auburn 77, Xavier (La.) 58
Convocation Center
New Orleans, La.

Official Basketball Box Score -- Game Totals -- Final Statistics
Auburn vs Xavier (N.O.)
11/28/18 6:00 pm at New Orleans, La.

Auburn 77 • 5-1

| ## | Player | FG | FGA | FT | FTA | Off | Def | PF | TP | A | To | Bk | Stl | Min | |
|--------|------------------|-------|-------|------|-----|-----|-----|----|----|----|----|----|-----|-----|--|
| 20 | Unique Thompson | 6-10 | 0-0 | 3-4 | 3 | 5 | 8 | 2 | 15 | 0 | 1 | 1 | 3 | 23 | |
| 00 | Daisa Alexander | 5-9 | 3-3 | 0-0 | 0 | 3 | 6 | 2 | 13 | 5 | 1 | 0 | 3 | 20 | |
| 05 | Emari Jones | 6-12 | 4-6 | 0-0 | 0 | 3 | 3 | 16 | 2 | 2 | 1 | 1 | 29 | | |
| 23 | Crystal Primm | 0-1 | 0-0 | 4-6 | 1 | 2 | 3 | 4 | 1 | 1 | 0 | 1 | 22 | | |
| 33 | Janiah McKay | 4-7 | 0-2 | 1-3 | 0 | 0 | 0 | 0 | 9 | 4 | 0 | 2 | 28 | | |
| 01 | Robyn Benton | 2-5 | 1-2 | 0-2 | 3 | 2 | 5 | 1 | 5 | 3 | 1 | 0 | 1 | 19 | |
| 02 | Brooke Moore | 1-9 | 1-6 | 0-0 | 0 | 1 | 1 | 0 | 3 | 1 | 0 | 0 | 1 | 13 | |
| 04 | Abigaily Jackson | 3-3 | 0-0 | 0-0 | 0 | 1 | 0 | 1 | 0 | 6 | 1 | 2 | 10 | | |
| 10 | Kiyae White | 0-3 | 0-0 | 0-0 | 2 | 1 | 2 | 0 | 2 | 0 | 0 | 0 | 15 | | |
| 24 | Erin Howard | 2-6 | 1-5 | 0-0 | 0 | 1 | 0 | 2 | 0 | 1 | 0 | 1 | 14 | | |
| 05 | Natalie Kelly | 0-1 | 0-0 | 1-2 | 1 | 0 | 1 | 1 | 1 | 0 | 1 | 0 | 7 | | |
| Team | | | | | | 4 | | 4 | | 1 | | 1 | | 7 | |
| Totals | | 29-66 | 10-24 | 9-17 | 14 | 20 | 34 | 16 | 77 | 22 | 14 | 5 | 14 | 200 | |

1st FG %: 3.13 41.3% 2nd: 8.15 53.8% 3rd: 9.17 42.9% 4th: 9.17 42.9% Game: 29.68 43.9% Deadball
 3FG %: 2.4 33.3% 3.7 42.9% 1.6 50.0% 2.5 40.0% 10-24 41.7% Rebounds
 FT %: 1.4 25.0% 1.4 25.0% 3.5 50.0% 3.3 66.7% 9-17 52.9% 3

Xavier (N.O.) 58 • 7-3

| ## | Player | FG | FGA | FT | FTA | Off | Def | PF | TP | A | To | Bk | Stl | Min |
|----|-------------|------|-----|-----|-----|-----|-----|----|----|---|----|----|-----|-----|
| 24 | Smith, Gina | 7-11 | 0-0 | 0-0 | 1 | 0 | 1 | 1 | 2 | 0 | 0 | 0 | 0 | 18 |

Game 7: Dec. 2, 2018

Auburn 95, Oklahoma 79

Auburn Arena

Auburn, Ala.

SEC/Big 12 Challenge

Official Basketball Box Score -- Game Totals -- Final Statistics
 Oklahoma vs Auburn
 12/02/18 3:00 pm at Auburn Arena -- Auburn, Ala.

| Oklahoma 79 • 2-5 | | Total | 3-Pr | Rebounds | | | | | | | | | | |
|-------------------|--------------------|--------|--------|----------|-------------|------|------|-------|------|------|-------|-------|-------|-------|
| ## | Player | FG-FGA | FG-FGA | FT-FTA | Off Def Tot | PF | TP | A | TO | Bk | Stl | Min | | |
| ## | Slymper,Mandy | 3-6 | 0-0 | 0-0 | 2 3 5 | 5 | 6 | 4 | 2 | 0 | 1 | 27 | | |
| 25 | Williams,Madi | 4-9 | 0-0 | 2-5 | 5 11 16 | 2 | 2 | 4 | 1 | 2 | 3 | 38 | | |
| 14 | Pellington,Shaina | 3-10 | 0-2 | 5-6 | 1 4 5 | 2 | 11 | 4 | 6 | 0 | 3 | 27 | | |
| 30 | Robertson,Taylor | 9-18 | 7-15 | 2-4 | 0 4 4 | 2 | 22 | 0 | 1 | 0 | 1 | 38 | | |
| 32 | Veitenheimer,Tatum | 3-5 | 1-2 | 1-3 | 0 1 1 | 2 | 8 | 3 | 6 | 0 | 2 | 35 | | |
| 00 | Murcer,Jessi | 5-9 | 2-4 | 3-4 | 1 0 1 | 2 | 15 | 1 | 1 | 0 | 1 | 20 | | |
| 21 | Lampkin,Nydia | 1-4 | 0-0 | 0-0 | 3 1 4 | 1 | 2 | 0 | 1 | 0 | 1 | 14 | | |
| 24 | Odumbe,Jyema | 0-0 | 0-0 | 0-0 | 0 0 0 | 1 | 0 | 0 | 1 | 0 | 0 | 1 | | |
| Team | | | | | 2 1 3 | | | | | | | | | |
| Totals | | 28-61 | 10-23 | 13-26 | 14 25 39 | 17 | 79 | 14 | 21 | 2 | 10 | 200 | | |
| 1st FG %: | 10-21 | 47.6% | 2nd: | 3-11 | 27.3% | 3rd: | 7-13 | 53.8% | 4th: | 9-16 | 56.3% | Game: | 28-61 | 45.9% |
| 3Pt %: | 0-0 | 0.0% | FT %: | 5-8 | 62.5% | Reb: | 14 | 25 | 39 | Def: | 10 | 25 | 35 | 6.1 |
| PF: | 0-1 | 0.0% | TP: | 2-6 | 33.3% | A: | 13 | 26 | 40 | TO: | 1 | 21 | 22 | 6.1 |

Auburn 95 • 6-1

| Auburn 95 • 6-1 | | Total | 3-Pr | Rebounds | | | | | | | | | | |
|-----------------|------------------|--------|--------|----------|-------------|------|------|-------|------|-------|-------|-------|-------|-------|
| ## | Player | FG-FGA | FG-FGA | FT-FTA | Off Def Tot | PF | TP | A | TO | Bk | Stl | Min | | |
| ## | Unique Thompson | 4-7 | 0-0 | 6-8 | 5 12 17 | 1 | 14 | 3 | 3 | 0 | 1 | 30 | | |
| 00 | Daisa Alexander | 9-15 | 3-7 | 2-2 | 0 5 5 | 1 | 19 | 5 | 3 | 0 | 2 | 30 | | |
| 05 | Emari Jones | 6-11 | 4-9 | 0-0 | 0 3 3 | 2 | 16 | 1 | 2 | 0 | 2 | 35 | | |
| 23 | Crystal Primm | 6-11 | 0-0 | 2-3 | 2 1 3 | 4 | 14 | 1 | 2 | 1 | 3 | 26 | | |
| 33 | Janiah McKay | 3-11 | 0-0 | 0 0 0 | 1 1 2 | 4 | 6 | 1 | 1 | 0 | 1 | 29 | | |
| 01 | Robyn Benton | 5-7 | 4-5 | 0-0 | 0 0 0 | 1 | 14 | 0 | 0 | 0 | 2 | 15 | | |
| 02 | Brooke Moore | 2-5 | 2-5 | 0-0 | 1 0 1 | 1 | 6 | 1 | 1 | 0 | 0 | 11 | | |
| 04 | Abigayle Jackson | 1-1 | 0-0 | 0-0 | 1 3 4 | 2 | 0 | 0 | 0 | 0 | 0 | 9 | | |
| 10 | Kiyae' White | 1-2 | 0-0 | 0-0 | 1 0 1 | 1 | 2 | 0 | 0 | 0 | 0 | 3 | | |
| 24 | Erin Howard | 2-4 | 0-1 | 0-0 | 2 2 4 | 1 | 4 | 3 | 0 | 0 | 1 | 11 | | |
| 35 | Natalie Kelly | 0-0 | 0-0 | 0-0 | 0 0 0 | 0 | 0 | 0 | 0 | 0 | 0 | 1 | | |
| Team | | | | | 0 0 0 | | | | | | | | | |
| Totals | | 36-74 | 13-29 | 10-13 | 13 26 39 | 18 | 95 | 15 | 12 | 1 | 12 | 200 | | |
| 1st FG %: | 7-18 | 38.9% | 2nd: | 10-19 | 52.6% | 3rd: | 8-20 | 40.0% | 4th: | 11-17 | 64.7% | Game: | 36-74 | 48.6% |
| 3Pt %: | 3-7 | 42.9% | FT %: | 2-2 | 100% | Reb: | 13 | 26 | 39 | Def: | 13 | 26 | 39 | 6.1 |
| PF: | 2-2 | 100% | TP: | 0-0 | 0.0% | A: | 6 | 10 | 13 | TO: | 1 | 12 | 13 | 3.0 |

Officials: Jesse Dickinson, Amy Bonner, Brian Garland
 Technical fouls: Oklahoma-None, Auburn-None.
 Attendance: 1877
 2018 SEC/Big 12 Challenge

| Score by periods | 1st | 2nd | 3rd | 4th | Total |
|------------------|-----|-----|-----|-----|-------|
| Oklahoma | 24 | 6 | 23 | 26 | 79 |
| Auburn | 17 | 27 | 19 | 32 | 95 |

Last FG - OU 4th-00:14, AU 4th-00:25.
 Largest lead - OU by 6 1st-01:21, AU by 22 3rd-08:08.
 Game tied for 10:00, AU led for 29:12, Game was tied for 00:13.
 Score tied - 1 time, Lead changed - 3 times.

Game 8: Dec. 6, 2018

Auburn 81, St. Joseph's 70

Hagan Arena

Philadelphia, Pa.

Official Basketball Box Score -- Game Totals -- Final Statistics
 Auburn vs Saint Joseph's
 12/06/18 7:00 pm at Hagan Arena -- Philadelphia, Pa.

| Auburn 81 • 7-1 | | Total | 3-Pr | Rebounds | | | | | | | | | | |
|-----------------|------------------|--------|--------|----------|-------------|------|------|-------|------|------|-------|-------|-------|-------|
| ## | Player | FG-FGA | FG-FGA | FT-FTA | Off Def Tot | PF | TP | A | TO | Bk | Stl | Min | | |
| ## | Unique Thompson | 5-10 | 0-0 | 2-4 | 2 4 6 | 2 | 12 | 4 | 2 | 0 | 2 | 34 | | |
| 00 | Daisa Alexander | 5-10 | 3-5 | 3-4 | 0 2 2 | 1 | 16 | 2 | 1 | 0 | 1 | 34 | | |
| 05 | Emari Jones | 2-4 | 0-0 | 0-1 | 1 2 3 | 0 | 4 | 1 | 0 | 0 | 0 | 33 | | |
| 23 | Crystal Primm | 5-6 | 0-0 | 4-4 | 1 3 4 | 0 | 14 | 2 | 2 | 0 | 1 | 27 | | |
| 33 | Janiah McKay | 6-10 | 0-2 | 9-10 | 0 1 1 | 21 | 4 | 0 | 0 | 0 | 0 | 28 | | |
| 01 | Robyn Benton | 0-0 | 0-0 | 0-0 | 1 0 1 | 0 | 10 | 0 | 0 | 0 | 0 | 6 | | |
| 02 | Brooke Moore | 4-9 | 2-5 | 0-0 | 0 2 2 | 0 | 10 | 0 | 0 | 0 | 0 | 12 | | |
| 04 | Abigayle Jackson | 0-1 | 0-0 | 0-0 | 1 1 2 | 0 | 0 | 0 | 0 | 0 | 0 | 5 | | |
| 10 | Kiyae' White | 2-3 | 0-0 | 0-0 | 2 2 4 | 2 | 4 | 0 | 0 | 0 | 0 | 10 | | |
| 24 | Erin Howard | 0-1 | 0-0 | 0-0 | 0 0 0 | 1 | 0 | 0 | 1 | 0 | 0 | 10 | | |
| 35 | Natalie Kelly | 0-0 | 0-0 | 0-0 | 0 0 0 | 0 | 0 | 0 | 0 | 0 | 0 | 1 | | |
| Team | | | | | 1 4 5 | | | | | | | | | |
| Totals | | 29-54 | 5-12 | 18-23 | 9 21 30 | 9 | 81 | 13 | 10 | 0 | 9 | 200 | | |
| 1st FG %: | 13-17 | 76.5% | 2nd: | 4-15 | 26.7% | 3rd: | 6-11 | 54.5% | 4th: | 6-11 | 54.5% | Game: | 29-54 | 53.7% |
| 3Pt %: | 3-3 | 100.0% | FT %: | 5-8 | 62.5% | Reb: | 9 | 21 | 30 | Def: | 14 | 27 | 41 | 6.1 |
| PF: | 3-3 | 100.0% | TP: | 4-4 | 100.0% | A: | 10 | 12 | 18 | TO: | 3 | 22 | 25 | 4 |

Saint Joseph's 70 • 3-6

| Saint Joseph's 70 • 3-6 | | Total | 3-Pr | Rebounds | | | | | | | | | | |
|-------------------------|-------------------|--------|--------|----------|-------------|------|-------|-------|------|------|-------|-------|-------|-------|
| ## | Player | FG-FGA | FG-FGA | FT-FTA | Off Def Tot | PF | TP | A | TO | Bk | Stl | Min | | |
| ## | Katie Mayock | 4-7 | 0-0 | 0-0 | 5 4 9 | 1 | 8 | 2 | 1 | 1 | 1 | 30 | | |
| 33 | Michala Clay | 2-5 | 0-0 | 0-0 | 1 0 1 | 0 | 4 | 3 | 1 | 0 | 0 | 9 | | |
| 04 | Kristalyn Balsden | 9-15 | 3-5 | 0-0 | 0 0 0 | 4 | 9 | 3 | 0 | 0 | 0 | 23 | | |
| 12 | Alyssa Monaghan | 6-14 | 6-14 | 0-0 | 1 0 1 | 3 | 18 | 5 | 3 | 0 | 0 | 39 | | |
| 14 | Katie Jekot | 3-8 | 3-7 | 0-0 | 1 3 4 | 2 | 9 | 1 | 2 | 0 | 1 | 22 | | |
| 01 | Whisper Fisher | 4-4 | 0-0 | 3-4 | 3 2 5 | 1 | 11 | 1 | 1 | 0 | 1 | 19 | | |
| 02 | Lola Roig | 3-5 | 1-2 | 0-2 | 0 0 0 | 2 | 7 | 3 | 5 | 0 | 1 | 18 | | |
| 03 | Nailah Delnois | 2-8 | 0-2 | 0-0 | 0 4 4 | 1 | 4 | 2 | 0 | 0 | 0 | 22 | | |
| 13 | Mary Sheehan | 0-5 | 0-2 | 0-0 | 1 1 2 | 0 | 0 | 1 | 1 | 0 | 0 | 18 | | |
| Team | | | | | 2 2 4 | | | | | | | | | |
| Totals | | 27-61 | 13-32 | 3-6 | 14 16 30 | 14 | 70 | 21 | 14 | 1 | 4 | 200 | | |
| 1st FG %: | 6-16 | 37.5% | 2nd: | 5-17 | 29.4% | 3rd: | 10-14 | 71.4% | 4th: | 6-14 | 42.9% | Game: | 27-61 | 44.3% |
| 3Pt %: | 4-9 | 44.4% | FT %: | 3-11 | 27.3% | Reb: | 5 | 7 | 12 | Def: | 13 | 22 | 35 | 6.1 |
| PF: | 5-6 | 83.3% | TP: | 1-2 | 50.0% | A: | 9 | 12 | 18 | TO: | 3 | 22 | 25 | 4 |

Officials: John Capolino, Ed Sidlasky, Karen Preato
 Technical fouls: Auburn-None, Saint Joseph's-None.
 Attendance: 443

| Score by periods | 1st | 2nd | 3rd | 4th | Total |
|------------------|-----|-----|-----|-----|-------|
| Auburn | 20 | 12 | 17 | 22 | 71 |
| Saint Joseph's | 16 | 14 | 25 | 15 | 70 |

Last FG - AU 4th-00:25, SJU 4th-01:18.
 Largest lead - AU by 16 1st-00:30, SJU by 2 1st-08:19.
 AU led for 38:03, SJU led for 00:45, Game was tied for 00:19.
 Score tied - 1 time, Lead changed - 4 times.

AUBURN-- Auburn hit 13 3-pointers to set a new school record Sunday afternoon as the Tigers defeated Oklahoma 95-79 at Auburn Arena in the SEC/Big 12 Challenge.

Led by a double-double from sophomore Unique Thompson, five players scored in double-figures for the Tigers (6-1), who snapped an eight-game losing streak against Big 12 opponents and earned their 11th straight home non-conference win.

The Tigers made 13 3-pointers on the night, breaking the previous record of 12 that was set Dec. 5, 2007 - nearly 11 years ago to the day - against Colgate. Daisa Alexander's third triple of the night with 3:48 to play gave the Tigers an 83-65 lead and set the new program mark.

Thompson finished with 17 points and 14 rebounds for her fifth double-double of the year. She now has 12 double-doubles for her career, tied for 12th in Auburn history. Alexander led the Auburn attack with 19 points and also had a game-high five assists along with five rebounds.

Emari Jones hit four of Auburn's 13 treys and finished with 16 points, and Crystal Primm and Robyn Benton added 14 points apiece; Primm had a team-leading three steals, and Benton also knocked down four 3-pointers.

Auburn got off to a slow start as the Sooners opened up with a flurry of 3-pointers, taking a 24-17 lead after one quarter. But the Tigers started the second period on an 11-0 run to take a lead they would never relinquish. Auburn shot 52.6 percent in the second quarter and held the Sooners to just 2-of-11 from the field, outscoring Oklahoma 27-6 in the period to take a 44-30 halftime lead.

The Tigers' lead ballooned to as much as 22 points early in the third quarter at 52-30, but the Sooners mounted a charge with a 19-2 run over the next five minutes to cut the deficit to as few as five points.

Auburn let loose in the fourth, shooting 64.7 percent in the final 10 minutes to put the game away. The Tigers hit three straight 3-pointers in a stretch of less than three minutes, pushing the lead to 18 on Alexander's record-setting shot with 3:48 to play.

PHILADELPHIA -- Janiah McKay scored a season-high 21 points, and the Auburn women's basketball team held off a furious late rally by St. Joseph's to pick up an 81-70 win on the road Thursday night.

At 7-1, the Tigers are off to their best start of the Terri Williams-Flournoy era and their best since the 2008-09 SEC Championship team won their first 20 games. But the victory was not without its tense moments as St. Joseph's (3-6) went on a tear in the second half to nearly erase a 15-point Auburn lead.

McKay's 21 points led all scorers and she was key in the fourth quarter when she scored nine points and hit 6-of-8 free throws in the closing minutes.

Auburn had five total players in double-figures for the second straight game. Daisa Alexander finished with 16 after an 11-point first quarter, Crystal Primm scored 14, Unique Thompson had 12 and Brooke Moore added a season-high 10. Thompson was Auburn's leading rebounder with six.

The Tigers led by as many as 15 in the third quarter at 49-34 but saw St. Joseph's go on a furious tear, hitting eight shots in a row and 12-of-14 over a stretch that spanned the third and fourth quarters, to cut the lead to just one at 65-64 with just over six minutes to play.

But Auburn would finally get some defensive stops and put some distance between themselves and the Hawks, going on a 9-0 run to take a 74-64 lead with 2:52 left. The run was punctuated by a steal and fast-break basket by redshirt freshman Kiyae' White, drawing a huge cheer from a group of friends and family from her nearby hometown of Macungie, Pa.

St. Joe's cut it to four points again at 74-70 after a pair of treys, but Auburn took care of business at the free-throw line in the final minute to put the game away.

AUBURN -- The Auburn women's basketball team forced a season-high 29 turnovers and turned in their best defensive performance of the season in a 73-46 win over Samford Sunday afternoon at Auburn Arena.

The Tigers (8-1) improved to 5-0 at home and won their 12th straight home non-conference game, and did so in convincing fashion despite shooting below 40 percent for the first time this season.

Senior Janiah McKay scored a game-high 20 points, her second straight game with at least 20 in the scoring column. She also had a team-leading four steals and four assists. Daisa Alexander added 16 points, and Robyn Benton scored 10 off the bench. Unique Thompson was Auburn's leading rebounder with six.

The Tigers shot 39.1 percent, their lowest of the season, but limited Samford (3-8) to a 37-percent day and fewer scoring opportunities. Auburn also took advantage of several opportunities at the free-throw line, hitting 17-of-20 (85%) on the day. Auburn turned those 29 Samford turnovers into 30 points. Samford's 46 points were also the fewest allowed by Auburn this season; the Tigers held the Bulldogs to single-digit scoring in each of the first three quarters before a 22-point outburst by Samford in the fourth.

Auburn jumped out to a 9-0 lead, and Samford would pull no closer the rest of the game. The Tigers led 20-8 after one period and 36-17 at halftime after holding the Bulldogs, who rely heavily on the 3-point shot, to just one trey in the first half.

The Tigers led by as many as 32 in the third quarter and took a 56-24 lead to the final period. Samford found its shooting touch in the final 10 minutes, hitting five 3-pointers to cut the final margin to 27.

Natalie Armstrong had a double-double for Samford with 10 points and 16 rebounds. Shauntai Battle was the Bulldogs' leading scorer with 11.

Game 9: Dec. 16, 2018

Auburn 73, Samford 46

Auburn Arena

Auburn, Ala.

Official Basketball Box Score -- Game Totals -- Final Statistics
 Samford vs Auburn
 12/16/18 2:00 pm at Auburn Arena -- Auburn, Ala.

| Samford 46 • 3-8 | | Total | 3-Pr | Rebounds | | | | | | | | | | |
|------------------|---------------------|--------|--------|----------|-------------|----|----|---|----|----|-----|-----|--|--|
| ## | Player | FG-FGA | FG-FGA | FT-FTA | Off Def Tot | PF | TP | A | TO | Bk | Stl | Min | | |
| ## | Fitzgerald,Samantha | 0-3 | 0-1 | 0-0 | 0 0 0 | 0 | 0 | 0 | 2 | 0 | 0 | 9 | | |
| 45 | Armstrong,Natalie | 5-10 | 0-0 | 0-0 | 7 9 16 | 4 | 10 | 0 | 3 | 1 | 0 | 32 | | |
| 11 | Serru,Paije | 1-3 | 1-3 | 0-0 | 0 1 1 | 0 | 3 | 0 | 0 | 0 | 1 | 16 | | |
| 12 | Brown,Charity | 3-4 | 3-3 | 0-0 | 0 4 4 | 3 | 9 | 7 | 5 | 0 | 2 | 14 | | |
| 31 | Williams,Cassidy | 0-3 | 0-0 | 0-0 | 0 1 1 | 0 | 1 | 0 | 0 | 0 | 0 | 24 | | |
| 03 | Battle,Shauntai | | | | | | | | | | | | | |

Game 10: Dec. 18, 2018

Auburn 84, Coastal Carolina 78

Myrtle Beach Convention Center Myrtle Beach, S.C.

Carolinas Challenge

Official Basketball Box Score -- Game Totals -- Final Statistics
Auburn vs Coastal Carolina
 12-18-18 6:15 p.m. at Myrtle Beach (SC) Convention Center

| Auburn 84 • 9-1 | | Total | | 3-Ptr | | Rebounds | | PF | | TP | | A TO Bk Stl | | Min | |
|-----------------|------------------|-------|------|-------|-----|----------|-----|-----|----|----|----|-------------|----|-----|-----|
| ## | Player | FG | FGA | FT | FTA | Off | Def | Tot | Pf | Tp | A | To | Bk | Stl | Min |
| 00 | Daisa Alexander | 1-4 | 1-2 | 0-0 | 0-0 | 0 | 0 | 0 | 3 | 2 | 2 | 0 | 0 | 11 | |
| 05 | Emari Jones | 5-13 | 4-11 | 2-2 | 2-2 | 4 | 2 | 6 | 16 | 0 | 0 | 0 | 3 | 37 | |
| 20 | Unique Thompson | 5-7 | 0-0 | 1-3 | 7 | 0 | 7 | 5 | 11 | 0 | 1 | 0 | 0 | 21 | |
| 23 | Crystal Primm | 3-8 | 0-0 | 8-10 | 2 | 4 | 6 | 3 | 14 | 1 | 3 | 0 | 0 | 25 | |
| 33 | Janiah McKay | 7-13 | 0-4 | 7-9 | 0 | 2 | 2 | 21 | 4 | 5 | 0 | 1 | 33 | | |
| 33 | Janiah McKay | 1-9 | 1-4 | 2-2 | 0 | 1 | 1 | 4 | 5 | 2 | 0 | 0 | 1 | 25 | |
| 02 | Brooke Moore | 2-6 | 1-4 | 0-0 | 1 | 1 | 4 | 0 | 2 | 1 | 0 | 0 | 14 | | |
| 04 | Abigaily Jackson | 1-1 | 0-0 | 1-1 | 1 | 2 | 5 | 3 | 0 | 1 | 0 | 0 | 9 | | |
| 10 | Kiyae White | 1-2 | 0-0 | 0-0 | 0 | 0 | 0 | 1 | 2 | 0 | 0 | 0 | 1 | 3 | |
| 24 | Erin Howard | 2-4 | 0-2 | 0-0 | 1 | 3 | 4 | 2 | 4 | 0 | 0 | 0 | 14 | | |
| 35 | Natalie Kelly | 0-0 | 0-0 | 0-0 | 0 | 1 | 1 | 0 | 0 | 2 | 0 | 0 | 8 | | |
| | Team | | | | | 1 | 2 | 3 | | | | | | | |
| | Totals | 28-67 | 7-27 | 21-27 | 17 | 19 | 36 | 23 | 84 | 11 | 15 | 0 | 8 | 200 | |

| | | | | | | | | | | | | | | | |
|-----------|-----|--------|------|-------|-------|-------|------|-------|------|-------|-------|-------|-------|-------|----------|
| 1st FG %: | 7.0 | 35.0% | 2nd: | 7.1 | 41.2% | 3rd: | 8.1 | 47.1% | 4th: | 6.1 | 46.2% | Game: | 28.67 | 41.8% | Deadball |
| 3FG %: | 0.6 | 33.3% | 3.1: | 27.3% | 3.1: | 28.6% | 3.1: | 28.6% | 3.1: | 27.3% | 3.1: | 27.3% | 3.1: | 27.3% | Rebounds |
| FT %: | 1.1 | 100.0% | 6.9: | 66.7% | 6.9: | 66.7% | 6.9: | 66.7% | 6.9: | 66.7% | 6.9: | 66.7% | 6.9: | 66.7% | |

| Coastal Carolina 78 • 7-2 | | Total | | 3-Ptr | | Rebounds | | PF | | TP | | A TO Bk Stl | | Min | |
|---------------------------|-------------------|-------|------|-------|-----|----------|-----|-----|----|----|----|-------------|----|-----|-----|
| ## | Player | FG | FGA | FT | FTA | Off | Def | Tot | Pf | Tp | A | To | Bk | Stl | Min |
| 02 | BLANDING, Breylin | 1-3 | 0-2 | 2-3 | 0 | 2 | 2 | 0 | 4 | 1 | 4 | 0 | 0 | 35 | |
| 03 | CASH, Torrie | 0-5 | 0-3 | 0-0 | 0 | 1 | 1 | 4 | 0 | 3 | 4 | 0 | 0 | 25 | |
| 20 | CAMP, Janae | 1-1 | 0-0 | 0-0 | 2 | 3 | 5 | 4 | 2 | 0 | 3 | 0 | 1 | 23 | |
| 23 | ROCHE, Caitlin | 10-24 | 5-16 | 1-2 | 2 | 1 | 3 | 4 | 26 | 0 | 0 | 0 | 0 | 34 | |
| 30 | HAMILTON, Naheria | 6-8 | 0-0 | 5-6 | 7 | 7 | 14 | 4 | 17 | 0 | 1 | 0 | 0 | 34 | |
| 01 | VISIONE, Mery | 1-1 | 0-0 | 0-0 | 0 | 1 | 1 | 0 | 2 | 1 | 1 | 0 | 0 | 5 | |
| 04 | DAVIS, Tiara | 0-3 | 0-2 | 2-2 | 0 | 1 | 0 | 2 | 0 | 0 | 1 | 0 | 1 | 6 | |
| 14 | WEST, Kaylin | 0-0 | 0-0 | 0-0 | 0 | 0 | 0 | 0 | 0 | 2 | 0 | 0 | 0 | 2 | |
| 15 | WILLIAMS, DJ | 8-12 | 0-1 | 9-13 | 4 | 3 | 7 | 4 | 25 | 5 | 0 | 5 | 24 | | |
| 21 | BLOUNT, Ash | 0-1 | 0-1 | 0-0 | 0 | 2 | 2 | 0 | 0 | 0 | 0 | 0 | 1 | 6 | |
| 40 | WILLIAMS, Jamie | 0-0 | 0-0 | 0-0 | 0 | 2 | 2 | 0 | 0 | 0 | 0 | 0 | 0 | 2 | |
| 54 | DAVIS, Aislee | 0-1 | 0-0 | 0-0 | 0 | 1 | 1 | 0 | 0 | 1 | 1 | 0 | 0 | 7 | |
| | Team | | | | | 1 | 3 | 4 | | | | | | | |
| | Totals | 27-59 | 5-25 | 19-26 | 16 | 25 | 41 | 23 | 78 | 10 | 23 | 1 | 7 | 200 | |

| | | | | | | | | | | | | | | | |
|-----------|-----|--------|------|--------|-------|--------|------|--------|------|--------|-------|--------|-------|----------|----------|
| 1st FG %: | 5.1 | 45.5% | 2nd: | 7.1 | 46.7% | 3rd: | 9.1 | 69.0% | 4th: | 6.1 | 33.3% | Game: | 27.59 | 45.8% | Deadball |
| 3FG %: | 2.4 | 33.3% | 0.5: | 0.0% | 0.7: | 28.6% | 0.7: | 28.6% | 0.7: | 11.0% | 0.0% | 0.0% | 20.0% | Rebounds | |
| FT %: | 4.4 | 100.0% | 9.5: | 100.0% | 9.5: | 100.0% | 9.5: | 100.0% | 9.5: | 100.0% | 9.5: | 100.0% | 9.5: | 100.0% | |

Officials: Roy Gulbeyan, Meadow Overstreet, Euseal Silva
 Technical fouls: Auburn-None, Coastal Carolina-None.
 Attendance: 2018 CAROLINAS CHALLENGE

| Score by periods | 1st | 2nd | 3rd | 4th | Total |
|------------------|-----|-----|-----|-----|-------|
| Auburn | 17 | 21 | 24 | 22 | 84 |
| Coastal Carolina | 16 | 23 | 22 | 17 | 78 |

Score tied - 7 times.
 Lead changed - 17 times.

1st FG - AU 4th-02:50, CCU 4th-00:17.
 Largest lead - AU by 8 4th-02:32, CCU by 7 2nd-05:34.
 AU led for 16:50, CCU led for 20:33, Game was tied for 02:30.

MYRTLE BEACH, S.C. -- The Auburn women's basketball team overcame foul trouble and a hot-shooting Coastal Carolina team to earn an 84-78 win Tuesday night in the Carolinas Challenge at the Myrtle Beach Convention Center.

The Tigers (9-1) extended their winning streak to six games, but it was not without anxious moments as Auburn lost two post players to fouls in the fourth quarter and had to overcome the Chanticleers (7-2), who hovered near 50-percent shooting most of the night and had two players score 25-plus.

Janiah McKay led Auburn for the third straight game with 21 points, scoring 15 in the first half and salting the game away in the fourth quarter at the free-throw line. Emari Jones had 16 points, knocking down four 3-pointers, and Crystal Primm had a 14-point night, all coming in the second half.

The Tigers trailed at the half for the first time this season as CCU took a 39-38 lead to the break. The lead changed hands 10 times in a first half that saw Auburn attempt 17 3-pointers while Coastal drove to the basket, drew fouls, and made a living at the free-throw line (13-of-16). McKay and Jones combined for 26 of Auburn's 38 points in the half while Thompson, Primm, Jackson and Benton dealt with foul trouble.

The lead changed hands seven more times in the second half with Coastal extending its lead to as many as seven points at 46-39 with 7:51 to play in the third quarter. But the Tigers kept chipping away, and a steal and fast-break layup by Emari Jones just before the buzzer gave Auburn a 62-61 lead after three periods.

Coastal hit a 3-pointer to move back ahead with 8:00 to play, but a layup from Primm and a pair of free throws from Robyn Benton gave the Tigers a 66-64 lead; Auburn would never trail again. With both teams in the bonus and multiple players dealing with foul trouble - Auburn had two players foul out, and Coastal had five players with four fouls when the game ended - free throws were at a premium. Auburn made 10-of-13 attempts in the final period while Coastal was just 4-of-8.

Game 11: Dec. 20, 2018

Auburn 86, North Carolina 81 (OT)

Myrtle Beach Convention Center Myrtle Beach, S.C.

Carolinas Challenge

Official Basketball Box Score -- Game Totals -- Final Statistics
Auburn vs North Carolina
 12-20-18 6:30 p.m. at Myrtle Beach (SC) Convention Center

| Auburn 86 • 10-1 | | Total | | 3-Ptr | | Rebounds | | PF | | TP | | A TO Bk Stl | | Min | |
|------------------|------------------|-------|------|-------|-----|----------|-----|-----|----|----|----|-------------|----|-----|-----|
| ## | Player | FG | FGA | FT | FTA | Off | Def | Tot | Pf | Tp | A | To | Bk | Stl | Min |
| 00 | Daisa Alexander | 3-12 | 0-3 | 0-0 | 0 | 4 | 5 | 2 | 6 | 1 | 4 | 0 | 4 | 31 | |
| 05 | Emari Jones | 3-12 | 1-8 | 0-0 | 3 | 0 | 3 | 0 | 7 | 1 | 2 | 1 | 2 | 38 | |
| 20 | Unique Thompson | 10-18 | 0-0 | 1-3 | 11 | 7 | 18 | 2 | 21 | 1 | 1 | 3 | 43 | | |
| 23 | Crystal Primm | 9-12 | 0-4 | 3-3 | 0 | 3 | 2 | 18 | 0 | 4 | 1 | 4 | 30 | | |
| 33 | Janiah McKay | 5-18 | 1-4 | 10-13 | 1 | 3 | 4 | 3 | 21 | 4 | 2 | 0 | 4 | 37 | |
| 01 | Robyn Benton | 1-5 | 0-1 | 0-0 | 0 | 0 | 0 | 2 | 2 | 1 | 0 | 0 | 1 | 11 | |
| 02 | Brooke Moore | 2-5 | 2-4 | 0-0 | 0 | 0 | 0 | 0 | 6 | 0 | 0 | 0 | 8 | | |
| 03 | Erica Sanders | 0-0 | 0-0 | 2-2 | 0 | 2 | 4 | 2 | 0 | 1 | 0 | 0 | 11 | | |
| 04 | Abigaily Jackson | 1-1 | 0-0 | 0-0 | 0 | 0 | 0 | 2 | 0 | 0 | 1 | 0 | 2 | | |
| 24 | Erin Howard | 1-2 | 1-2 | 0-0 | 0 | 1 | 1 | 0 | 3 | 0 | 0 | 0 | 2 | 14 | |
| | Team | | | | | 4 | 2 | 6 | | | | | | | |
| | Totals | 34-85 | 5-22 | 13-18 | 25 | 21 | 46 | 17 | 86 | 8 | 15 | 3 | 20 | 225 | |

| | | | | | | | | | | | | | | | |
|-----------|-----|-------|------|-------|-------|-------|------|-------|-------|-------|-------|-------|-------|-------|----------|
| 1st FG %: | 9.2 | 38.1% | 2nd: | 6.2 | 30.0% | 3rd: | 6.7 | 35.3% | 4th: | 9.4 | 64.3% | Game: | 34.85 | 50.0% | Deadball |
| 3FG %: | 2.6 | 33.3% | 1.5: | 20.0% | 1.7: | 14.3% | 1.3: | 33.3% | 5.2: | 22.7% | 5.2: | 22.7% | 5.2: | 22.7% | Rebounds |
| FT %: | 0.0 | 0.0% | 3.5: | 66.0% | 3.0: | 50.0% | 3.4: | 75.0% | 11.3: | 72.0% | 2.1: | | | | |

| North Carolina 81 • 8-5 | | Total | | 3-Ptr | | Rebounds | | PF | | TP | | A TO Bk Stl | | Min | |
|-------------------------|------------------|-------|-----|-------|-----|----------|-----|-----|----|----|----|-------------|----|-----|-----|
| ## | Player | FG | FGA | FT | FTA | Off | Def | Tot | Pf | Tp | A | To | Bk | Stl | Min |
| 00 | BENNETT, Shayla | 7-12 | 2-6 | 3-3 | 0 | 3 | 3 | 2 | 19 | 8 | 8 | 0 | 1 | 43 | |
| 01 | KOENEY, Taylor | 6-11 | 1-3 | 0-0 | 3 | 3 | 6 | 13 | 2 | 6 | 2 | 1 | 2 | 45 | |
| 04 | JOINES, Jocelyn | 0-2 | 0-0 | 0-0 | 1 | 3 | 4 | 2 | 0 | 1 | 2 | 0 | 0 | 16 | |
| 05 | WATTS, Stephanie | 6-13 | 4-9 | 0-0 | 2 | 7 | 9 | 4 | 16 | 3 | 5 | 1 | 2 | 45 | |
| 44 | BALLEW, Janelle | 4-7 | 0-1 | 0-0 | 2 | 2 | 4 | 5 | 8 | 0 | 1 | 0 | 23 | | |
| 20 | CHURCH, Leah | 1-2 | 1-2 | 2-2 | 0 | 0 | 0 | 3 | 5 | 2 | 1 | 0 | 18 | | |
| 22 | KEA, Paris | 6-12 | 1-5 | 3-4 | 0 | 4 | 4 | 0 | 16 | 4 | 3 | 0 | 2 | 25 | |
| 30 | MURRAY, Jaelynn | 2-3 | 0-0 | 0-0 | 0 | 4 | 1 | 4 | 1 | 4 | 2 | 1 | 0 | 10 | |
| | Team | | | | | 11 | 29 | 40 | 81 | 20 | 27 | 4 | 7 | 225 | |

| | | | | | | | | | | | | | | | |
|-----------|-----|--------|------|------|-------|--------|------|-------|------|-------|-------|-------|-------|-------|----------|
| 1st FG %: | 9.1 | 60.0% | 2nd: | 4.0 | 40.0% | 3rd: | 7.4 | 50.0% | 4th: | 8.1 | 53.3% | Game: | 32.62 | 51.6% | Deadball |
| 3FG %: | 1.4 | 25.0% | 0.0: | 0.0% | 1.1: | 100.0% | 0.0: | 0.0% | 9.2: | 34.6% | 8.9: | 88.9% | 8.9: | 88.9% | Rebounds |
| FT %: | 2.2 | 100.0% | 0.0: | 0.0% | 1.1: | 100.0% | 0.0: | 0.0% | 3.4: | 75.0% | 0.0: | 0.0% | 0.0: | 0.0% | |

Officials: Eric Brewster, Bruce Morris and Erica Camarota
 Technical fouls: Auburn-None, North Carolina-None.
 Attendance: 2018 CAROLINAS CHALLENGE

| Score by periods | 1st | 2nd | 3rd | 4th | OT | Total |
|------------------|-----|-----|-----|-----|----|-------|
| Auburn | 18 | 16 | 15 | 22 | 11 | 82 |
| North Carolina | 21 | 8 | 17 | 23 | 12 | 81 |

Score tied - 7 times.
 Lead changed - 6 times.

1st FG - AU 01:00-04, NC 07:00-08.
 Largest lead - AU by 11 3rd-05:37, NC by 5 2nd-09:42.
 AU led for 29:07, NC led for 12:17, Game was tied for 02:27.

MYRTLE BEACH, S.C. -- Janiah McKay and Unique Thompson both scored 21 points, and the Auburn women's basketball team fought back from a late deficit to earn an 86-81 overtime victory over North Carolina Thursday night in the Carolinas Challenge.

Trailing for most of the fourth quarter, Auburn hit their final four shots of the half and forced the extra period when McKay found Robyn Benton for a layup with 10 seconds to play to tie the score at 69-69. The Tigers (10-1) never trailed in overtime, getting nine points and a huge late steal from McKay to win their seventh in a row.

Auburn led by as many as 11 points in the third quarter, but the Tar Heels (8-5) chipped away, including a 7-0 run to end the quarter, to bring the deficit down to one point headed to the fourth. UNC took its first lead of the half with 5:26 to play in the 3rd quarter to tie it 56-54.

Auburn never led again in regulation, but after a missed UNC free throw led to Benton's layup with 10 seconds left, the Tigers never trailed in overtime. UNC threatened late, hitting a pair of 3-pointers in the final minute, but McKay sank five free throws over the final 44 seconds to salt away the win.

Thompson had 18 rebounds to go along with her 21 points, picking up her sixth double-double of the season. Crystal Primm - the Duke transfer playing against her former team's archrival - scored a career-high 18 points on 9-of-12 shooting while adding six rebounds and four steals.

Senior Erica Sanders also scored her first two points of the season on a pair of free throws in overtime. She missed the first nine games with an injury but made her presence felt on the defensive end in this game with three rebounds in 11 minutes of action.

Auburn saw its trademark high-intensity defense pay dividends as the Tigers turned 27 North Carolina turnovers into 38 points. None was bigger than a steal by McKay with 47 seconds left that turned into a fast-break layup, plus a foul, to give the Tigers an 80-75 lead.

Game 12: Dec. 22, 2018

Auburn 96, Elon 44

Schar Center Elon, N.C.

Official Basketball Box Score -- Game Totals -- Final Statistics
Auburn vs Elon
 12/22/18 2 p.m. at Elon, N.C.

| Auburn 96 • 11-1 | | Total | |
|------------------|--|-------|--|
|------------------|--|-------|--|

Game 13: Dec. 29, 2018
Auburn 83, Alabama State 50
Auburn Arena
Auburn, Ala.

Official Basketball Box Score -- Game Totals -- Final Statistics
Alabama State vs Auburn
12/29/18 12:00 pm at Auburn Arena -- Auburn, Ala.

Alabama State 50 • 1-10

| ## | Player | Total | 3-Ptr | Rebounds | | | PF | TP | A | T | Blk | Stl | Min |
|----|-------------------|-------|-------|----------|-----|-------|----|----|----|---|-----|-----|-----|
| FG | FGA | FT | FTA | Off | Def | Total | | | | | | | |
| 00 | Emmanuel, Ayana | 2-5 | 2-3 | 4-4 | 0 | 2 | 2 | 10 | 2 | 4 | 0 | 1 | 20 |
| 05 | Nelson, Aliyah | 0-4 | 0-0 | 0-0 | 2 | 0 | 2 | 3 | 0 | 0 | 0 | 0 | 16 |
| 21 | Ward, Shmya | 5-12 | 0-0 | 2-3 | 3 | 7 | 10 | 12 | 0 | 5 | 0 | 0 | 31 |
| 02 | Smith, Amani | 0-0 | 0-0 | 0-0 | 0 | 0 | 0 | 2 | 0 | 0 | 4 | 0 | 8 |
| 01 | Crawford, Jayla | 1-6 | 1-3 | 3-4 | 1 | 2 | 3 | 6 | 1 | 2 | 0 | 0 | 16 |
| 03 | Rudolph, Tyeisha | 1-4 | 0-1 | 0-0 | 0 | 5 | 5 | 1 | 2 | 0 | 2 | 0 | 15 |
| 10 | Lee, Courtney | 1-3 | 0-2 | 0-0 | 0 | 1 | 1 | 4 | 2 | 2 | 0 | 1 | 23 |
| 15 | Berry, Kaeani | 1-3 | 0-0 | 2-2 | 0 | 0 | 2 | 4 | 0 | 0 | 0 | 0 | 7 |
| 22 | Aikerson, Taylor | 2-4 | 1-3 | 3-3 | 0 | 2 | 2 | 1 | 8 | 1 | 2 | 0 | 15 |
| 23 | Gibson, Areleatha | 1-3 | 1-2 | 2-2 | 0 | 0 | 0 | 3 | 5 | 1 | 0 | 0 | 18 |
| 35 | Clark, Zomona | 0-1 | 0-0 | 1-2 | 2 | 3 | 5 | 4 | 1 | 1 | 0 | 0 | 20 |
| 54 | Chapman, Tatyana | 0-2 | 0-0 | 0-0 | 1 | 1 | 2 | 0 | 0 | 0 | 1 | 1 | 11 |
| | Team | | | | 3 | 3 | 6 | | | | | | |
| | Totals | 14-47 | 5-14 | 17-20 | 12 | 26 | 38 | 28 | 50 | 9 | 24 | 1 | 200 |

1st FG: 3-15 20.0% 2nd: 4-10 40.0% 3rd: 3-7 42.9% 4th: 7-15 46.7% Game: 14-47 29.8% Deadball
 3FG: 1-3 33.3% 2-6 33.3% 0-2 0.0% 2-3 66.7% 5-14 35.7% 5-14 35.7% Rebounds
 FT: 0-0 0.0% 5-5 100.0% 7-10 70.0% 8-8 100.0% 17-20 85.0%

Auburn 83 • 12-1

| ## | Player | Total | 3-Ptr | Rebounds | | | PF | TP | A | T | Blk | Stl | Min |
|----|------------------|-------|-------|----------|-----|-------|----|----|----|----|-----|-----|-----|
| FG | FGA | FT | FTA | Off | Def | Total | | | | | | | |
| 20 | Unique Thompson | 2-3 | 0-0 | 2-2 | 4 | 4 | 8 | 2 | 6 | 2 | 1 | 3 | 30 |
| 00 | Daisa Alexander | 3-9 | 2-5 | 1-3 | 0 | 1 | 1 | 0 | 9 | 0 | 0 | 1 | 19 |
| 09 | Emari Jones | 0-1 | 0-1 | 0-0 | 1 | 0 | 1 | 0 | 0 | 0 | 0 | 0 | 2 |
| 23 | Crystal Primm | 3-4 | 0-0 | 6-8 | 2 | 2 | 4 | 1 | 12 | 2 | 0 | 3 | 24 |
| 33 | Janiah McKay | 0-6 | 0-0 | 7-7 | 0 | 1 | 1 | 2 | 7 | 3 | 0 | 0 | 18 |
| 01 | Robyn Benton | 3-10 | 2-7 | 3-4 | 1 | 1 | 2 | 1 | 11 | 0 | 0 | 0 | 22 |
| 02 | Brooke Moore | 6-15 | 5-13 | 6-6 | 0 | 1 | 1 | 23 | 2 | 0 | 0 | 1 | 23 |
| 03 | Erica Sanders | 0-0 | 0-0 | 0-0 | 4 | 2 | 6 | 1 | 0 | 1 | 0 | 0 | 11 |
| 04 | Abigayle Jackson | 0-1 | 0-0 | 1-1 | 1 | 1 | 2 | 0 | 0 | 0 | 0 | 0 | 2 |
| 10 | Kiyae' White | 1-4 | 0-0 | 2-3 | 3 | 1 | 4 | 2 | 4 | 0 | 0 | 0 | 11 |
| 24 | Erin Howard | 2-13 | 1-9 | 0-0 | 2 | 5 | 7 | 3 | 5 | 2 | 1 | 2 | 29 |
| 25 | Natalie Kelly | 0-0 | 0-0 | 1-2 | 0 | 3 | 3 | 1 | 1 | 0 | 1 | 0 | 8 |
| | Team | | | | 0 | 1 | 1 | | | | | | |
| | Totals | 22-70 | 10-35 | 29-36 | 21 | 21 | 42 | 18 | 83 | 12 | 6 | 9 | 170 |

1st FG: 3-15 20.0% 2nd: 7-17 41.2% 3rd: 6-21 28.6% 4th: 6-17 35.3% Game: 22-70 31.4% Deadball
 3FG: 1-4 25.0% 2-6 33.3% 3-8 37.5% 3-8 37.5% 10-35 28.6% 10-35 28.6% Rebounds
 FT: 0-0 0.0% 7-8 87.5% 9-9 100.0% 9-11 81.8% 20-26 76.9% 20-26 76.9%

Officials: Tina Napier, Carla Fountain, Frank Steratore
 Technical fouls: Alabama State-Clark, Zomona. Auburn-None.
 Attendance: 1868

| Score by periods | 1st | 2nd | 3rd | 4th | Total |
|------------------|-----|-----|-----|-----|-------|
| Alabama State | 5 | 15 | 9 | 21 | 50 |
| Auburn | 13 | 24 | 22 | 24 | 83 |

Last FG - ALST 4th-00:30, AU 4th-01:14.
 Largest lead - ALST None, AU by 37 4th-01:14.
 ALST led for 00:00, AU led for 37:53. Game was tied for 01:53.

AUBURN -- Freshman Brooke Moore scored a career-high 23 points, and the Auburn women's basketball team pulled away early and cruised to an 83-50 victory over Alabama State to close out non-conference play Saturday at Auburn Arena.

The Tigers (12-1), who entered Saturday's game at No. 20 in the latest NCAA RPI with a pair of top-50 wins, will enter SEC play on a nine-game winning streak, their longest since 2012-13. Auburn also finished off a perfect month of December for the second straight season.

Despite shooting a season-low 31.4 percent from the field, the Tigers hit 10 3-pointers and found other ways to score, going 29-of-36 (80.6%) at the free-throw line. It marked the most free throws made in a game by Auburn since 2008.

Moore's 23 points – the most by an Auburn player this season – came on five 3-point field goals, one two-pointer and six free throws. Crystal Primm added 12 points, and Robyn Benton scored 11 off the bench. Unique Thompson pulled down a team-leading eight rebounds despite playing just 20 minutes. Freshman Erin Howard tied a career-high with seven rebounds for the second straight game.

Auburn scored 34 points off 24 Alabama State turnovers and got 49 points from the bench, which played its most minutes of the season. The Tigers out-rebounded ASU 42-38 and had 17 steals – three apiece from Thompson, Primm and Erica Sanders.

For the second straight game, Auburn never trailed. The Tigers jumped out to a quick 8-0 lead and led 13-5 at the end of one quarter. That turned into a 37-20 halftime lead after a half-court heave from Moore beat the buzzer.

Auburn would outscore the Hornets 22-9 in the third quarter to take a 59-29 lead to the final period. The Tigers would then empty the bench in the fourth, getting double-digit minutes from six of seven bench players.

Game 14: Jan. 3, 2019
#10 Tennessee 78, Auburn 69
Auburn Arena
Auburn, Ala.

Official Basketball Box Score -- Game Totals -- Final Statistics
Tennessee vs Auburn
01/03/19 6:00 p.m. at Auburn Arena -- Auburn, Ala.

Tennessee 78 • 12-1, 1-0 SEC

| ## | Player | Total | 3-Ptr | Rebounds | | | PF | TP | A | T | Blk | Stl | Min |
|----|----------------------|-------|-------|----------|-----|-------|----|----|----|----|-----|-----|-----|
| FG | FGA | FT | FTA | Off | Def | Total | | | | | | | |
| 10 | Jackson, Meme | 8-13 | 5-8 | 6-6 | 1 | 2 | 3 | 2 | 27 | 1 | 5 | 0 | 39 |
| 15 | Green, Chendene | 4-7 | 0-0 | 0-0 | 1 | 3 | 4 | 4 | 8 | 1 | 2 | 0 | 31 |
| 09 | Davis, Rennie | 8-11 | 1-1 | 6-7 | 3 | 11 | 14 | 2 | 23 | 3 | 6 | 1 | 37 |
| 02 | Westbrook, Evina | 2-7 | 1-3 | 2-3 | 0 | 2 | 2 | 1 | 7 | 6 | 2 | 0 | 13 |
| 14 | Green, Zsaz | 4-7 | 2-2 | 2-2 | 3 | 5 | 8 | 3 | 10 | 7 | 3 | 1 | 36 |
| 04 | Collins, Mimi | 0-0 | 0-0 | 0-0 | 0 | 0 | 0 | 0 | 0 | 0 | 0 | 0 | 3 |
| 11 | Kushkhuah, Kasiyahna | 0-0 | 0-0 | 0-3 | 1 | 2 | 3 | 2 | 0 | 2 | 1 | 1 | 15 |
| 12 | Burrell, Rae | 0-0 | 0-0 | 0-0 | 0 | 0 | 0 | 0 | 0 | 0 | 0 | 0 | 2 |
| 13 | Massengill, Jazmine | 1-5 | 0-1 | 1-2 | 1 | 1 | 2 | 2 | 3 | 0 | 2 | 0 | 20 |
| | Team | | | | 1 | 6 | 7 | | | | | | |
| | Totals | 27-50 | 7-15 | 17-23 | 11 | 32 | 43 | 18 | 78 | 18 | 23 | 4 | 200 |

1st FG: 7-14 50.0% 2nd: 5-11 45.5% 3rd: 9-14 64.3% 4th: 6-11 54.5% Game: 27-50 54.0% Deadball
 3FG: 1-5 20.0% 1-4 25.0% 2-7 28.6% 6-11 54.5% 7-15 46.7% Rebounds
 FT: 3-5 60.0% 5-5 100.0% 2-2 100.0% 6-11 54.5% 17-23 73.9% 4-11

Auburn 69 • 12-2, 0-1 SEC

| ## | Player | Total | 3-Ptr | Rebounds | | | PF | TP | A | T | Blk | Stl | Min |
|----|-------------------|-------|-------|----------|-----|-------|----|----|----|----|-----|-----|-----|
| FG | FGA | FT | FTA | Off | Def | Total | | | | | | | |
| 20 | Thompson, Unique | 8-15 | 0-0 | 3-4 | 7 | 5 | 12 | 2 | 19 | 2 | 1 | 2 | 36 |
| 24 | Howard, Erin | 4-8 | 3-7 | 0-0 | 3 | 1 | 4 | 3 | 11 | 0 | 0 | 1 | 33 |
| 00 | Alexander, Daisa | 4-7 | 2-8 | 3-4 | 0 | 2 | 2 | 4 | 13 | 3 | 0 | 3 | 33 |
| 23 | Primm, Crystal | 6-10 | 0-0 | 4-6 | 3 | 2 | 5 | 4 | 16 | 2 | 2 | 0 | 31 |
| 33 | McKay, Janiah | 2-11 | 1-3 | 5-6 | 0 | 1 | 1 | 2 | 10 | 2 | 3 | 0 | 30 |
| 01 | Benton, Robyn | 0-3 | 0-1 | 0-0 | 0 | 0 | 0 | 0 | 0 | 0 | 0 | 0 | 8 |
| 02 | Moore, Brooke | 0-4 | 0-3 | 0-0 | 0 | 1 | 1 | 0 | 0 | 0 | 0 | 0 | 11 |
| 03 | Sanders, Erica | 2-7 | 1-3 | 5-6 | 1 | 1 | 2 | 3 | 0 | 1 | 0 | 0 | 14 |
| 04 | Jackson, Abigayle | 1-1 | 0-0 | 0-0 | 0 | 1 | 1 | 0 | 0 | 1 | 1 | 0 | 4 |
| | Team | | | | 1 | 0 | 1 | | | | | | |
| | Totals | 24-70 | 6-22 | 15-20 | 16 | 13 | 29 | 18 | 69 | 10 | 11 | 2 | 90 |

1st FG: 7-17 41.2% 2nd: 5-9 55.6% 3rd: 4-14 28.6% 4th: 8-20 40.0% Game: 24-70 34.3% Deadball
 3FG: 3-4 75.0% 1-4 25.0% 5-6 83.3% 0-0 0.0% 15-20 75.0% 15-20 75.0% Rebounds
 FT: 3-4 75.0% 6-8 75.0% 5-6 83.3% 10-10 100.0%

Officials: Scott Yarbrough, Angelica Siffers, Julie Krommenhoek
 Technical fouls: Tennessee-None, Auburn-None.
 Attendance: 2204

| Score by periods | 1st | 2nd | 3rd | 4th | Total |
|------------------|-----|-----|-----|-----|-------|
| Tennessee | 17 | 19 | 23 | 20 | 79 |
| Auburn | 18 | 17 | 15 | 19 | 69 |

Last FG - UT 4th-00:33, AU 4th-01:01.
 Largest lead - UT by 9 4th-00:09, AU by 3 1st-09:14.
 UT led for 27:36, AU led for 06:23. Game was tied for 06:01.

AUBURN -- Auburn sophomore Unique Thompson picked up her seventh double-double of the season, but the Tigers came up short in a 78-69 loss to No. 10 Tennessee Thursday night in the SEC opener for both teams at Auburn Arena.

The Tigers (12-2, 0-1 SEC) had trouble getting shots to fall, despite having 20 more attempts from the floor than the Lady Vols (12-1, 1-0). Meanwhile, Tennessee shot 54 percent from the field and pulled away late to secure the win.

Thompson finished with 19 points and 12 rebounds along with two assists, two steals and a block in 36 minutes of action. All five Auburn starters scored in double figures. Crystal Primm had 16 points, Daisa Alexander added 13, and Janiah McKay had 10.

Freshman Erin Howard, making her first career start in place of injured senior Emari Jones, scored a career-high 11 points, including three 3-pointers, to go along with four rebounds.

Auburn forced Tennessee into 23 turnovers but was only able to convert those into 20 points. Neither bench was effective – Auburn's bench was held scoreless while the Lady Vols got just three points from their reserves. The Lady Vols also outrebounded Auburn 43-29.

Tennessee went on a 9-3 run over the last four minutes of the third quarter to take a 58-50 lead into the fourth. But Auburn answered quickly with back-to-back 3-pointers from Howard in less than a minute to cut the lead to two and force a quick UT timeout. The Lady Vols would push their lead back to five points, but a 6-0 run with a pair of baskets from Primm gave Auburn a 62-61 lead with 5:41 to play. From there, though, Tennessee would never trail again, going on a 9-2 run over the next three minutes.

Auburn shot 34.3 percent from the field, the second-lowest percentage of the season, while Tennessee hit 54 percent of its shots, including a 7-for-15 (46.7%) clip from 3-point range.

Tennessee's Meme Jackson led all scorers with 27 points, including a 5-for-8 night from beyond the 3-point arc. Rennie Davis added 23 points and 14 rebounds.

Game 15: Jan. 6, 2019
Auburn 64, Florida 56
Stephen C. O'Connell Center
Gainesville, Fla.

Official Basketball Box Score -- Game Totals -- Final Statistics
Auburn vs Florida
1/6/2019 1 p.m. at Exactech Arena at O'Connell Center

Auburn 64 • 13-2, 1-1

| ## | Player | Total | 3-Ptr | Rebounds | | | PF | TP | A | T | Blk | Stl | Min |
|----|------------------|-------|-------|----------|-----|-------|----|----|----|---|-----|-----|-----|
| FG | FGA | FT | FTA | Off | Def | Total | | | | | | | |
| 00 | Daisa Alexander | 8-15 | 3-7 | 3-5 | 0 | 2 | 2 | 22 | 0 | 2 | 0 | 5 | 35 |
| 20 | Unique Thompson | 4-6 | 0-0 | 0-0 | 3 | 6 | 9 | 2 | 8 | 1 | 5 | 0 | 31 |
| 24 | Erin Howard | 1-3 | 1-3 | 0-0 | 0 | 5 | 5 | 1 | 3 | 2 | 0 | 1 | 31 |
| 23 | Crystal Primm | 3-8 | 0-0 | 3-4 | 1 | 6 | 7 | 4 | 9 | 0 | 3 | 0 | 33 |
| 33 | Janiah McKay | 6-11 | 1-1 | 4-5 | 1 | 5 | 6 | 2 | 16 | 6 | 3 | 0 | 30 |
| 01 | Robyn Benton | 0-0 | 0-0 | 0-0 | 0 | 0 | 0 | 0 | 2 | 0 | 0 | 0 | 4 |
| 02 | Brooke Moore | 2-9 | 2-7 | 0-0 | 1 | 1 | 2 | 0 | 6 | 0 | 0 | 0 | 17 |
| 03 | Erica Sanders | 0-1 | 0-0 | 0-0 | 0 | 1 | 1 | 0 | 0 | 0 | 0 | 0 | 14 |
| 04 | Abigayle Jackson | 0-1 | 0-0 | 0-0 | 0 | 0 | 0 | 0 | 3 | 0 | 0 | 0 | 4 |
| 10 | Kiyae' White | 0-0 | 0-0 | 0-0 | 0 | 0 | 0 | 0 | 2 | 0 | 0 | 0 | 1 |
| | Team | | | | 0 | 0 | 0 | | | | | | |
| | Totals | 24-54 | 6-18 | 10-14 | 7 | 27 | 34 | 19 | 64 | 9 | 15 | 1 | 111 |

1st FG: 6-13 46.2% 2nd: 3-14 21.4% 3rd: 10-16 62.5% 4th: 5-11 45.5% Game: 24-54 44.4% Deadball
 3FG: 1-8 12.5% 2-7 28.6% 3-4 75.0% 6-7 85.7% 6-18 33.3% Rebounds
 FT: 3-5 60.0% 0-0 0.0% 0-0 0.0% 7-27 25.9% 10-14 71.4% 2

Florida 56 • 4-11, 0-2

| ## | Player | Total | 3-Ptr | Rebounds | | | PF | TP | A | T | Blk | Stl | Min |
|----|-----------------|-------|-------|----------|-----|-------|----|----|---|---|-----|-----|-----|
| FG | FGA | FT | FTA | Off | Def | Total | | | | | | | |
| 14 | Moore, Kristina | 2-3 | 1-1 | 1-2 | 2 | 0 | 2 | 0 | 6 | 0 | 3 | 0 | 16 |
| 44 | Robinson, Paige | 0-0 | 0-0 | 0-0 | 1 | 2 | 3 | 0 | 0 | 1 | 0</ | | |

2018-19 Auburn Women's Basketball
Auburn Combined Team Statistics (as of Jan 06, 2019)
All games

| RECORD: | OVERALL | HOME | AWAY | NEUTRAL |
|----------------|----------------|-------------|-------------|----------------|
| ALL GAMES | 13-2 | 6-1 | 5-1 | 2-0 |
| CONFERENCE | 1-1 | 0-1 | 1-0 | 0-0 |
| NON-CONFERENCE | 12-1 | 6-0 | 4-1 | 2-0 |

| ## | Player | gp-gs | min | avg | Total | | 3-Point | | F-Throw | | Rebounds | | | | pf | dq | a | to | blk | stl | pts | avg | | |
|----------------|------------------|-------|------|------|---------|------|---------|------|---------|-------|----------|-----|-----|------|-----|----|-----|-----|-----|-----|------|------|--|--|
| | | | | | fg-fga | fg% | 3fg-fga | 3fg% | ft-fa | ft% | off | def | tot | avg | | | | | | | | | | |
| 33 | Janiah McKay | 15-15 | 451 | 30.1 | 71-163 | .436 | 11-35 | .314 | 67-81 | .827 | 8 | 32 | 40 | 2.7 | 32 | 0 | 71 | 39 | 2 | 37 | 220 | 14.7 | | |
| 20 | Unique Thompson | 15-15 | 439 | 29.3 | 81-141 | .574 | 0-0 | .000 | 37-59 | .627 | 64 | 102 | 166 | 11.1 | 34 | 1 | 19 | 34 | 15 | 30 | 199 | 13.3 | | |
| 00 | Daisa Alexander | 15-15 | 410 | 27.3 | 66-164 | .402 | 23-67 | .343 | 22-32 | .688 | 12 | 37 | 49 | 3.3 | 25 | 0 | 33 | 32 | 1 | 36 | 177 | 11.8 | | |
| 23 | Crystal Primm | 15-15 | 403 | 26.9 | 65-117 | .556 | 0-4 | .000 | 46-58 | .793 | 30 | 33 | 63 | 4.2 | 39 | 1 | 19 | 35 | 4 | 27 | 176 | 11.7 | | |
| 05 | Emari Jones | 13-13 | 384 | 29.5 | 46-118 | .390 | 26-74 | .351 | 10-12 | .833 | 26 | 33 | 59 | 4.5 | 23 | 0 | 20 | 27 | 3 | 17 | 128 | 9.8 | | |
| 02 | Brooke Moore | 9-0 | 127 | 14.1 | 24-73 | .329 | 19-57 | .333 | 6-6 | 1.000 | 3 | 12 | 15 | 1.7 | 4 | 0 | 9 | 4 | 0 | 2 | 73 | 8.1 | | |
| 01 | Robyn Benton | 15-0 | 253 | 16.9 | 38-91 | .418 | 22-49 | .449 | 9-14 | .643 | 8 | 10 | 18 | 1.2 | 23 | 0 | 13 | 8 | 2 | 16 | 107 | 7.1 | | |
| 24 | Erin Howard | 14-2 | 241 | 17.2 | 19-60 | .317 | 11-43 | .256 | 2-2 | 1.000 | 12 | 26 | 38 | 2.7 | 21 | 0 | 15 | 7 | 9 | 10 | 51 | 3.6 | | |
| 04 | Abigayle Jackson | 15-0 | 124 | 8.3 | 17-33 | .515 | 1-3 | .333 | 4-4 | 1.000 | 12 | 19 | 31 | 2.1 | 33 | 1 | 4 | 9 | 10 | 3 | 39 | 2.6 | | |
| 10 | Kiyae' White | 13-0 | 95 | 7.3 | 9-25 | .360 | 0-0 | .000 | 4-6 | .667 | 14 | 10 | 24 | 1.8 | 15 | 0 | 6 | 5 | 0 | 2 | 22 | 1.7 | | |
| 35 | Natalie Kelly | 9-0 | 45 | 5.0 | 1-4 | .250 | 0-0 | .000 | 3-8 | .375 | 6 | 3 | 9 | 1.0 | 3 | 0 | 0 | 8 | 2 | 1 | 5 | 0.6 | | |
| 03 | Erica Sanders | 5-0 | 53 | 10.6 | 0-2 | .000 | 0-0 | .000 | 2-2 | 1.000 | 6 | 6 | 12 | 2.4 | 9 | 0 | 2 | 2 | 0 | 4 | 2 | 0.4 | | |
| Team | | | | | | | | | | | 19 | 32 | 51 | | | | | | | | | | | |
| Total..... | | 15 | 3025 | | 437-991 | .441 | 113-332 | .340 | 212-284 | .746 | 220 | 355 | 575 | 38.3 | 261 | 3 | 211 | 211 | 48 | 185 | 1199 | 79.9 | | |
| Opponents..... | | 15 | 3025 | | 329-837 | .393 | 117-349 | .335 | 174-245 | .710 | 175 | 350 | 525 | 35.0 | 262 | - | 204 | 327 | 23 | 117 | 949 | 63.3 | | |

| TEAM STATISTICS | AU | OPP | Date | Opponent | Score | Att. |
|------------------------|-----------|------------|---------------------|---------------------|--------------|-------------|
| SCORING | 1199 | 949 | 11/06/18 | GRAMBLING STATE | w 97-48 | 1657 |
| Points per game | 79.9 | 63.3 | ^ 11/09/18 | NICHOLLS | w 80-59 | 2316 |
| Scoring margin | +16.7 | - | ^ 11/11/18 | at New Mexico | w 79-76 | 4419 |
| FIELD GOALS-ATT | 437-991 | 329-837 | ^ 11/13/18 | at Iowa State | L 64-67 | 9274 |
| Field goal pct | .441 | .393 | 11/25/18 | LOUISIANA | w 71-59 | 1488 |
| 3 POINT FG-ATT | 113-332 | 117-349 | 11/28/18 | at Xavier (N.O.) | w 77-58 | 201 |
| 3-point FG pct | .340 | .335 | 12/02/18 | OKLAHOMA | w 95-79 | 1877 |
| 3-pt FG made per game | 7.5 | 7.8 | 12/06/18 | at Saint Joseph's | w 81-70 | 443 |
| FREE THROWS-ATT | 212-284 | 174-245 | 12/16/18 | SAMFORD | w 73-46 | 1675 |
| Free throw pct | .746 | .710 | 12-18-18 | vs Coastal Carolina | w 84-78 | 0 |
| F-Throws made per game | 14.1 | 11.6 | 12-20-18 | vs North Carolina | wot 86-81 | 0 |
| REBOUNDS | 575 | 525 | 12/22/18 | at Elon | w 96-44 | 368 |
| Rebounds per game | 38.3 | 35.0 | 12/29/18 | ALABAMA STATE | w 83-50 | 1868 |
| Rebounding margin | +3.3 | - | * 01/03/19 | TENNESSEE | L 69-78 | 2204 |
| ASSISTS | 211 | 204 | * 1/6/2019 | at Florida | w 64-56 | 2109 |
| Assists per game | 14.1 | 13.6 | | | | |
| TURNOVERS | 211 | 327 | * = Conference game | | | |
| Turnovers per game | 14.1 | 21.8 | ^ = Preseason WNIT | | | |
| Turnover margin | +7.7 | - | | | | |
| Assist/turnover ratio | 1.0 | 0.6 | | | | |
| STEALS | 185 | 117 | | | | |
| Steals per game | 12.3 | 7.8 | | | | |
| BLOCKS | 48 | 23 | | | | |
| Blocks per game | 3.2 | 1.5 | | | | |
| ATTENDANCE | 13085 | 16814 | | | | |
| Home games-Avg/Game | 7-1869 | 6-2802 | | | | |
| Neutral site-Avg/Game | - | 2-0 | | | | |

| Score by Periods | 1st | 2nd | 3rd | 4th | OT | Totals |
|-------------------------|------------|------------|------------|------------|-----------|---------------|
| Auburn | 298 | 272 | 284 | 328 | 17 | 1199 |
| Opponents | 218 | 196 | 255 | 268 | 12 | 949 |

**2018-19 Auburn Women's Basketball
Auburn Combined Team Statistics (as of Jan 06, 2019)
Conference games only**

| RECORD: | OVERALL | HOME | AWAY | NEUTRAL |
|----------------|----------------|-------------|-------------|----------------|
| ALL GAMES | 1-1 | 0-1 | 1-0 | 0-0 |
| CONFERENCE | 1-1 | 0-1 | 1-0 | 0-0 |
| NON-CONFERENCE | 0-0 | 0-0 | 0-0 | 0-0 |

| # | Player | gp-gs | min | avg | Total | | 3-Point | | F-Throw | | Rebounds | | | | pf | dq | a | to | blk | stl | pts | avg |
|----------------|------------------|-------|-----|------|--------|------|---------|------|---------|------|----------|-----|-----|------|----|----|----|----|-----|-----|-----|------|
| | | | | | fg-fga | fg% | 3fg-fga | 3fg% | ft-fa | ft% | off | def | tot | avg | | | | | | | | |
| 00 | Daisa Alexander | 2-2 | 68 | 34.0 | 12-32 | .375 | 5-15 | .333 | 6-9 | .667 | 0 | 4 | 4 | 2.0 | 6 | 0 | 3 | 5 | 0 | 8 | 35 | 17.5 |
| 20 | Unique Thompson | 2-2 | 67 | 33.5 | 12-21 | .571 | 0-0 | .000 | 3-4 | .750 | 10 | 11 | 21 | 10.5 | 4 | 0 | 3 | 6 | 1 | 4 | 27 | 13.5 |
| 33 | Janiah McKay | 2-2 | 60 | 30.0 | 8-22 | .364 | 1-4 | .250 | 9-11 | .818 | 2 | 5 | 7 | 3.5 | 4 | 0 | 8 | 6 | 0 | 5 | 26 | 13.0 |
| 23 | Crystal Primm | 2-2 | 64 | 32.0 | 9-18 | .500 | 0-0 | .000 | 7-10 | .700 | 4 | 8 | 12 | 6.0 | 8 | 0 | 2 | 5 | 0 | 1 | 25 | 12.5 |
| 24 | Erin Howard | 2-2 | 64 | 32.0 | 5-11 | .455 | 4-10 | .400 | 0-0 | .000 | 3 | 6 | 9 | 4.5 | 4 | 0 | 2 | 0 | 1 | 1 | 14 | 7.0 |
| 02 | Brooke Moore | 2-0 | 28 | 14.0 | 2-13 | .154 | 2-10 | .200 | 0-0 | .000 | 1 | 2 | 3 | 1.5 | 0 | 0 | 0 | 0 | 0 | 0 | 6 | 3.0 |
| 01 | Robyn Benton | 2-0 | 12 | 6.0 | 0-3 | .000 | 0-1 | .000 | 0-0 | .000 | 0 | 0 | 0 | 0.0 | 2 | 0 | 0 | 2 | 0 | 0 | 0 | 0.0 |
| 04 | Abigayle Jackson | 2-0 | 8 | 4.0 | 0-2 | .000 | 0-0 | .000 | 0-0 | .000 | 0 | 1 | 1 | 0.5 | 3 | 0 | 0 | 2 | 1 | 0 | 0 | 0.0 |
| 03 | Erica Sanders | 2-0 | 28 | 14.0 | 0-2 | .000 | 0-0 | .000 | 0-0 | .000 | 1 | 2 | 3 | 1.5 | 4 | 0 | 1 | 0 | 0 | 1 | 0 | 0.0 |
| 10 | Kiyae' White | 1-0 | 1 | 1.0 | 0-0 | .000 | 0-0 | .000 | 0-0 | .000 | 0 | 0 | 0 | 0.0 | 2 | 0 | 0 | 0 | 0 | 0 | 0 | 0.0 |
| Team | | | | | | | | | | | 2 | 1 | 3 | | | | | | | | | |
| Total..... | | 2 | 400 | | 48-124 | .387 | 12-40 | .300 | 25-34 | .735 | 23 | 40 | 63 | 31.5 | 37 | 0 | 19 | 26 | 3 | 20 | 133 | 66.5 |
| Opponents..... | | 2 | 400 | | 45-102 | .441 | 18-46 | .391 | 26-35 | .743 | 19 | 56 | 75 | 37.5 | 31 | - | 30 | 43 | 5 | 16 | 134 | 67.0 |

TEAM STATISTICS

| | AU | OPP |
|------------------------|-----------|------------|
| SCORING | 133 | 134 |
| Points per game | 66.5 | 67.0 |
| Scoring margin | -0.5 | - |
| FIELD GOALS-ATT | 48-124 | 45-102 |
| Field goal pct | .387 | .441 |
| 3 POINT FG-ATT | 12-40 | 18-46 |
| 3-point FG pct | .300 | .391 |
| 3-pt FG made per game | 6.0 | 9.0 |
| FREE THROWS-ATT | 25-34 | 26-35 |
| Free throw pct | .735 | .743 |
| F-Throws made per game | 12.5 | 13.0 |
| REBOUNDS | 63 | 75 |
| Rebounds per game | 31.5 | 37.5 |
| Rebounding margin | -6.0 | - |
| ASSISTS | 19 | 30 |
| Assists per game | 9.5 | 15.0 |
| TURNOVERS | 26 | 43 |
| Turnovers per game | 13.0 | 21.5 |
| Turnover margin | +8.5 | - |
| Assist/turnover ratio | 0.7 | 0.7 |
| STEALS | 20 | 16 |
| Steals per game | 10.0 | 8.0 |
| BLOCKS | 3 | 5 |
| Blocks per game | 1.5 | 2.5 |
| ATTENDANCE | 2204 | 2109 |
| Home games-Avg/Game | 1-2204 | 1-2109 |
| Neutral site-Avg/Game | - | 0-0 |

| Date | Opponent | Score | Att. |
|-------------|-----------------|--------------|-------------|
| * 01/03/19 | TENNESSEE | L 69-78 | 2204 |
| * 1/6/2019 | at Florida | W 64-56 | 2109 |

* = Conference game

^ = Preseason WNIT

| Score by Periods | 1st | 2nd | 3rd | 4th | Totals |
|-------------------------|------------|------------|------------|------------|---------------|
| Auburn | 34 | 26 | 38 | 35 | 133 |
| Opponents | 34 | 32 | 36 | 32 | 134 |



Daisa Alexander
Junior • G • 5-8
Decatur, Ga.
Southwest DeKalb HS



Robyn Benton
Freshman • G • 5-9
Conyers, Ga.
Greater Atlanta Christian School



Brooke Moore
Freshman • G • 5-7
McDonough, Ga.
Henry County HS



Erica Sanders
Senior • G • 5-10
San Antonio, Texas
Johnson HS




Abigayle Jackson
Sophomore • F • 6-3
Little Rock, Ark.
Little Rock Central HS



Emari Jones
Senior • G • 6-2
Chicago, Ill.
Shawnee CC



Kiyae' White
RS Freshman • F • 6-2
Macungie, Pa.
Emmaus HS



Unique Thompson
Sophomore • F • 6-3
Theodore, Ala.
Faith Academy



Crystal Primm
RS Junior • G • 5-11
West Palm Beach, Fla.
Duke



Erin Howard
Freshman • F/G • 6-1
Madison, Wis.
Madison East HS



Janiah McKay
Senior • G • 5-6
Gainesville, Fla.
Gainesville HS




Natalie Kelly
Freshman • F • 6-3
Albany, La.
Albany HS



Terri Williams-FLOURNOY
Head Coach
Penn State (1991)
Seventh Season



Ty Evans
Associate Head Coach
Wisconsin-Whitewater (1995)
Seventh Season



Adrian Walters
Assistant Coach
St. Francis (Pa.) (1987)
Seventh Season



Clarisse Garcia
Assistant Coach
Villanova (2007)
Third Season