

# 2016-17 WOMEN'S BASKETBALL GAME NOTES



#OLEMISS  
#HOTTYTODDY  
#GOREBELS  
#RISEUP  
#ITSTIME  
#NOCEILINGS

Ole Miss Athletic Communications • 908 All American Drive • University, MS 38677 • 662-915-7522

**WBB CONTACT:** Jessica Poole • **OFFICE:** (662) 915-7896 • **CELL:** 662-816-3877 • **EMAIL:** jepoole1@olemiss.edu

## GAME 26: VS. AUBURN

OXFORD, MISS.

### 2016-17 SCHEDULE

DATE	RK	OPPONENT	TV	TIME/RESULT
N4		MISSISSIPPI COLLEGE+	SECN+	W, 90-43
N11		SOUTHEASTERN LA.	SECN+	W, 81-31
N13		LIPSCOMB	SECN+	W, 76-49
N17		JACKSONVILLE STATE	SECN+	W, 68-50
N20		HIGH POINT	SECN+	W, 73-62
N26		vs. Wisconsin@		W, 69-44
N27		at UNLV@	MWN	L, 64-57
D1		JACKSON STATE^	SECN+	W, 89-41
D4	RV/RV	at West Virginia	Nexstar	L, 66-61
D10		LA - MONROE	SECN+	W, 97-40
D14		OREGON	SECN+	W, 83-67
D17		VCU	SECN+	W, 77-57
D20		AUSTIN PEAY	SECN+	W, 66-38
D28		MISS. VALLEY STATE	SECN+	W, 67-30
J1		ARKANSAS*	SECN	W, 73-64
J5		at Alabama*	SEC+	L, 90-80
J8		at Auburn*	SEC	L, 83-60
J12	24/25	TENNESSEE*	SECN+	W, 67-62
J16	4/3	at Mississippi State*	SEC	L, 72-63
J19	6/6	at South Carolina	SEC	L, 65-46
J22		ALABAMA*	SEC+	L, 65-57
J26	RV/	at Kentucky	SECN+	L, 89-57
J29		GEORGIA*	SEC+	W, 69-62
F6		at Florida*	SEC	W, 85-75
F9		LSU*	SECN+	L, 62-51
F12	4/3	MISSISSIPPI STATE*	SEC	L, 66-44
F16		AUBURN*	SEC	8 PM
F19		at Vanderbilt*	SECN+	2 PM
F23	RV/	at Missouri*	SECN+	7 PM
F26	RV/RV	TEXAS A&M*	SEC	4 PM

\*SEC Game

+Exhibition game

@UNLV Thanksgiving Tournament (Las Vegas, Nevada)

^~14th annual School Kids Game

Rankings: AP/USA Today

TV Codes: SECN+ - SEC Network+ (WEB); SEC- SEC Network;  
Nexstar- Nexstar (WV Local TV), MWN - Mountain West Net (WEB)

All Times Central/Home Games in BOLD CAPS



### Ole Miss Rebels

(15-10, 4-8 SEC)

Head Coach: Matt Insell

Career: Fourth Season

at UM: 56-64/Career: 56-64

Date: Thursday, February 16

Time: 8:00 PM CT

Location: Oxford, Miss.

Arena: The Pavilion at Ole Miss (9,500)

Television: SEC Network

Courtney Lyle, Play-by-Play

Debbie Antonelli, Analyst

Radio: 105.1/105.5/93.7

Graham Doty, Play-by-Play

Brett Ball, Analyst

Live Audio: OleMissSports.com

Live Video: SEC Network+

Series Information: AU, leads 34-24

Last Meeting: AU, 83-60 (1/8/17)



### Auburn Tigers

(15-11, 5-7 SEC)

Head Coach: Terri Williams-Flournoy

Career: 12th Season

at AU: 66-59/Career: 209-163

## STARTING FIVE

**1** Ole Miss fell to No. 3 Mississippi State, 66-44, in a battle of rivals on Sunday afternoon. Erika Sisk led the way with 14 points for the Rebels while Taylor Manuel and Madinah Muhammad added 10 points each. Shandricka Sessom grabbed a team-best nine rebounds as Ole Miss dropped its second straight contest.






**2** With 10 points Madinah Muhammad posted her sixth straight game in double figures. Muhammad is averaging 15.3 points per game in the last six games and leads the Rebels in scoring with 13.1 points per game and 12.3 against SEC foes. Muhammad has increased her scoring by 6.6 ppg from a year ago.

**3** Oxford native Erika Sisk posted 14 points against Mississippi State. Her 14 points marked the first time Sisk has reached double figures in SEC play this season and is her first game in double figures since scoring 16 points against Austin Peay in non-conference action. Sisk is averaging 8.6 ppg.

**4** Shandricka Sessom was a rebound shy of her fifth game with double-digit rebounds with nine boards against Mississippi State. Sessom is averaging 6.0 rebounds per game and has recorded 5 or more boards in each of the last four games. Against SEC foes, Sessom is pulling down 7.1 rebounds per game.

**5** Thursday's game is the final game of a three-game home stretch for the Rebels. Ole Miss sports a 13-3 home record and posted a 12-game home win streak before a loss to Alabama on Jan. 22. Ole Miss is 3-3 in SEC contests at The Pavilion at Ole Miss this season.

## OLE MISS PROJECTED STARTERS (BASED ON PREVIOUS GAME)

	G • 5 • ERIKA SISK	PTS	REB	AST	S	FG%	FT%
	5-8   Sr.   Oxford, Miss.   Murray State	8.6	3.6	4.0	2.2	.438	.578
	F • 10 • CECILIA MUHATE	PTS	REB	AST	S	FG%	FT%
	6-2   So   Madrid, Spain   Auturo Sorio	1.5	2.2	0.2	0.2	.333	.643
	G • 20 • MADINAH MUHAMMAD	PTS	REB	AST	S	FG%	FT%
	5-10   So.   Chicago, Ill.   Whitney Young HS	13.1	2.5	1.8	1.9	.358	.831
	G • 23 • SHANDRICKA SESSOM	PTS	REB	AST	S	FG%	FT%
	5-10   Jr.   Byhalia, Miss.   Byhalia HS	12.1	6.0	2.1	1.1	.387	.657
	F/C • 42 • TAYLOR MANUEL	PTS	REB	AST	S	FG%	FT%
	6-4   Sr.   St. Louis, Mo.   Loyola Chicago	8.5	4.1	1.3	1.3	.452	.652

## FOLLOW THE REBELS ON SOCIAL MEDIA

OleMissHoops.com

Twitter.com/OleMissWBB

Twitter.com/OleMissNow

Facebook/OleMissWBB

OleMissSportsBlog.com

Instagram: OleMissWBB

Facebook.com/OleMissSports

## QUICK FACTS

<b>Name</b> .....	The University of Mississippi (Ole Miss)
<b>Nickname</b> .....	Rebels
<b>Location</b> .....	Oxford, Mississippi
<b>Founded</b> .....	November 6, 1848
<b>Enrollment</b> .....	24,250
<b>School Colors</b> .....	Cardinal Red and Navy Blue
<b>Mascot</b> .....	Rebel
<b>Chancellor</b> .....	Jeffrey S. Vitter
<b>Faculty Representative</b> .....	Dr. Ron Rychlak
<b>Athletics Director</b> .....	Ross Bjork
<b>Head Basketball Coach</b> .....	Matt Insell
<b>Conference</b> .....	Southeastern (SEC)
<b>Home Arena</b> .....	The Pavilion at Ole Miss
<b>Capacity</b> .....	9,500
<b>2015-16 Record</b> .....	10-20
<b>SEC Record/Finish</b> .....	2-14/14th
<b>Lettermen Returning/Lost</b> .....	8/3
<b>Starters Returning/Lost</b> .....	4/1
<b>Newcomers</b> .....	5

## MEDIA SERVICES

### CREDENTIALS

Please contact the Athletics Communications Office for game credentials. Requests for credentials should be emailed to [jepoole1@olemiss.edu](mailto:jepoole1@olemiss.edu) and will be limited to working members of the media. The media will-call table is located in the southwest corner of The Pavilion. From outside, it is the lower entrance off Hill Drive that is closest to the parking garage. For those parking inside the garage, media will-call is located on Level 1 of the parking garage (P1 on elevators). The media entrance will open two hours prior to tip off. Space problems on press row do occur because of lack of seating. As a result, priority will be given to media representatives that cover Ole Miss basketball on a regular basis. Credentials are non-transferable. Unauthorized use is strictly prohibited.

### INTERVIEW POLICY

All interview requests — coaches and players — MUST be coordinated through the Athletics Communications office. During the week, head coach Matt Insell and Rebel players will generally be available for interview after practice Monday-Friday unless arranged otherwise. Please email or text your player requests to Jessica Poole by 5 p.m. of the day prior to interviews. There will be no gameday player interviews until after the game. Head coach Matt Insell will be available on gameday (if requested) after the teams shootaround.

### PRACTICE POLICY

Ole Miss basketball practices are open to the media. Please contact Jessica Poole if you plan on attending practice, at least 24 hours before you plan to attend. The Ole Miss women's basketball schedule is subject to change, but practice is normally from 2 p.m.-4 p.m. at the Basketball Practice Facility. Please contact Jessica Poole with any questions.

### POSTGAME INTERVIEWS

Both team locker rooms are **CLOSED** to the media following the game, by facility policy. Coach Insell will address the media approximately 10 minutes after the game. Selected players will be brought into the interview room with the head coach. Visiting coach and player interviews will be coordinated through the visiting team's media relations contact.

## Ole Miss Rebels Roster

No.	Name	Cl.	Pos.	Ht.	Hometown/Previous School
1	Bree Glover	Fr.	G	5-10	Glasgow, Ky./Glasgow HS
5	Erika Sisk	Sr.	G	5-9	Oxford, Miss./Murray State/Oxford HS
10	Cecilia Muhate	So.	F/C	6-2	Madrid, Spain/Arturo Soria
11	Shequilla Joseph	Sr.	F	6-3	London, England/Barking Abbey School
20	Madinah Muhammad	So.	G	5-8	Chicago, Ill./Whitney Young HS
21	Chrishae Rowe	R-Jr.	G	5-9	Riverside, Calif./Kentucky/Santiago HS
23	Shandricka Sessom	Jr.	G	5-10	Byhalia, Miss./Byhalis HS
24	Bretta Hart	Sr.	F	6-1	Poplarville, Miss./Bay HS
25	Alissa Alston	So.	G	5-8	New Haven, Conn./Upper Room Christian Academy
32	Kate Rodgers	Fr.	F	6-2	Birmingham, Ala./Wenonah HS
42	Shelby Gibson	Fr.	F/C	6-3	Murfreesboro, Tenn./Oakland HS
44	Torri Lewis	So.	G	5-11	Olive Branch, Miss./Home School (MHEA)
50	Taylor Manuel	Sr.	F/C	6-4	St. Louis, Mo./Loyola Chicago

### Coaching Staff

**Matt Insell** — Head Coach (Middle Tennessee State, 2007), Fourth Season

**Alex Simmons** — Assistant Coach (Tennessee, 2008), Fourth Season

**George Porcha** — Assistant Coach (New Haven, 1998), First Season

**Brittany Hudson** — Assistant Coach (Georgia State, 2008), Third Season

### Pronunciation Chart

<b>SHEQUILA</b> Joseph	Sha-key-la
<b>SHANDRICKA</b> Sessom	Shan-(Like Man)-dre-ka
<b>MADINAH</b> Muhammad	MA-Dean-A
<b>CECILIA MUHATE PENA</b>	Sa-seal-ya MOO-haut-E
<b>CHRISHAE</b> Rowe	Cri-Shay

### Alphabetical Roster

25	Alissa Alston	G	5-8
42	Shelby Gibson	F/C	6-3
1	Bree Glover	G	5-10
24	Bretta Hart	F	6-1
11	Shequilla Joseph	F	6-3
44	Torri Lewis	G	5-11
50	Taylor Manuel	F/C	6-4
20	Madinah Muhammad	G	5-8
10	Cecilia Muhate	F/C	6-2
32	Kate Rodgers	F	6-2
21	Chrishae Rowe	G	5-10
23	Shandricka Sessom	G	5-10
5	Erika Sisk	G	5-9

### Roster Breakdown

State	
Alabama(1)	Rodgers
California(1)	Rowe
Connecticut (1)	Alston
Illinois (1)	Muhammad
Kentucky(1)	Glover
Mississippi (4)	Hart, Lewis, Sisk, Sessom
Missouri(1)	Manuel
Tennessee(1)	Gibson
International (2)	Joseph, Muhate

### Class

Seniors(4)	Hart, Josph, Manuel, Sisk
Juniors (2)	Rowe, Sessom
Sophomores (4)	Alston, Lewis, Muhammad, Muhate
Freshmen (3)	Gibson, Glover, Rodgers

### Height

6-4	Manuel
6-3	Joseph, Gibson
6-2	Muhate, Rodgers
6-1	Hart
5-11	Lewis
5-10	Glover, Rowe, Sessom
5-9	Sisk
5-8	Alston, Muhammad

### Major

Broadcast Journalism	Rodgers
Criminal Justice	Lewis
Elementary Education	Gibson, Glover
Exercise Science	Joseph, Muhammad, Sessom
General Studies	Hart, Rowe, Sisk
Journalism(Masters)	Manuel
Psychology	Muhate
Recreation Administration	Alston

### Game Day Services

Flipcards, game notes, updated stats and media guides (if available) will be available before the game. In game statistics will be provided via live stat monitors or passed out at media timeouts to electronic media. Full statistical books will be available soon after the game.

### Media Timeouts

Media timeouts (2:45 in length) will be taken in the following manner:

—One per quarter

(First called timeout prior to the 5 min mark or the first deadball at or below the 5 min mark)

—Quarter breaks may be used as media timeout

—First called timeout in the second half becomes a media timeout.

—If it is a free throw situation, the shots will be taken following the timeout per NCAA regulations














### Radio Lines

The Ole Miss Media Relations office has phone lines available to visiting radio stations on a first-come, first-serve basis. Priority will be given to commercial radio over student radio

### In-Game Updates

For in-game updates follow @OleMissWBB on Twitter.

## OLE MISS BROADCAST NOTES (GRAY DENOTES PROBABLE STARTERS)

1 G		<b>BREE GLOVER</b> 5-10   Fr.   Glasgow, Ky.   Glasgow <table><tr><th>PTS</th><th>REB</th><th>AST</th><th>S</th><th>FG%</th><th>FT%</th></tr><tr><td>1.6</td><td>1.2</td><td>0.5</td><td>0.3</td><td>.261</td><td>.636</td></tr></table>	PTS	REB	AST	S	FG%	FT%	1.6	1.2	0.5	0.3	.261	.636	<b>LAST GAME:</b> 1 reb, 1 asst in 11 mins vs. No. 3 Mississippi State <b>NOTES:</b> Career-highs in pts (6) and rebs (4) vs. La.-Monroe ... Averaged 25 points, 10.2 rebounds, 3.9 blocks and 3.3 assists as a senior ... Set school records for career points (2,730), rebounds (1,611), blocks (626) and assists (528).
PTS	REB	AST	S	FG%	FT%										
1.6	1.2	0.5	0.3	.261	.636										
5 G		<b>ERIKA SISK</b> 5-9   Sr.   Oxford, Miss.   Murray St. <table><tr><th>PTS</th><th>REB</th><th>AST</th><th>S</th><th>FG%</th><th>FT%</th></tr><tr><td>8.6</td><td>3.6</td><td>4.0</td><td>2.2</td><td>.438</td><td>.578</td></tr></table>	PTS	REB	AST	S	FG%	FT%	8.6	3.6	4.0	2.2	.438	.578	<b>LAST GAME:</b> Starter ...14 pts, 6 rebs, 2 asst, 1 stl in 24 mins vs. Mississippi State ... 14 pts are most in SEC action <b>NOTES:</b> Team captain ... Only player to play 40 mins this season ... Scored 1,000th career point vs. Jackson State ... First player to reach double figure assts since Valencia McFarland in 2014 ... Second player to score 1,000 in the Insell era ... Ranks No. 4 in SEC in assists (4.0) ... Has started 115 of 117 career games (includes time at Murray State) ... Featured in Invitation Oxford "I Am Oxford" column (Dec. 2016) .
PTS	REB	AST	S	FG%	FT%										
8.6	3.6	4.0	2.2	.438	.578										
10 F/C		<b>CECILIA MUHATE</b> 6-2   So.   Madrid, Spain   Arturo Soria <table><tr><th>PTS</th><th>REB</th><th>BLK</th><th>AST</th><th>FG%</th><th>FT%</th></tr><tr><td>1.5</td><td>2.2</td><td>0.2</td><td>0.2</td><td>.333</td><td>.643</td></tr></table>	PTS	REB	BLK	AST	FG%	FT%	1.5	2.2	0.2	0.2	.333	.643	<b>LAST GAME:</b> Starter ... 2 pts, 1 reb in 9 mins vs. Mississippi State... Fifth straight start <b>NOTES:</b> Four games of 5+ rebs ... From Madrid, Spain and one of two internationals on the Ole Miss roster ... Won a gold medal in summer of 2015 with Spains U18 FIBA Euro World Championship team.
PTS	REB	BLK	AST	FG%	FT%										
1.5	2.2	0.2	0.2	.333	.643										
11 F		<b>SHEQUILA JOSEPH</b> 6-3   Sr.   London, England   Barking Abbey <table><tr><th>PTS</th><th>REB</th><th>AST</th><th>S</th><th>FG%</th><th>FT%</th></tr><tr><td>5.0</td><td>5.3</td><td>1.1</td><td>1.2</td><td>.354</td><td>.609</td></tr></table>	PTS	REB	AST	S	FG%	FT%	5.0	5.3	1.1	1.2	.354	.609	<b>LAST GAME:</b> 3 pts, 2 rebs in 10 mins vs. Mississippi State .. Has hit a 3-PT FG in last 2 games <b>NOTES:</b> Has grabbed a rebound in 23 of 24 games ... Averaging 6.0 ppg and 5.2 rpg in SEC contests .. Has come off the bench the last 5 games ... 14 games of 5+ rebounds .... Played with the British and English youth national teams, participating in FIBAS competition ... Joins Bretta Hart as members of Matt Insell's first recruiting class at Ole Miss.
PTS	REB	AST	S	FG%	FT%										
5.0	5.3	1.1	1.2	.354	.609										
20 G		<b>MADINAH MUHAMMAD</b> 5-8   So.   Chicago, Ill.   Whitney Young <table><tr><th>PTS</th><th>REB</th><th>AST</th><th>S</th><th>FG%</th><th>FT%</th></tr><tr><td>13.1</td><td>2.5</td><td>1.8</td><td>1.9</td><td>.358</td><td>.831</td></tr></table>	PTS	REB	AST	S	FG%	FT%	13.1	2.5	1.8	1.9	.358	.831	<b>LAST GAME:</b> Starter ... 10 pts, 3 rebs, 2 stls, 1 blk in 31 mins vs. Mississippi State ... 15th game in double figures and sixth straight <b>NOTES:</b> Has hit a 3PT FG in 20 of her last 26 games dating back to last season ... Averaging 15.3 ppg over last six games ...Has scored in 21 of 22 games played ... Ranks No. 20 in SEC in scoring (13.1) ... Ranked No. 2 in the SEC in FT percentage (.831) ... Six 20-point outings in 2016-17 ... Mother, Rasheeda is breast cancer survivor. Madinah did a video tribute to her during Ole Miss' Pink Game in 2015-16.
PTS	REB	AST	S	FG%	FT%										
13.1	2.5	1.8	1.9	.358	.831										
21 G		<b>CHRISAE ROWE</b> 5-10   Jr.   Riverside, Calif.   Kentucky <table><tr><th>PTS</th><th>REB</th><th>AST</th><th>BLK</th><th>FG%</th><th>3FG%</th></tr><tr><td>10.3</td><td>3.3</td><td>1.5</td><td>0.2</td><td>.393</td><td>.200</td></tr></table>	PTS	REB	AST	BLK	FG%	3FG%	10.3	3.3	1.5	0.2	.393	.200	<b>LAST GAME:</b> DNP - Out Indefinitely (medical) <b>NOTES:</b> Double figures in 3 of 6 games played ... Played first game at Ole Miss vs. Oregon (Dec. 14) due to NCAA transfer rules ... Has scored in every game played ... 2013-14 Pac 12 Freshman of the Year at Oregon by several publications ... Pac-12 All Freshman Team ... Averaged 21.6 ppg and holds the top three single-game scoring records at Oregon (41 vs. Seattle, 39 vs. Arizona State and 38 vs. Utah)
PTS	REB	AST	BLK	FG%	3FG%										
10.3	3.3	1.5	0.2	.393	.200										
23 G		<b>SHANDRICKA SESSOM</b> 5-10   Jr.   Byhalia, Miss.   Byhalia <table><tr><th>PTS</th><th>REB</th><th>AST</th><th>FG%</th><th>3FG%</th><th>FT%</th></tr><tr><td>12.1</td><td>6.0</td><td>2.1</td><td>.387</td><td>.293</td><td>.657</td></tr></table>	PTS	REB	AST	FG%	3FG%	FT%	12.1	6.0	2.1	.387	.293	.657	<b>LAST GAME:</b> Starter ... 9 rebs, 3 pts, in 37 mins vs. Mississippi State... 17th game of 5+ rebs and fourth straight game of 5+ ... Snaps three game streak in double figures <b>NOTES:</b> Team captain ... Ranked No. 27 in SEC in scoring (12.1) ... Currently on 57-game rebounding and scoring streak ... 26 pts vs. Lipscomb was 2 pts shy of career-high ... 2016 C Spire Gillom Trophy finalist, given to the top women's basketball player in Mississippi ... Member of SEC Women's Basketball Leadership Council
PTS	REB	AST	FG%	3FG%	FT%										
12.1	6.0	2.1	.387	.293	.657										
24 F		<b>BRETTA HART</b> 6-1   Sr.   Poplarville, Miss.   Bay <table><tr><th>PTS</th><th>REB</th><th>AST</th><th>S</th><th>FG%</th><th>FT%</th></tr><tr><td>2.5</td><td>2.8</td><td>0.3</td><td>0.2</td><td>.519</td><td>.700</td></tr></table>	PTS	REB	AST	S	FG%	FT%	2.5	2.8	0.3	0.2	.519	.700	<b>LAST GAME:</b> 2 pts, 1 blk in 11 mins vs. Mississippi State <b>NOTES:</b> Career-best three assists vs. Wisconsin ... Had the No. 2 and No. 3 rebounding performances in the SEC in 2015-16 (19 vs. UL-Lafayette and 18 vs. Western Kentucky) ... Senior Maid on the 2016 Ole Miss Homecoming Court ... Joins Shequila Joseph as members of Matt Insell's first recruiting class at Ole Miss ... Will become the first college graduate in her family this spring.
PTS	REB	AST	S	FG%	FT%										
2.5	2.8	0.3	0.2	.519	.700										
25 F		<b>ALISSA ALSTON</b> 5-8   So.   New Haven, Conn.   Upper Room Christian Academy <table><tr><th>PTS</th><th>REB</th><th>AST</th><th>BLK</th><th>FG%</th><th>FT%</th></tr><tr><td>6.7</td><td>1.5</td><td>2.9</td><td>0.0</td><td>.440</td><td>.688</td></tr></table>	PTS	REB	AST	BLK	FG%	FT%	6.7	1.5	2.9	0.0	.440	.688	<b>LAST GAME:</b> 1 reb in 17 minns vs. Mississippi State ... Snaps 23-game scoring streak dating back to last season <b>NOTES:</b> Team Captain ... Averaging 8.5 ppg in SEC play ... Career-best 9 assists vs. La.-Monroe ... Season-best 14 pts vs. Jackson State ... Played prep ball at Upper Room Christian Academy on Long Island.
PTS	REB	AST	BLK	FG%	FT%										
6.7	1.5	2.9	0.0	.440	.688										
32 F		<b>KATE RODGERS</b> 6-2   Fr.   Birmingham, Ala.   Wenonah <table><tr><th>PTS</th><th>REB</th><th>AST</th><th>BLK</th><th>FG%</th><th>FT%</th></tr><tr><td>1.1</td><td>2.3</td><td>0.2</td><td>0.1</td><td>.467</td><td>.750</td></tr></table>	PTS	REB	AST	BLK	FG%	FT%	1.1	2.3	0.2	0.1	.467	.750	<b>LAST GAME:</b> 1 reb, 1 asst in 10 mins vs. Mississippi State ... 10 mins is most minutes played in SEC action <b>NOTES:</b> Career-best 8 rebs vs. Wisconsin ... 4 games of 5+ rebounds this season ... First Ole Miss freshman to start in 2016-17 (Jackson State) ... Top 50 ranking and is the No. 9 forward in the Class of 2016 according to Prospects Nation... 2016 All-Metro Birmingham Player of the Year selection ... Led her prep squad to a 121-20 in four years, including 65-3 over her junior and senior years.
PTS	REB	AST	BLK	FG%	FT%										
1.1	2.3	0.2	0.1	.467	.750										
42 F/C		<b>SHELBY GIBSON</b> 6-3   Fr.   Murfreesboro, Tenn.   Oakland <table><tr><th>PTS</th><th>REB</th><th>AST</th><th>FG%</th><th>3FG%</th><th>FT%</th></tr><tr><td>6.9</td><td>3.1</td><td>0.2</td><td>.537</td><td>.538</td><td>.694</td></tr></table>	PTS	REB	AST	FG%	3FG%	FT%	6.9	3.1	0.2	.537	.538	.694	<b>LAST GAME:</b> 2 rebs, 1 blk in 8 mins vs. Mississippi State <b>NOTES:</b> SEC Freshman of the Week (Jan. 3, Feb. 7) ... Ole Miss top scoring freshman (6.9 ppg) ... Has hit a 3-PT FG in 7 games ... 14 games with 5+ points this season; most for an Ole Miss freshman ... Gibson is first freshman to have consecutive games in double figures to open career since Arminite Price (2003) and first to open SEC play with double figures since Joseph in 2013
PTS	REB	AST	FG%	3FG%	FT%										
6.9	3.1	0.2	.537	.538	.694										
44 G		<b>TORRI LEWIS</b> 6-1   Fr.   Olive Branch, Miss.   Home School <table><tr><th>PTS</th><th>REB</th><th>AST</th><th>FG%</th><th>3FG%</th><th>FT%</th></tr><tr><td>3.6</td><td>1.0</td><td>0.8</td><td>.463</td><td>.463</td><td>1.000</td></tr></table>	PTS	REB	AST	FG%	3FG%	FT%	3.6	1.0	0.8	.463	.463	1.000	<b>LAST GAME:</b> DNP - Out of the season (Foot injury suffered in practice Jan. 27) <b>NOTES:</b> Has hit a three pointer in 10 games and has posted multiple 3-pointers on 7 occasions ... 2 games in double figures this season ... Owns Ole Miss' freshman record for 3-PT FG's with 10 vs. New Orleans (ranks No. 3 in the SEC) ... Scored 36 pts vs. New Orleans which was second most by an SEC freshman in 2015-16 ... Home schooled ... Won the national home school championship ... Two-time National Home School Player of the Year.
PTS	REB	AST	FG%	3FG%	FT%										
3.6	1.0	0.8	.463	.463	1.000										
50 G		<b>TAYLOR MANUEL</b> 6-4   Sr.   St. Louis, Mo.   Loyola Chicago <table><tr><th>PTS</th><th>REB</th><th>AST</th><th>BLK</th><th>FG%</th><th>FT%</th></tr><tr><td>8.5</td><td>4.1</td><td>1.3</td><td>1.0</td><td>.452</td><td>.652</td></tr></table>	PTS	REB	AST	BLK	FG%	FT%	8.5	4.1	1.3	1.0	.452	.652	<b>LAST GAME:</b> Starter ... 10 pts, 7 rebs, 1 asst, 1 blk in 32 mins vs. Mississippi State ... First game in double figures since 13 pts at South Carolina ... 7 rebs ties SEC high and is 2nd most this season <b>NOTES:</b> Career-best 4 steals vs. Wisconsin, Alabama ... Nine game with 5+ rebs ... Graduate transfer who comes to Oxford from Loyola Chicago ... Averaged 15.2 ppg and 7.8 pg last season ... Two-time first team All-MVC selection ... Played her freshman year at Purdue where she was a Big Ten All-Freshman team selection.
PTS	REB	AST	BLK	FG%	FT%										
8.5	4.1	1.3	1.0	.452	.652										



## OLE MISS HEAD COACH MATT INSELL

## RECORD AS HEAD COACH/AT OLE MISS

56-64 (Fourth Season)

## THE INSELL FILE

**Full Name:** Matthew Ollen Insell**Birthday:** September 22, 1982**Hometown:** Shelbyville, Tenn.**High School:** Shelbyville Central HS**College:** Middle Tennessee, '07**Degree:** Bachelor's degree in Political Science

## ACCOLADES

• Named eighth head coach March 28, 2013

- One of the top recruiters in the women's game
- In his second season, led Ole Miss back to the postseason with a 19-14, 7-9 SEC record.
- In two seasons, helped former Rebels Valencia McFarland and Tia Faleru to All-SEC accolades and A'Queen Hayes to SEC All-Freshman team honors.

## INSELL MILESTONE WINS:

First career win - Jacksonville State, 83-62 (Nov., 8, 2013)

First SEC Win - Mississippi State, 87-85 (Jan. 23, 2014)

First SEC Tournament Win - Arkansas, 63-62 (March 5, 2014)

First Postseason Win - UT Martin, 80-70 (March 18, 2015)

**Win No. 50** - 77-57 vs. VCU (Dec. 17, 2016)

## COACHING CAREER

Season	School	Position	Record-Postseason
2007-08	La Tech	Director of Operations	16-15 - None
2008-09	Kentucky	Assistant	16-16 - WNIT Second Rd.
2009-10	Kentucky	Assistant	28-8 - NCAA Elite Eight
2010-11	Kentucky	Assistant	25-9 - NCAA Second Rd.
2011-12	Kentucky	Assistant	28-7 - NCAA Elite Eight
2012-13	Kentucky	Assistant	30-6 - NCAA Elite Eight
2013-14	Ole Miss	Head Coach	12-20 - None
2014-15	Ole Miss	Head Coach	19-14- WNIT Third Round
2015-16	Ole Miss	Head Coach	10-20-None

## WHAT THEY ARE SAYING ABOUT MATT INSELL:

"Coach Insell and his staff continue to work tirelessly to build our program into a contender in the SEC and on the national stage. Coach Insell inherited a very tough situation – perhaps tougher than anyone realized – and he and his staff have been committed to doing the little things because they know the big things are right around the corner. Everyone in our program has been laser focused on excellence and we have laid a great foundation for success. We have a proud women's basketball heritage and I cannot wait to see our future glory!"

**Ross Bjork**, Ole Miss Athletics Director

"I am elated for Matt. He made the decision when he graduated high school to forgo playing collegiate basketball and concentrate on becoming a Division I head coach. I am very excited about the journey he has made. I don't know of a better place to build his legacy than the University of Mississippi. Matt is a fantastic fit for the program. Deb and I, along with our entire family, are very proud of him."

**Rick Insell**, Head Women's Basketball Coach, Middle Tennessee State

"Ole Miss made a great decision when they hired Matt Insell. Matt is an excellent college basketball coach. I believe you have to be strong in many areas to be a quality college basketball coach. You can't be one dimensional. Matt is an outstanding recruiter, a tireless worker in the area of player development and very knowledgeable from an X and O standpoint. He always had a great feel regarding in-game adjustments that will prove valuable to him as a head coach. More important than any of that to me was his friendship to our family. He is like a member of our family. He was incredibly loyal to the Kentucky program, and we benefitted greatly from his contributions."

**Matthew Mitchell**, Head Women's Basketball Coach, Kentucky

**Years at Ole Miss:** Fourth Season  
**Alma Mater:** MTSU, 2007  
**Hometown:** Shelbyville, Tenn.

Leading a young team, which featured no seniors and just two players who had been in the program for more than two years, Ole Miss head coach Matt Insell and the Ole Miss women's basketball team had some exciting moments throughout the 2015-16 season.

For the second consecutive season, the Rebels knocked off a ranked foe and this time it was then-No. 9 Kentucky, giving the Rebels their first win over a top 10 opponent since 2010 when they defeated then-No. 8 Georgia. Ole Miss has defeated three ranked opponents during the Matt Insell era. For her career-best 21 points against the Wildcats, junior Shequilia Joseph was named SEC Player of the Week.

With a group that featured eight underclassmen, Insell and his staff were instrumental in the growth of sophomore Shandricka Sessom. Sessom, who averaged just 5.3 points as a freshman increased her scoring to 15.6 points per game and was ranked in the top 10 of the SEC for scoring all season. Additionally, freshman Madinah Muhammad was a bright spot. The Chicago native, averaged 7.5 points per game as rookie, which was third best on the Ole Miss squad. That number increased to 8.4 points per game against SEC competition which trailed just Sessom's 13.4 points per game against SEC foes.

Additionally, the Rebels saw several exciting moments at Tad Smith Coliseum before moving to their new home, The Pavilion at Ole Miss, in January. Freshman Torri Lewis set the single-game record for three-point field goals with 10 triples in a win over New Orleans. Her 10 triples tie her with former Ole Miss men's player Marshall Henderson for the most three-pointers made at Tad Smith Coliseum. Ole Miss also closed the "Tad Pad" in style on January 3, 2016. Junior Erika Sisk hit a basket in the buzzer to give Ole Miss a 55-52 win over Vanderbilt and an Ole Miss women's basketball win in the final game at Tad Smith Coliseum.

Insell took the Ole Miss women's basketball team to new heights in 2014-15 in his second year at the helm of the program. The Rebels posted 19 wins and seven SEC wins – recording the most wins since the 2009-10 season, while also making their return to the postseason with an appearance in the third round Women's National Invitation Tournament (WNIT).

The Rebels, who posted seven more wins in 2014-15, posted four wins over NCAA Tournament participants and, after being picked to finish last in the SEC preseason coaches and media poll, closed the season tied for the No. 7 in the league standings and earned the No. 8 seed for the SEC Tournament – the highest seed for the Rebels in the last five seasons.

Leading a young team, that featured eight newcomers, Insell was able to develop his youngsters throughout the season. Freshman A'Queen Hayes took over the starting point guard position midway through the season and excelled, earning her SEC Freshman of the Week honors on January 12 and a spot on the All-Freshman team. Senior forward Tia Faleru picked up where she left off during her junior campaign and became the first SEC player to average a double-double since Georgia's Porsha Phillips in 2010-11 and she became the first player to lead the league in rebounding in back-to-back seasons since LSU's Sylvia Fowles led the league from 2006-08. For her efforts Faleru was an All-SEC first team selection and the only unanimous selection on the Associated Press' All-SEC first team. She also earned honorable mention AP All-American accolades and was a College Sports Madness fourth team All-American.

Insell and the Rebels knocked off ranked foes in No. 13 Kentucky and No. 18 Georgia – the first time in five years Ole Miss had defeated a ranked foe. The season also saw Ole Miss pick up its 400th win at Tad Smith Coliseum and Insell and his father made women's basketball history by becoming the first father-son duo to play against each other in NCAA women's basketball when Middle Tennessee made the trip to Oxford in November.

In his first season as head coach at Ole Miss, Matt Insell laid the foundation for a promising future. Beginning his career with the Rebels, Insell led Ole Miss to a 10-6 non-conference record, including a seven-game win streak – the longest win streak for the Rebels since the 2007-08 season. Ole Miss' non-conference schedule was highlighted by a matchup in Waco, Texas, where the Rebels took on the Baylor Bears, who had reached the Sweet Sixteen a year before. With Ole Miss leading in the final minutes, Baylor battled back to spoil the upset, giving fans a glimpse of the success to come under the vision of Insell.

After battling through the always challenging SEC schedule, the Rebels entered the SEC Tournament at the No. 14 seed, determined to take the momentum from a regular season finale victory over Auburn into the postseason tournament. Drawing the No. 11 seed Arkansas, the Rebels took care of business with a 63-62 victory, giving Ole Miss a statement win for Insell's process. "I didn't look at it as rebuilding, I looked at it as a process of getting us back to the top," said Insell after the SEC Tournament win. "A win like this helps you get there."

Insell also led the Rebels to wins over instate rival, Mississippi State to give the first-year head coach his first SEC victory. In addition to the Rebel's battle with 2014 Elite Eight participant, Baylor, Ole Miss posted victories against women's basketball powerhouse, Louisiana Tech and sent the Ole Miss senior class out in style with a Senior Day overtime win over Auburn at Tad Smith Coliseum.

Insell vs. 2016-17 Opponents		
Opponent	W-L	
Alabama	1-4	Mississippi Valley State 4-0
Arkansas	3-3	Mississippi State 1-7
Austin Peay	2-0	Missouri 0-4
Auburn	2-3	Oregon 1-0
Florida	2-2	South Carolina 0-5
Georgia	2-2	Southeastern La 2-0
High Point	1-0	Tennessee 1-4
Jacksonville State	2-0	Texas A&M 0-4
Jackson State	1-0	UNLV 0-1
Kentucky	2-3	Vanderbilt 1-3
Louisiana Monroe	2-0	VCU 1-0
Lipscomb	1-0	Wisconsin 1-0
LSU	1-4	West Virginia 0-2
		<b>Total 35-51</b>

**Ole Miss vs. Auburn Notables**

-This will be the 58th meeting between the teams with Auburn holding a 34-25 lead. This is the second meeting between the teams as Auburn took the first meeting 83-60 on Jan. 8. Ole Miss holds a slim 12-11 lead in games played in Oxford.

-The teams have one common opponent in West Virginia. Both teams fell to the Mountaineers in non-conference action. Auburn lost by four points, 56-52, while Ole Miss fell 66-61.

-Kate Rodgers is Ole Miss' lone Alabama native and she hails from Birmingham. Auburn has no Mississippi natives on the roster.

**A Win Would**

-Snap Ole Miss' two-game skid and give the Rebels a split of the season series between the teams.

-Give Ole Miss its fifth SEC win – the most since earning seven SEC wins in 2014-15, which are the most SEC wins in the Insell era.

**Rebels By The Numbers**

**2-** Number of double-digit comebacks Ole Miss has made this season. Ole Miss rallied from 13 points down to defeat Tennessee and in its last outing came back from 12 points down to defeat Georgia. The 13-point comeback was the largest in the Insell era and the largest since a 16-point comeback against Vanderbilt in 2011.

**7.1-** Number of rebounds Shandricka Sessom is averaging in SEC play. In Ole Miss' last outing she grabbed nine rebounds and in the last four games is averaging 7.5 rebounds per game.

**14-** Number of points Erika Sisk scored against Mississippi State. It was Sisk's first game in double figures in SEC action and her first since scoring 16 in a win over Austin Peay.

**15.3-** Number of points Madinah Muhammad is averaging over the last six games. Muhammad is leading the Rebels in scoring with 13.1 points per game and has reached double figures in 15 games this season. Muhammad has topped 20 points on six occasions, most recently at Florida.

**65-** Number of points Shandricka Sessom is away from reaching the 1,000-point milestone. She will need to average 16.5 ppg the rest of the regular season to reach the milestone in the regular season.

**Scouting Auburn**

Auburn enters Thursday's game with a 15-11, 5-7 SEC record after falling to Georgia 57-51. The loss was Auburn's fourth straight loss and sixth in their last seven games.

Katie Frerking leads the Auburn offense with 16.5 points per game, while Brandy Montgomery and Janiah McKay are also in double figures with 13.9 and 12.5 points per game respectively. Frerking leads the way on the glass with 6.2 rebounds per game. On the season, Auburn is averaging 63.6 points per game and 31.7 rebounds per game.

**About Ole Miss**

Ole Miss enters Sunday's game with a 15-10, 4-8 SEC record after dropping a 66-44 contest to No. 3 Mississippi State on Sunday. Shandricka Sessom and Madinah Muhammad continue to lead Ole Miss from the floor. Muhammad leads the way with 13.1 points per game while Sessom isn't far behind with 12.1 points per game. A duo leads Ole Miss on the glass. Shandricka Sessom is averaging 6.0 rebounds per game while Joseph is grabbing 5.3 boards per game. Sessom has posted four double-doubles on the season, most recently recording 14 points and 11 rebounds against Tennessee, while Joseph tallied her second career double-double with 15 points and a career-best 13 rebounds against the Razorbacks. Shelby Gibson is Ole Miss' top scoring freshman with 6.9 points per game.

**Up Next**

Ole Miss will open a two-game road swing with a trip to Vanderbilt to take on the Commodores on Sunday. Tipoff is set for 2 PM from Vandy's Memorial Coliseum.

**Last Time Out – vs. Mississippi State**

OXFORD, Miss. – The Ole Miss women's basketball team couldn't get anything going on the offensive end and dropped a 66-44 contest to No. 4 Mississippi State on Sunday at The Pavilion at Ole Miss in the annual Tickled Pink at The Pavilion game. Erika Sisk led the offense with 14 points for her first game in double figures in SEC action. The Oxford native was joined in double figures by teammates Madinah Muhammad and Taylor Manuel who added 10 points each. Shandricka Sessom added a team-best nine rebounds. For the second straight game, Ole Miss (15-10, 4-8 SEC) struggled from the floor, shooting just 29.6 percent (16-of-54) while Mississippi State leaned on sophomore Teaira McCowan who had 17 points and 18 rebounds off the bench on a night when Victoria Vivians didn't play her best game.

**BY THE NUMBERS****The Rebels' record is...**

- Overall. . . . . 15-10
- SEC Games . . . . . 4-8
- SEC Tournament Games. . . . . 0-0
- Streak (Last 10) . . . . . 3-7
- Home Overall (SEC) . . . . . 3-3
- Road Overall (SEC) . . . . . 1-5
- Neutral Games (SEC) . . . . . 0-0
- Day Games . . . . . 9-5
- Night Games . . . . . 6-5
- November Games . . . . . 5-1
- December Games . . . . . 6-1
- January Games . . . . . 3-6
- February Games . . . . . 1-2
- March Games . . . . . 0-0
- Monday Games . . . . . 1-1
- Tuesday Games . . . . . 1-0
- Wednesday Games. . . . . 2-0
- Thursday Games . . . . . 3-4
- Friday Games. . . . . 1-0
- Saturday Games . . . . . 3-0
- Sunday Games. . . . . 4-5
- Overtime Games . . . . . 0-0
- Television Games. . . . . 2-5
- SECN+ Games. . . . . 12-4
- vs. Ranked Opponents. . . . . 1-4

**Rebels' Record When...**

- Leading at the half . . . . . 12-1
- Tied at the half . . . . . 0-0
- Behind at the half . . . . . 3-9
- Scores 90 points or more . . . . . 1-0
- Scores 80-89 points . . . . . 4-1
- Scores 70-79 points . . . . . 5-0
- Scores less than 70 points . . . . . 5-9
- Out-rebounds opponent . . . . . 9-0
- Out-rebounded by opponent . . . . . 5-10
- Ties opponents in rebounds . . . . . 1-0
- Shoots 50 percent or better . . . . . 1-0
- Shoots between 40-49 percent . . . . . 12-4
- Shoots under 40 percent . . . . . 2-6
- Shoots 30 percent or better from 3-pt. . . . . 9-5
- Shoots under 30 percent from 3-pt. . . . . 6-5
- Shoots 70 percent or better from FT line . . . . . 7-6
- Shoots 60-69 percent from FT line . . . . . 4-2
- Shoots under 60 percent from FT line. . . . . 4-2
- Opp. shoots 50 percent or better . . . . . 0-3
- Opp. shoots 40-49 percent . . . . . 4-3
- Opp. shoots under 40 percent. . . . . 11-4
- Opp. shoots 30 percent or better from 3-pt. . . . . 4-5
- Opp. shoots under 30 percent from 3-pt. . . . . 11-5
- Commits 15 turnovers or more . . . . . 5-10
- Commits less than 15 turnovers . . . . . 10-0
- Forces 15 turnovers or more . . . . . 12-7
- Forces less than 15 turnovers. . . . . 3-3
- Has less (or same) turnovers than opp. . . . . 14-5
- Has more turnovers than opponent . . . . . 1-5

**Nearing the Mark**

Rebels approaching career statistical plateaus, milestones and records

Erika Sisk	Need	For
Points	54	1,200
Rebounds	115	500
Steals	54	300
Assists	62	400

Shequila Joseph	Need	For
Points	85	700
Rebounds	81	500
3-PT FG's	4	100

Shandricka Sessom	Need	For
Points	65	1000
Rebounds	20	400
3-PT FG's	50	150

## 2016-17 SEC STANDINGS

	SEC	Pct.	All	Pct.
South Carolina	11-1	.917	21-3	.875
Mississippi State	11-1	.917	25-1	.962
Texas A&M	9-3	.750	19-6	.760
Ketucky	8-4	.667	17-8	.680
Tennessee	7-5	.583	16-9	.640
Missouri	7-5	.583	17-9	.654
LSU	6-6	.500	17-8	.680
Georgia	5-7	.417	13-12	.520
Auburn	5-7	.417	15-11	.577
Ole Miss	4-8	.333	15-10	.600
Florida	4-8	.333	13-12	.520
Alabama	3-9	.250	15-10	.600
Florida	3-8	.273	12-12	.500
Arkansas	2-10	.167	13-12	.520
Vanderbilt	2-10	.167	12-13	.480

## THIS WEEK IN THE SEC

## Mon. Feb. 13

7:00 PM	LSU at Vanderbilt	SEC NETWORK
9:00 PM	(6) South Carolina at (1) UConn	ESPN2

## Thurs. Feb. 16

7:00 PM	Missouri at Florida	SECN+
7:00 PM	Vanderbilt at (6) South Carolina	SEC NETWORK
8:00 PM	(24) Tennessee at Alabama	SECN+
8:00 PM	Kentucky at Arkansas	SECN+
8:00 PM	Georgia at (4) Miss St	SECN+
8:00 PM	Texas A&M at LSU	SECN+
9:00 PM	Auburn at Ole Miss	SEC NETWORK

## Sun. Feb. 19

1:00 PM	Florida at Kentucky	SEC NETWORK
2:00 PM	LSU at Georgia	SECN+
3:00 PM	Arkansas at (24) Tennessee	SEC NETWORK
3:00 PM	Ole Miss at Vanderbilt	SECN+
3:00 PM	(6) South Carolina at Missouri	ESPN2
5:00 PM	(4) Miss St at Texas A&M	SEC NETWORK

All times EASTERN

## Last Game In Homestand

Thursday's game is the final game in a three-game home stretch for the Rebels. Ole Miss is 13-3 in home games this season and had won 12 straight before a loss to Alabama on Jan. 22. The Rebels are 3-3 against SEC foes in Oxford and are looking to snap a two-game home skid against Auburn — the longest home losing streak of the season for the Rebels. Ole Miss will hit the road for its next two games at Vandy and at Mizzou before returning home for Senior Day vs. Texas A&M on Feb. 26.

## Muhammad Extends Double Figure Streak to Six Games

With her 10 points against Mississippi State, Madinah Muhammad has reached double figures in six straight games and 15 games this season. Ole Miss' leading scorer with 13.21 ppg, Muhammad is averaging 15.3 ppg over the course of the last six games.

## Erika Sisk Hits Double Figures

Oxford native Erika Sisk posted 14 points against Mississippi State for her first game in double figures in SEC action. Sisk is averaging 8.6 points per game and last reached double figures with 16 points in a win over Austin Peay in December.

## Sessom Stalled vs. State

Shandricka Sessom's three game double figures scoring streak was stalled as she scored just three points against the Bulldogs. Sessom entered the contest averaging 16.0 ppg and 7.0 rebounds through the previous five contests. Sessom leads Ole Miss with 19 games in double figures this season.

## Stalled From the Scorebook But Solid on the Glass

While she didn't quite hit double figures, Shandricka Sessom tallied a team-best nine rebounds against Mississippi State. It marked Sessom's fourth straight game of five or more rebounds. She's averaging 7.1 rebounds per game during that span to lead the Rebels in rebounding.

## Taylor Back In Starting Lineup and Hits Double Figures

After coming off the bench for the first time this season, Taylor Manuel was back in the starting lineup against the Bulldogs. Manuel was also back in double figures with 10 points and seven rebounds. Her seven rebound are tied for the most she's recorded in SEC action and her 10 points mark her first game in double figures since scoring 13 in back-to-back games against South Carolina and Alabama.

## Mid Game Woes Continue

For the second straight game, Ole Miss struggled in the second quarter scoring just four points. In the last two outings Ole Miss is averaging 4.5 points per game in the second quarter. The four points vs. the Bulldogs are the fewest points in a quarter for Ole Miss this season and the fewest points in SEC action.

## Need Shots to Fall

Ole Miss has struggled from the floor in its last two outings, shooting a combined 31.7 percent in losses to LSU and Mississippi State. Ole Miss has shot less than 40 percent from the floor in five of its last seven contests. In losses, Ole Miss is shooting just 37.8 percent compared to 43.2 percent in its wins. Additionally, in its 15 wins Ole Miss is averaging 75.9 points and holding opponents to just 51.5 points. The trend flips in losses where the Rebels are averaging 57.5 points while opponents are scoring 72.3 points.

## Gibson = SEC Freshman of the Week ... Again

For the second time this season, Shelby Gibson earned SEC Freshman of the Week honors after her performance at

Florida on Feb. 6. Gibson tallied 16 points and six rebounds and went 7-of-8 from the free throw line in her second career start and first SEC road start in Gainesville. Gibson becomes the first player in the Insell era to earn multiple SEC accolades and the first since Alleisha Easley in 2006-07 to earn multiple Freshman of the Week honors.

## Got Us a Road Win

The Ole Miss women's basketball team entered their Feb. 6 game at Florida with a 0-7, 0-5 SEC road record and as losers of their last 13 SEC road games, a streak dating back to the 2014-15 season. That all changed with an 84-75 win over Florida in Gainesville. It's Ole Miss second win in Gainesville in the Insell era. Ole Miss' 84 points are the most points Ole Miss has scored on the road this season and the most since scoring 88 on the road in Gainesville in 2012-13.

## Joseph Approaching 100 Treys

Shequila Joseph is approaching 100 career triples and needs just two more to reach the 100 milestone. Shandricka Sessom earned her 100th three pointer against LSU. Becky Myatt holds the record for three-pointers in a career with 232 from 1998-01.

## Turnovers Are Key

Ole Miss is at its best when committing 15 or fewer turnovers. The Rebels are 10-0 when they commit 15 turnovers or less but the record moves to 5-9 when Ole Miss has 15 or more turnovers. On the flip side, when the Rebels force 15 or more turnovers they are 12-7. Ole Miss has forced double-figures turnovers in each game this season and in SEC play is forcing 16.8 turnovers per game.

## Problems Handling The Rock in Last Two Games

On the season, Ole Miss is averaging 16.6 turnovers per game but in the last two games, the Rebels have turned the ball over a combined 45 times averaging 22.5 in each of the last two contests. In addition, Rebels opponents have scored 36 percent of their points in Ole Miss miscues in each of the last two games.

## 70 Is the Magic Number

If Ole Miss can get to 70 points, the odds of a win are good. Ole Miss is 10-1 when scoring at least 70 points and is 5-9 when scoring less than 70 points. The Rebels are averaging 68.6 points per game on the season although that number dips to 62.5 points in SEC play. The Rebels were held to their lowest points this season against No. 3 Mississippi State on Sunday with 44 points. Prior to the South Carolina game Ole Miss' lowest scoring output was 57 points in a loss to UNLV. Ole Miss has scored 70 or more points in SEC play on three occasions.

## Rebels Take Down Lady Vols ... FINALLY

It took 28 tries but the Ole Miss women's basketball team defeated Tennessee, 67-62, this season. The losing streak was the longest for Ole Miss in an SEC series and gave the Rebels their first win since Feb. 4, 1996 over the women's basketball powerhouse.

## Comeback Kids

For the second time this season, Ole Miss came from behind for a victory. Ole Miss dug out of a 13-point hole for a win over Tennessee and against Georgia, came from 12 down for victory. The 13-point comeback against Tennessee is the largest in the Insell era and the 12-point comeback against Georgia is the second largest comeback.

## 1,000-Point Watch

Junior Shandricka Sessom seems poised to become the

second Ole Miss player to hit 1,000 career points. She scored her 800th point against Arkansas and sits just 65 points from the 1,000-point milestone. She'll need to average 16.5 points though the remainder of the regular season to hit the milestone this year. Sessom is currently averaging 12.1 points per game.

#### Picked Up Another SEC Opening W

With it's win over Arkansas, Ole Miss moved to 3-1 in SEC openers in the Insell era and picked up its third straight SEC-opening win. Ole Miss improves to 6-5 in SEC openers over the last 11 seasons and picked up its ninth SEC home opening win.

#### Rebels Close Non-Conference with 11 wins

With the win over Mississippi Valley State, Ole Miss picked up its 11th non-conference win, something that hasn't been done since 2008-09 when the Rebels also had 11 non-conference wins. In 2014-15 Ole Miss had 12 wins over non-conferences foes but two of those wins came during the postseason WNIT. Ole Miss has posted 10 or more non-conference wins twice in the Insell era (2014-15, 2016-17).

#### Sisk Joins 1K Club

With a layup to close the first quarter against Jackson State, Oxford native Erika Sisk earned her 1,000th career point. Sisk is the 27th member of Ole Miss' 1,000-point club. She joins Tia Faleru as Rebels to earn their 1,000th career point under the direction of Matt Insell and staff.

#### Power Five Non-Conference Win x 2--- Check

With the win over Oregon, Ole Miss has picked up two non-conference wins over power five foes this season for the first time in the Insell era and the first time since 2006-

### COMPARING THE TEAMS

Statistic	Ole Miss	Auburn
PPG	68.6	63.6
Scoring Margin	+8.8	+2.6
Field Goal Pct.	.412	.390
Opp. Field Goal Pct.	.374	.427
3-Point Pct.	.317	.296
Opp. 3-Point Pct.	.273	.340
Free Throw Pct.	.690	.702
Opp. Free Throw Pct.	.679	.711
Rebounds Per Game	37.0	31.7
Opp. Rebounds Per Game	38.2	36.3
Rebound Margin	-1.2	-4.7
Assists Per Game	14.5	12.0
Turnovers Per Game	16.6	14.0
Opp. Turnovers Per Game	20.4	22.3
Turnover Margin	+3.8	+8.3
Steals Per Game	10.0	11.8
Blocks Per Game	3.2	2.4

07. Ole Miss has defeated power five foes Utah, Wisconsin and Oregon in the Insell era. The Rebels 25-point win over Wisconsin was the largest over a power five non-conference foe in the Insell era.

#### Ranked Foe Goes Down

Ole Miss picked up its first win over a ranked opponent since Jan. 21, 2016 with an 83-67 win over No. 25 Oregon. The Rebels have defeated a ranked opponent in three of head coach Matt Insell's first four seasons at the helm and the win over Oregon was the first non-conference win over a ranked opponent since 2006-07. Ole Miss moves to 1-1 vs. ranked

### SERIES INFO- LAST MEETINGS

1/8/17.....	AU, 83-60	.....at Auburn
2/11/16.....	AU, 65-60	.....at Oxford
2/19/15.....	UM, 51-46	.....at Auburn
3/6/14.....	AU, 70-54	.....at Duluth^
3/2/14.....	UM, 73-71 (ot)	.....at Oxford
1/10/13.....	AU, 76-52	.....at Auburn
2/26/12.....	AU, 46-43	.....at Auburn
1/29/12.....	AU, 67-54	.....at Oxford
1/13/11.....	AU, 85-73	.....at Auburn
2/25/10.....	UM, 65-61	.....at Oxford

#### SERIES NOTES...

**At Oxford:** Ole Miss leads 12-11

**At Auburn:** Auburn leads 17-8

**At Neutral Sites:** Auburn leads 6-4

**Longest UM Streak:** 5 (1978-1983)

**Longest AU Streak:** 9 (1987-1991)

**Biggest UM Win:** 45 (12/8/78 - at Auburn)

**Biggest AU Win:** 26 (3/2/91; 3/25/89)

**Most UM Points:** 107 (12/8/78 - at Auburn)

**Most AU Points:** 82 (2/24/05; 2/12/04)

**Last 10 Meetings:** Auburn leads 7-3

opponents with the win after recording a narrow loss to No. 14 West Virginia in the SEC/ Big 12 Challenge.

#### Sessom Earns Spot on Preseason All-SEC Squad

Junior Shandricka Sessom earned a spot on the preseason All-SEC second team as voted on by the leagues coaches. Sessom was the No. 6 scorer in the SEC in 2015-16 with 15.6 ppg, and is Ole Miss top returning scorer. Sessom earns All-SEC honors for the first time in her career

#### Home Cookin' in the Non-Conference

There will be plenty of opportunities to catch the Rebels at

### 2015-16 Starting Lineups

Opponent	Date	Result	PG	G	G/F	F	F/C	Record
Southeastern La	11/11	W, 81-31	Sisk	Muhammad	Sessom	Joseph	Manuel	1-0
Lipscomb	11/13	W, 76-49	Sisk	Muhammad	Sessom	Joseph	Manuel	2-0
Jacksonville State	11/17	W, 68-50	Sisk	Muhammad	Sessom	Joseph	Manuel	3-0
High Point	11/20	W, 73-62	Sisk	Lewis	Sessom	Joseph	Manuel	1-0
vs. Wisconsin	11/26	W, 69-44	Sisk	Muhammad	Sessom	Joseph	Manuel	4-0
at UNLV	11/27	L, 64-57	Sisk	Muhammad	Sessom	Joseph	Manuel	4-1
Jackson State	12/1	W, 89-41	Sisk	Muhammad	Sessom	Rodgers	Manuel	1-0
at No. 16 West Virginia	12/4	L, 66-61	Sisk	Muhammad	Sessom	Joseph	Manuel	4-2
La.-Monroe	12/10	W, 97-40	Sisk	Muhammad	Sessom	Joseph	Gibson	1-0
No. 25 Oregon	12/14	W, 83-67	Sisk	Muhammad	Sessom	Joseph	Manuel	5-2
VCU	12/17	W, 77-57	Sisk	Lewis	Sessom	Joseph	Manuel	2-0
Austin Peay	12/20	W, 66-38	Sisk	Lewis	Sessom	Joseph	Manuel	3-0
Mississippi Valley State	12/28	W, 67-30	Sisk	Muhammad	Sessom	Joseph	Manuel	6-2
Arkansas	1/1	W, 73-64	Sisk	Muhammad	Sessom	Joseph	Manuel	7-2
at Alabama	1/5	L, 90-80	Sisk	Muhammad	Sessom	Joseph	Manuel	7-3
at Auburn	1/8	L, 83-60	Sisk	Muhammad	Sessom	Joseph	Manuel	7-4
Tennessee	1/12	W, 67-62	Sisk	Muhammad	Sessom	Joseph	Manuel	8-4
at Mississippi State	1/16	L, 73-62	Sisk	Muhammad	Sessom	Joseph	Manuel	8-5
at South Carolina	1/19	L, 65-46	Sisk	Lewis	Sessom	Joseph	Manuel	3-1
Alabama	1/22	L, 65-57	Sisk	Muhammad	Sessom	Joseph	Manuel	8-6
at Kentucky	1/26	L, 89-57	Sisk	Muhammad	Sessom	Muhate	Manuel	0-1
Georgia	1/29	W, 69-62	Sisk	Muhammad	Sessom	Muhate	Manuel	1-1
at Florida	2/6	W, 84-75	Sisk	Muhammad	Sessom	Muhate	Gibson	1-0
LSU	2/9	L, 62-51	Sisk	Muhammad	Sessom	Muhate	Gibson	1-1
Mississippi State	2/12	L, 66-44	Sisk	Muhammad	Sessom	Muhate	Manuel	1-2
Auburn	2/16							
at Vanderbilt	2/19							
at Missouri	2/23							
Texas A&M	2/26							



## OLE MISS 2016-17 SUPERLATIVES

## BIGGEST OLE MISS LEAD:

57 pts, vs. La.-Monroe (12/10/16)

## BIGGEST OLE MISS DEFICIT:

38 pts, at Kentucky (1/26/17)

## BIGGEST OLE MISS LEAD IN A LOSS:

6, at UNLV (11/27/16)

## BIGGEST OLE MISS DEFICIT IN A WIN:

13 pts, vs. Tennessee (1/12/17)

## BIGGEST OLE MISS HALFTIME LEAD:

38 pts vs. La-Monroe (12/10/16)

## BIGGEST OLE MISS HALFTIME DEFICIT:

28 pts, at Kentucky (1/26/17)

## BEST OLE MISS 1ST HALF FG%:

62.5 vs. Jackson State (12/1/16)

## WORST OLE MISS 1ST HALF FG%:

16.7 at No. 16 West Virginia (12/4/16)

## BEST OLE MISS 2ND HALF FG%:

62.3 vs. Florida (2/6/17)

## WORST OLE MISS 2ND HALF FG%:

34.4 vs. Mississippi Valley (12/28/16)

## MOST POINTS BY OLE MISS IN 1ST HALF:

54 vs. Jackson State (12/11/16)

## FEWEST POINTS BY OLE MISS IN 1ST HALF:

18, 2x, last vs. Mississippi State (2/12/17)

## MOST POINTS BY OPPONENT IN 1ST HALF:

46 2x, last at Kentucky (1/26/17)

## FEWEST POINTS BY OPPONENT IN 1ST HALF:

11, vs. La-Monroe (12/10/16)

## MOST POINTS BY OLE MISS IN 2ND HALF:

48 vs. La. - Monroe (12/10/16)

## FEWEST POINTS BY OLE MISS IN 2ND HALF:

24, 2x last at South Carolina (1/19/17)

## MOST POINTS BY OPPONENT IN 2ND HALF:

51, at Alabama (1/5/17)

## FEWEST POINTS BY OPPONENT IN 2ND HALF:

8 vs. Mississippi Valley (12/28/16)

## BIGGEST HALFTIME LEAD BLOWN:

2, AT UNLV (11/27/16)

## BIGGEST HALFTIME DEFICIT ERASED:

8 pts, vs. Georgia (1/29/17)

## BIGGEST MARGIN OF VICTORY:

57 vs. La-Monroe (12/10/16)

## BIGGEST LEAD BLOWN TO LOSE

(AT ANY POINT IN A GAME):

6, at UNLV (11/27/16)

## BIGGEST OVERALL DEFICIT:

38 pts, at Kentucky (1/26/17)

## BIGGEST DEFICIT OVERCOME TO WIN

(AT ANY POINT IN A GAME):

13 pts, vs. Tennessee (1/12/16)

## BIGGEST MARGIN OF DEFEAT:

32 pts, at Kentucky (1/26/17)

The Pavilion at Ole Miss this season. Ole Miss will play 10 of its 13 non-conference games in the friendly confines of The Pavilion at Ole Miss. In fact, Ole Miss will play its first four games at home before traveling to Las Vegas for the UNLV Lady Rebel Roundup over Thanksgiving. The Lady Rebel Round Up is a tournament format so Ole Miss' first true road game may not come until Dec. 4 in the SEC Big 12 Challenge at West Virginia.

## Rebels Rolling #Deep This Season

Ole Miss will be bolstered by depth this season. Last season, Ole Miss had eight of its 12 players who were underclassmen and no seniors. This year, the Rebels have four seniors and two juniors for a balance of experience. Ole Miss returns 83.5 percent of its scoring and 62.5 percent of its rebounding from a year ago.

## #RunWithTheRebels

The Ole Miss women's basketball team scored on the first day of the early signing period, picking up four commitments for the 2017-18 season. **Day'Neisha Banks** (Jacksonville, Fla.), **Chyna Nixon** (Philadelphia, Pa.), **Milicia "Mimi" Reid** (Bronx, NY) and **Promise Taylor** (Issaquah, Wash.) all inked National Letters of Intent. This class is ranked in the top 20 nationally according to BlueStarMedia and Prospects Nation and marks the third straight top-20 class for Ole Miss.

## 20-Point Club

	2016-17	Career
Taylor Manuel	1	14
Shandricka Sessom	1	9
Erika Sisk	0	8*
Madinah Muhammad	6	8
Shequilla Joseph	0	3
Torri Lewis	0	2
Bretta Hart	0	1
Chrisae Rowe	1	18

\*Includes stats from 2012-13 at Murray State

## 30-Point Club

	2016-17	Career
Torri Lewis	0	1
Taylor Manuel	0	1
Chrisae Rowe	0	3

## Double-Figure Scoring Games

	2016-17	Career
Taylor Manuel	8	73
Erika Sisk	8	53
Shandricka Sessom	19	50
Chrisae Rowe	3	33
Madinah Muhammad	15	26
Shequilla Joseph	2	14
Shelby Gibson	9	9
Torri Lewis	2	4
Bretta Hart	1	5
Alissa Alston	6	10

## Double-Figure Rebounding Games

	2016-17	Career
Shandricka Sessom	4	7
Shequilla Joseph	3	5
Bretta Hart	1	4
Taylor Manuel	0	18

## Double-Doubles

	2016-17	Career
Shandricka Sessom	4	6
Bretta Hart	1	2

Chrisae Rowe	0	4
Shequilla Joseph	1	2

## Streakin' Entering the 2016-17 Season

Entering the 2016-17 season, there are several players who enter with some impressive streaks. Ole Miss streaks entering the season are listed below:

## Scoring Streaks

Shandricka Sessom - 57 games

Chrisae Rowe\* - 36 games

\*includes games at Oregon

## Rebounding Streaks

Shandricka Sessom - 57 games

Erika Sisk - 41 games

Madinah Muhamamd - 25 games

Shelby Gibson - 25 games

Taylor Manuel - 23 games

## Consecutive Games Played

Erika Sisk - 117 games

Shandricka Sessom - 69 games

Madinah Muhamamd - 52 games

Alissa Alston - 21 games

## Sessom on SEC Women's Basketball Leadership Council

Junior Shandricka Sessom was selected to represent Ole Miss as a member of the SEC's Women's Basketball Leadership Council. The group is comprised of members from the women's basketball teams from all 14 institutions and will discuss issues effecting SEC women's basketball.

## Rebel Greats Back with the Program

This summer and fall the Ole Miss women's basketball program welcomed back several greats in **Armintie (Price) Herrington** and **Lindsay Roy**. Herrington is back on staff in a newly created position of Coordinator of Player Engagement while Roy is serving as a color analyst for Ole Miss women's basketball SEC Network+ broadcasts. Welcome home Rebels!

## New Kids on the Block

The Ole Miss women's basketball team added four new members to its staff this season. **George Porcha** joins the staff as an assistant coach. Porcha came from the high school ranks in Virginia, but spent six years as associate head coach at West Virginia. Additionally, Ole Miss great **Armintie Herrington** is back on staff as Coordinator of Player Engagement, marking her second stint on the Ole Miss women's basketball staff, as she served as an assistant coach from 2008-2010. **Ryan Grubbs** joins the staff as a strength and conditioning coach while **Joe Pat Cope** will serve as video coordinator.

## 10th Anniversary of 2007 Elite Eight Run

The 2016-17 season marks the 10th anniversary of Ole Miss basketball's run to the 2007 Elite Eight. Ole Miss knocked off defending national champion, Maryland, that season and also defeated Oklahoma with Courtney and Ashley Paris en route to a spot in the Elite Eight. Throughout the season OleMissSports.com will be featuring special spotlights on those associated with that Elite Eight team.

## Smile For the Camera

Ole Miss will also be on national television nine times during the regular season including two Monday night prime time matchups on the SEC Network against Mississippi State and Florida. Ole Miss will also appear on the SEC Network eight times during the regular-season.



Feb 16 Auburn 8:00 p.m. (SEC Network)  
 Feb. 26 Texas A&M 4:00 p.m. (SEC Network)

### Rebels on the Airwaves

Ole Miss' regular-season games can be heard on Q105 (105.1 FM) and 105.5 FM (Batesville) with the pregame show starting 15 minutes before tipoff. Graham Doty, in his sixth season, will be on the call along with Brett Ball who will serve as analyst for the 2016-17 season. Game updates via Twitter will be available all season at @OleMissWBB. All home games that are not on TV will be streamed online on SECN+, which will be available on the WatchESPN app.

### Captain, My Captain

Senior **Erika Sisk** (Oxford, Miss.), junior **Shandricka Sessom** (Byhalia, Miss.) and sophomore **Alissa Alston** (New Haven, Conn.) will serve as captains for Ole Miss this season. Sisk is serving as captain for the second consecutive year while Alston is a first time captain.

### Gettin' It Done On The Court and In The Classroom

The women's basketball team for the fourth straight year posted a perfect 100 in the NCAA's Graduation Success Rate and is graduating players at above the national average.

### Ole Miss WBB Majors:

Alissa Alston — Recreation Administration  
 Shelby Gibson — Elementary Education  
 Bree Glover — Elementary Education  
 Bretta Hart - General Studies  
 Shequila Joseph - Exercise Science  
 Torri Lewis — Criminal Justice  
 Taylor Manuel — Journalism (Masters)  
 Madinah Muhammad - Exercise Science  
 Cecilia Muhate - Psychology  
 Kate Rodgers — Broadcast Journalism  
 Chrishae Rowe — General Studies  
 Shandricka Sessom - Exercise Science  
 Erika Sisk - General Studies

### In Season Birthdays

Ole Miss has several players and coaches that will celebrate birthdays during the 2016-17 season. Ole Miss has had a birthday on a gameday in each of the last three seasons.

Player	Birthday
Taylor Manuel	Dec. 5
Bretta Hart	Dec. 15
Shandricka Sessom	Jan. 12*
	(Gameday vs. Tennessee)
Kate Rodgers	Jan. 18
Erika Sisk	Feb. 13
Shequila Joseph	Feb. 24
Torri Lewis	March 14
*-Game Day	

-Ole Miss has had a birthday on a gameday in each of the last three seasons.

### AP Top 25 (Feb. 13)

TEAM	RECORD	PTS
1. Connecticut (33)	24-0	825
2. Maryland	25-1	787
<b>3. Mississippi State</b>	<b>25-1</b>	<b>737</b>
4. Florida State	23-2	703
4. Baylor	24-2	703
<b>6. South Carolina</b>	<b>21-2</b>	<b>687</b>
7. Notre Dame	23-3	621
8. Texas	20-4	582
9. Washington	24-3	571
10. Stanford	22-4	519
11. Oregon State	23-3	488
12. Ohio State	22-5	446
13. Duke	22-4	439
14. Louisville	22-6	412
15. NC State	19-6	321
16. Miami	19-6	313
17. DePaul	22-5	290
18. UCLA	18-7	280
19. Oklahoma	20-6	263
20. Michigan	21-5	178
21. Syracuse	18-8	143
22. South Florida	20-4	108
<b>23. Texas A&amp;M</b>	<b>19-6</b>	<b>67</b>
24. Kansas State	18-7	66
25. Drake	20-4	51

Others receiving votes: Arizona State 48, Tennessee 17, Kentucky 15, Temple 12, Gonzaga 10, Creighton 9, Green Bay 5, West Virginia 4, Dayton 3, Oregon 2

### ESPN/USA Today Coaches Poll (Feb. 14)

TEAM	RECORD	PTS
1. Connecticut (32)	25-0	800
2. Maryland	25-1	766
<b>3. Mississippi State</b>	<b>25-1</b>	<b>726</b>
4. Baylor	24-2	697
<b>5. South Carolina</b>	<b>21-3</b>	<b>642</b>
6. Notre Dame	23-3	626
7. Florida State	23-3	600
8. Texas	21-4	597
9. Washington	24-3	577
10. Stanford	22-4	494
11. Oregon State	23-3	464
12. Ohio State	22-5	450
13. Louisville	22-6	416
14. Duke	22-4	399
15. DePaul	22-5	328
16. UCLA	18-7	299
17. Miami	19-6	289
18. NC State	19-6	275
19. Oklahoma	20-6	214
20. Michigan	21-5	168
21. Syracuse	18-8	165
22. South Florida	20-4	129
23. Arizona State	16-9	107
<b>24. Texas A&amp;M</b>	<b>19-6</b>	<b>66</b>
25. Temple	19-5	21

Others receiving votes: Drake 20, Tennessee 20, Green Bay 13, Kansas State 8, Creighton 8, West Virginia 5, Indiana 5, California 3, Northwestern 2, Oregon 1

2016-17 opponents in bold

## GAME LEADERS

## LED TEAM IN PTS:

Muhammad - 8	Sisk - 8
Sessom - 5	Manuel - 8
Manuel - 3	Alston - 6
Joseph - 2	Joseph - 3
Gibson - 2	Rowe - 3
Rowe - 2	Lewis - 2
Sisk - 2	Hart - 2

## LED TEAM IN REBS:

Sessom - 12	DOUBLE-FIGURE REBS
Joseph - 6	Sessom - 4
Hart - 2	Joseph - 3
Manuel - 2	Hart - 1
Sisk - 2	20-PT GAMES
Muhate - 1	Muhammad - 6
Rodgers - 1	Sessom - 1
Gibson - 1	Manuel - 1
	Rowe - 1

## LED TEAM IN ASSISTS

Sisk - 14	30-PT GAMES
Alston - 8	
Sessom - 3	DOUBLE-DOUBLES
Hart - 2	Sessom - 4
Rowe - 1	Hart - 1
Manuel - 1	Joseph - 1
Muhammad - 1	

## DOUBLE-FIGURE PTS

Sessom - 19
Muhammad - 15
Gibson - 9

## Notable Numbers - Inside/Outside Scoring

Opponent	Paint	3-Point FG
vs. Southeastern La.	44	7
vs. Lipscomb	44	6
vs. Jacksonville State	26	7
vs. High Point	32	8
vs. Wisconsin	28	6
vs. UNLV	24	7
vs. Jackson State	46	7
at West Virginia	26	4
vs Louisiana Monroe	43	12
vs. Oregon	40	4
vs. VCU	30	10
vs. Austin Peay	48	1
vs. Mississippi Valley State	40	4
vs. Arkansas	44	6
at Alabama	26	7
at Auburn	32	5
vs. Tennessee	34	4
at Mississippi State	34	3
at South Carolina	30	2
vs. Alabama	32	2
at Kentucky	36	5
vs. Georgia	26	7
at Florida	26	10
vs. LSU	16	5
vs. Mississippi State	28	1
vs. Auburn		
at Vanderbilt		
at Missouri		
vs. Texas A&M		

## Notable Numbers - Post vs. Guards Scoring

Opponent	Posts	Guards
vs. Southeastern La.	44	37
vs. Lipscomb	26	50
vs. Jacksonville State	28	40
vs. High Point	28	45
vs. Wisconsin	15	54
vs. UNLV	14	43
vs. Jackson State	34	55
at West Virginia	27	34
vs Louisiana Monroe	31	66
vs. Oregon	41	42
vs. VCU	23	54
vs. Austin Peay	14	52
vs. Mississippi Valley State	29	38
vs. Arkansas	35	38
at Alabama	12	68
at Auburn	32	28
vs. Tennessee	18	49
at Mississippi State	15	47
at South Carolina	18	28
vs. Alabama	21	36
at Kentucky	26	31
vs. Georgia	20	49
at Florida	22	62
vs. LSU	16	35
vs. Mississippi State	17	27
vs. Auburn		
at Vanderbilt		
at Missouri		
vs. Texas A&M		

## In The SEC Rankings - Team Rankings

Category	Ole Miss	Rank
Steals	10.0	3rd
3-PT FG% Defense	.273	3rd
Field Goal % Defense	.374	4th
Turnover Margin	+4.8	4th
Scoring Defense	59.8	5th
Scoring Margin	+8.8	6th
3-PT FG Made	5.6	6th
Assists	14.5	8th
Asst/TO Ratio	0.9	8th
3-PT FG%	.317	8th
Scoring Offense	68.6	9th
Free Throw %	.690	9th
Offensive Rebs	12.5	10th
Blocked Shots	3.2	10th
Field Goal %	.412	11th
Rebounding Offense	37.0	11th
Defensive Rebs	24.5	11th
Rebounding Margin	-1.2	13th
Rebounding Defense	38.2	14th

## In The NCAA Rankings - Team Rankings (Top 50)

Category	Ole Miss	Rank
3-PT FG Defense	.273	20
Turnovers Forced	20.40	25
Steals	251	35
Steals/Gm	10.0	40
Turnover Margin	3.76	41

NOTE: NCAA Stats as of Feb. 14

## Free Throw Shooting Last Five Mins/OT

Player	FT-FTA
Shelby Gibson	9-13
Torri Lewis	2-2
Kate Rodgers	2-2
Bree Glover	5-9
Cecilia Muhate	2-4
Alissa Alston	12-20
Erika Sisk	12-18
Shandricka Sessom	8-9
Shequilia Joseph	2-4
Taylor Manuel	6-7
Chrishae Rowe	1-2
Madinah Muhammad	9-10

## Completed Three-Point Plays

Player	Three-Point Plays
Taylor Manuel	7
Shelby Gibson	6

## First Points / First Substitution

Opponent	1st Pts	How	Time	1st Sub	Time	Opponent	1st Pts	How	Time	1st Sub	Time
SELA	Manuel	Layup	9:47	Lewis	7:29	UT	Muhammad	Jumper	8:43	Alston	5:07
LIP	Sessom	FT	9:50	Gibson	5:32	at MSU	Sessom	Layup	9:33	Gibson	6:14
JV. ST	Joseph	3PT	9:12	Hart	7:06	at USC	Sessom	Jumper	9:14	Alston	7:35
HPU	Sessom	Jumper	9:43	Hart	7:56	ALA	Sessom	Jumper	9:01	Alston	6:17
vs. Wis	Muhammad	Layup	8:27	Alston	6:27	at UK	Muhate	Jumper	9:22	Gibson	7:02
at UNLV	Muhammad	FT	10:00	Alston	8:18	UGA	Manuel	Jumper	8:18	Joseph	6:58
JSU	Alston	Jumper	6:57	Alston	8:02	at UF	Gibson	FT	9:50	Joseph	6:45
at WVU	Joseph	3PT	7:27	Hart	6:30	LSU	Gibson	FT	8:53	Alston	7:37
ULM	Muhammad	FT	9:48	Alston	5:15	MSU	Manuel	Jumper	9:28	Alston	6:25
ORE	Manuel	Layup	8:38	Alston	7:15	AU					
VCU	Joseph	3-PT	9:47	Alston	6:57	at VU					
AP	Sessom	Layup	8:23	Alston	6:00	at MU					
MVSU	Manuel	Jumper	9:43	Lewis	7:28	TAMU					
ARK	Sessom	Layup	9:50	Gibson	6:22						
at ALA	Sessom	Jumper	9:49	Hart	4:31						
at AU	Sisk	Jumper	8:31	Alston	9:08						

## THE LAST TIME ...

## AN OLE MISS TEAM...

Scored 100+ points at home ..... 103 vs. Alabama A&M (Dec. 29, 2015)  
 Scored 100+ points on the road ..... 102 at LSU (Feb. 7, 2010)  
 Scored 100+ points and lost ..... Never Happened  
 Scored 110+ points ..... 110 vs. Rice (Nov. 18, 2005)  
 Won an overtime game ..... 79-71 vs. Southeastern Louisiana (Dec. 29, 2014)  
 Lost an overtime game ..... 72-70 at Mississippi State (Feb. 23, 2014)  
 Won a double overtime game ..... 90-87 at Arkansas (Feb. 4, 2007)  
 Lost a double overtime game ..... 64-57 at Hawai'i (Nov. 27, 2010)  
 Played a triple overtime game ..... W, 102-101 (3OT) at LSU (Feb. 7, 2010)  
 Played a four-overtime game ..... L, 81-86 vs. Arkansas State (Dec. 7, 2001)  
 Won an NCAA Tournament game ..... 90-82 vs. Oklahoma (Mar. 25, 2007)  
 Won a WNIT game ..... 63-48 vs. Georgia Tech (Nov. 22, 2015)  
 Won an SEC Tournament game ..... 63-62 vs. Arkansas (Mar. 5, 2014)  
 Made 40+ field goals ..... 40 vs. Alabama A&M (Dec. 29, 2015)  
 Made 50+ field goals ..... 51 vs. Missouri-St. Louis (Jan. 10, 1983)  
**Made 10+ three-point field goals ..... 10 at Florida (Feb. 6, 2017)**  
**Had 20+ rebound margin ..... 25 vs. Jackson State (Dec. 1, 2016)**  
 Had 25+ rebound margin ..... 28 vs. Nicholls State (Nov. 20, 2010)  
 Had 30+ rebound margin ..... 31 vs. Centenary (Dec. 29, 2009)  
**Had 50+ rebounds ..... 50 vs. Arkansas (Jan. 1, 2017)**  
 Had 60+ rebounds ..... 61 vs. Jacksonville State (Nov. 8, 2013)  
 Had 70+ rebounds ..... 70 vs. Mississippi University for Women (Jan. 26, 1979)  
 Had three players with 10+ rebounds  
 ..... Robertson (10), Lewis (10), Thomas (10) at Sam Houston State (Nov. 17, 2009)  
 Attempted 30+ free throws ..... 38 at Florida (Jan. 8, 2015)  
 Attempted 35+ free throws ..... 38, at Florida (Jan. 8, 2015)  
 Attempted 40+ free throws ..... 41 vs. Southeastern La. (Nov. 9, 2012)  
 Attempted 45+ free throws ..... 46 at Rice (Nov. 17, 2006)  
 Attempted 50+ free throws ..... 50 vs. Mississippi University for Women (Jan. 24, 1976)  
 Made 25+ free throws ..... 25 at Florida (Jan. 8, 2015)  
 Made 30+ free throws ..... 34 at UAB (Nov. 12, 2006)  
 Made 35+ free throws ..... 36 vs. Mississippi University for Women (Jan. 24, 1976)  
**Had 25+ assists ..... 25 vs. La-Monroe (Dec. 10, 2016)**  
 Had 30+ assists ..... 31 vs. Winston-Salem State (Dec. 20, 2009)  
 Had 35+ assists ..... 35 vs. Mississippi State (Feb. 16, 1985)  
 Had 25+ turnovers ..... 30 at LSU (Jan. 29, 2015)  
 Had 35+ turnovers ..... 36 at No. 6 Kentucky (Feb. 2, 2012)  
**Forced 25+ turnovers ..... 25 at No. 16 West Virginia (Dec. 4, 2016)**  
**Forced 30+ turnovers ..... 30 vs. Alabama (Jan. 22, 2016)**  
 Forced 35+ turnovers ..... 40 vs. Mississippi Valley (Dec. 28, 2016)  
**Forced 45+ turnovers ..... 46 vs. Mississippi Valley State (Nov. 16, 2014)**  
**Had 15+ steals ..... 17 vs. Alabama (Jan. 22, 2016)**  
**Had 20+ steals ..... 24 vs. Mississippi Valley (Dec. 28, 2016)**  
 Had 25+ steals ..... 25 vs. Alabama (Mar. 1, 2007)  
**Blocked 5+ shots ..... 6 vs. Tennessee (Jan. 12, 2017)**  
 Blocked 10+ shots ..... 11 vs. Memphis (Nov. 19, 1998)  
**Scored 50 points or less ..... 44 vs. Mississippi State (Feb. 12, 2017)**  
 Scored 40 points or less ..... 37 at Alabama (Feb. 4, 2016)  
 Scored 50 or fewer and won ..... 46-45 vs. Auburn (Jan. 25, 1984)  
**Beat a ranked team ..... 83-67 vs. No. RV/25 Oregon (Dec. 14, 2016)**  
 Beat a ranked team on the road ..... 69-65 at No. 23/24 Arkansas (Jan. 23, 2011)  
**Kept every player on a team out of double figures ..... vs. Mississippi Valley (Dec. 28, 2016)**  
**Had all five starters score in double figures ..... vs. Jacksonville State (Nov. 17, 2016)**  
**Had five+ players score in double figures ..... 5 vs. Jackson State (Dec. 1, 2016)**  
 Had no players score in double figures ..... vs. No. 6 Tennessee (Feb. 12, 2015)  
 Overcame a 10-point+ halftime deficit to win ..... 11 vs. Jacksonville State (Nov. 8, 2013)  
 Overcame a 15-point+ halftime deficit to win ..... 16 vs. Vanderbilt (Jan. 2, 2011)

## AN OLE MISS PLAYER...

Scored 20+ points ..... 22, Madinah Muhammad at Florida (Feb. 6, 2017)  
 Scored 30+ points ..... 36, Torri Lewis vs. New Orleans (Dec. 14, 2015)  
 Scored 40+ points ..... 42, Bianca Thomas vs. LSU (Jan. 17, 2010)  
 Attempted 15+ field goals ..... 19, Shandricka Sessom vs. LSU (Feb. 9, 2017)  
 Attempted 20+ field goals ..... 21, Shandricka Sessom vs. High Point (Nov. 20, 2016)  
 Attempted 25+ field goals ..... 25, Valencia McFarland at Mississippi State (Feb. 23, 2014)  
**Recorded a double-double ..... Sessom (14 pts, 11 rebs) vs. Tennessee (Jan. 12, 2017)**  
 Recorded a triple-double .....  
 ..... Kayla Melson, 11 pts., 11 rbs. & 11 assists vs. Southeastern Louisiana (Nov. 13, 2009)  
**Had 10+ assists ..... 10, Erika Sisk vs. Arkansas (Jan. 1, 2017)**  
 Had 15+ assists ..... 15, Kim Bullard vs. Middle Tennessee (Dec. 21, 1985)  
**Had 5+ blocks ..... 5, Taylor Manuel vs. Mississippi Valley State (Dec. 28, 2016)**

Had 10+ blocks ..... Never Happened  
**Had 5+ steals ..... 5, Erika Sisk vs. LSU (Feb. 9, 2017)**  
 Had 10+ steals ..... 12, Armintie Price vs. Illinois (Dec. 2, 2006)  
 Had 15+ rebounds ..... 18, Bretta Hart vs. Western Kentucky (Dec. 2, 2015)  
 Had 20+ rebounds ..... 20, Armintie Price at Mississippi State (Jan. 26, 2006)  
 Made 15+ field goals ..... 17, Jennifer Gillom vs. Memphis (Dec. 10, 1985)  
 Made 10+ free throws ..... 10, Madinah Muhammad vs. Mississippi State (Feb. 21, 2016)  
 Made 15+ free throws ..... 15, Tia Faleru at Kentucky (Feb. 13, 2014)  
 Attempted 10+ free throws ..... 11, Madinah Muhammad vs. Mississippi State (Feb. 21, 2016)  
 Attempted 15+ free throws ..... 15, Tia Faleru, at Missouri (Feb. 15, 2015)  
 Attempted 20+ free throws ..... 23, Tia Faleru at Kentucky (Feb. 13, 2014)  
 Made 5+ three-pointers ..... 5, Shequila Joseph vs. Kentucky (Jan. 21, 2016)  
 Made 10+ three-pointers ..... 10, Torri Lewis vs. New Orleans (Dec. 14, 2015)  
**Attempted 10+ three-pointers ..... 12, Madinah Muhammad vs. Georgia (Jan. 29, 2017)**  
 Attempted 15+ three-pointers ..... 22, Torri Lewis vs. New Orleans (Dec. 14, 2015)  
 Had 10+ offensive rebounds ..... 11, Tia Faleru vs. Southern (Nov. 20, 2014)  
 Had 10+ defensive rebounds ..... 10, Bretta Hart vs. UL-Lafayette (Nov. 15, 2015)  
 Had 20+ points and 20+ rebounds .....  
 ..... Armintie Price, 22 points & 20 rebounds at Miss. State (Jan. 26, 2006)  
 Had a double-double in two straight games .....  
 ..... Shandricka Sessom vs. Tulane (Dec. 16, 2015) & vs. McNeese State (Dec. 19, 2015)  
 Had a double-double in three straight games .....  
 ..... Tia Faleru vs. Alabama A&M (Dec. 20, 2014) & vs. Southeastern La. (Dec. 29, 2014)  
 ..... vs. Arkansas (Jan. 2, 2015)  
 Had a double-double in four straight games .....  
 ..... Tia Faleru vs. Alabama A&M (Dec. 20, 2014) & vs. Southeastern La. (Dec. 29, 2014)  
 ..... vs. Arkansas (Jan. 2, 2015), at Kentucky (Jan. 4, 2015)  
 Had a double-double in five straight games .....  
 ..... Tia Faleru vs. Alabama A&M (Dec. 20, 2014) & vs. Southeastern La. (Dec. 29, 2014)  
 ..... vs. Arkansas (Jan. 2, 2015), at Kentucky (Jan. 4, 2015), at Florida (Jan. 8, 2015)  
 Had a double-double in seven straight games ..... Armintie Price, Jan. 14-Feb. 8, 2007  
 Had 10+ double-doubles in a season ..... 14 Tia Faleru, 2014-15 season  
 Shot 100% from the floor (min. 5) ..... Monique Jackson, 5-for-5 at Arkansas (Jan. 19, 2014)  
**Played 40 minutes ..... Erika Sisk at Auburn (Jan. 8, 2017)**  
 Played over 40 minutes ..... 45, McFarland, 43 McCray, 41, Moore, vs. Auburn  
 ..... (Mar. 2, 2014)  
**Fouled out ..... Gibson, Muhate, Manuel vs. LSU (Feb. 9, 2017)**

## AN OLE MISS OPPONENT...

Scored 100+ points ..... 108 (Feb. 13, 2014 at Kentucky)  
 Scored 100+ points in Oxford ..... Never Happened  
 Made 40+ field goals ..... 42 (Jan. 16, 2003 at Georgia)  
 Made 10+ three-pointers ..... 14 (Nov. 22, 2015 at Middle Tennessee)  
**Had 50+ rebounds ..... 52 (Feb. 12, 2017 vs. Mississippi State)**  
 Had 60+ rebounds ..... 62 (Jan. 10, 2016 vs. Florida)  
 Had 20+ rebounding margin ..... 20 (Jan. 30, 2011 at Vanderbilt)  
 Had 25+ rebounding margin ..... 28 (Jan. 31, 2016 vs. Missouri)  
**Attempted 35+ free throws ..... 40 (Feb. 9, 2017 vs. LSU)**  
**Made 30+ free throws ..... 36 (Jan. 5, 2016 at Alabama)**  
**Had 25+ turnovers ..... 30 (Jan. 22, 2017 vs. Alabama)**  
 Had 20+ steals ..... 22 (Jan. 29, 2015 at LSU)  
 Had 30+ assists ..... 33 (Jan. 16, 2003 at Georgia)  
**Scored 50 points or less ..... 41 (Dec. 1, 2016 vs. Jackson State)**  
**Scored 40 points or less ..... 30 (Dec. 28, 2016 vs. Mississippi Valley State)**

## AN OLE MISS OPPONENT'S PLAYER...

**Scored 20+ points ..... 21, Ronni Williams (Feb. 6, 2017 at Florida)**  
 Scored 30+ points ..... 31, Jessica Jackson (Jan. 19, 2014 at Arkansas)  
 Scored 40+ points ..... 43, Nina Davis (Dec. 7, 2014 vs. Baylor)  
 Attempted 15+ field goals ..... 21, Victoria Vivians (Feb. 12, 2017 vs. Mississippi State)  
 Attempted 25+ field goals ..... 29, Britney Washington (Nov. 20, 2014 vs. Southern)  
**Made 10+ field goals ..... 11, Evelyn Akhator (Jan. 26, 2017 at Kentucky)**  
 Made 8 + three-pointers ..... 8, Chelsie Wiley (Dec. 20, 2008 at UCF)  
**Made 10+ free throws ..... 10, Jordan Lewis (Jan. 22, 2017 vs. Alabama)**  
 Had 15+ rebounds ..... 18, Teaira McCowan (Feb. 12, 2017 vs. Mississippi State)  
 Had 20+ rebounds ..... 23, Martha Alwal (Feb. 24, 2014 at Mississippi State)  
**Had 10+ assists ..... 13, Janiah McKay (Jan. 8, 2017 vs. Auburn)**  
 Had 8+ steals ..... 8, Maurita Reid (Dec. 15, 2007 at Miami)  
 Had 5+ blocks ..... 5, Aja Wilson (Feb. 25, 2016 vs. South Carolina)  
**Recorded a double-double Teaira McCowan, 17 pts, 18 rebs (Feb. 12, 2017 vs. Mississippi State)**  
 Recorded a triple-double ..... Kaihla Szunko, 21 points, 16 rebounds,  
 ..... 10 steals (Dec. 18, 2010 at Central Michigan)  
 \* Game called with 5:24 left in the second half due to rain on the floor.



# 1 - BREE GLOVER

**G • 5-10 • FR. • HS**

**GLASGOW, KY. (GLASGOW)**

**MAJOR: ELEMENTARY EDUCATION**

## SEASON HIGHS

**Points:** 6, vs. La-Monroe, 12/10/16

**Rebounds:** 4, vs. La-Monroe, 12/10/16

**Assists:** 2, 2x last vs. La-Monroe, 12/10/16

**Steals:** 3, vs. La-Monroe, 12/10/16

**Blocks:** 1, 2x, last vs. La-Monroe, 12/10/16

**Field Goals:** 2, vs. La-Monroe, 12/10/16

**Free Throws:** 2, 3x, last at Kentucky, 1/26/17

**Three Pointers:**

## CAREER HIGHS

**Points:** 6, vs. La-Monroe, 12/10/16

**Rebounds:** 4, vs. La-Monroe, 12/10/16

**Assists:** 2, 2x last vs. La-Monroe, 12/10/16

**Steals:** 3, vs. La-Monroe, 12/10/16

**Blocks:** 1, 2x, last vs. La-Monroe, 12/10/16

**Field Goals:** 2, vs. La-Monroe, 12/10/16

**Free Throws:** 2, 3x, last at Kentucky, 1/26/17

**Three Pointers:**

## MISCELLANEOUS

**Double-Figure Points:**

**Double-Figure Rebounds:**

**Double-Doubles:**

**5+ Rebounds:**

**5+ Assists:**

**Led Team in Points:**

**Led Team in Rebounds:**

**Led Team in Assists:**

## GLOVER NOTEBOOK

**SEC RANKS:**

**NCAA RANKS:**

**ACCOLADES:**

**LAST GAME:** 1 rebs, 1 asst in 11 minutes vs. No. 3 Mississippi State

- 3 rebs vs. Georgia is career high vs. SEC opponent
- Tallied five points at Kentucky - most points in SEC play for the freshman
- Made SEC debut against South Carolina and first appearance in five games
- Career day vs. La-Monroe with career highs in pts (6), rebounds (4) and field goal (2)
- 5-10 wing player ranked 86th in her class and the No. 14 ranked wing player in the class of 2016 according to ESPN HoopGurlz and earned a No. 30 ranking from Prospects Nation
- *Louisville Courier Journal*/first team all-state selection as a senior
- Senior year averaged 25.0 points, 10.2 rebounds, 3.9 blocks and 3.3 assists
- 

## 2016-17 GAME-BY-GAME STATS// BREE GLOVER

				Total		3-Pointers		Free throws		Rebounds											
Opponent	Date	gs	min	fg-fga	pct	3fg-fga	pct	ft-fa	pct	off	def	tot	avg	pf	a	t/o	blk	stl	pts	avg	
SOUTHEASTERN LOUISI	11/11/16	14	1-2	.500	0-0	.000	2-3	.667	0	2	2	2.0	2	2	2	1	0	4	4.0		
LIPSCOMB	11/13/16	5	0-0	.000	0-0	.000	1-2	.500	1	1	2	2.0	1	0	0	0	0	1	2.5		
JACKSONVILLE STATE	11/17/16	dnp	-	-	-	-	-	-	-	-	-	-	-	-	-	-	-	-	-		
HIGH POINT	11/20/16	4	0-0	.000	0-0	.000	0-0	.000	0	0	0	1.3	0	0	1	0	0	0	1.7		
vs Wisconsin	11/26/16	2	0-0	.000	0-0	.000	0-0	.000	0	0	0	1.0	0	0	0	0	0	0	1.3		
at UNLV	11/27/16	dnp	-	-	-	-	-	-	-	-	-	-	-	-	-	-	-	-	-		
JACKSON STATE	12/1/16	13	0-4	.000	0-0	.000	0-0	.000	0	3	3	1.4	1	0	3	0	0	0	1.0		
at West Virginia	12-4-16	dnp	-	-	-	-	-	-	-	-	-	-	-	-	-	-	-	-	-		
ULM	12/10/16	15	2-7	.286	0-2	.000	2-2	1.000	3	1	4	1.8	2	2	2	1	3	6	1.8		
OREGON	12/14/16	dnp	-	-	-	-	-	-	-	-	-	-	-	-	-	-	-	-	-		
VCU	12/17/16	5	1-1	1.000	1-1	1.000	0-0	.000	0	0	0	1.6	0	0	0	0	0	3	2.0		
AUSTIN PEAY	12/20/16	6	0-1	.000	0-0	.000	0-0	.000	0	0	0	1.4	0	0	1	0	0	0	1.8		
MISSISSIPPI VALLEY	12/28/16	2	0-0	.000	0-0	.000	0-0	.000	0	0	0	1.2	0	0	0	0	0	0	1.6		
ARKANSAS	01/01/17	dnp	-	-	-	-	-	-	-	-	-	-	-	-	-	-	-	-	-		
at Alabama	01/05/17	dnp	-	-	-	-	-	-	-	-	-	-	-	-	-	-	-	-	-		
at Auburn	1/8/17	dnp	-	-	-	-	-	-	-	-	-	-	-	-	-	-	-	-	-		
TENNESSEE	01/12/17	dnp	-	-	-	-	-	-	-	-	-	-	-	-	-	-	-	-	-		
at Mississippi State	01/16/17	dnp	-	-	-	-	-	-	-	-	-	-	-	-	-	-	-	-	-		
at #5/5 South Carolina	01/19/17	6	1-2	.500	0-1	.000	0-2	.000	0	0	0	1.1	0	0	0	0	0	2	1.6		
ALABAMA	01/22/17	dnp	-	-	-	-	-	-	-	-	-	-	-	-	-	-	-	-	-		
at KENTUCKY	01/26/17	17	1-4	.250	1-2	.500	2-2	1.000	0	0	0	1.0	0	1	3	0	0	5	1.9		
GEORGIA	01/29/17	9	0-1	.000	0-1	.000	0-0	.000	1	2	3	1.2	1	0	2	0	1	0	1.8		
at Florida	02/06/17	dnp	-	-	-	-	-	-	-	-	-	-	-	-	-	-	-	-	-		
LSU	02/09/17	dnp	-	-	-	-	-	-	-	-	-	-	-	-	-	-	-	-	-		
MISSISSIPPI STATE	02/12/17	11	0-1	.000	0-1	.000	0-0	.000	0	1	1	1.2	0	1	0	0	0	0	1.6		
Totals		0	109	6-23	.261	2-8	.250	7-11	.636	5	10	15	1.2	7	6	14	2	4	21	1.6	

Games played: 13  
Minutes/game: 8.4  
Points/game: 1.6  
FG Pct: 26.1  
3FG Pct: 25.0  
FT Pct: 63.6

Rebounds/game: 1.2  
Assists/game: 0.5  
Turnovers/game: 1.1  
Assist/turnover ratio: 0.4  
Steals/game: 0.3  
Blocks/game: 0.2

			Total		3-Point		F-Throws		Rebounds											Scoring	
Season	gp-gs	min/avg	fg-fga	pct	fg-fga	pct	ft-fa	pct	off	def	tot	avg	pf	fo	ast	to	blk	stl	pts	avg	
2016-17	13-0	109/8.4	6-23	.261	2-8	.250	7-11	.636	5	10	15	1.2	7	0	6	14	2	4	21	1.6	
TOTAL	13-0	109/8.4	6-23	.261	2-8	.250	7-11	.636	5	10	15	1.2	7	0	6	14	2	4	21	1.6	





## 5 - ERIKA SISK

**G • 5-9 • SR. • 2L**

**OXFORD, MISS. (OXFORD/MURRAY STATE)**

**MAJOR: GENERAL STUDIES (DEC. GRADUATE)**

### SEASON HIGHS

**Points:** 16, vs. Austin Peay, 12/20/16

**Rebounds:** 9, vs. Lipscomb, 11/13/16

**Assists:** 10, 2x, last vs. Arkansas, 1/1/17

**Steals:** 6, vs. Mississippi Valley State, 12/28/16

**Blocks:** 1, 3x, last vs. Wisconsin, 11/26/16

**Field Goals:** 7, vs. Lipscomb, 11/13/16

**Free Throws:** 5, vs. Jacksonville State, 11/17/16

**Three Pointers:** 2, vs. Jacksonville State, 11/17/16

### CAREER HIGHS

**Points:** 29, vs. Tennessee State, 2/11/13

**Rebounds:** 9, 2x, last vs. Lipscomb, 11/13/16

**Assists:** 10, 2x, last vs. Arkansas, 1/1/17

**Steals:** 8, vs. McNeese State, 12/19/15

**Blocks:** 1, 8x, last vs. Wisconsin, 11/26/16

**Field Goals:** 10, 2x, last vs. Tennessee State, 2/11/13

**Free Throws:** 10, vs. LSU, 2/26/15

**Three Pointers:** 3, 4x, last vs. Florida, 1/10/16

### MISCELLANEOUS

**Double-Figure Points:** 8

**Double-Figure Rebounds:**

**Double-Doubles:**

**5+ Rebounds:** 5

**5+ Assists:** 9

**Led Team in Points:** 2

**Led Team in Rebounds:** 1

**Led Team in Assists:** 14

### SISK NOTEBOOK

**SEC RANKS:** Steals/Gm (4th-2.2); Assists (6th-4.0), Assist/TO Ratio (13th-1.4)

**NCAA RANKS:** Steals (76th-54); Steals/Gm (96th-2.16)

**ACCOLADES:**

**LAST GAME:** 14 pts, 6 rebs, 2 assts, 1 stl in 24 minutes vs. No. 3 Mississippi State

- 14 pts vs Mississippi State mark first SEC game in double figures
- Averaging 5.5 rpg over last two contests; averaging 3.6 rpg on the season
- 5 stls vs. LSU is third game of 5+ steals this season; averaging 2.2 spg
- First Ole Miss player to play 40 minutes this season (at Auburn)
- Earned 1,000th career point against Jackson State (includes Murray State numbers); Ole Miss' 27th 1,000-point scorer
- Has twice posted 10 assists this season; averaging 4.0 assists/gm which ranks No. 4 in the SEC
- Earned 100th assist this season vs. Mississippi State (Feb. 12); approaching 400 career assists (338)
- No. 3 on the SEC active steals list (188) and No. 7 on the assists list (270). (Only includes numbers from Ole Miss, 2014-17)
- Earned her 300th career assist vs. Mississippi Valley State
- 3 steals from cracking the top 5 all-time at Ole Miss with 245 career steals
- Will serve as team captain along with sophomore Alissa Alston and junior Shandricka Sessom
- Graduated in December with a degree in General Studies

### 2016-17 GAME-BY-GAME STATS// ERIKA SISK

				Total		3-Pointers		Free throws		Rebounds											
Opponent	Date	gs	min	fg-fga	pct	3fg-fga	pct	ft-fa	pct	off	def	tot	avg	pf	a	t/o	blk	stl	pts	avg	
SOUTHEASTERN LOUISI	11/11/16	*	33	3-7	.429	1-4	.250	0-0	.000	2	3	5	5.0	2	7	5	0	2	7	7.0	
LIPSCOMB	11/13/16	*	30	7-11	.636	0-0	.000	0-3	.000	3	6	9	7.0	4	4	0	1	2	14	10.5	
JACKSONVILLE STATE	11/17/16	*	35	4-11	.364	2-3	.667	5-8	.625	1	3	4	6.0	1	6	2	1	5	15	12.0	
HIGH POINT	11/20/16	*	37	5-13	.385	0-1	.000	1-2	.500	5	3	8	6.5	1	8	2	0	1	11	11.8	
vs Wisconsin	11/26/16	*	24	4-5	.800	1-1	1.000	0-2	.000	0	3	3	5.8	2	1	4	1	2	9	11.2	
at UNLV	11/27/16	*	26	1-5	.200	0-1	.000	1-3	.333	0	3	3	5.3	2	3	4	0	2	3	9.8	
JACKSON STATE	12/1/16	*	20	4-6	.667	0-0	.000	4-8	.500	4	1	5	5.3	3	6	3	0	2	12	10.1	
at West Virginia	12-4-16	*	25	5-7	.714	0-0	.000	1-1	1.000	2	0	2	4.9	4	3	2	0	0	11	10.3	
ULM	12/10/16	*	18	4-10	.400	1-3	.333	4-4	1.000	1	2	3	4.7	2	3	2	0	4	13	10.6	
OREGON	12/14/16	*	25	3-10	.300	0-3	.000	2-2	1.000	1	1	2	4.4	0	7	3	0	3	8	10.3	
VCU	12/17/16	*	25	3-6	.500	1-2	.500	1-2	.500	1	1	2	4.2	0	10	5	0	1	8	10.1	
AUSTIN PEAY	12/20/16	*	32	6-13	.462	0-1	.000	4-6	.667	0	2	2	4.0	0	1	1	0	3	16	10.6	
MISSISSIPPI VALLEY	12/28/16	*	22	3-7	.429	1-1	1.000	0-2	.000	0	1	1	3.8	0	5	3	0	6	7	10.3	
ARKANSAS	01/01/17	*	27	3-6	.500	0-2	.000	1-2	.500	2	2	4	3.8	1	10	2	0	1	7	10.1	
at Alabama	01/05/17	*	18	2-4	.500	0-1	.000	2-3	.667	1	0	1	3.6	5	5	3	0	4	6	9.8	
at Auburn	1/8/17	*	40	4-9	.444	1-3	.333	0-0	.000	0	3	3	3.6	0	5	2	0	2	9	9.8	
TENNESSEE	01/12/17	*	26	3-8	.375	0-1	.000	3-4	.750	0	3	3	3.5	3	2	2	0	1	9	9.7	
at Mississippi State	01/16/17	*	34	3-7	.429	0-0	.000	2-2	1.000	1	6	7	3.7	2	3	5	0	0	8	9.6	
at #5/5 South Carolina	01/19/17	*	30	2-8	.250	1-3	.333	0-0	.000	0	2	2	3.6	0	1	3	0	1	5	9.4	
ALABAMA	01/22/17	*	27	2-6	.333	0-2	.000	1-2	.500	0	1	1	3.5	3	2	4	0	4	5	9.2	
at KENTUCKY	01/26/17	*	24	0-3	.000	0-1	.000	0-0	.000	1	3	4	3.5	1	1	3	0	0	0	8.7	
GEORGIA	01/29/17	*	15	1-4	.250	0-2	.000	0-0	.000	0	3	3	3.5	0	2	1	0	0	2	8.4	
at Florida	02/06/17	*	16	4-6	.667	1-2	.500	0-0	.000	1	1	2	3.4	2	1	2	0	2	9	8.4	
LSU	02/09/17	*	27	2-8	.250	0-1	.000	3-4	.750	1	4	5	3.5	3	2	6	0	5	7	8.4	
MISSISSIPPI STATE	02/12/17	*	24	6-12	.500	0-0	.000	2-4	.500	3	3	6	3.6	2	2	4	0	1	14	8.6	
Totals			25	660	84-192	.438	10-38	.263	37-64	.578	30	60	90	3.6	43	100	73	3	54	215	8.6

Games played: 25

Minutes/game: 26.4

Points/game: 8.6

FG Pct: 43.8

3FG Pct: 28.3

FT Pct: 57.8

Rebounds/game: 3.6

Assists/game: 4.0

Turnovers/game: 2.9

Assist/turnover ratio: 1.4

Steals/game: 2.2

Blocks/game: 0.1

### CAREER STATISTICS \*THESE STATS INCLUDE SISK'S TIME AT MURRAY STATE (DIFFERENT FROM CAREER SUMMARY IN BACK OF NOTES)

#### ERIKA SISK'S CAREER STATISTICS

Year	GP-GS	FG-FGA	Pct.	3P-A	Pct.	FT-FTA	Pct.	Reb-Avg	Pts.-Avg.	A	B	S
2012-13*	29-29	127-371	.342	34-131	.260	107-158	.677	100-3.4	395-13.6	61	2	53
2014-15	33-33	97-289	.336	15-95	.158	93-140	.664	103-3.0	302-9.2	94	4	73
2015-16	30-28	81-237	.342	10-50	.200	67-95	.705	93-3.1	239-8.0	83	0	66
2016-17	25-25	84-192	.438	10-38	.263	37-64	.578	90-3.6	214-8.6	100	3	54
TOTALS	117-115	389-1089	.357	69-314	.219	304-457	.665	386-3.3	1150-9.8	338	9	246

\*FROM MURRAY STATE



## 10 - CECILIA MUHATE

F/C • 6-2 • SO. • 1L

MADRID, SPAIN (ARTURO SORIA)

MAJOR: PSYCHOLOGY

### SEASON HIGHS

**Points:** 6, 3x, last at Florida, 2/6/17

**Rebounds:** 7, 2x, last vs. La-Monroe, 12/10/16

**Assists:** 1, 4x, last vs. LSU, 2/9/17

**Steals:** 1, 4x, last vs. Georgia, 1/29/17

**Blocks:** 1, 4x, last at Florida, 2/6/17

**Field Goals:** 2, 3x last at Florida, 2/6/17

**Free Throws:** 3, vs. La-Monroe, 12/10/16

**Three Pointers:**

### CAREER HIGHS

**Points:** 8, at South Carolina, 1/28/16

**Rebounds:** 9, vs. Florida, 1/10/16

**Assists:** 2, 3x, last at Georgia, 2/7/16

**Steals:** 2, vs. Missouri State, 11/19/15

**Blocks:** 2, 2x, last at Alabama, 2/4/16

**Field Goals:** 4, at South Carolina, 1/28/16

**Free Throws:** 3, vs. La-Monroe, 12/10/16

**Three Pointers:**

### MISCELLANEOUS

**Double-Figure Points:**

**Double-Figure Rebounds:**

**Double-Doubles:**

**5+ Rebounds:** 4

**5+ Assists:**

**Led Team in Points:**

**Led Team in Rebounds:** 2

**Led Team in Assists:**

### MUHATE NOTEBOOK

**SEC RANKS:**

**NCAA RANKS:**

**ACCOLADES:**

**LAST GAME:** 2 pts, 1 asst in 9 minutes vs. No. 3 Mississippi State

- Has started each of the last five games, has made six career starts
- Tallied most points in an SEC outing this season with 6 pts vs. Alabama (Jan. 22) and at Florida
- Has grabbed a rebound in 10 of the last 14 games
- Has posted four games of 5+ rebounds; tied season-high with 7 rebs vs. La.-Monroe (Dec. 10)
- Averaged 2.1 ppg, 2.9 rpg in 23 appearances as a freshman in 2015-16. Made one start vs. Missouri State (11/19/16)
- Joins Shequela Joseph as internationals on the Ole Miss squad hailing from Madrid, Spain
- In summer of 2015 was a member of Spain's U18 national team which won gold at the Euro Championships
- 
- 
- 

### 2016-17 GAME-BY-GAME STATS//CECILIA MUHATE

				Total		3-Pointers		Free throws		Rebounds											
Opponent	Date	gs	min	fg-fga	pct	3fg-fga	pct	ft-fa	pct	off	def	tot	avg	pf	a	t/o	blk	stl	pts	avg	
SOUTHEASTERN LOUISI	11/11/16	12		2-4	.500	0-0	.000	2-2	1.000	1	6	7	7.0	2	0	3	1	0	6	6.0	
LIPSCOMB	11/13/16	10		0-2	.000	0-0	.000	0-0	.000	1	2	3	5.0	1	1	1	0	1	0	3.0	
JACKSONVILLE STATE	11/17/16	4		0-0	.000	0-0	.000	0-0	.000	0	1	1	3.7	2	0	0	0	1	0	2.0	
HIGH POINT	11/20/16	3		0-0	.000	0-0	.000	0-0	.000	0	0	0	2.8	0	0	0	0	0	0	1.5	
vs Wisconsin	11/26/16	7		0-0	.000	0-0	.000	0-0	.000	1	2	3	2.8	1	0	3	0	0	0	1.2	
at UNLV	11/27/16	dnp		-	-	-	-	-	-	-	-	-	-	-	-	-	-	-	-	-	
JACKSON STATE	12/1/16	18		1-2	.500	0-0	.000	0-2	.000	1	4	5	3.2	3	0	0	0	0	2	1.3	
at West Virginia	12-4-16	2		0-1	.000	0-0	.000	0-0	.000	0	0	0	2.7	0	0	0	0	0	0	1.1	
ULM	12/10/16	19		1-5	.200	0-0	.000	3-6	.500	4	3	7	3.3	1	1	1	0	0	5	1.6	
OREGON	12/14/16	2		0-1	.000	0-0	.000	0-0	.000	0	0	0	2.9	0	0	0	0	0	0	1.4	
VCU	12/17/16	8		1-1	1.000	0-0	.000	0-0	.000	0	2	2	2.8	1	0	0	0	1	0	1.5	
AUSTIN PEAY	12/20/16	11		0-0	.000	0-0	.000	0-0	.000	0	2	2	2.7	3	0	0	0	0	0	1.4	
MISSISSIPPI VALLEY	12/28/16	10		1-4	.250	0-0	.000	0-0	.000	3	1	4	2.8	1	0	0	1	0	2	1.4	
ARKANSAS	01/01/17	4		0-1	.000	0-0	.000	0-0	.000	0	0	0	2.6	0	0	0	0	0	0	1.3	
at Alabama	01/05/17	6		0-0	.000	0-0	.000	0-0	.000	2	0	2	2.6	0	0	0	0	0	0	1.2	
at Auburn	1/8/17	3		0-1	.000	0-0	.000	0-0	.000	0	0	0	2.4	0	0	0	0	0	0	1.1	
TENNESSEE	01/12/17	4		0-1	.000	0-0	.000	0-0	.000	0	1	1	2.3	0	0	0	0	0	0	1.1	
at Mississippi State	01/16/17	5		1-1	1.000	0-0	.000	0-0	.000	0	0	0	2.2	3	0	2	0	0	2	1.1	
at #5/5 South Carolina	01/19/17	3		0-0	.000	0-0	.000	0-0	.000	0	0	0	2.1	0	0	0	0	0	1	0	
ALABAMA	01/22/17	21		2-6	.333	0-0	.000	2-2	1.000	1	1	2	2.1	4	0	0	0	0	6	1.3	
at KENTUCKY	01/26/17	* 22		1-3	.333	0-0	.000	0-0	.000	0	3	3	2.1	4	0	1	0	0	2	1.4	
GEORGIA	01/29/17	* 12		0-0	.000	0-0	.000	0-0	.000	1	1	2	2.1	0	1	0	0	1	0	1.3	
at Florida	02/06/17	* 24		2-4	.500	0-0	.000	2-2	1.000	2	4	6	2.3	5	0	0	1	0	6	1.5	
LSU	02/09/17	* 16		0-1	.000	0-0	.000	0-0	.000	0	1	1	2.2	5	1	1	0	0	0	1.4	
MISSISSIPPI STATE	02/12/17	* 9		1-1	1.000	0-0	.000	0-0	.000	0	1	1	2.2	1	0	0	0	0	2	1.5	
Totals		5	235	13-39	.333	0-0	.000	9-14	.643	17	35	52	2.2	37	4	12	4	4	35	1.5	

Games played: 24

Minutes/game: 9.8

Points/game: 1.5

FG Pct: 33.3

FT Pct: 64.3

Rebounds/game: 2.2

Assists/game: 0.2

Turnovers/game: 0.5

Assist/turnover ratio: 0.3

Steals/game: 0.2

Blocks/game: 0.2

			Total		3-Point		F-Throws		Rebounds											Scoring	
Season	gp-gs	min/avg	fg-fga	pct	fg-fga	pct	ft-fa	pct	off	def	tot	avg	pf	fo	ast	to	blk	stl	pts	avg	
2015-16	23-1	246/10.7	19-40	.475	0-0	.000	10-24	.417	27	39	66	2.9	34	1	9	17	11	12	48	2.1	
2016-17	23-4	226/9.8	12-38	.316	0-0	.000	9-14	.643	17	34	51	2.2	36	2	4	12	4	4	33	1.4	
TOTAL	46-5	472/10.3	31-78	.397	0-0	.000	19-38	.500	44	73	117	2.5	70	3	13	29	15	16	81	1.8	



## 11 - SHEQUILA JOSEPH

**F • 6-3 • SR. • 3L**

**LONDON, ENGLAND (BARKING ABBEY)**

**MAJOR: EXERCISE SCIENCE**

### SEASON HIGHS

**Points:** 16, at Auburn, 1/8/17

**Rebounds:** 13, vs. Arkansas, 1/1/17

**Assists:** 3, at South Carolina, 1/19/17

**Steals:** 4, vs. Arkansas, 1/1/17

**Blocks:** 2, 2x, at Mississippi State, 1/16/17

**Field Goals:** 7, vs. Arkansas, 1/1/17

**Free Throws:** 4, at Auburn, 1/8/17

**Three Pointers:** 3 vs. Jacksonville State, 11/17/16

### CAREER HIGHS

**Points:** 21, 2x last vs. Kentucky, 1/21/16

**Rebounds:** 13, vs. Arkansas, 1/1/17

**Assists:** 8, vs. South Alabama, 12/14/14

**Steals:** 4, vs. Arkansas, 1/1/17

**Blocks:** 3, at Kentucky, 1/4/15

**Field Goals:** 8, 2x last vs. Kentucky, 1/21/16

**Free Throws:** 7, vs. Missouri, 1/2/14

**Three Pointers:** 5, 2x, last vs. Kentucky, 1/21/16

### MISCELLANEOUS

**Double-Figure Points:** 3

**Double-Figure Rebounds:** 3

**Double-Doubles:** 1

**5+ Rebounds:** 15

**5+ Assists:**

**Led Team in Points:** 2

**Led Team in Rebounds:** 6

**Led Team in Assists:** 1

### JOSEPH NOTEBOOK

**SEC RANKS:**

**NCAA RANKS:**

**ACCOLADES:**

**LAST GAME:** 3 pts, 2 rebs in 10 minutes vs. No. 3 Mississippi State

- 8 pts vs. LSU is most points since scoring 16 at Auburn and her 3rd most pts vs. an SEC opponent this season
- Nailed two 3-PT FG's vs. LSU; 4 games with multiple 3-PT FG's
- Scored her 600th point and grabbed her 400th rebound at South Carolina
- Third game in double figures with a season-high 16 pts at Auburn
- Averaging 6.0 ppg and 5.2 rpg in SEC games
- Career night vs. Arkansas, set career highs in rebounds (13) and steals (4)
- Recorded second career double-double and first of the season vs. Arkansas (15 pts, 13 rebs)
- Has recorded 5+ rebounds in 13 games and has three games with double-figure rebounds
- Approaching 100th career 3-PT FG (98); has hit a triple in 12 of 24 games this season
- Ranks No. 8 on SEC active 3-PT FG's list (98)
- Played her 100th career game vs. UNLV
- Joins Bretta Hart as members of Matt Insell's first recruiting class at Ole Miss
- Hails from London England and is one of two internationals on the roster

### 2016-17 GAME-BY-GAME STATS//SHEQUILA JOSEPH

Opponent	Date	gs	min	Total		3-Pointers		Free throws		Rebounds				pf	a	t/o	blk	stl	pts	avg	
				fg-fga	pct	3fg-fga	pct	ft-fita	pct	off	def	tot	avg								
SOUTHEASTERN LOUISI	11/11/16	*	15	1-2	.500	1-2	.500	1-2	.500	2	5	7	7.0	0	2	2	1	0	4	4.0	
LIPSCOMB	11/13/16	*	21	3-5	.600	2-3	.667	0-2	.000	5	2	7	7.0	2	2	0	0	2	8	6.0	
JACKSONVILLE STATE	11/17/16	*	34	5-10	.500	3-6	.500	0-0	.000	2	7	9	7.7	0	2	3	1	2	13	8.3	
HIGH POINT	11/20/16	*	29	2-10	.200	1-4	.250	2-4	.500	4	6	10	8.3	5	0	2	1	1	7	8.0	
vs Wisconsin	11/26/16	*	11	0-4	.000	0-1	.000	0-0	.000	3	0	3	7.2	3	0	1	0	1	0	6.4	
at UNLV	11/27/16	*	21	0-5	.000	0-4	.000	0-0	.000	0	2	2	6.3	1	1	2	0	1	0	5.3	
JACKSON STATE	12/1/16		13	2-3	.667	1-2	.500	0-0	.000	3	1	4	6.0	0	2	1	0	3	5	5.3	
at West Virginia	12-4-16	*	32	2-8	.250	1-3	.333	1-2	.500	6	5	11	6.6	2	1	0	0	0	6	5.4	
ULM	12/10/16	*	13	1-4	.250	0-1	.000	0-0	.000	1	4	5	6.4	0	0	0	0	2	2	5.0	
OREGON	12/14/16	*	14	1-4	.250	1-4	.250	0-0	.000	1	2	3	6.1	2	1	0	0	1	3	4.8	
VCU	12/17/16	*	17	3-4	.750	1-2	.500	0-0	.000	0	3	3	5.8	3	2	1	0	0	7	5.0	
AUSTIN PEAY	12/20/16	*	1	0-1	.000	0-1	.000	0-0	.000	0	0	0	5.3	0	0	0	0	0	0	4.6	
MISSISSIPPI VALLEY	12/28/16	*	16	0-4	.000	0-3	.000	0-0	.000	1	5	6	5.4	3	1	0	1	2	0	4.2	
ARKANSAS	01/01/17	*	39	7-13	.538	1-4	.250	0-0	.000	4	9	13	5.9	2	2	0	0	4	15	5.0	
at Alabama	01/05/17	*	23	2-6	.333	0-2	.000	0-0	.000	0	6	6	5.9	4	1	1	1	0	4	4.9	
at Auburn	1/8/17	*	33	5-10	.500	2-6	.333	4-4	1.000	3	3	6	5.9	2	1	2	1	2	16	5.6	
TENNESSEE	01/12/17	*	30	2-5	.400	0-0	.000	3-4	.750	5	2	7	6.0	3	1	1	0	0	7	5.7	
at Mississippi State	01/16/17	*	27	2-5	.400	0-1	.000	0-1	.000	1	1	2	5.8	2	0	1	2	2	4	5.6	
at #5/5 South Carolina	01/19/17	*	30	2-8	.250	0-2	.000	1-2	.500	1	5	6	5.8	4	3	3	1	1	5	5.6	
ALABAMA	01/22/17	*	19	1-4	.250	0-2	.000	0-0	.000	1	1	2	5.6	0	1	0	0	0	2	5.4	
at KENTUCKY	01/26/17	dnp		-	-	-	-	-	-	-	-	-	-	-	-	-	-	-	-	-	
GEORGIA	01/29/17		30	0-3	.000	0-3	.000	2-2	1.000	0	6	6	5.6	1	1	2	0	1	2	5.2	
at Florida	02/06/17		19	0-3	.000	0-2	.000	0-0	.000	0	5	5	5.6	2	1	0	0	0	0	5.0	
LSU	02/09/17		22	3-4	.750	2-3	.667	0-0	.000	0	2	2	5.4	4	1	0	0	3	8	5.1	
MISSISSIPPI STATE	02/12/17		10	1-2	.500	1-2	.500	0-0	.000	0	2	2	5.3	1	0	0	0	0	3	5.0	
Totals			19	519	45-127	.354	17-63	.270	14-23	.609	43	84	127	5.3	46	26	22	11	28	121	5.0

Games played: 24  
Minutes/game: 21.6  
Points/game: 5.0  
FG Pct: 35.4  
3FG Pct: 27.0  
FT Pct: 60.9

Rebounds/game: 5.3  
Assists/game: 1.1  
Turnovers/game: 0.9  
Assist/turnover ratio: 1.2  
Steals/game: 1.2  
Blocks/game: 0.5

			Total		3-Point		F-Throws		Rebounds										Scoring	
Season	gp-gs	min/avg	fg-fga	pct	fg-fga	pct	ft-fa	pct	off	def	tot	avg	pf	fo	ast	to	blk	stl	pts	avg
2013-14	32-32	595/18.6	65-217	.300	37-141	.262	27-36	.750	44	54	98	3.1	59	1	26	42	14	11	194	6.1
2014-15	32-1	356/11.1	40-120	.333	15-67	.224	20-31	.645	33	36	69	2.2	50	0	26	38	6	16	115	3.6
2015-16	30-27	743/24.8	67-196	.342	29-104	.279	24-38	.632	52	73	125	4.2	62	1	17	51	11	22	187	6.2
2016-17	24-19	519/21.6	45-127	.354	17-63	.270	14-23	.609	43	84	127	5.3	46	1	26	22	11	28	121	5.0
TOTAL	118-79	2213/18.8	217-660	.329	98-375	.261	85-128	.664	172	247	419	3.6	217	3	95	153	42	77	617	5.2



## 20 - MADINAH MUHAMMAD

G • 5-8 • SO. • 1L

CHICAGO, ILL. (WHITNEY YOUNG)

MAJOR: EXERCISE SCIENCE

### SEASON HIGHS

**Points:** 24, at UNLV, 11/27/16

**Rebounds:** 5, 2x last at Florida, 2/6/17

**Assists:** 4, 3x, last at Kentucky, 1/26/17

**Steals:** 7 vs. Southeastern La. 11/11/16

**Blocks:** 1, 5x, last vs. Mississippi State, 2/12/17

**Field Goals:** 8, at UNLV, 11/27/16

**Free Throws:** 7, 2x last at Alabama, 1/5/17

**Three Pointers:** 4, 4x, last at Florida, 2/6/17

### CAREER HIGHS

**Points:** 24, at UNLV, 11/27/16

**Rebounds:** 5, 2x last at Florida, 2/6/17

**Assists:** 4, 4x, last at Kentucky, 1/26/17

**Steals:** 7, vs. Southeastern La., 11/11/16

**Blocks:** 1, 11x, last vs. Mississippi State, 2/12/17

**Field Goals:** 8, at UNLV, 11/27/16

**Free Throws:** 10, vs Mississippi State 2/21/16

**Three Pointers:** 4, 6x, last at Florida, 2/6/17

### MISCELLANEOUS

**Double-Figure Points:** 15

**Double-Figure Rebounds:**

**Double-Doubles:**

**5+ Rebounds:** 2

**5+ Assists:**

**Led Team in Points:** 8

**Led Team in Rebounds:**

**Led Team in Assists:** 1

### MUHAMMAD NOTEBOOK

**SEC RANKS:** Free Throw Percentage (5th-.831); 3PT FGs Made (7th-1.7/Gm); Scoring (21st-13.1)

**NCAA RANKS:** Free Throw Percentage (60th-.831)

**ACCOLADES:**

**LAST GAME:** 10 pts, 3 rebs, 2 stls, 1 blk in 31 minutes vs. No. 3 Mississppi State

- Sixth straight game in double figures with 10 pts vs. Mississippi State; averaging 15.3 ppg over the last six contests
- Nailed 4 triples vs. Georgia and Florida, tying her career-best; 4 is also her most 3-PT FG's in SEC play this season
- Tied career high in assists (4) for second straight game at Kentucky. Has hit that mark 3x this season and 4x in her career
- In double figures in 11 of the last 15 games and in each of the last six games
- 6th 20-pt game of the year with 22 pts at Florida - most for an Ole Miss player
- In SEC play is 30-of-36 from the FT line (.833) and overall is 64-of-77 (.831)
- Averaging 12.3 ppg in SEC play and leading Ole Miss in scoring with 13.1 ppg
- 10 games with multiple 3-PT FG's; including five of the last six contests
- Posted career high five rebounds vs. UNLV (Nov. 27)
- New career high with 24 pts vs. UNLV; only Ole Miss player with back-to-back games of 20+ this season
- Set a career high in steals with a game-high 7 vs. Southeastern La.; also tied career high in field goals (7)
- Has increased offensive production by 6.6 ppg from freshman to sophomore season

### 2016-17 GAME-BY-GAME STATS//MADINAH MUHAMMAD

				Total		3-Pointers		Free throws		Rebounds										
Opponent	Date	gs	min	fg-fga	pct	3fg-fga	pct	ft-fa	pct	off	def	tot	avg	pf	a	t/o	blk	stl	pts	avg
SOUTHEASTERN LOUISIANA	11/11/16	*	37	7-15	.467	1-6	.167	1-3	.333	1	2	3	3.0	1	2	3	1	7	16	16.0
LIPSCOMB	11/13/16	*	34	3-13	.231	1-7	.143	2-2	1.000	2	2	4	3.5	2	1	2	0	0	9	12.5
JACKSONVILLE STATE	11/17/16	*	36	2-5	.400	1-2	.500	7-8	.875	0	2	2	3.0	1	3	2	0	1	12	12.3
HIGH POINT	11/20/16	dnp	-	-	-	-	-	-	-	-	-	-	-	-	-	-	-	-	-	-
vs Wisconsin	11/26/16	*	35	7-20	.350	3-8	.375	5-7	.714	1	1	2	2.8	4	0	2	0	3	22	14.8
at UNLV	11/27/16	*	38	8-13	.615	4-6	.667	4-4	1.000	1	4	5	3.2	4	2	5	0	3	24	16.6
JACKSON STATE	12/1/16	*	20	2-8	.250	1-4	.250	0-0	.000	1	0	1	2.8	3	0	3	0	1	5	14.7
at West Virginia	12-4-16	*	28	1-7	.143	0-2	.000	2-2	1.000	1	2	3	2.9	5	0	2	0	3	4	13.1
ULM	12/10/16	*	33	5-12	.417	4-9	.444	7-9	.778	0	1	1	2.6	0	4	1	0	2	21	14.1
OREGON	12/14/16	*	34	5-13	.385	2-6	.333	6-6	1.000	2	2	4	2.8	1	2	3	1	1	18	14.6
VCU	12/17/16	dnp	-	-	-	-	-	-	-	-	-	-	-	-	-	-	-	-	-	-
AUSTIN PEAY	12/20/16	dnp	-	-	-	-	-	-	-	-	-	-	-	-	-	-	-	-	-	-
MISSISSIPPI VALLEY	12/28/16	*	23	4-12	.333	2-6	.333	0-0	.000	2	2	4	2.9	2	3	3	0	3	10	14.1
ARKANSAS	01/01/17	*	33	3-14	.214	2-7	.286	0-0	.000	1	1	2	2.8	3	3	1	0	0	8	13.5
at Alabama	01/05/17	*	28	6-12	.500	1-3	.333	7-9	.778	0	1	1	2.7	4	3	2	0	2	20	14.1
at Auburn	1/8/17	*	9	0-1	.000	0-1	.000	2-2	1.000	0	1	1	2.5	1	2	3	1	1	2	13.2
TENNESSEE	01/12/17	*	39	7-17	.412	1-5	.200	6-6	1.000	0	1	1	2.4	3	1	1	0	0	21	13.7
at Mississippi State	01/16/17	*	20	2-7	.286	0-2	.000	0-0	.000	1	1	2	2.4	0	0	3	0	0	4	13.1
at #5/5 South Carolina	01/19/17	5	0-1	.000	0-0	.000	0-0	.000	0	2	2	2.4	1	0	2	0	0	0	0	12.3
ALABAMA	01/22/17	*	35	6-18	.333	2-7	.286	4-4	1.000	0	4	4	2.5	4	4	3	0	3	18	12.6
at KENTUCKY	01/26/17	*	35	5-16	.313	3-10	.300	0-0	.000	0	1	1	2.4	4	4	2	0	1	13	12.6
GEORGIA	01/29/17	*	37	6-16	.375	4-12	.333	3-4	.750	2	2	4	2.5	3	3	1	0	3	19	12.9
at Florida	02/06/17	*	39	7-16	.438	4-7	.571	4-5	.800	1	4	5	2.6	2	1	6	0	1	22	13.4
LSU	02/09/17	*	35	3-12	.250	2-7	.286	2-4	.500	0	1	1	2.5	4	2	7	1	4	10	13.2
MISSISSIPPI STATE	02/12/17	*	31	4-12	.333	0-3	.000	2-2	1.000	0	3	3	2.5	4	0	5	1	2	10	13.1
Totals		21	664	93-260	.358	38-120	.317	64-77	.831	16	40	56	2.5	56	40	62	5	41	288	13.1

Games played: 22  
Minutes/game: 30.2  
Points/game: 13.1  
FG Pct: 35.8  
3FG Pct: 31.7  
FT Pct: 83.1

Rebounds/game: 2.5  
Assists/game: 1.8  
Turnovers/game: 2.8  
Assist/turnover ratio: 0.6  
Steals/game: 1.9  
Blocks/game: 0.2

			Total		3-Point		F-Throws		Rebounds										Scoring	
Season	gp-gs	min/avg	fg-fga	pct	fg-fga	pct	ft-fa	pct	off	def	tot	avg	pf	fo	ast	to	blk	stl	pts	avg
2015-16	30-21	544/18.1	73-254	.287	37-129	.287	43-54	.796	12	30	42	1.4	71	0	23	40	6	25	226	7.5
2016-17	22-21	664/30.2	93-260	.358	38-120	.317	64-77	.831	16	40	56	2.5	56	1	40	62	5	41	288	13.1
TOTAL	52-42	1208/23.2	166-514	.323	75-249	.301	107-131	.817	28	70	98	1.9	127	1	63	102	11	66	514	9.9





## 21 - CHRISHAE ROWE

**G • 5-10 • JR. • TRANSFER**

**RIVERSIDE, CALIF. (KENTUCKY)**

**MAJOR: GENERAL STUDIES**

### SEASON HIGHS

**Points:** 20, vs. Austin Peay, 12/20/16

**Rebounds:** 7, vs. Austin Peay, 12/20/16

**Assists:** 3, 2x, last at Auburn, 1/8/17

**Steals:** 3, 2x, last at Alabama, 1/5/17

**Blocks:** 1, vs. Mississippi Valley State, 12/28/16

**Field Goals:** 8, vs. Austin Peay, 12/20/16

**Free Throws:** 4, 2x, last vs. Austin Peay, 12/20/16

**Three Pointers:** 3, at Alabama, 1/5/17

### CAREER HIGHS

**Points:** 41, vs. Seattle, 2/4/13

**Rebounds:** 14, vs. Sacramento State, 11/17/13

**Assists:** 5, vs. Cal State - Northridge, 12/29/13

**Steals:** 5, 4x, last vs. Utah, 2/8/14

**Blocks:** 2, at Arizona State, 2/28/14

**Field Goals:** 12, 3x last vs. Utah, 2/8/14

**Free Throws:** 13, vs. Arizona State, 2/28/14

**Three Pointers:** 7, vs. Utah, 2/8/14

### MISCELLANEOUS

**Double-Figure Points:** 3

**Double-Figure Rebounds:**

**Double-Doubles:**

**5+ Rebounds:** 2

**5+ Assists:**

**Led Team in Points:** 2

**Led Team in Rebounds:**

**Led Team in Assists:** 1

### ROWE NOTEBOOK

**SEC RANKS:**

**NCAA RANKS:**

**ACCOLADES:** 2013-14 Pac-12 Freshman of the Year (at Oregon) by several publications; Pac-12 All Freshman Team (2014)

**LAST GAME:** DNP - Out Indefinitely (medical). No timetable for her return

- Scored 16 of her 18 points in the fourth quarter against Alabama
- Tallied her first 3-PT FG's of the season against Alabama, entered the game 0-7 from long range
- 250 points away from 1,000-point milestone
- Season-best 20 pts vs. Austin Peay; has led Ole Miss in scoring off the bench in two games
- Made her Ole Miss debut vs. No. 25 Oregon (Dec. 14) after sitting out the first semester due to NCAA transfer rules
- Was the 2013-14 Pac 12 Freshman of the Year at Oregon by several publications. Averaged 21.6 ppg and still holds the top three single-game scoring records for the Ducks (41 vs. Seattle, 39 vs. Arizona State and 38 vs. Utah)

### 2016-17 GAME-BY-GAME STATS//CHRISHAE ROWE

Opponent	Date	gs	min	Total		3-Pointers		Free throws		Rebounds				pf	a	t/o	blk	stl	pts	avg
				fg-fga	pct	3fg-fga	pct	ft-fa	pct	off	def	tot	avg							
SOUTHEASTERN LOUISI	11/11/16	dnp	-	-	-	-	-	-	-	-	-	-	-	-	-	-	-	-	-	
LIPSCOMB	11/13/16	dnp	-	-	-	-	-	-	-	-	-	-	-	-	-	-	-	-	-	
JACKSONVILLE STATE	11/17/16	dnp	-	-	-	-	-	-	-	-	-	-	-	-	-	-	-	-	-	
HIGH POINT	11/20/16	dnp	-	-	-	-	-	-	-	-	-	-	-	-	-	-	-	-	-	
vs Wisconsin	11/26/16	dnp	-	-	-	-	-	-	-	-	-	-	-	-	-	-	-	-	-	
at UNLV	11/27/16	dnp	-	-	-	-	-	-	-	-	-	-	-	-	-	-	-	-	-	
JACKSON STATE	12/1/16	dnp	-	-	-	-	-	-	-	-	-	-	-	-	-	-	-	-	-	
at West Virginia	12-4-16	dnp	-	-	-	-	-	-	-	-	-	-	-	-	-	-	-	-	-	
ULM	12/10/16	dnp	-	-	-	-	-	-	-	-	-	-	-	-	-	-	-	-	-	
OREGON	12/14/16	11	2-6	.333	0-2	.000	2-3	.667	1	0	1	1.0	0	0	0	0	1	6	6.0	
VCU	12/17/16	22	5-13	.385	0-2	.000	4-6	.667	0	2	2	1.5	3	0	2	0	0	14	10.0	
AUSTIN PEAY	12/20/16	21	8-11	.727	0-0	.000	4-4	1.000	3	4	7	3.3	1	1	2	0	2	20	13.3	
MISSISSIPPI VALLEY	12/28/16	19	1-10	.100	0-3	.000	0-0	.000	3	3	6	4.0	2	3	2	1	3	2	10.5	
ARKANSAS	01/01/17	dnp	-	-	-	-	-	-	-	-	-	-	-	-	-	-	-	-	-	
at Alabama	01/05/17	21	7-17	.412	3-7	.429	1-2	.500	1	1	2	3.6	3	2	2	0	3	18	12.0	
at Auburn	1/8/17	16	1-4	.250	0-1	.000	0-0	.000	0	2	2	3.3	1	3	2	0	1	2	10.3	
TENNESSEE	01/12/17	dnp	-	-	-	-	-	-	-	-	-	-	-	-	-	-	-	-	-	
at Mississippi State	01/16/17	dnp	-	-	-	-	-	-	-	-	-	-	-	-	-	-	-	-	-	
at #5/5 South Carolina	01/19/17	dnp	-	-	-	-	-	-	-	-	-	-	-	-	-	-	-	-	-	
ALABAMA	01/22/17	dnp	-	-	-	-	-	-	-	-	-	-	-	-	-	-	-	-	-	
at KENTUCKY	01/26/17	dnp	-	-	-	-	-	-	-	-	-	-	-	-	-	-	-	-	-	
GEORGIA	01/29/17	dnp	-	-	-	-	-	-	-	-	-	-	-	-	-	-	-	-	-	
at Florida	02/06/17	dnp	-	-	-	-	-	-	-	-	-	-	-	-	-	-	-	-	-	
LSU	02/09/17	dnp	-	-	-	-	-	-	-	-	-	-	-	-	-	-	-	-	-	
MISSISSIPPI STATE	02/12/17	dnp	-	-	-	-	-	-	-	-	-	-	-	-	-	-	-	-	-	
Totals		0	110	24-61	.393	3-15	.200	11-15	.733	8	12	20	3.3	10	9	10	1	10	62	10.3

Games played: 6  
Minutes/game: 18.3  
Points/game: 10.3  
FG Pct: 39.3  
3FG Pct: 20.0  
FT Pct: 73.3

Rebounds/game: 3.3  
Assists/game: 1.5  
Turnovers/game: 1.7  
Assist/turnover ratio: 0.9  
Steals/game: 1.7  
Blocks/game: 0.2

### CAREER STATISTICS \*THESE STATS INCLUDE ROWE'S TIME AT OREGON (DIFFERENT FROM CAREER SUMMARY IN BACK OF NOTES)

#### CHRISHAE ROWE'S CAREER STATISTICS

Year	GP-GS	FG-FGA	Pct.	3P-A	Pct.	FT-FTA	Pct.	Reb-Avg	Pts.-Avg.	A	B	S
2013-14*	32-26	246-654	.376	81-263	.307	117-162	.722	212-6.6	690-21.6	45	10	72
2016-17	6-0	24-61	.393	3-15	.200	11-15	.733	20-3.3	62-10.3	9	1	10
TOTALS	38-26	270-715	.377	84-278	.302	128-177	.723	232-6.1	752-19.7	54	11	82

\*FROM OREGON



## 23 - SHANDRICKA SESSOM

G • 5-10 • JR. • 2L

BYHALIA, MISS. (BYHALIA)

MAJOR: EXERCISE SCIENCE

### SEASON HIGHS

**Points:** 26, vs. Lipscomb, 11/13/16

**Rebounds:** 11 vs. Jacksonville State, 11/17/16

**Assists:** 6, 2x, last vs. Georgia, 1/29/17

**Steals:** 5, 2x, last vs. Alabama, 1/22/17

**Blocks:** 3, at UNLV, 11/27/16

**Field Goals:** 11, vs. Lipscomb, 11/13/16

**Free Throws:** 3, 3x, last at South Carolina 1/19/17

**Three Pointers:** 4, 3x, last at Florida, 2/6/17

### CAREER HIGHS

**Points:** 28, vs. Arkansas-Pine Bluff, 12/6/15

**Rebounds:** 11, 2x, last vs. Jacksonville State, 11/17/16

**Assists:** 7, vs. Alabama A&M, 12/29/15

**Steals:** 5, 3x, last vs. Alabama, 1/22/17

**Blocks:** 3, at UNLV, 11/27/16

**Field Goals:** 11, 3x, last vs. Lipscomb, 11/13/16

**Free Throws:** 7, at Middle Tennessee, 3/26/15

**Three Pointers:** 6, vs. Arkansas-Pine Bluff, 12/6/15

### MISCELLANEOUS

**Double-Figure Points:** 19

**Double-Figure Rebounds:** 3

**Double-Doubles:** 3

**5+ Rebounds:** 14

**5+Assists:**

**Led Team in Points:** 5

**Led Team in Rebounds:** 11

**Led Team in Assists:** 3

### SESSOM NOTEBOOK

**SEC RANKS:** 3-PT FG Made (13th-1.4); Defensive Rebounds (13th-4.8); Scoring (27th-12.1)

**NCAA RANKS:**

**LAST GAME:** 9 rebs, 3 pts, in 37 minutes vs. No. 3 Mississippi State

**ACCOLADES:** 2016 C Spire Gillom Trophy Finalist - Top collegiate WBB player in Mississippi; Member of SEC Women's Basketball Leadership Council; Allstate WBCA/NABC Good Works Team Nominee

- In double figures in seven of the last nine games
- Posted her 100th 3-PT FG vs. LSU; had hit a 3-PT FG in three of the last four games and has had multiple 3-PT FG's in 2 of the last four contests
- Six assists vs. Georgia, second time this season of 5+ assists and one shy of her career best
- Second double-double in SEC play vs. Tennessee with 14 pts and 11 rebs, 4th double-double of 2016-17 and 6th career
- One rebound shy of second straight double-double with 16 pts and 9 rebs at Mississippi State
- Averaging 11.4 ppg in SEC play
- 19 games in double figures including 12 of Ole Miss' last 15 games
- Approaching 1,000 career points, needs just 65 to hit the milestone and will need to average 16.25 ppg to reach the milestone during the regular season
- Has twice tied her career-high in steals (5) at West Virginia and vs. Alabama
- Will serve as team captain along with Erika Sisk and Alissa Alston

### 2016-17 GAME-BY-GAME STATS//SHANDRICKA SESSOM

				Total		3-Pointers		Free throws		Rebounds											
Opponent	Date	gs	min	fg-fga	pct	3fg-fga	pct	ft-fta	pct	off	def	tot	avg	pf	a	t/o	blk	stl	pts	avg	
SOUTHEASTERN LOUISI	11/11/16	*	20	3-11	.273	3-7	.429	1-2	.500	0	3	3	3.0	4	1	1	0	10	10.0		
LIPSCOMB	11/13/16	*	32	11-19	.579	3-8	.375	1-2	.500	1	3	4	3.5	3	1	1	0	2	26	18.0	
JACKSONVILLE STATE	11/17/16	*	35	5-13	.385	1-4	.250	0-1	.000	2	9	11	6.0	3	0	5	1	1	11	15.7	
HIGH POINT	11/20/16	*	37	7-21	.333	4-9	.444	0-0	.000	2	3	5	5.8	2	3	2	0	1	18	16.3	
vs Wisconsin	11/26/16	*	17	2-8	.250	0-5	.000	1-1	1.000	0	1	1	4.8	4	1	2	0	2	5	14.0	
at UNLV	11/27/16	*	35	5-16	.313	2-5	.400	0-0	.000	2	4	6	5.0	4	2	3	3	0	12	13.7	
JACKSON STATE	12/1/16	*	30	8-17	.471	2-8	.250	0-0	.000	1	9	10	5.7	0	2	3	2	1	18	14.3	
at West Virginia	12-4-16	*	34	3-9	.333	0-1	.000	3-4	.750	1	1	2	5.3	4	2	4	0	5	9	13.6	
ULM	12/10/16	*	29	6-11	.545	4-6	.667	0-0	.000	0	2	2	4.9	3	6	1	0	2	16	13.9	
OREGON	12/14/16	*	27	4-10	.400	0-4	.000	0-0	.000	1	5	6	5.0	1	2	0	0	0	8	13.3	
VCU	12/17/16	*	19	5-10	.500	2-3	.667	0-0	.000	1	2	3	4.8	4	0	2	0	1	12	13.2	
AUSTIN PEAY	12/20/16	*	25	5-11	.455	0-2	.000	0-2	.000	2	6	8	5.1	2	1	1	0	3	10	12.9	
MISSISSIPPI VALLEY	12/28/16	*	21	5-13	.385	1-5	.200	0-0	.000	1	4	5	5.1	2	0	1	0	1	11	12.8	
ARKANSAS	01/01/17	*	28	5-12	.417	1-5	.200	0-0	.000	1	9	10	5.4	1	3	6	0	0	11	12.6	
at Alabama	01/05/17	*	33	6-10	.600	2-5	.400	0-0	.000	0	4	4	5.3	5	2	1	2	0	14	12.7	
at Auburn	1/8/17	*	33	3-12	.250	1-5	.200	0-0	.000	2	3	5	5.3	4	2	5	0	0	7	12.4	
TENNESSEE	01/12/17	*	37	5-13	.385	2-6	.333	2-2	1.000	0	11	11	5.6	1	4	1	1	0	14	12.5	
at Mississippi State	01/16/17	*	30	6-10	.600	1-3	.333	3-3	1.000	3	6	9	5.8	4	1	2	0	0	16	12.7	
at #5/5 South Carolina	01/19/17	*	29	4-12	.333	0-2	.000	3-4	.750	2	5	7	5.9	4	2	1	0	0	11	12.6	
ALABAMA	01/22/17	*	26	5-12	.417	0-3	.000	1-2	.500	3	3	6	5.9	5	2	6	0	5	11	12.5	
at KENTUCKY	01/26/17	*	19	1-4	.250	0-0	.000	0-0	.000	0	3	3	5.8	0	1	5	0	0	2	12.0	
GEORGIA	01/29/17	*	34	6-17	.353	2-9	.222	2-2	1.000	3	5	8	5.9	1	6	3	1	3	16	12.2	
at Florida	02/06/17	*	35	6-17	.353	4-8	.500	2-2	1.000	2	5	7	5.9	3	5	3	0	0	18	12.4	
LSU	02/09/17	*	34	6-19	.316	1-6	.167	1-2	.500	2	4	6	5.9	2	3	1	1	0	14	12.5	
MISSISSIPPI STATE	02/12/17	*	37	0-8	.000	0-4	.000	3-6	.500	0	9	9	6.0	3	0	3	0	0	3	12.1	
Totals			25	736	122-315	.387	36-123	.293	23-35	.657	32	119	151	6.0	69	52	63	12	27	303	12.1

Games played: 25  
Minutes/game: 29.4  
Points/game: 12.1  
FG Pct: 38.7  
3FG Pct: 29.3  
FT Pct: 65.7

Rebounds/game: 6.0  
Assists/game: 2.1  
Turnovers/game: 2.5  
Assist/turnover ratio: 0.8  
Steals/game: 1.1  
Blocks/game: 0.5

			Total		3-Point		F-Throws		Rebounds										Scoring	
Season	gp-gs	min/avg	fg-fga	pct	fg-fga	pct	ft-fa	pct	off	def	tot	avg	pf	fo	ast	to	blk	stl	pts	avg
2014-15	31-23	426/13.7	65-194	.335	14-71	.197	20-27	.741	24	49	73	2.4	66	3	28	51	2	25	164	5.3
2015-16	30-26	887/29.6	187-502	.373	50-174	.287	44-56	.786	54	99	153	5.1	88	3	52	80	14	42	468	15.6
2016-17	25-25	736/29.4	122-315	.387	36-123	.293	23-35	.657	32	119	151	6.0	69	2	52	63	12	27	303	12.1
TOTAL	86-74	2049/23.8	374-1011	.370	100-368	.272	87-118	.737	110	267	377	4.4	223	8	132	194	28	94	935	10.9



24 - BRETТА HART

F • 6-1 • SR. • 3L  
POPLARVILLE, MISS. (BAY)  
MAJOR: GENERAL STUDIES

SEASON HIGHS

**Points:** 11 pts, vs. Jackson State, 12/1/16  
**Rebounds:** 10, vs. Jackson State, 12/2/16  
**Assists:** 3, vs. Wisconsin, 11/26/16  
**Steals:** 1, 3x last vs. Austin Peay, 12/20/16  
**Blocks:** 3, vs. No. 25 Oregon, 12/14/16  
**Field Goals:** 5, vs. Jackson State, 12/1/16  
**Free Throws:** 3, vs. Mississippi Valley State, 12/28/16  
**Three Pointers:**

CAREER HIGHS

**Points:** 20, vs. Alabama A&M, 12/29/15  
**Rebounds:** 19, vs. UL-Lafayette, 11/15/15  
**Assists:** 3, vs. Wisconsin, 11/26/16  
**Steals:** 4, 2x last vs Mississippi State, 2/21/16  
**Blocks:** 4, vs. Vanderbilt, 3/2/16  
**Field Goals:** 9, vs. Alabama A&M, 12/29/15  
**Free Throws:** 5, vs. Jacksonville State, 11/8/13  
**Three Pointers:**

MISCELLANEOUS

**Double-Figure Points:** 1  
**Double-Figure Rebounds:** 1  
**Double-Doubles:** 1  
**5+ Rebounds:** 4  
**5+ Assists:**  
**Led Team in Points:**  
**Led Team in Rebounds:** 2  
**Led Team in Assists:** 1

HART NOTEBOOK

**SEC RANKS:**  
**NCAA RANKS:**  
**ACCOLADES:**  
**LAST GAME:** 2 pts, 1 blk in 11 mins vs. No. 3 Mississippi State

- Didn't make an appearance vs. Georgia; snaps a streak of 56 consecutive games with an appearance
- Without a rebound vs Alabama snapped a 35-game rebounding streak; rebounded with 1 rebound at Kentucky
- Has recorded 5+ rebounds in 6 games
- First double-double of the season against Jackson State, second career double-double and first since freshman season
- Perfect 3-of-3 from the floor against High Point
- Career-high 3 assts vs. Wisconsin
- Career high 19 rebounds vs. UL-Lafayette and 18 vs. Western Kentucky; those were two of the top three rebounding performances in the SEC in 2015-16.
- Joins Shequila Joseph as members of Matt Insell's first recruiting class at Ole Miss
- Will become the first member of her family to graduate this spring

2016-17 GAME-BY-GAME STATS//BRETТА HART

Opponent	Date	gs	min	Total		3-Pointers		Free throws		Rebounds			pf	a	t/o	blk	stl	pts	avg	
				fg-fga	pct	3fg-fga	pct	ft-fa	pct	off	def	tot								avg
SOUTHEASTERN LOUISIANA	11/11/16	7	0-0	.000	0-0	.000	2-2	1.000	2	1	3	3.0	0	0	1	1	0	2	2.0	
LIPSCOMB	11/13/16	6	0-1	.000	0-0	.000	0-0	.000	0	1	1	2.0	0	0	0	0	0	1.0		
JACKSONVILLE STATE	11/17/16	12	1-4	.250	0-0	.000	0-0	.000	2	1	3	2.3	1	0	0	0	0	2	1.3	
HIGH POINT	11/20/16	10	3-3	1.000	0-0	.000	0-0	.000	1	2	3	2.5	1	1	0	0	0	6	2.5	
vs Wisconsin	11/26/16	9	1-3	.333	0-0	.000	0-0	.000	1	0	1	2.2	4	3	1	0	0	2	2.4	
at UNLV	11/27/16	15	2-3	.667	0-0	.000	0-0	.000	0	3	3	2.3	4	0	1	1	1	4	2.7	
JACKSON STATE	12/1/16	12	5-6	.833	0-0	.000	1-2	.500	5	5	10	3.4	3	0	0	2	1	11	3.9	
at West Virginia	12-4-16	1	0-0	.000	0-0	.000	0-0	.000	1	0	1	3.1	1	0	1	0	0	0	3.4	
ULM	12/10/16	19	5-7	.714	0-0	.000	0-0	.000	1	5	6	3.4	1	0	0	1	2	10	4.1	
OREGON	12/14/16	25	4-6	.667	0-0	.000	0-0	.000	5	4	9	4.0	0	1	0	3	0	8	4.5	
VCU	12/17/16	10	0-1	.000	0-0	.000	0-0	.000	0	5	5	4.1	2	0	0	0	0	0	4.1	
AUSTIN PEAY	12/20/16	14	0-0	.000	0-0	.000	1-2	.500	0	5	5	4.2	1	0	1	0	1	1	3.8	
MISSISSIPPI VALLEY	12/28/16	12	2-3	.667	0-0	.000	3-4	.750	0	2	2	4.0	0	1	0	0	0	7	4.1	
ARKANSAS	01/01/17	3	1-1	1.000	0-0	.000	0-0	.000	0	1	1	3.8	0	0	0	0	0	2	3.9	
at Alabama	01/05/17	3	0-0	.000	0-0	.000	0-0	.000	0	1	1	3.6	0	0	1	0	0	0	3.7	
at Auburn	1/8/17	4	0-0	.000	0-0	.000	0-0	.000	0	1	1	3.4	0	0	0	0	0	0	3.4	
TENNESSEE	01/12/17	10	1-3	.333	0-0	.000	0-0	.000	1	2	3	3.4	5	0	0	1	0	2	3.4	
at Mississippi State	01/16/17	11	1-3	.333	0-0	.000	0-0	.000	1	4	5	3.5	3	0	0	0	0	2	3.3	
at #5/5 South Carolina	01/19/17	6	0-3	.000	0-0	.000	0-0	.000	1	1	2	3.4	1	0	2	0	0	0	3.1	
ALABAMA	01/22/17	3	0-0	.000	0-0	.000	0-0	.000	0	0	0	3.3	1	0	0	0	0	0	3.0	
at KENTUCKY	01/26/17	7	0-2	.000	0-0	.000	0-0	.000	1	0	1	3.1	1	0	0	0	0	0	2.8	
GEORGIA	01/29/17	dnp	-	-	-	-	-	-	-	-	-	-	-	-	-	-	-	-	-	
at Florida	02/06/17	1	0-1	.000	0-0	.000	0-0	.000	0	0	0	3.0	1	0	0	0	0	0	2.7	
LSU	02/09/17	6	0-0	.000	0-0	.000	0-0	.000	0	0	0	2.9	2	0	1	0	0	0	2.6	
MISSISSIPPI STATE	02/12/17	11	1-2	.500	0-0	.000	0-0	.000	0	0	0	2.8	1	0	0	1	0	2	2.5	
Totals		0	217	27-52	.519	0-0	.000	7-10	.700	22	44	66	2.8	33	6	9	10	5	61	2.5

Games played: 24  
Minutes/game: 9.0  
Points/game: 2.5  
FG Pct: 51.9  
FT Pct: 70.0  
Rebounds/game: 2.8  
Assists/game: 0.3  
Turnovers/game: 0.4  
Assist/turnover ratio: 0.7  
Steals/game: 0.2  
Blocks/game: 0.4

			Total		3-Point		F-Throws		Rebounds										Scoring	
Season	gp-gs	min/avg	fg-fga	pct	fg-fga	pct	ft-fa	pct	off	def	tot	avg	pf	fo	ast	to	blk	stl	pts	avg
2013-14	16-0	96/6.0	8-24	.333	0-0	.000	14-20	.700	13	22	35	2.2	32	0	3	10	4	5	30	1.9
2014-15	19-0	107/5.6	21-31	.677	0-0	.000	5-17	.294	16	23	39	2.1	18	1	1	8	5	8	47	2.5
2015-16	30-9	575/19.2	64-133	.481	0-0	.000	13-33	.394	74	96	170	5.7	84	6	5	33	38	38	141	4.7
2016-17	24-0	217/9.0	27-52	.519	0-0	.000	7-10	.700	22	44	66	2.8	33	1	6	9	10	5	61	2.5
TOTAL	89-9	995/11.2	120-240	.500	0-0	.000	39-80	.488	125	185	310	3.5	167	8	15	60	57	56	279	3.1



25 - ALISSA ALSTON

G • 5-8 • SO. • 1L  
NEW HAVEN, CONN. (UPPER ROOM CHRISTIAN)  
MAJOR: RECREATION ADMINISTRATION

SEASON HIGHS

**Points:** 14, 2x, last at Mississippi State, 1/16/17  
**Rebounds:** 4, 2x, last vs LSU, 2/9/17  
**Assists:** 9, vs. La.-Monroe, 12/10/16  
**Steals:** 5, vs. Mississippi Valley State, 12/28/16  
**Blocks:** 1, at UNLV, 11/27/16  
**Field Goals:** 5, 2x last at Mississippi State, 1/16/17  
**Free Throws:** 7, at Florida, 2/6/17  
**Three Pointers:** 2, vs. VCU, 12/17/16

CAREER HIGHS

**Points:** 17, vs. Florida, 1/10/16  
**Rebounds:** 7, at Wagner, 11/29/15  
**Assists:** 9, vs. La.-Monroe, 12/10/16  
**Steals:** 5, 2x, last vs. Mississippi Valley State, 12/28/16  
**Blocks:** 1, 3x, last at UNLV, 11/27/16  
**Field Goals:** 6, vs. Florida, 1/10/16  
**Free Throws:** 7, at Florida, 2/6/17  
**Three Pointers:** 2, 2x, last vs. VCU, 12/17/16

MISCELLANEOUS

**Double-Figure Points:** 6  
**Double-Figure Rebounds:**  
**Double-Doubles:**  
**5+ Rebounds:**  
**5+Assists:** 4  
**Led Team in Points:**  
**Led Team in Rebounds:**  
**Led Team in Assists:** 9

ALSTON NOTEBOOK

- SEC RANKS:  
NCAA RANKS:  
ACCOLADES:  
LAST GAME: 1 reb in 17 minutes vs. No. 3 Mississippi State
- After three straight games in double figures has been held to single digits in the last two games
  - Fifth game of 5+ assists with 6 at Florida; averaging 4.0 apg in the last five contests
  - Tied her season-high 4 rebs vs. LSU; a mark she has hit twice; four rebounds are the most for Alston in SEC play
  - Averaging 7.4 ppg in SEC play
  - 14 pts at Mississippi State is season high and a mark she has hit twice this season
  - Made season debut vs. High Point after missing first three games with shoulder injury; has scored in 21 of 22 games
  - Tied her career-best with 5 stls vs. Mississippi Valley State
  - Career-high 9 assists vs. La.-Monroe
  - Averaged 4.1 ppg, 1.7 rpg and 1.5 apg as a freshman
  - Career high 17 points vs. Florida (Feb. 10); reached double figures four times in 2015-16
  - Will serve as team captain along with senior Erika Sisk and junior Shandricka Sessom

2016-17 GAME-BY-GAME STATS//ALISSA ALSTON

Opponent	Date	gs	min	Total		3-Pointers		Free throws		Rebounds				pf	a	t/o	blk	stl	pts	avg
				fg-fga	pct	3fg-fga	pct	ft-fa	pct	off	def	tot	avg							
SOUTHEASTERN LOUISIANA	11/11/16	dnp	-	-	-	-	-	-	-	-	-	-	-	-	-	-	-	-	-	
LIPSCOMB	11/13/16	dnp	-	-	-	-	-	-	-	-	-	-	-	-	-	-	-	-	-	
JACKSONVILLE STATE	11/17/16	dnp	-	-	-	-	-	-	-	-	-	-	-	-	-	-	-	-	-	
HIGH POINT	11/20/16	16	1-3	.333	0-2	.000	3-4	.750	0	1	1	1.0	1	1	1	0	0	5	5.0	
vs Wisconsin	11/26/16	17	1-3	.333	0-0	.000	6-7	.857	0	1	1	1.0	2	2	0	0	1	8	6.5	
at UNLV	11/27/16	10	0-1	.000	0-1	.000	1-1	1.000	0	1	1	1.0	4	4	2	1	0	1	4.7	
JACKSON STATE	12/1/16	19	5-9	.556	1-2	.500	3-4	.750	0	2	2	1.3	2	7	1	0	1	14	7.0	
at West Virginia	12-4-16	17	0-5	.000	0-0	.000	2-2	1.000	0	1	1	1.2	2	0	2	0	0	2	6.0	
ULM	12/10/16	23	2-6	.333	0-2	.000	0-0	.000	1	0	1	1.2	2	9	2	0	4	4	5.7	
OREGON	12/14/16	15	1-3	.333	0-0	.000	0-0	.000	1	2	3	1.4	1	2	0	0	0	2	5.1	
VCU	12/17/16	23	3-6	.500	2-4	.500	1-2	.500	0	0	0	1.3	2	3	1	0	1	9	5.6	
AUSTIN PEAY	12/20/16	12	2-6	.333	1-1	1.000	1-1	1.000	0	0	0	1.1	2	1	0	0	0	6	5.7	
MISSISSIPPI VALLEY	12/28/16	18	3-5	.600	0-0	.000	2-2	1.000	1	0	1	1.1	1	1	2	0	5	8	5.9	
ARKANSAS	01/01/17	19	2-6	.333	0-0	.000	2-6	.333	2	1	3	1.3	1	2	1	0	1	6	5.9	
at Alabama	01/05/17	15	0-4	.000	0-1	.000	5-8	.625	0	0	0	1.2	5	1	1	0	0	5	5.8	
at Auburn	1/8/17	13	5-7	.714	1-1	1.000	1-2	.500	0	1	1	1.2	4	0	5	0	0	12	6.3	
TENNESSEE	01/12/17	15	2-5	.400	1-1	1.000	0-0	.000	1	0	1	1.1	1	3	3	0	1	5	6.2	
at Mississippi State	01/16/17	28	5-7	.714	1-1	1.000	3-4	.750	0	2	2	1.2	2	3	3	0	1	14	6.7	
at #5/5 South Carolina	01/19/17	32	2-5	.400	0-0	.000	1-2	.500	1	3	4	1.4	2	3	4	0	1	5	6.6	
ALABAMA	01/22/17	15	1-2	.500	0-0	.000	0-0	.000	1	1	2	1.4	3	2	3	0	0	2	6.4	
at KENTUCKY	01/26/17	25	4-9	.444	0-1	.000	3-3	1.000	0	0	0	1.3	2	6	2	0	1	11	6.6	
GEORGIA	01/29/17	25	4-8	.500	1-2	.500	3-4	.750	0	0	0	1.3	2	6	2	0	1	12	6.9	
at Florida	02/06/17	30	3-3	1.000	0-0	.000	7-8	.875	2	1	3	1.4	3	6	0	0	2	13	7.2	
LSU	02/09/17	25	2-4	.500	0-0	.000	0-0	.000	2	2	4	1.5	1	2	5	0	0	4	7.0	
MISSISSIPPI STATE	02/12/17	17	0-2	.000	0-0	.000	0-4	.000	0	1	1	1.5	4	0	5	0	0	0	6.7	
Totals		0	429	48-109	.440	8-19	.421	44-64	.688	12	20	32	1.5	49	64	45	1	20	148	6.7

Games played: 22  
Minutes/game: 19.5  
Points/game: 6.7  
FG Pct: 44.0  
3FG Pct: 42.1  
FT Pct: 68.8

Rebounds/game: 1.5  
Assists/game: 2.9  
Turnovers/game: 2.0  
Assist/turnover ratio: 1.4  
Steals/game: 0.9  
Blocks/game: 0.0

			Total		3-Point		F-Throws		Rebounds										Scoring	
Season	gp-gs	min/avg	fg-fga	pct	fg-fga	pct	ft-fa	pct	off	def	tot	avg	pf	fo	ast	to	blk	stl	pts	avg
2015-16	29-3	391/13.5	35-124	.282	6-17	.353	44-85	.518	20	28	48	1.7	78	6	46	46	2	20	120	4.1
2016-17	22-0	429/19.5	48-109	.440	8-19	.421	44-64	.688	12	20	32	1.5	49	1	64	45	1	20	148	6.7
TOTAL	51-3	820/16.1	83-233	.356	14-36	.389	88-149	.591	32	48	80	1.6	127	7	110	91	3	40	268	5.3





## 32 - KATE RODGERS

F • 6-2 • FR. • HS

BIRMINGHAM, ALA. (WENONAH)

MAJOR: BROADCAST JOURNALISM

### SEASON HIGHS

**Points:** 6, vs. La.-Monroe, 12/10/16

**Rebounds:** 8, vs. Wisconsin, 11/26/16

**Assists:** 1, 3x last vs. Mississippi State, 2/12/17

**Steals:** 2, vs. Jackson State, 12/1/16

**Blocks:** 1, vs. Mississippi Valley State, 12/28/16

**Field Goals:** 2, 2x, last vs. La.-Monroe, 12/10/16

**Free Throws:** 2, vs. La.-Monroe, 12/10/16

**Three Pointers:**

### CAREER HIGHS

**Points:** 6, vs. La.-Monroe, 12/10/16

**Rebounds:** 8, vs. Wisconsin, 11/26/16

**Assists:** 1, 3x last vs. Mississippi State, 2/12/17

**Steals:** 2, vs. Jackson State, 12/1/16

**Blocks:** 1, vs. Mississippi Valley State, 12/28/16

**Field Goals:** 2, 2x, last vs. La.-Monroe, 12/10/16

**Free Throws:** 2, vs. La.-Monroe, 12/10/16

**Three Pointers:**

### MISCELLANEOUS

**Double-Figure Points:**

**Double-Figure Rebounds:**

**Double-Doubles:**

**5+ Rebounds:** 3

**5+ Assists:**

**Led Team in Points:**

**Led Team in Rebounds:** 1

**Led Team in Assists:**

### RODGERS NOTEBOOK

**SEC RANKS:**

**NCAA RANKS:**

**ACCOLADES:**

**LAST GAME:** 1 reb, 1 asst in 10 minutes vs. No. 3 Mississippi State

- 2 pts and 2 rebs vs. LSU are SEC highs
- Has grabbed a rebound in 7 of her last 11 games and had tallied 5+ on four occasions
- Career-high 6 pts vs. La.-Monroe; first point in two games and most points since 4 pts in opener vs. Southeastern La.
- Career-high eight rebounds vs. Wisconsin; most rebounds by an Ole Miss freshman this season
- Earned first career start against Jackson State; was the first Ole Miss freshman to make a start this year
- Top 50 ranking and the No. 9 forward in the Class of 2016 according to Prospects Nation
- Averaged 11.1 points, 8.7 rebounds and 2.2 blocks a game for the Class 5A three-time state champion Dragons
- 2016 All-Metro Birmingham Player of the Year and Super Five selection
- Led her prep squad to a 121-20 record in four years, including 65-3 during her junior and senior seasons
- Mother Lashaundra is battling breast cancer

### 2016-17 GAME-BY-GAME STATS//KATE RODGERS

				Total		3-Pointers		Free throws		Rebounds											
Opponent	Date	gs	min	fg-fga	pct	3fg-fga	pct	ft-fa	pct	off	def	tot	avg	pf	a	t/o	blk	stl	pts	avg	
SOUTHEASTERN LOUISI	11/11/16	11	2-4	.500	0-0	.000	0-0	.000	2	3	5	5.0	2	1	3	0	1	4	4.0		
LIPSCOMB	11/13/16	3	0-0	.000	0-0	.000	0-0	.000	0	0	0	2.5	2	0	1	0	1	0	2.0		
JACKSONVILLE STATE	11/17/16	dnp	-	-	-	-	-	-	-	-	-	-	-	-	-	-	-	-	-		
HIGH POINT	11/20/16	3	0-0	.000	0-0	.000	0-0	.000	0	1	1	2.0	2	0	0	0	0	0	1.3		
vs Wisconsin	11/26/16	13	1-1	1.000	0-0	.000	0-0	.000	1	7	8	3.5	0	1	1	0	0	2	1.5		
at UNLV	11/27/16	4	0-1	.000	0-1	.000	0-0	.000	0	0	0	2.8	0	0	0	0	0	0	1.2		
JACKSON STATE	12/1/16	*	9	0-1	.000	0-0	.000	0-0	.000	0	3	3	2.8	2	0	3	0	2	0	1.0	
at West Virginia	12-4-16	dnp	-	-	-	-	-	-	-	-	-	-	-	-	-	-	-	-	-		
ULM	12/10/16	11	2-5	.400	0-0	.000	2-2	1.000	3	3	6	3.3	1	0	1	0	0	6	1.7		
OREGON	12/14/16	dnp	-	-	-	-	-	-	-	-	-	-	-	-	-	-	-	-	-		
VCU	12/17/16	8	0-1	.000	0-0	.000	0-0	.000	0	1	1	3.0	0	0	0	0	0	1	0	1.5	
AUSTIN PEAY	12/20/16	13	1-1	1.000	0-0	.000	0-0	.000	2	4	6	3.3	0	0	3	0	1	2	1.6		
MISSISSIPPI VALLEY	12/28/16	6	0-0	.000	0-0	.000	0-0	.000	0	0	0	3.0	0	0	0	0	1	0	0	1.4	
ARKANSAS	01/01/17	dnp	-	-	-	-	-	-	-	-	-	-	-	-	-	-	-	-	-		
at Alabama	01/05/17	7	0-0	.000	0-0	.000	0-0	.000	0	0	0	2.7	3	0	0	0	0	0	0	1.3	
at Auburn	1/8/17	dnp	-	-	-	-	-	-	-	-	-	-	-	-	-	-	-	-	-		
TENNESSEE	01/12/17	dnp	-	-	-	-	-	-	-	-	-	-	-	-	-	-	-	-	-		
at Mississippi State	01/16/17	dnp	-	-	-	-	-	-	-	-	-	-	-	-	-	-	-	-	-		
at #5/5 South Carolina	01/19/17	1	0-0	.000	0-0	.000	0-0	.000	0	0	0	2.5	1	0	0	0	0	0	0	1.2	
ALABAMA	01/22/17	dnp	-	-	-	-	-	-	-	-	-	-	-	-	-	-	-	-	-		
at KENTUCKY	01/26/17	3	0-0	.000	0-0	.000	1-2	.500	1	0	1	2.4	0	0	0	0	0	0	1	1.2	
GEORGIA	01/29/17	dnp	-	-	-	-	-	-	-	-	-	-	-	-	-	-	-	-	-		
at Florida	02/06/17	dnp	-	-	-	-	-	-	-	-	-	-	-	-	-	-	-	-	-		
LSU	02/09/17	5	1-1	1.000	0-0	.000	0-0	.000	0	2	2	2.4	2	0	0	0	0	0	2	1.2	
MISSISSIPPI STATE	02/12/17	10	0-0	.000	0-0	.000	0-0	.000	0	1	1	2.3	1	1	1	0	0	0	0	1.1	
Totals		1	107	7-15	.467	0-1	.000	3-4	.750	9	25	34	2.3	16	3	13	1	6	17	1.1	

Games played: 15

Minutes/game: 7.1

Points/game: 1.1

FG Pct: 46.7

3FG Pct: 0.0

FT Pct: 75.0

Rebounds/game: 2.3

Assists/game: 0.2

Turnovers/game: 0.9

Assist/turnover ratio: 0.2

Steals/game: 0.4

Blocks/game: 0.1

			Total		3-Point		F-Throws		Rebounds											Scoring	
Season	gp-gs	min/avg	fg-fga	pct	fg-fga	pct	ft-fa	pct	off	def	tot	avg	pf	fo	ast	to	blk	stl	pts	avg	
2016-17	15-1	107/7.1	7-15	.467	0-1	.000	3-4	.750	9	25	34	2.3	16	0	3	13	1	6	17	1.1	
TOTAL	15-1	107/7.1	7-15	.467	0-1	.000	3-4	.750	9	25	34	2.3	16	0	3	13	1	6	17	1.1	



## 42 - SHELBY GIBSON

F/C • 6-3 • FR. • HS

MURFREESBORO, TENN. (OAKLAND)

MAJOR: ELEMENTARY EDUCATION

### SEASON HIGHS

**Points:** 16, 2x, last at Florida, 2/6/17

**Rebounds:** 7, vs. Mississippi Valley State, 12/28/16

**Assists:** 3, vs. Lipscomb, 11/13/16

**Steals:** 3, vs. Mississippi Valley State, 12/28/16

**Blocks:** 1, 4x last vs. Mississippi State, 2/12/17

**Field Goals:** 7, at Kentucky, 1/26/17

**Free Throws:** 7, 2x last at Florida, 2/6/17

**Three Pointers:** 1, 7x, last at Florida, 2/6/17

### CAREER HIGHS

**Points:** 16, 2x, last at Florida, 2/6/17

**Rebounds:** 7, vs. Mississippi Valley State, 12/28/16

**Assists:** 3, vs. Lipscomb, 11/13/16

**Steals:** 3, vs. Mississippi Valley State, 12/28/16

**Blocks:** 1, 4x last vs. Mississippi State, 2/12/17

**Field Goals:** 7, at Kentucky, 1/26/17

**Free Throws:** 7, 2x last at Florida, 2/6/17

**Three Pointers:** 1, 7x, last at Florida, 2/6/17

### MISCELLANEOUS

**Double-Figure Points:** 9

**Double-Figure Rebounds:**

**Double-Doubles:**

**5+ Rebounds:** 4

**5+ Assists:**

**Led Team in Points:** 2

**Led Team in Rebounds:** 1

**Led Team in Assists:**

### GIBSON NOTEBOOK

**SEC RANKS:**

**NCAA RANKS:**

**ACCOLADES:** SEC Freshman of the Week (Feb. 6, Jan. 3)

**LAST GAME:** 2 rebs, 1 blk in 8 minutes vs. No. 3 Mississippi State

- First player since Alliesha Easley in 2006-07 to earn multiple Freshman of the Week honors and first in Insell era
- Second career start at Florida, one of two freshman to earn starts this season and the only one with multiple starts
- Double figures in three straight games with 16 pts vs. Florida; averaged 14.3 ppg in that span
- Tied career high with 16 pts at Florida, most points scored in an SEC contest; third game in double figures in SEC action and ninth overall
- Six rebs vs Florida are the most in SEC action
- First player since Shequilia Joseph in 2013 to score double figures in SEC debut with 12 pts vs. Arkansas
- Career night vs. Mississippi Valley; 16 pts and 7 rebs are new career bests
- Has scored in 20 of 25 games and has grabbed a rebound in every game
- Gibson's 14 pts are the most by a freshman in their college debut since PaSonna Hope and her 10 pts vs. Lipscomb make her the first freshman since Price to open their collegiate career with back-to-back games in double digits
- Ole Miss' top scoring freshman at 6.9 ppg
- 6-3 post player ranked ninth in her position group and has a top-60 ranking according to Prospects Nation

### 2016-17 GAME-BY-GAME STATS//SHELBY GIBSON

Opponent	Date	gs	min	Total		3-Pointers		Free throws		Rebounds			pf	a	t/o	blk	stl	pts	avg	
				fg-fga	pct	3fg-fga	pct	ft-fa	pct	off	def	tot								avg
SOUTHEASTERN LOUISI	11/11/16	14	4-9	.444	1-2	.500	5-6	.833	5	1	6	6.0	1	0	1	1	2	14	14.0	
LIPSCOMB	11/13/16	20	3-7	.429	0-1	.000	4-6	.667	0	2	2	4.0	2	3	2	0	1	10	12.0	
JACKSONVILLE STATE	11/17/16	13	0-1	.000	0-0	.000	0-0	.000	0	1	1	3.0	2	0	0	0	0	0	8.0	
HIGH POINT	11/20/16	21	4-5	.800	0-0	.000	7-10	.700	3	0	3	3.0	4	0	1	0	0	15	9.8	
vs Wisconsin	11/26/16	14	2-4	.500	0-0	.000	1-1	1.000	1	3	4	3.2	4	0	0	0	2	5	8.8	
at UNLV	11/27/16	15	2-3	.667	0-0	.000	0-0	.000	2	1	3	3.2	3	0	0	0	0	4	8.0	
JACKSON STATE	12/1/16	15	4-4	1.000	0-0	.000	4-4	1.000	1	2	3	3.1	3	1	2	0	0	12	8.6	
at West Virginia	12-4-16	19	2-5	.400	1-2	.500	3-4	.750	0	3	3	3.1	2	0	1	0	2	8	8.5	
ULM	12/10/16	* 18	3-4	.750	1-1	1.000	1-1	1.000	3	1	4	3.2	1	0	0	0	1	8	8.4	
OREGON	12/14/16	16	3-5	.600	1-1	1.000	1-2	.500	1	1	2	3.1	3	1	1	0	0	8	8.4	
VCU	12/17/16	10	1-2	.500	1-1	1.000	2-2	1.000	0	1	1	2.9	4	0	1	0	0	5	8.1	
AUSTIN PEAY	12/20/16	18	0-3	.000	0-0	.000	0-0	.000	0	2	2	2.8	3	0	0	1	1	0	7.4	
MISSISSIPPI VALLEY	12/28/16	19	6-8	.750	0-0	.000	4-9	.444	5	2	7	3.2	4	0	0	0	3	16	8.1	
ARKANSAS	01/01/17	18	5-9	.556	0-1	.000	2-4	.500	3	2	5	3.3	3	0	2	0	0	12	8.4	
at Alabama	01/05/17	15	2-4	.500	0-0	.000	0-0	.000	0	2	2	3.2	5	0	2	0	1	4	8.1	
at Auburn	1/8/17	12	2-4	.500	0-1	.000	0-0	.000	1	1	2	3.1	2	0	0	0	0	4	7.8	
TENNESSEE	01/12/17	6	0-0	.000	0-0	.000	1-2	.500	0	4	4	3.2	3	0	1	0	0	1	7.4	
at Mississippi State	01/16/17	11	0-2	.000	0-0	.000	3-4	.750	1	0	1	3.1	2	0	1	0	0	3	7.2	
at #5/5 South Carolina	01/19/17	7	0-0	.000	0-0	.000	0-0	.000	0	2	2	3.0	2	0	1	0	0	0	6.8	
ALABAMA	01/22/17	4	0-1	.000	0-0	.000	0-0	.000	0	3	3	3.0	2	0	1	0	0	0	6.5	
at KENTUCKY	01/26/17	24	7-12	.583	1-1	1.000	0-1	.000	3	1	4	3.0	5	1	1	0	0	15	6.9	
GEORGIA	01/29/17	22	4-6	.667	0-1	.000	4-6	.667	2	0	2	3.0	2	0	1	0	0	12	7.1	
at Florida	02/06/17	* 36	4-7	.571	1-1	1.000	7-8	.875	4	2	6	3.1	3	0	0	2	0	16	7.5	
LSU	02/09/17	* 10	0-0	.000	0-0	.000	1-2	.500	1	2	3	3.1	5	0	1	1	0	1	7.2	
MISSISSIPPI STATE	02/12/17	8	0-3	.000	0-0	.000	0-0	.000	1	1	2	3.1	4	0	0	1	0	0	6.9	
Totals		3	385	58-108	.537	7-13	.538	50-72	.694	37	40	77	3.1	74	6	20	6	13	173	6.9

Games played: 25  
Minutes/game: 15.4  
Points/game: 6.9  
FG Pct: 53.7  
3FG Pct: 53.8  
FT Pct: 69.4

Rebounds/game: 3.1  
Assists/game: 0.2  
Turnovers/game: 0.8  
Assist/turnover ratio: 0.3  
Steals/game: 0.5  
Blocks/game: 0.2

Season	gp-gs	min/avg	Total		3-Point		F-Throws		Rebounds				Scoring			
			fg-fga	pct	fg-fga	pct	ft-fa	pct	off	def	tot	avg	pf	fo	ast	to
2016-17	25-3	385/15.4	58-108	.537	7-13	.538	50-72	.694	37	40	77	3.1	74	3	6	20
TOTAL	25-3	385/15.4	58-108	.537	7-13	.538	50-72	.694	37	40	77	3.1	74	3	6	20



## 44 - TORRI LEWIS

G • 5-11 • SO. • 1L

OLIVE BRANCH, MISS. (HOME SCHOOL)

MAJOR: CRIMINAL JUSTICE

### SEASON HIGHS

**Points:** 11, vs. High Point, 11/20/16

**Rebounds:** 3, 2x, last vs. VCU, 12/17/16

**Assists:** 3, vs. Arkansas, 1/1/17

**Steals:** 2, at West Virginia, 12/4/16

**Blocks:**

**Field Goals:** 4, vs. High Point, 11/20/16

**Free Throws:** 4, vs. Wisconsin, 11/26/16

**Three Pointers:** 3, vs. High Point, 11/20/16

### CAREER HIGHS

**Points:** 36, vs. New Orleans, 12/14/15

**Rebounds:** 4, 2x, last at Alabama, 2/4/16

**Assists:** 4, vs. UL-Lafayette, 11/15/15

**Steals:** 4, vs. New Orleans, 12/14/15

**Blocks:** 1, 2x last vs. Kentucky, 1/21/16

**Field Goals:** 11, vs. New Orleans, 12/14/15

**Free Throws:** 4, 2x, last vs. Wisconsin, 11/26/16

**Three Pointers:** 10, vs. New Orleans, 12/14/15

### MISCELLANEOUS

**Double-Figure Points:** 2

**Double-Figure Rebounds:**

**Double-Doubles:**

**5+ Rebounds:**

**5+ Assists:**

**Led Team in Points:**

**Led Team in Rebounds:**

**Led Team in Assists:**

### LEWIS NOTEBOOK

SEC RANKS:

NCAA RANKS:

ACCOLADES:

**LAST GAME:** DNP - Out for the season (Foot injury suffered Jan. 27 in practice)

- Made fourth start of the season at South Carolina
- Was 3-of-3 from the floor against UNLV, all of her FGs were 3-PT FG's; also went 2-of-2 vs. La.-Monroe with all her points coming from long range
- Ole Miss' 3-PT FG single-game record holder with 10 triples vs. New Orleans (12/14/15) joins Marshall Henderson as the only Ole Miss players to hit double figure three-point field goals
- Scored 36 points vs. New Orleans (12/14/15); most points by an Ole Miss player in 2015-16
- 

### 2016-17 GAME-BY-GAME STATS//TORRI LEWIS

		gs	min	Total		3-Pointers		Free throws		Rebounds											
Opponent	Date			fg-fga	pct	3fg-fga	pct	ft-fa	pct	off	def	tot	avg	pf	a	t/o	blk	stl	pts	avg	
SOUTHEASTERN LOUISI	11/11/16	17		0-4	.000	0-2	.000	0-0	.000	0	2	2	2.0	2	2	4	0	0	0	0.0	
LIPSCOMB	11/13/16	19		0-3	.000	0-2	.000	0-0	.000	0	0	0	1.0	0	2	1	0	0	0	0.0	
JACKSONVILLE STATE	11/17/16	13		1-1	1.000	0-0	.000	0-0	.000	0	1	1	1.0	0	0	0	0	1	2	0.7	
HIGH POINT	11/20/16	*	27	4-7	.571	3-5	.600	0-0	.000	0	1	1	1.0	2	2	1	0	0	11	3.3	
vs Wisconsin	11/26/16	25		2-2	1.000	2-2	1.000	4-4	1.000	1	0	1	1.0	2	0	1	0	1	10	4.6	
at UNLV	11/27/16	11		1-1	1.000	1-1	1.000	0-0	.000	0	0	0	0.8	0	0	0	0	0	3	4.3	
JACKSON STATE	12/1/16	20		2-4	.500	2-3	.667	0-0	.000	0	3	3	1.1	0	1	0	0	0	6	4.6	
at West Virginia	12-4-16	17		2-3	.667	2-3	.667	2-2	1.000	0	1	1	1.1	2	0	1	0	2	8	5.0	
ULM	12/10/16	2		2-2	1.000	2-2	1.000	0-0	.000	0	1	1	1.1	0	0	0	0	0	6	5.1	
OREGON	12/14/16	8		0-0	.000	0-0	.000	0-0	.000	0	2	2	1.2	1	0	0	0	1	0	4.6	
VCU	12/17/16	*	26	3-5	.600	2-3	.667	0-0	.000	0	3	3	1.4	0	2	1	0	1	8	4.9	
AUSTIN PEAY	12/20/16	*	25	0-3	.000	0-3	.000	0-0	.000	0	1	1	1.3	0	0	2	0	0	0	4.5	
MISSISSIPPI VALLEY	12/28/16	15		0-4	.000	0-4	.000	0-0	.000	0	0	0	1.2	1	1	1	0	0	0	4.2	
ARKANSAS	01/01/17	13		2-5	.400	2-5	.400	0-0	.000	0	1	1	1.2	1	3	0	0	1	6	4.3	
at Alabama	01/05/17	13		2-3	.667	1-2	.500	0-0	.000	0	1	1	1.2	2	0	0	0	0	5	4.3	
at Auburn	1/8/17	17		0-0	.000	0-0	.000	0-0	.000	0	0	0	1.1	0	1	3	0	0	0	4.1	
TENNESSEE	01/12/17	4		0-0	.000	0-0	.000	0-0	.000	0	1	1	1.1	0	0	0	0	0	0	3.8	
at Mississippi State	01/16/17	9		2-4	.500	1-2	.500	0-0	.000	0	0	0	1.1	1	0	0	0	0	5	3.9	
at #5/5 South Carolina	01/19/17	*	18	2-2	1.000	1-1	1.000	0-0	.000	0	0	0	1.0	3	0	0	0	0	5	3.9	
ALABAMA	01/22/17	17		0-0	.000	0-0	.000	0-0	.000	0	1	1	1.0	0	1	0	0	1	0	3.8	
at KENTUCKY	01/26/17	9		0-1	.000	0-1	.000	0-0	.000	1	0	1	1.0	1	1	1	0	0	0	3.6	
GEORGIA	01/29/17	dnp		-	-	-	-	-	-	-	-	-	-	-	-	-	-	-	-	-	
at Florida	02/06/17	dnp		-	-	-	-	-	-	-	-	-	-	-	-	-	-	-	-	-	
LSU	02/09/17	dnp		-	-	-	-	-	-	-	-	-	-	-	-	-	-	-	-	-	
MISSISSIPPI STATE	02/12/17	dnp		-	-	-	-	-	-	-	-	-	-	-	-	-	-	-	-	-	
Totals		4	325	25-54	.463	19-41	.463	6-6	1.000	2	19	21	1.0	18	16	16	0	8	75	3.6	

Games played: 21  
 Minutes/game: 15.5  
 Points/game: 3.6  
 FG Pct: 46.3  
 3FG Pct: 46.3  
 FT Pct: 100.0

Rebounds/game: 1.0  
 Assists/game: 0.8  
 Turnovers/game: 0.8  
 Assist/turnover ratio: 1.0  
 Steals/game: 0.4

			Total		3-Point		F-Throws		Rebounds										Scoring	
Season	gp-gs	min/avg	fg-fga	pct	fg-fga	pct	ft-fa	pct	off	def	tot	avg	pf	fo	ast	to	blk	stl	pts	avg
2015-16	30-6	476/15.9	45-150	.300	39-130	.300	13-20	.650	8	24	32	1.1	34	0	25	12	2	19	142	4.7
2016-17	21-4	325/15.5	25-54	.463	19-41	.463	6-6	1.000	2	19	21	1.0	18	0	16	16	0	8	75	3.6
TOTAL	51-10	801/15.7	70-204	.343	58-171	.339	19-26	.731	10	43	53	1.0	52	0	41	28	2	27	217	4.3



## 50 - TAYLOR MANUEL

**F/C • 6-4 • SR. • TRANSFER**

**ST. LOUIS, MO. (LOYOLA CHICAGO)**

**MAJOR: JOURNALISM (MASTERS)**

### SEASON HIGHS

**Points:** 22, vs. No. 25 Oregon, 12/14/16

**Rebounds:** 8, vs. Mississippi Valley State, 12/28/16

**Assists:** 4, vs. VCU, 12/17/16

**Steals:** 4, 2x, last vs. Alabama, 1/22/17

**Blocks:** 5, vs. Mississippi Valley State, 12/28/16

**Field Goals:** 9, vs. No. 25 Oregon, 12/14/16

**Free Throws:** 5, 2x, last vs. Alabama, 1/22/17

**Three Pointers:**

### CAREER HIGHS

**Points:** 36, vs. Southern Illinois, 3/1/15

**Rebounds:** 17, vs. Southern Illinois, 1/30/15

**Assists:** 8, vs. DePaul, 12/21/15

**Steals:** 4, 2x, last vs. Alabama, 1/22/17

**Blocks:** 6, vs. Indiana State 2/18/15

**Field Goals:** 12, vs. Evansville, 2/6/15

**Free Throws:** 14, vs. Southern Illinois, 3/1/15

**Three Pointers:** 1, 2x last vs. DePaul, 12/17/14

### MISCELLANEOUS

**Double-Figure Points:** 8

**Double-Figure Rebounds:**

**Double-Doubles:**

**5+ Rebounds:** 7

**5+Assists:**

**5+Blocks:** 1

**Led Team in Points:** 3

**Led Team in Rebounds:** 2

**Led Team in Assists:** 1

### MANUEL NOTEBOOK

**SEC RANKS:**

**NCAA RANKS:**

**ACCOLADES:** Two-time All-MVC first-team selection; 2015 MVC Newcomer of the Year; 1,000-point scorer

**LAST GAME:** 10 pts, 7 rebs, 1 asst 1 blk in 32 minutes vs. No. 3 Mississippi State

- 7 rebs vs. Mississippi State ties SEC high for rebounds this season
- Perfect from the floor against Georgia (3-of-3), scored all her points in the second half
- Back-to-back games in double figures at South Carolina and vs. Alabama
- Scored all of her points in the second half at South Carolina; led team in scoring for the third time
- Averaging 7.7 ppg and 3.7 rpg in SEC play
- Season-high 5 blocks vs. Mississippi Valley State; first Ole Miss player with 5 blocks since Tia Faleru in 2014 vs. Baylor
- Eight games in double figures this season
- Has grabbed a rebound in each game this season
- Breakout game vs. No. 25 Oregon; posted season-high 22 pts
- Posted 13 pts at West Virginia; scored 10 of 13 points in 3rd and 4th quarters
- Graduate transfer from Loyola Chicago where she averaged 15.2 ppg and 7.8 rpg last season

### 2016-17 GAME-BY-GAME STATS//TAYLOR MANUEL

				Total		3-Pointers		Free throws		Rebounds											
Opponent	Date	gs	min	fg-fga	pct	3fg-fga	pct	ft-fa	pct	off	def	tot	avg	pf	a	t/o	blk	stl	pts	avg	
SOUTHEASTERN LOUISI	11/11/16	*	20	6-7	.857	0-0	.000	2-4	.500	3	0	3	3.0	2	0	1	0	0	14	14.0	
LIPSCOMB	11/13/16	*	20	3-5	.600	0-0	.000	2-4	.500	3	4	7	5.0	2	2	3	1	2	8	11.0	
JACKSONVILLE STATE	11/17/16	*	18	5-11	.455	0-0	.000	3-5	.600	0	2	2	4.0	3	3	3	0	0	13	11.7	
HIGH POINT	11/20/16	*	13	0-3	.000	0-0	.000	0-0	.000	0	2	2	3.5	4	1	3	0	2	0	8.8	
vs Wisconsin	11/26/16	*	26	2-8	.250	0-0	.000	2-4	.500	1	3	4	3.6	2	0	3	1	4	6	8.2	
at UNLV	11/27/16	*	25	2-4	.500	0-0	.000	2-2	1.000	0	2	2	3.3	2	1	4	1	0	6	7.8	
JACKSON STATE	12/1/16	*	11	2-5	.400	0-0	.000	0-2	.000	2	3	5	3.6	0	1	1	0	1	4	7.3	
at West Virginia	12-4-16	*	25	4-14	.286	0-0	.000	5-9	.556	2	2	4	3.6	4	1	3	2	2	13	8.0	
ULM	12/10/16	dnp	-	-	-	-	-	-	-	-	-	-	-	-	-	-	-	-	-	-	
OREGON	12/14/16	*	23	9-14	.643	0-0	.000	4-5	.800	3	1	4	3.7	4	3	0	0	1	22	9.6	
VCU	12/17/16	*	27	4-10	.400	0-0	.000	1-2	.500	0	6	6	3.9	3	4	1	0	0	9	9.5	
AUSTIN PEAY	12/20/16	*	22	4-7	.571	0-0	.000	3-3	1.000	1	6	7	4.2	1	0	3	2	2	11	9.6	
MISSISSIPPI VALLEY	12/28/16	*	17	2-4	.500	0-0	.000	0-0	.000	2	6	8	4.5	3	1	5	5	1	4	9.2	
ARKANSAS	01/01/17	*	16	2-5	.400	0-0	.000	2-2	1.000	1	5	6	4.6	4	0	2	1	0	6	8.9	
at Alabama	01/05/17	*	18	1-5	.200	0-0	.000	2-2	1.000	1	1	2	4.4	5	0	4	0	2	4	8.6	
at Auburn	1/8/17	*	20	3-4	.750	0-0	.000	2-3	.667	2	2	4	4.4	1	1	2	1	0	8	8.5	
TENNESSEE	01/12/17	*	29	4-8	.500	0-0	.000	0-0	.000	1	6	7	4.6	3	1	3	4	3	8	8.5	
at Mississippi State	01/16/17	*	25	1-5	.200	0-0	.000	2-2	1.000	0	2	2	4.4	5	2	4	1	2	4	8.2	
at #5/5 South Carolina	01/19/17	*	33	6-11	.545	0-0	.000	1-4	.250	0	5	5	4.4	2	3	2	2	2	13	8.5	
ALABAMA	01/22/17	*	33	4-10	.400	0-0	.000	5-7	.714	2	0	2	4.3	4	2	2	0	4	13	8.7	
at KENTUCKY	01/26/17	*	15	4-7	.571	0-0	.000	0-1	.000	0	1	1	4.2	4	1	1	0	1	8	8.7	
GEORGIA	01/29/17	*	16	3-3	1.000	0-0	.000	0-0	.000	0	2	2	4.0	4	0	2	1	0	6	8.6	
at Florida	02/06/17	dnp	-	-	-	-	-	-	-	-	-	-	-	-	-	-	-	-	-	-	
LSU	02/09/17		20	2-7	.286	0-0	.000	1-1	1.000	1	2	3	4.0	5	2	1	0	2	5	8.4	
MISSISSIPPI STATE	02/12/17	*	32	3-11	.273	0-0	.000	4-4	1.000	1	6	7	4.1	4	1	3	1	0	10	8.5	
Totals			22	504	76-168	.452	0-0	.000	43-66	.652	26	69	95	4.1	71	30	56	23	31	195	8.5

Games played: 23  
Minutes/game: 21.9  
Points/game: 8.5  
FG Pct: 45.2  
FT Pct: 65.2

Rebounds/game: 4.1  
Assists/game: 1.3  
Turnovers/game: 2.4  
Assist/turnover ratio: 0.5  
Steals/game: 1.3  
Blocks/game: 1.0

### CAREER STATISTICS \*THESE STATS INCLUDE MANUEL'S TIME AT PURDUE/LOYOLA CHICAGO (DIFFERENT FROM CAREER SUMMARY IN BACK OF NOTES)

#### TAYLOR MANUEL'S CAREER STATISTICS

Year	GP-GS	FG-FGA	Pct.	3P-A	Pct.	FT-FTA	Pct.	Reb-Avg	Pts.-Avg.	A	B	S
2012-13*	34-0	104-197	.527	1-2	.500	67-99	.676	108-3.1	276-8.1	27	20	23
2014-15**	22-21	136-266	.473	1-17	.058	93-143	.650	212-9.6	346-15.7	41	37	29
2015-16**	30-29	174-308	.564	0-4	.000	108-175	.617	235-7.8	456-15.2	94	51	31
2016-17	23-22	76-168	.452	0-0	.000	43-66	.652	95-4.1	195-8.5	30	23	31
TOTALS	109-72	490-939	.521	2-23	.086	311-483	.643	650-6.0	1273-11.6	192	131	114

\*FROM PURDUE | \*\*FROM LOYOLA CHICAGO



## OLE MISS COMBINED STATISTICS

RECORD:	OVERALL	HOME	AWAY	NEUTRAL
ALL GAMES	15-10	13-3	1-7	1-0
CONFERENCE	4-8	3-3	1-5	0-0
NON-CONFERENCE	11-2	10-0	0-2	1-0

#	Player	gp-gs	min	avg	Total	3-Point	F-Throw	Rebounds										pts	avg
					fg-fga	fg%	3fg-fga	3fg%	ft-fa	ft%	off	def	tot	avg	pf	dq	a	to	blk
20	Muhammad, Madinah	22-21	664	30.2	93-260	.358	38-120	.317	64-77	.831	16	40	56	2.5	56	1	40	62	5
23	Sessom, Shandricka	25-25	736	29.4	122-315	.387	36-123	.293	23-35	.657	32	119	151	6.0	69	2	52	63	12
21	Rowe, Chrishae	6-0	110	18.3	24-61	.393	3-15	.200	11-15	.733	8	12	20	3.3	10	0	9	10	1
05	Sisk, Erika	25-25	660	26.4	84-192	.438	10-38	.263	37-64	.578	30	60	90	3.6	43	1	100	73	3
50	Manuel, Taylor	23-22	504	21.9	76-168	.452	0-0	.000	43-66	.652	26	69	95	4.1	71	3	30	56	23
42	Gibson, Shelby	25-3	385	15.4	58-108	.537	7-13	.538	50-72	.694	37	40	77	3.1	74	3	6	20	6
25	Alston, Alissa	22-0	429	19.5	48-109	.440	8-19	.421	44-64	.688	12	20	32	1.5	49	1	64	45	1
11	Joseph, Shequila	24-19	519	21.6	45-127	.354	17-63	.270	14-23	.609	43	84	127	5.3	46	1	26	22	11
44	Lewis, Torri	21-4	325	15.5	25-54	.463	19-41	.463	6-6	1.000	2	19	21	1.0	18	0	16	16	0
24	Hart, Bretta	24-0	217	9.0	27-52	.519	0-0	.000	7-10	.700	22	44	66	2.8	33	1	6	9	10
01	Glover, Bree	13-0	109	8.4	6-23	.261	2-8	.250	7-11	.636	5	10	15	1.2	7	0	6	14	2
10	Muhate, Cecilia	24-5	235	9.8	13-39	.333	0-0	.000	9-14	.643	17	35	52	2.2	37	2	4	12	4
32	Rodgers, Kate	15-1	107	7.1	7-15	.467	0-1	.000	3-4	.750	9	25	34	2.3	16	0	3	13	1
Team											54	35	89		1		1		
Total.....		25	5000		628-1523	.412	140-441	.317	318-461	.690	313	612	925	37.0	530	15	362	416	79
Opponents.....		25	5000		513-1371	.374	91-333	.273	378-557	.679	312	642	954	38.2	466	-	314	510	87

TEAM STATISTICS	OM	OPP	Date	Opponent	Score	Att.
SCORING	1714	1495	11/11/16	SOUTHEASTERN LOUISIA	w 81-31	909
Points per game	68.6	59.8	11/13/16	LIPSCOMB	w 76-49	770
Scoring margin	+8.8	-	11/17/16	JACKSONVILLE STATE	w 68-50	876
FIELD GOALS-ATT	628-1523	513-1371	11/20/16	HIGH POINT	w 73-62	1127
Field goal pct	.412	.374	11/26/16	vs Wisconsin	w 69-44	931
3 POINT FG-ATT	140-441	91-333	11/27/16	at UNLV	L 57-64	841
3-point FG pct	.317	.273	12/1/16	JACKSON STATE	w 89-41	8088
3-pt FG made per game	5.6	3.6	12-4-16	at West Virginia	L 61-66	2634
FREE THROWS-ATT	318-461	378-557	12/10/16	ULM	w 97-40	1001
Free throw pct	.690	.679	12/14/16	OREGON	w 83-67	1079
F-Throws made per game	12.7	15.1	12/17/16	VCU	w 77-57	956
REBOUNDS	925	954	12/20/16	AUSTIN PEAY	w 66-38	1104
Rebounds per game	37.0	38.2	12/28/16	MISSISSIPPI VALLEY	w 67-30	1151
Rebounding margin	-1.2	-	* 01/01/17	ARKANSAS	w 73-64	1280
ASSISTS	362	314	* 01/05/17	at Alabama	L 80-90	2588
Assists per game	14.5	12.6	* 1/8/17	at Auburn	L 60-83	2325
TURNOVERS	416	510	* 01/12/17	TENNESSEE	w 67-62	1503
Turnovers per game	16.6	20.4	* 01/16/17	at Mississippi State	L 62-73	8840
Turnover margin	+3.8	-	* 01/19/17	at #5/5 South Carolina	L 46-65	12518
Assist/turnover ratio	0.9	0.6	* 01/22/17	ALABAMA	L 57-65	1596
STEALS	251	188	* 01/26/17	at KENTUCKY	L 57-89	4272
Steals per game	10.0	7.5	* 01/29/17	GEORGIA	w 69-62	1460
BLOCKS	79	87	* 02/06/17	at Florida	w 84-75	1219
Blocks per game	3.2	3.5	* 02/09/17	LSU	L 51-62	729
ATTENDANCE	28263	36168	* 02/12/17	MISSISSIPPI STATE	L 44-66	4634
Home games-Avg/Game	16-1766	8-4405				
Neutral site-Avg/Game	-	1-931				

\* - Conference game

Score by Periods	1st	2nd	3rd	4th	Totals
Ole Miss	435	370	449	460	1714
Opponents	370	362	395	368	1495

## OLE MISS COMBINED STATISTICS (SEC ONLY)

RECORD:	OVERALL	HOME	AWAY	NEUTRAL
ALL GAMES	4-8	3-3	1-5	0-0
CONFERENCE	4-8	3-3	1-5	0-0
NON-CONFERENCE	0-0	0-0	0-0	0-0

#	Player	gp-gs	min	avg	Total		3-Point		F-Throw		Rebounds				pf	dq	a	to	blk	stl	pts	avg
					fg-fga	fg%	3fg-fga	3fg%	ft-fa	ft%	off	def	tot	avg								
20	Muhammad, Madinah	12-11	346	28.8	49-142	.345	19-64	.297	30-36	.833	5	22	27	2.3	33	0	23	36	3	17	147	12.3
23	Sessom, Shandricka	12-12	375	31.3	53-146	.363	14-56	.250	17-23	.739	18	67	85	7.1	33	2	31	37	5	8	137	11.4
21	Rowe, Chrisae	2-0	37	18.5	8-21	.381	3-8	.375	1-2	.500	1	3	4	2.0	4	0	5	4	0	4	20	10.0
50	Manuel, Taylor	11-10	257	23.4	33-76	.434	0-0	.000	19-26	.731	9	32	41	3.7	41	3	13	26	11	16	85	7.7
25	Alston, Alissa	12-0	259	21.6	30-62	.484	4-7	.571	25-41	.610	9	12	21	1.8	30	1	34	34	0	8	89	7.4
05	Sisk, Erika	12-12	308	25.7	32-81	.395	3-18	.167	14-21	.667	10	31	41	3.4	22	1	36	37	0	21	81	6.8
11	Joseph, Shequila	11-7	282	25.6	25-63	.397	6-27	.222	10-13	.769	15	42	57	5.2	25	0	12	10	5	13	66	6.0
42	Gibson, Shelby	12-2	173	14.4	24-48	.500	2-5	.400	18-27	.667	16	20	36	3.0	38	3	1	11	4	1	68	5.7
44	Lewis, Torri	8-1	100	12.5	8-15	.533	5-11	.455	0-0	.000	1	4	5	0.6	8	0	6	4	0	2	21	2.6
01	Glover, Bree	4-0	43	10.8	2-8	.250	1-5	.200	2-4	.500	1	3	4	1.0	1	0	2	5	0	1	7	1.8
10	Muhate, Cecilia	12-5	129	10.8	7-19	.368	0-0	.000	4-4	1.000	6	12	18	1.5	22	2	2	4	1	2	18	1.5
24	Hart, Bretta	11-0	65	5.9	4-15	.267	0-0	.000	0-0	.000	4	10	14	1.3	15	1	0	4	2	0	8	0.7
32	Rodgers, Kate	5-0	26	5.2	1-1	1.000	0-0	.000	1-2	.500	1	3	4	0.8	7	0	1	1	0	0	3	0.6
Team											25	12	37		1		1					
Total.....		12	2400		276-697	.396	57-201	.284	141-199	.709	121	273	394	32.8	280	13	166	214	31	93	750	62.5
Opponents.....		12	2400		297-693	.429	55-160	.344	207-287	.721	151	321	472	39.3	211	-	178	202	42	102	856	71.3

TEAM STATISTICS	OM	OPP	Date	Opponent	Score	Att.
SCORING	750	856	* 01/01/17	ARKANSAS	W 73-64	1280
Points per game	62.5	71.3	* 01/05/17	at Alabama	L 80-90	2588
Scoring margin	-8.8	-	* 1/8/17	at Auburn	L 60-83	2325
FIELD GOALS-ATT	276-697	297-693	* 01/12/17	TENNESSEE	W 67-62	1503
Field goal pct	.396	.429	* 01/16/17	at Mississippi State	L 62-73	8840
3 POINT FG-ATT	57-201	55-160	* 01/19/17	at #5/5 South Carolina	L 46-65	12518
3-point FG pct	.284	.344	* 01/22/17	ALABAMA	L 57-65	1596
3-pt FG made per game	4.8	4.6	* 01/26/17	at KENTUCKY	L 57-89	4272
FREE THROWS-ATT	141-199	207-287	* 01/29/17	GEORGIA	W 69-62	1460
Free throw pct	.709	.721	* 02/06/17	at Florida	W 84-75	1219
F-Throws made per game	11.8	17.3	* 02/09/17	LSU	L 51-62	729
REBOUNDS	394	472	* 02/12/17	MISSISSIPPI STATE	L 44-66	4634
Rebounds per game	32.8	39.3				
Rebounding margin	-6.5	-				
ASSISTS	166	178				
Assists per game	13.8	14.8				
TURNOVERS	214	202				
Turnovers per game	17.8	16.8				
Turnover margin	-1.0	-				
Assist/turnover ratio	0.8	0.9				
STEALS	93	102				
Steals per game	7.8	8.5				
BLOCKS	31	42				
Blocks per game	2.6	3.5				
ATTENDANCE	11202	31762				
Home games-Avg/Game	6-1867	6-5294				
Neutral site-Avg/Game	-	0-0				

\* - Conference game

Score by Periods	1st	2nd	3rd	4th	Totals
Ole Miss	165	143	211	231	750
Opponents	227	206	200	223	856

## STATISTICS IN WINS

#	Player	gp-gs	min	avg	Total		3-Point		F-Throw		Rebounds										pts	avg
					fg-fga	fg%	3fg-fga	3fg%	ft-fa	ft%	off	def	tot	avg	pf	dq	a	to	blk	stl		
20	Muhammad, Madinah	12-12	400	33.3	58-161	.360	26-79	.329	41-50	.820	13	20	33	2.8	25	0	23	28	2	22	183	15.3
23	Sessom, Shandricka	15-15	426	28.4	83-203	.409	29-89	.326	9-14	.643	17	77	94	6.3	34	0	35	32	6	17	204	13.6
21	Rowe, Chrishae	4-0	73	18.3	16-40	.400	0-7	.000	10-13	.769	7	9	16	4.0	6	0	4	6	1	6	42	10.5
05	Sisk, Erika	15-15	385	25.7	57-123	.463	8-26	.308	25-45	.556	21	35	56	3.7	21	0	73	37	3	35	147	9.8
42	Gibson, Shelby	15-2	260	17.3	43-74	.581	5-9	.556	43-61	.705	28	24	52	3.5	42	0	5	12	4	10	134	8.9
50	Manuel, Taylor	13-13	258	19.8	46-90	.511	0-0	.000	19-31	.613	17	46	63	4.8	35	0	16	30	15	16	111	8.5
25	Alston, Alissa	12-0	232	19.3	29-63	.460	6-14	.429	28-38	.737	8	8	16	1.3	20	0	43	13	0	17	92	7.7
11	Joseph, Shequila	15-12	302	20.1	27-75	.360	11-38	.289	8-14	.571	31	57	88	5.9	26	1	17	13	6	19	73	4.9
24	Hart, Bretta	14-0	150	10.7	23-39	.590	0-0	.000	7-10	.700	18	34	52	3.7	19	1	6	3	8	4	53	3.8
44	Lewis, Torri	13-3	214	16.5	16-40	.400	13-31	.419	4-4	1.000	1	16	17	1.3	9	0	13	11	0	5	49	3.8
32	Rodgers, Kate	9-1	77	8.6	6-13	.462	0-0	.000	2-2	1.000	8	22	30	3.3	9	0	2	12	1	6	14	1.6
10	Muhate, Cecilia	15-2	148	9.9	8-25	.320	0-0	.000	7-12	.583	14	29	43	2.9	20	1	3	8	4	3	23	1.5
01	Glover, Bree	10-0	75	7.5	4-16	.250	1-4	.250	5-7	.714	5	9	14	1.4	7	0	4	11	2	4	14	1.4
Team											33	22	55									
Total.....		15	3000		416-962	.432	99-297	.333	208-301	.691	221	408	629	41.9	273	3	244	216	52	164	1139	75.9
Opponents.....		15	3000		272-831	.327	47-209	.225	181-275	.658	188	362	550	36.7	286	-	167	320	41	102	772	51.5

Score by Periods	1st	2nd	3rd	4th	Totals
Ole Miss	311	255	305	268	1139
Opponents	174	199	219	180	772

## STATISTICS IN LOSSES

#	Player	gp-gs	min	avg	Total		3-Point		F-Throw		Rebounds										pts	avg
					fg-fga	fg%	3fg-fga	3fg%	ft-fa	ft%	off	def	tot	avg	pf	dq	a	to	blk	stl		
20	Muhammad, Madinah	10-9	264	26.4	35-99	.354	12-41	.293	23-27	.852	3	20	23	2.3	31	1	17	34	3	19	105	10.5
21	Rowe, Chrishae	2-0	37	18.5	8-21	.381	3-8	.375	1-2	.500	1	3	4	2.0	4	0	5	4	0	4	20	10.0
23	Sessom, Shandricka	10-10	310	31.0	39-112	.348	7-34	.206	14-21	.667	15	42	57	5.7	35	2	17	31	6	10	99	9.9
50	Manuel, Taylor	10-9	246	24.6	30-78	.385	0-0	.000	24-35	.686	9	23	32	3.2	36	3	14	26	8	15	84	8.4
05	Sisk, Erika	10-10	275	27.5	27-69	.391	2-12	.167	12-19	.632	9	25	34	3.4	22	1	27	36	0	19	68	6.8
25	Alston, Alissa	10-0	197	19.7	19-46	.413	2-5	.400	16-26	.615	4	12	16	1.6	29	1	21	32	1	3	56	5.6
11	Joseph, Shequila	9-7	217	24.1	18-52	.346	6-25	.240	6-9	.667	12	27	39	4.3	20	0	9	9	5	9	48	5.3
42	Gibson, Shelby	10-1	125	12.5	15-34	.441	2-4	.500	7-11	.636	9	16	25	2.5	32	3	1	8	2	3	39	3.9
44	Lewis, Torri	8-1	111	13.9	9-14	.643	6-10	.600	2-2	1.000	1	3	4	0.5	9	0	3	5	0	3	26	3.3
01	Glover, Bree	3-0	34	11.3	2-7	.286	1-4	.250	2-4	.500	0	1	1	0.3	0	0	2	3	0	0	7	2.3
10	Muhate, Cecilia	9-3	87	9.7	5-14	.357	0-0	.000	2-2	1.000	3	6	9	1.0	17	1	1	4	0	1	12	1.3
24	Hart, Bretta	10-0	67	6.7	4-13	.308	0-0	.000	0-0	.000	4	10	14	1.4	14	0	0	6	2	1	8	0.8
32	Rodgers, Kate	6-0	30	5.0	1-2	.500	0-1	.000	1-2	.500	1	3	4	0.7	7	0	1	1	0	0	3	0.5
Team											21	13	34		1			1				
Total.....		10	2000		212-561	.378	41-144	.285	110-160	.688	92	204	296	29.6	257	12	118	200	27	87	575	57.5
Opponents.....		10	2000		241-540	.446	44-124	.355	197-282	.699	124	280	404	40.4	180	-	147	190	46	86	723	72.3

Score by Periods	1st	2nd	3rd	4th	Totals
Ole Miss	124	115	144	192	575
Opponents	196	163	176	188	723

## OLE MISS COMPARISON STATISTICS

Opponent	1st	2nd	Score	Mar	Total FG	FG Pct	3-Pointers	3FG Pct	Free Throws	FT Pct	Rebounds	Assist	T/Over	Block	Steal	Fouls
SOUTHEASTERN LOUISIA	43/12	38/19	81-31	+50	29-65/9-54	.446/.167	7-23/0-17	.304/.000	16-24/13-20	.667/.650	53/35 +18	17/4	26/28	7/1	12/14	18/28
LIPSCOMB	42/12	34/37	76-49	+27	30-66/16-49	.455/.327	6-21/6-22	.286/.273	10-21/11-17	.476/.647	45/32 +13	16/9	11/22	2/1	11/4	19/21
JACKSONVILLE STATE	27/29	41/21	68-50	+18	23-56/18-58	.411/.310	7-15/5-20	.467/.250	15-22/9-12	.682/.750	37/37 -	14/9	15/19	3/5	11/5	13/15
HIGH POINT	29/27	44/35	73-62	+11	26-65/22-48	.400/.458	8-21/3-11	.381/.273	13-20/15-18	.650/.833	40/30 +10	16/13	13/18	1/4	5/3	22/22
Wisconsin	41/27	28/17	69-44	+25	22-58/10-43	.379/.233	6-17/1-10	.353/.100	19-26/23-37	.731/.622	34/45 (11)	8/9	18/31	2/2	16/6	28/18
UNLV	33/31	24/33	57-64	(7)	21-52/18-51	.404/.353	7-19/4-17	.368/.235	8-10/24-32	.800/.750	28/42 (14)	13/13	21/23	6/3	7/7	24/15
JACKSON STATE	54/22	35/19	89-41	+48	35-69/15-65	.507/.231	7-19/1-6	.368/.167	12-22/10-16	.545/.625	58/33 +25	20/8	20/20	4/5	12/10	20/19
West Virginia	20/26	41/40	61-66	(5)	19-59/23-43	.322/.535	4-11/2-11	.364/.182	19-26/18-32	.731/.563	30/40 (10)	7/12	16/25	2/8	14/7	26/24
ULM	49/11	48/29	97-40	+57	33-73/14-46	.452/.304	12-26/4-11	.462/.364	19-24/8-16	.792/.500	45/35 +10	25/9	10/31	4/2	20/7	13/19
OREGON	49/35	34/32	83-67	+16	32-72/29-64	.444/.453	4-20/5-13	.200/.385	15-18/4-8	.833/.500	37/41 (4)	19/23	7/17	4/3	8/3	13/19
VCU	39/30	38/27	77-57	+20	29-60/21-53	.483/.396	10-18/3-9	.556/.333	9-14/12-26	.643/.462	36/35 +1	21/15	14/17	1/4	5/7	22/16
AUSTIN PEAY	32/15	34/23	66-38	+28	26-57/14-58	.456/.241	1-8/1-17	.125/.059	13-18/9-15	.722/.600	41/34 +7	4/9	14/17	3/2	13/6	13/21
MISSISSIPPI VALLEY	39/22	28/8	67-30	+37	27-74/7-46	.365/.152	4-22/1-9	.182/.111	9-17/15-21	.529/.714	47/43 +4	16/3	17/40	9/5	24/7	19/18
ARKANSAS	27/26	46/38	73-64	+9	30-72/23-61	.417/.377	6-24/7-23	.250/.304	7-14/11-14	.500/.786	50/33 +17	23/19	14/13	1/3	7/6	16/15
Alabama	33/39	47/51	80-90	(10)	28-65/24-49	.431/.490	7-21/6-15	.333/.400	17-24/36-50	.708/.720	29/42 (13)	14/16	17/20	3/5	12/7	41/19
Auburn	31/46	29/37	60-83	(23)	23-52/32-64	.442/.500	5-18/8-15	.278/.533	9-11/11-12	.818/.917	28/32 (4)	15/25	24/13	3/4	6/13	15/15
TENNESSEE	27/32	40/30	67-62	+5	24-60/23-66	.400/.348	4-13/1-9	.308/.111	15-18/15-18	.833/.833	40/42 (2)	12/11	12/13	6/0	5/8	22/15
Mississippi State	25/36	37/37	62-73	(11)	23-51/24-62	.451/.387	3-9/7-15	.333/.467	13-16/18-21	.813/.857	32/35 (3)	9/10	22/11	3/3	5/6	24/20
#5/5 South Carolina	22/37	24/28	46-65	(19)	19-52/23-57	.365/.404	2-9/2-9	.222/.222	6-14/17-24	.429/.708	31/41 (10)	12/12	18/14	3/5	6/8	20/12
ALABAMA	19/25	38/40	57-65	(8)	21-59/21-44	.356/.477	2-14/6-11	.143/.545	13-17/17-27	.765/.630	28/39 (11)	14/13	19/30	0/6	17/11	26/19
KENTUCKY	18/46	39/43	57-89	(32)	23-61/34-58	.377/.586	5-16/8-14	.313/.571	6-9/13-21	.667/.619	23/38 (15)	16/23	19/15	0/4	3/9	22/16
GEORGIA	26/34	43/28	69-62	+7	24-58/24-55	.414/.436	7-30/6-21	.233/.286	14-18/8-16	.778/.500	31/38 (7)	19/14	14/22	2/1	10/9	14/19
Florida	42/39	42/36	84-75	+9	26-57/27-65	.456/.415	10-20/3-11	.500/.273	22-25/18-21	.880/.857	35/37 (2)	14/12	11/12	3/3	5/7	21/21
LSU	20/32	31/30	51-62	(11)	19-56/17-44	.339/.386	5-17/0-2	.294/.000	8-13/28-40	.615/.700	30/43 (13)	13/8	23/24	3/5	14/10	33/20
MISSISSIPPI STATE	18/41	26/25	44-66	(22)	16-54/25-68	.296/.368	1-10/1-15	.100/.067	11-20/15-23	.550/.652	37/52 (15)	5/15	21/15	4/3	3/8	26/20

Note: Game totals are displayed in the format TEAM/OPPONENT for each category



## OLE MISS TEAM GAME-BY-GAME STATISTICS

Opponent	Date	Score		Total		3-Pointers		Free throws		Rebounds				pf	a	t/o	blk	stl	pts	avg
				fg-fga	pct	3fg-fga	pct	ft-fta	pct	off	def	tot	avg							
SOUTHEASTERN LOUISIANA	11/11/16	81-31	W	29-65	.446	7-23	.304	16-24	.667	22	31	53	53.0	18	17	26	7	12	81	81.0
LIPSCOMB	11/13/16	76-49	W	30-66	.455	6-21	.286	10-21	.476	19	26	45	49.0	19	16	11	2	11	76	78.5
JACKSONVILLE STATE	11/17/16	68-50	W	23-56	.411	7-15	.467	15-22	.682	9	28	37	45.0	13	14	15	3	11	68	75.0
HIGH POINT	11/20/16	73-62	W	26-65	.400	8-21	.381	13-20	.650	17	23	40	43.8	22	16	13	1	5	73	74.5
vs Wisconsin	11/26/16	69-44	W	22-58	.379	6-17	.353	19-26	.731	12	22	34	41.8	28	8	18	2	16	69	73.4
at UNLV	11/27/16	57-64	L	21-52	.404	7-19	.368	8-10	.800	6	22	28	39.5	24	13	21	6	7	57	70.7
JACKSON STATE	12/1/16	89-41	W	35-69	.507	7-19	.368	12-22	.545	19	39	58	42.1	20	20	20	4	12	89	73.3
at West Virginia	12-4-16	61-66	L	19-59	.322	4-11	.364	19-26	.731	15	15	30	40.6	26	7	16	2	14	61	71.8
ULM	12/10/16	97-40	W	33-73	.452	12-26	.462	19-24	.792	20	25	45	41.1	13	25	10	4	20	97	74.6
OREGON	12/14/16	83-67	W	32-72	.444	4-20	.200	15-18	.833	16	21	37	40.7	13	19	7	4	8	83	75.4
VCU	12/17/16	77-57	W	29-60	.483	10-18	.556	9-14	.643	8	28	36	40.3	22	21	14	1	5	77	75.5
AUSTIN PEAY	12/20/16	66-38	W	26-57	.456	1-8	.125	13-18	.722	8	33	41	40.3	13	4	14	3	13	66	74.8
MISSISSIPPI VALLEY	12/28/16	67-30	W	27-74	.365	4-22	.182	9-17	.529	21	26	47	40.8	19	16	17	9	24	67	74.2
ARKANSAS	01/01/17	73-64	W	30-72	.417	6-24	.250	7-14	.500	18	32	50	41.5	16	23	14	1	7	73	74.1
at Alabama	01/05/17	80-90	L	28-65	.431	7-21	.333	17-24	.708	9	20	29	40.7	41	14	17	3	12	80	74.5
at Auburn	1/8/17	60-83	L	23-52	.442	5-18	.278	9-11	.818	10	18	28	39.9	15	15	24	3	6	60	73.6
TENNESSEE	01/12/17	67-62	W	24-60	.400	4-13	.308	15-18	.833	9	31	40	39.9	22	12	12	6	5	67	73.2
at Mississippi State	01/16/17	62-73	L	23-51	.451	3-9	.333	13-16	.813	10	22	32	39.4	24	9	22	3	5	62	72.6
at #5/5 South Carolina	01/19/17	46-65	L	19-52	.365	2-9	.222	6-14	.429	5	26	31	39.0	20	12	18	3	6	46	71.2
ALABAMA	01/22/17	57-65	L	21-59	.356	2-14	.143	13-17	.765	10	18	28	38.5	26	14	19	0	17	57	70.4
at KENTUCKY	01/26/17	57-89	L	23-61	.377	5-16	.313	6-9	.667	10	13	23	37.7	22	16	19	0	3	57	69.8
GEORGIA	01/29/17	69-62	W	24-58	.414	7-30	.233	14-18	.778	10	21	31	37.4	14	19	14	2	10	69	69.8
at Florida	02/06/17	84-75	W	26-57	.456	10-20	.500	22-25	.880	13	22	35	37.3	21	14	11	3	5	84	70.4
LSU	02/09/17	51-62	L	19-56	.339	5-17	.294	8-13	.615	10	20	30	37.0	33	13	23	3	14	51	69.6
MISSISSIPPI STATE	02/12/17	44-66	L	16-54	.296	1-10	.100	11-20	.550	7	30	37	37.0	26	5	21	4	3	44	68.6
Ole Miss		1714		628-1523	.412	140-441	.317	318-461	.690	313	612	925	37.0	530	362	416	79	251	1714	68.6
Opponents		1495		513-1371	.374	91-333	.273	378-557	.679	312	642	954	38.2	466	314	510	87	188	1495	59.8

Games played: 25

Points/game: 68.6

FG Pct: 41.2

3FG Pct: 31.7

FT Pct: 69.0

Rebounds/game: 37.0

Assists/game: 14.5

Turnovers/game: 16.6

Assist/turnover ratio: 0.9

Steals/game: 10.0

Blocks/game: 3.2

## SEASON/CONFERENCE SUMMARIES

SUMMARY	Overall Statistics										Conference Statistics									
	gp-gs	min/g	fg%	3fg%	ft%	r/g	a/g	stl	blk	pts/g	gp-gs	min/g	fg%	3fg%	ft%	r/g	a/g	stl	blk	pts/g
Muhammad, Madinah	22-21	30.2	.358	.317	.831	2.5	1.8	41	5	13.1	12-11	28.8	.345	.297	.833	2.3	1.9	17	3	12.3
Sessom, Shandricka	25-25	29.4	.387	.293	.657	6.0	2.1	27	12	12.1	12-12	31.3	.363	.250	.739	7.1	2.6	8	5	11.4
Rowe, Chrishae	6-0	18.3	.393	.200	.733	3.3	1.5	10	1	10.3	2-0	18.5	.381	.375	.500	2.0	2.5	4	0	10.0
Sisk, Erika	25-25	26.4	.438	.263	.578	3.6	4.0	54	3	8.6	12-12	25.7	.395	.167	.667	3.4	3.0	21	0	6.8
Manuel, Taylor	23-22	21.9	.452	.000	.652	4.1	1.3	31	23	8.5	11-10	23.4	.434	.000	.731	3.7	1.2	16	11	7.7
Gibson, Shelby	25-3	15.4	.537	.538	.694	3.1	0.2	13	6	6.9	12-2	14.4	.500	.400	.667	3.0	0.1	1	4	5.7
Alston, Alissa	22-0	19.5	.440	.421	.688	1.5	2.9	20	1	6.7	12-0	21.6	.484	.571	.610	1.8	2.8	8	0	7.4
Joseph, Shequilia	24-19	21.6	.354	.270	.609	5.3	1.1	28	11	5.0	11-7	25.6	.397	.222	.769	5.2	1.1	13	5	6.0
Lewis, Torri	21-4	15.5	.463	.463	1.000	1.0	0.8	8	0	3.6	8-1	12.5	.533	.455	.000	0.6	0.8	2	0	2.6
Hart, Brettia	24-0	9.0	.519	.000	.700	2.8	0.3	5	10	2.5	11-0	5.9	.267	.000	.000	1.3	0.0	0	2	0.7
Glover, Bree	13-0	8.4	.261	.250	.636	1.2	0.5	4	2	1.6	4-0	10.8	.250	.200	.500	1.0	0.5	1	0	1.8
Muhate, Cecilia	24-5	9.8	.333	.000	.643	2.2	0.2	4	4	1.5	12-5	10.8	.368	.000	1.000	1.5	0.2	2	1	1.5
Rodgers, Kate	15-1	7.1	.467	.000	.750	2.3	0.2	6	1	1.1	5-0	5.2	1.000	.000	.500	0.8	0.2	0	0	0.6
Totals	25		.412	.317	.690	37.0	14.5	251	79	68.6	12		.396	.284	.709	32.8	13.8	93	31	62.5
Opponent	25		.374	.273	.679	38.2	12.6	188	87	59.8	12		.429	.344	.721	39.3	14.8	102	42	71.3

SCORING	Overall Statistics								Conference Statistics							
	fg-fga	fg%	3fg-fga	3fg%	ft-fta	ft%	pts	pts/g	fg-fga	fg%	3fg-fga	3fg%	ft-fta	ft%	pts	pts/g
Muhammad, Madinah	93-260	.358	38-120	.317	64-77	.831	288	13.1	49-142	.345	19-64	.297	30-36	.833	147	12.3
Sessom, Shandricka	122-315	.387	36-123	.293	23-35	.657	303	12.1	53-146	.363	14-56	.250	17-23	.739	137	11.4
Rowe, Chrishae	24-61	.393	3-15	.200	11-15	.733	62	10.3	8-21	.381	3-8	.375	1-2	.500	20	10.0
Sisk, Erika	84-192	.438	10-38	.263	37-64	.578	215	8.6	32-81	.395	3-18	.167	14-21	.667	81	6.8
Manuel, Taylor	76-168	.452	0-0	.000	43-66	.652	195	8.5	33-76	.434	0-0	.000	19-26	.731	85	7.7
Gibson, Shelby	58-108	.537	7-13	.538	50-72	.694	173	6.9	24-48	.500	2-5	.400	18-27	.667	68	5.7
Alston, Alissa	48-109	.440	8-19	.421	44-64	.688	148	6.7	30-62	.484	4-7	.571	25-41	.610	89	7.4
Joseph, Shequilia	45-127	.354	17-63	.270	14-23	.609	121	5.0	25-63	.397	6-27	.222	10-13	.769	66	6.0
Lewis, Torri	25-54	.463	19-41	.463	6-6	1.000	75	3.6	8-15	.533	5-11	.455	0-0	.000	21	2.6
Hart, Brettia	27-52	.519	0-0	.000	7-10	.700	61	2.5	4-15	.267	0-0	.000	0-0	.000	8	0.7
Glover, Bree	6-23	.261	2-8	.250	7-11	.636	21	1.6	2-8	.250	1-5	.200	2-4	.500	7	1.8
Muhate, Cecilia	13-39	.333	0-0	.000	9-14	.643	35	1.5	7-19	.368	0-0	.000	4-4	1.000	18	1.5
Rodgers, Kate	7-15	.467	0-1	.000	3-4	.750	17	1.1	1-1	1.000	0-0	.000	1-2	.500	3	0.6
Totals	628-1523	.412	140-441	.317	318-461	.690	1714	68.6	276-697	.396	57-201	.284	141-199	.709	750	62.5
Opponent	513-1371	.374	91-333	.273	378-557	.679	1495	59.8	297-693	.429	55-160	.344	207-287	.721	856	71.3

TOTALS	Overall Statistics										Conference Statistics									
	o-reb	d-reb	total	pf	fo	a	to	a/to	hi	pts	o-reb	d-reb	total	pf	fo	a	to	a/to	hi	pts
Muhammad, Madinah	16	40	56	56	1	40	62	0.6	24		5	22	27	33	0	23	36	0.6	22	
Sessom, Shandricka	32	119	151	69	2	52	63	0.8	26		18	67	85	33	2	31	37	0.8	18	
Rowe, Chrishae	8	12	20	10	0	9	10	0.9	20		1	3	4	4	0	5	4	1.3	18	
Sisk, Erika	30	60	90	43	1	100	73	1.4	16		10	31	41	22	1	36	37	1.0	14	
Manuel, Taylor	26	69	95	71	3	30	56	0.5	22		9	32	41	41	3	13	26	0.5	13	
Gibson, Shelby	37	40	77	74	3	6	20	0.3	16		16	20	36	38	3	1	11	0.1	16	
Alston, Alissa	12	20	32	49	1	64	45	1.4	14		9	12	21	30	1	34	34	1.0	14	
Joseph, Shequilia	43	84	127	46	1	26	22	1.2	16		15	42	57	25	0	12	10	1.2	16	
Lewis, Torri	2	19	21	18	0	16	16	1.0	11		1	4	5	8	0	6	4	1.5	6	
Hart, Brettia	22	44	66	33	1	6	9	0.7	11		4	10	14	15	1	0	4	0.0	2	
Glover, Bree	5	10	15	7	0	6	14	0.4	6		1	3	4	1	0	2	5	0.4	5	
Muhate, Cecilia	17	35	52	37	2	4	12	0.3	6		6	12	18	22	2	2	4	0.5	6	
Rodgers, Kate	9	25	34	16	0	3	13	0.2	6		1	3	4	7	0	1	1	1.0	2	
Totals	313	612	925	530	15	362	416	0.9	97		121	273	394	280	13	166	214	0.8	84	
Opponent	312	642	954	466	-	314	510	0.6	90		151	321	472	211	-	178	202	0.9	90	

## SEASON/CAREER SUMMARIES

## SEASON STATISTICS

## CAREER STATISTICS

SUMMARY	gp-gs	min/g	fg%	3fg%	ft%	r/g	a/g	stl	blk	pts/g	gp-gs	min/g	fg%	3fg%	ft%	r/g	a/g	stl	blk	pts/g
Muhammad, Madinah	22-21	30.2	.358	.317	.831	2.5	1.8	41	5	13.1	52-42	23.2	.323	.301	.817	1.9	1.2	66	11	9.9
Sessom, Shandricka	25-25	29.4	.387	.293	.657	6.0	2.1	27	12	12.1	86-74	23.8	.370	.272	.737	4.4	1.5	94	28	10.9
Rowe, Chrishae	6-0	18.3	.393	.200	.733	3.3	1.5	10	1	10.3	6-0	18.3	.393	.200	.733	3.3	1.5	10	1	10.3
Sisk, Erika	25-25	26.4	.438	.263	.578	3.6	4.0	54	3	8.6	88-86	27.7	.365	.191	.659	3.3	3.1	193	7	8.6
Manuel, Taylor	23-22	21.9	.452	.000	.652	4.1	1.3	31	23	8.5	23-22	21.9	.452	.000	.652	4.1	1.3	31	23	8.5
Gibson, Shelby	25-3	15.4	.537	.538	.694	3.1	0.2	13	6	6.9	25-3	15.4	.537	.538	.694	3.1	0.2	13	6	6.9
Alston, Alissa	22-0	19.5	.440	.421	.688	1.5	2.9	20	1	6.7	51-3	16.1	.356	.389	.591	1.6	2.2	40	3	5.3
Joseph, Shequila	24-19	21.6	.354	.270	.609	5.3	1.1	28	11	5.0	118-79	18.8	.329	.261	.664	3.6	0.8	77	42	5.2
Lewis, Torri	21-4	15.5	.463	.463	1.000	1.0	0.8	8	0	3.6	51-10	15.7	.343	.339	.731	1.0	0.8	27	2	4.3
Hart, Bretta	24-0	9.0	.519	.000	.700	2.8	0.3	5	10	2.5	89-9	11.2	.500	.000	.488	3.5	0.2	56	57	3.1
Glover, Bree	13-0	8.4	.261	.250	.636	1.2	0.5	4	2	1.6	13-0	8.4	.261	.250	.636	1.2	0.5	4	2	1.6
Muhate, Cecilia	24-5	9.8	.333	.000	.643	2.2	0.2	4	4	1.5	47-6	10.2	.405	.000	.500	2.5	0.3	16	15	1.8
Rodgers, Kate	15-1	7.1	.467	.000	.750	2.3	0.2	6	1	1.1	15-1	7.1	.467	.000	.750	2.3	0.2	6	1	1.1
SCORING	fg-fga	fg%	3fg-fga	3fg%	ft-fta	ft%	pts	pts/g	fg-fga	fg%	3fg-fga	3fg%	ft-fta	ft%	pts	pts/g				
Muhammad, Madinah	93-260	.358	38-120	.317	64-77	.831	288	13.1	166-514	.323	75-249	.301	107-131	.817	514	9.9				
Sessom, Shandricka	122-315	.387	36-123	.293	23-35	.657	303	12.1	374-1011	.370	100-368	.272	87-118	.737	935	10.9				
Rowe, Chrishae	24-61	.393	3-15	.200	11-15	.733	62	10.3	24-61	.393	3-15	.200	11-15	.733	62	10.3				
Sisk, Erika	84-192	.438	10-38	.263	37-64	.578	215	8.6	262-718	.365	35-183	.191	197-299	.659	756	8.6				
Manuel, Taylor	76-168	.452	0-0	.000	43-66	.652	195	8.5	76-168	.452	0-0	.000	43-66	.652	195	8.5				
Gibson, Shelby	58-108	.537	7-13	.538	50-72	.694	173	6.9	58-108	.537	7-13	.538	50-72	.694	173	6.9				
Alston, Alissa	48-109	.440	8-19	.421	44-64	.688	148	6.7	83-233	.356	14-36	.389	88-149	.591	268	5.3				
Joseph, Shequila	45-127	.354	17-63	.270	14-23	.609	121	5.0	217-660	.329	98-375	.261	85-128	.664	617	5.2				
Lewis, Torri	25-54	.463	19-41	.463	6-6	1.000	75	3.6	70-204	.343	58-171	.339	19-26	.731	217	4.3				
Hart, Bretta	27-52	.519	0-0	.000	7-10	.700	61	2.5	120-240	.500	0-0	.000	39-80	.488	279	3.1				
Glover, Bree	6-23	.261	2-8	.250	7-11	.636	21	1.6	6-23	.261	2-8	.250	7-11	.636	21	1.6				
Muhate, Cecilia	13-39	.333	0-0	.000	9-14	.643	35	1.5	32-79	.405	0-0	.000	19-38	.500	83	1.8				
Rodgers, Kate	7-15	.467	0-1	.000	3-4	.750	17	1.1	7-15	.467	0-1	.000	3-4	.750	17	1.1				
TOTALS	o-reb	d-reb	t-reb	pf	fo	ast	to	a/to	o-reb	d-reb	t-reb	pf	fo	ast	to	a/to				
Muhammad, Madinah	16	40	56	56	1	40	62	0.6	28	70	98	127	1	63	102	0.6				
Sessom, Shandricka	32	119	151	69	2	52	63	0.8	110	267	377	223	8	132	194	0.7				
Rowe, Chrishae	8	12	20	10	0	9	10	0.9	8	12	20	10	0	9	10	0.9				
Sisk, Erika	30	60	90	43	1	100	73	1.4	116	170	286	201	8	277	241	1.1				
Manuel, Taylor	26	69	95	71	3	30	56	0.5	26	69	95	71	3	30	56	0.5				
Gibson, Shelby	37	40	77	74	3	6	20	0.3	37	40	77	74	3	6	20	0.3				
Alston, Alissa	12	20	32	49	1	64	45	1.4	32	48	80	127	7	110	91	1.2				
Joseph, Shequila	43	84	127	46	1	26	22	1.2	172	247	419	217	3	95	153	0.6				
Lewis, Torri	2	19	21	18	0	16	16	1.0	10	43	53	52	0	41	28	1.5				
Hart, Bretta	22	44	66	33	1	6	9	0.7	125	185	310	167	8	15	60	0.3				
Glover, Bree	5	10	15	7	0	6	14	0.4	5	10	15	7	0	6	14	0.4				
Muhate, Cecilia	17	35	52	37	2	4	12	0.3	44	74	118	71	3	13	29	0.4				
Rodgers, Kate	9	25	34	16	0	3	13	0.2	9	25	34	16	0	3	13	0.2				

2016-17 BOXSCORES

**Ole Miss 81, Southeastern Louisiana 31**  
**Nov. 11, 2016 (Oxford, Miss./The Pavilion at Ole Miss)**

The Ole Miss women's basketball team kicked off the season with an 81-31 win over the Southeastern Louisiana Lady Lions at The Pavilion at Ole Miss on Friday. **Madinah Muhammad** led the way with 16 points while **Shequila Joseph** and **Cecilia Muhate** each posted seven rebounds. The win marked the ninth consecutive season-opening win for the Rebels and the fourth of the **Matt Insell** era.

**Southeastern Louisiana 31 • 0-1**

#	Player	Total		3-Ptr		Rebounds			PF	TP	A TO Blk Stl				Min
		FG-FGA	FG-FGA	FT-FTA	Off Def Tot	PF	TP	A TO Blk Stl							
13	Stinson, Taz	g	3-8	0-0	1-4	1	1	2	4	7	0	2	1	2	18
14	Underwood, Taylin	g	2-11	0-4	0-0	1	2	3	4	4	0	5	0	3	30
23	Schvolin, Jaclyn	g	1-7	0-3	2-4	1	2	3	1	4	0	1	0	1	23
24	Morrison, Tyler	g	0-9	0-5	1-2	2	6	8	2	1	2	9	0	3	35
30	Brailey, Ashallee	g	1-4	0-2	1-2	0	1	1	2	3	0	2	0	1	14
01	Dawsey, Courtney		0-1	0-1	0-0	1	0	1	3	0	2	2	0	1	19
02	Hall, Tytiana		1-2	0-0	4-4	2	1	3	0	6	0	0	0	0	8
05	Dugas, Charliee		1-4	0-1	0-0	0	0	0	3	2	0	4	0	1	15
12	Harrison, Chambria		0-4	0-0	2-2	0	1	1	4	2	0	0	0	1	11
22	Stewart, Chey		0-2	0-0	0-0	0	2	2	3	0	0	0	0	1	6
33	Warren, Bre		0-2	0-1	2-2	0	2	2	2	2	0	3	0	1	21
Team						7	2	9							
Totals			9-54	0-17	13-20	15	20	35	28	31	4	28	1	14	200

1st - FG %:	11-15	13.3%	2nd: 2-18	11.1%	3rd: 0-10	0.0%	4th: 5-11	45.5%	Game: 9-54	16.7%	Deadball	
3FG %:	0-5	0.0%	0-6	0.0%	0-4	0.0%	0-17	0.0%	0-17	0.0%	Rebounds	
FT %:	1-2	50.0%	3-4	75.0%	7-10	70.0%	2-4	50.0%	13-20	65.0%	6	

**Ole Miss 81 • 1-0**

#	Player	Total		3-Ptr		Rebounds			PF	TP	A TO Blk Stl				Min
		FG-FGA	FG-FGA	FT-FTA	Off Def Tot	PF	TP	A TO Blk Stl							
11	Joseph, Shequila	f	1-2	1-2	1-2	2	5	7	0	4	2	2	1	0	15
50	Manuel, Taylor	f	6-7	0-0	2-4	3	0	3	2	14	0	1	0	0	20
05	Sisk, Erika	g	3-7	1-4	0-0	2	3	5	2	7	7	5	0	2	33
20	Muhammad, Madinah	g	7-15	1-6	1-3	1	2	3	1	16	2	3	1	7	37
23	Sessom, Shandricka	g	3-11	3-7	1-2	0	3	3	4	10	1	1	1	0	20
01	Glover, Bree		1-2	0-0	2-3	0	2	2	2	4	2	2	0	1	14
10	Muhate, Cecilia		2-4	0-0	2-2	1	6	7	2	6	0	3	1	0	12
24	Hart, Brett		0-0	0-0	2-2	2	1	3	0	2	0	1	1	0	7
32	Rodgers, Kate		2-4	0-0	0-0	2	3	5	2	4	1	3	0	1	11
42	Gibson, Shelby		4-9	1-2	5-6	5	1	6	1	14	0	1	1	2	14
44	Lewis, Torri		0-4	0-2	0-0	0	2	2	2	0	2	4	0	0	17
Team						4	3	7							
Totals			29-65	7-23	16-24	22	31	53	18	81	17	26	7	12	200

1st - FG %:	11-19	57.9%	2nd: 5-17	29.4%	3rd: 5-13	38.5%	4th: 8-16	50.0%	Game: 29-65	44.6%	Deadball	
3FG %:	2-4	50.0%	1-5	20.0%	2-7	28.6%	2-7	28.6%	7-23	30.4%	Rebounds	
FT %:	5-6	83.3%	3-6	50.0%	2-3	66.7%	6-9	66.7%	16-24	66.7%	2	

Officials: Amy Bonner, Wesley Dean, Troy Winters  
Technical fouls: Southeastern Louisiana-None. Ole Miss-None.  
Attendance: 909

Score by periods	1st	2nd	3rd	4th	Total
Southeastern Louisiana	5	7	7	12	31
Ole Miss	29	14	14	24	81

**Ole Miss 68, Jacksonville State 50**  
**Nov. 17, 2016 (Oxford, Miss./The Pavilion at Ole Miss)**

The Ole Miss women's basketball team used eight fourth-quarter points from Taylor Manuel and a double-double from Shandricka Sessom to pick up a 68-50 win over Jacksonville State on Thursday night. Ole Miss (3-0) opened the fourth quarter with a 5-0 run to pull ahead, but the story of the fourth quarter was the emergence of Manuel. With just three points entering the final stanza, Manuel went off for eight points in the fourth.

**Jacksonville State 50 • 1-2**

#	Player	Total		3-Ptr		Rebounds			PF	TP	A TO Blk Stl				Min
		FG-FGA	FG-FGA	FT-FTA	Off Def Tot	PF	TP	A TO Blk Stl							
34	PEARSON, Rayven	f	1-5	0-0	0-0	1	5	6	1	2	1	0	2	0	17
13	PATTERSON, Ki-Ki	g	2-6	1-4	0-0	0	0	0	1	5	1	1	1	0	26
22	MCLIN, Destany	g	4-14	0-2	1-2	2	3	5	0	9	0	3	0	0	24
23	BUCHANON, Lacey	g	0-5	0-0	0-0	0	0	0	2	0	1	2	0	1	16
24	MORRISON, Gretchen	g	2-6	2-6	0-0	0	0	0	1	6	1	0	0	0	32
01	TOWELS, Morgan		0-1	0-1	0-0	0	0	0	2	0	0	0	0	0	2
02	STRAIN, Leah		1-3	0-0	0-0	0	0	0	0	2	1	1	0	0	10
03	NAUGHTON, Kelly		1-3	1-2	0-0	0	0	0	1	3	2	5	0	0	15
04	BENSON, Briana		2-8	1-5	3-4	2	5	7	2	8	1	2	0	1	19
15	LONG, Chloe		0-1	0-0	0-0	0	4	4	2	0	0	1	0	0	10
32	PHELION, Tyler		3-4	0-0	5-6	2	2	4	1	11	0	1	2	1	21
33	MAGRUDER, Tasha		2-2	0-0	0-0	0	0	0	1	4	1	2	0	2	8
Team						5	6	11							
Totals			18-58	5-20	9-12	12	25	37	15	50	9	1	5	5	200

1st - FG %:	2-21	9.5%	2nd: 7-13	53.8%	3rd: 6-13	46.2%	4th: 3-11	27.3%	Game: 18-58	31.0%	Deadball	
3FG %:	2-7	28.6%	2-7	28.6%	1-3	33.3%	0-3	0.0%	5-20	25.0%	Rebounds	
FT %:	1-2	50.0%	6-6	100.0%	1-2	50.0%	1-2	50.0%	9-12	75.0%	2	

**Ole Miss 68 • 3-0**

#	Player	Total		3-Ptr		Rebounds			PF	TP	A TO Blk Stl				Min
		FG-FGA	FG-FGA	FT-FTA	Off Def Tot	PF	TP	A TO Blk Stl							
11	Joseph, Shequila	f	5-10	3-6	0-0	2	7	9	0	13	2	3	1	2	34
50	Manuel, Taylor	f	5-11	0-0	3-5	0	2	2	3	13	3	3	0	0	18
05	Sisk, Erika	g	4-11	2-3	5-8	1	3	4	1	15	6	2	1	5	35
20	Muhammad, Madinah	g	2-5	1-2	7-8	0	2	2	1	12	3	2	0	1	36
23	Sessom, Shandricka	g	5-13	1-4	0-1	2	9	11	3	11	0	5	1	1	35
10	Muhate, Cecilia		0-0	0-0	0-0	0	1	1	2	0	0	0	0	1	4
24	Hart, Brett		1-4	0-0	0-0	2	1	3	1	2	0	0	0	0	12
42	Gibson, Shelby		0-1	0-0	0-0	0	1	1	2	0	0	0	0	0	13
44	Lewis, Torri		1-1	0-0	0-0	0	1	1	0	2	0	0	0	1	13
Team						2	1	3							
Totals			23-56	7-15	15-22	9	28	37	13	68	14	15	3	11	200

1st - FG %:	4-15	26.7%	2nd: 4-12	33.3%	3rd: 7-15	46.7%	4th: 8-14	57.1%	Game: 23-56	41.1%	Deadball	
3FG %:	2-5	40.0%	1-4	25.0%	2-2	100.0%	2-4	50.0%	7-15	46.7%	Rebounds	
FT %:	3-6	50.0%	5-6	83.3%	3-5	60.0%	4-5	80.0%	15-22	68.2%	6,1	

Officials: Mark Zentz, Laura Morris, Chaney Muench  
Technical fouls: Jacksonville State-TEAM. Ole Miss-None.  
Attendance: 876

Score by periods	1st	2nd	3rd	4th	Total
Jacksonville State	7	22	14	7	50
Ole Miss	13	14	19	22	68

Last FG - JSU 4th-01:41, OM 4th-04:09.  
Largest lead - JSU by 5 2nd-00:35, OM by 21 4th-04:09.  
JSU led for 08:24. OM led for 29:56. Game was tied for 01:40.

Score tied - 3 times.  
Lead changed - 6 times.

**Ole Miss 76, Lipscomb 49**  
**Nov. 13, 2016 (Oxford, Miss./The Pavilion at Ole Miss)**

The Ole Miss women's basketball team picked up their second win of the young season with a 76-49 win over Lipscomb on Sunday evening. Junior guard **Shandricka Sessom** led the way with 26 points, while Oxford native **Erika Sisk** added 14 points and a team-best nine rebounds, which ties her career best. Against the Bison, Ole Miss post players accounted for 26 points and had 44 points come in the paint.

**Lipscomb 49 • 0-2**

#	Player		Total		3-Ptr		Rebounds			PF	TP	A				Min
			FG-FGA	FG-FGA	FT-FTA	Off	Def	Tot	To			Blk	Stl			
11	FUQUA, Amber	f	0-2	0-2	0-0	0	0	0	3	0	0	1	0	0	8	
24	BANKS, Alex	f	0-3	0-2	2-2	0	4	4	2	2	0	3	0	0	23	
32	ASSENA, Laure	f	1-6	0-0	2-2	2	2	4	1	4	1	0	0	0	18	
12	BROUGHTON, Aurianna	g	0-3	0-1	0-0	1	0	1	0	0	1	1	0	0	15	
22	CAGLE, Loren	g	2-6	0-2	0-3	0	2	2	2	4	1	5	0	2	29	
00	JONES, Loshaveon		1-5	0-1	2-4	0	1	1	5	4	2	2	1	1	15	
02	POTTS, Kennedy		1-1	0-0	0-0	0	1	1	2	2	1	1	0	0	12	
03	LOVELADY, Meredith		2-9	1-6	2-2	0	2	2	1	7	0	2	0	1	24	
04	DAVIES, Jessica		1-2	0-0	2-2	0	0	0	2	4	0	0	0	0	11	
05	SHORT, Carleigh		0-0	0-0	0-0	0	0	0	0	0	0	1	0	0	1	
14	MANOS, Lexi		2-3	1-2	0-0	0	0	0	0	5	1	3	0	0	17	
21	COTTON, Kaylee		5-7	3-5	1-2	0	4	4	1	14	1	0	0	0	14	
25	TURNER, Morgan		1-2	1-1	0-0	1	2	3	2	3	1	3	0	0	13	
	Team						5	5	10							
Totals			16-49	6-22	11-17	9	23	32	21	49	9	22	1	4	200	



**Ole Miss 69, Wisconsin 44**  
**Nov. 26, 2016 (Las Vegas, Nevada/Cox Pavilion )**

Ole Miss extended its season opening win streak to five straight with a 69-44 win over Wisconsin in the opening round of the Lady Rebel Round-Up hosted by UNLV on Saturday. Madinah Muhammad had a career night with 22 points, while Torri Lewis was also in double figures with 10 points. Freshman Kate Rodgers led the way on the glass with a team-best eight rebounds.

## Wisconsin 44 • 1-5

#	Player	Total FG-FGA	3-Ptr FT-FTA	Rebounds Off Def Tot	PF	TP	A To	Bk St	Min					
33	Fredrickson, Courtne	f 2-8	0-2	2-4	3	4	7	1	6	3	8	0	1	29
40	Young, Ayanwa	f 1-5	0-0	5-12	2	5	7	2	7	2	2	0	0	26
35	Shaw, Kendall	c 0-3	0-0	4-4	3	4	7	2	4	0	1	1	1	20
10	Van Leeuwen, Kendra	a 0-1	0-1	0-0	0	2	2	3	0	2	4	0	0	18
23	Morris, Corley	g 5-13	1-4	6-7	1	1	2	2	17	0	1	0	1	27
03	Gilreath, Suzanne	0-2	0-1	0-0	1	1	1	0	0	0	1	0	0	9
05	Marble, Rochelle	0-1	0-0	0-0	0	0	0	3	7	0	0	0	0	18
14	Howard, Marsha	2-6	0-0	2-4	4	4	8	3	6	1	3	0	2	17
14	Laszewski, Abby	0-1	0-0	0-0	1	1	0	0	0	1	0	0	0	7
15	Richardson, Lexy	0-2	0-1	0	1	0	1	0	0	0	0	0	0	1
20	Kuhn, Taylor	0-0	0-0	0-0	0	0	0	0	0	0	0	0	0	2
24	Johnson, Malayna	0-0	0-0	0	1	1	0	0	0	0	0	0	0	1
30	Gregory, Gabby	0-1	0-0	1-2	1	3	4	1	1	1	4	0	0	20
	Team				3	1	4							
	Totals	10-43	1-10	23-37	18	27	45	18	44	9	31	2	6	200
	1st - FG %:	5-12	1-4	14%	4th:	1-10	10.0%			Game:	10-43	23.3%		Deadball Rebounds
	3FG %:	0-1	0.0%		3rd:	1-3	33.3%	5-5	100%		23-37	62.2%		
	FT %:	0-1	0.0%		2nd:	0-7	28.6%	1-3	33.3%		1-4	25.0%		
		5-8	62.5%		1st:	6-12	50.0%	0-0	0.0%		0-0	0.0%		

Ole Miss 69 • 5-0

#	Player		FG-3A	FG-3A	FT-FTA	Rebounds				Off	Def	Top	PF	TP	A	T	Blk	Stl	Min	
11	Joseph, Shequila	f	0-4	0-1	0-0	3	0	3	0	0	0	1	0	1	0	1	0	1	11	
50	Manuel, Taylor	f	2-8	0-0	2-4	1	3	4	2	6	0	3	1	4	26					
05	Sik, Erika	g	4-5	1-1	0-2	0	3	3	2	9	1	4	1	2	24					
20	Muhammad, Madinah	g	7-20	3-8	5-7	1	1	2	4	22	0	2	0	3	35					
09	Shannon, Shandricka	g	2-8	0-5	1-1	1	1	5	0	5	2	2	0	17						
01	Glover, Bree	g	0-0	0-0	0-0	0	0	0	0	0	0	0	0	2						
10	Muhate, Cecilia	g	0-0	0-0	0-0	1	2	3	1	0	0	3	0	7						
24	Hart, Bretta	1-3	0-0	0-0	0	1	0	1	4	2	3	1	0	9						
25	Alston, Alissa	1-3	0-0	6-7	0	1	1	2	8	2	0	0	1	17						
32	Loggers, Carrie	1-1	0-0	0	1	7	8	0	2	1	1	0	0	13						
44	Gibson, Chesby	0-0	2-4	0-0	1	1	1	4	5	0	0	0	2	14						
23	Rodrigz, Torri	2-2	2-2	4-4	0	1	0	2	10	0	1	0	1	25						
Team						2	1	3												
Totals				22-58	6-17	19-26	12	22	34	28	69	8	18	2	16	200				
1st - FG %:			6-20	30.0%	2nd:	7-14	50.0%	3rd:	11-11	9.1%	4th:	8-13	61.5%	Game:		22-58	37.9%	Rebound:		
FG %:			1-7	14.3%	3rd:	3-3	100.0%	1-4	25.0%	1-3	33.3%	6-17		35.3%		Deadball:				
			70.0%		3-4	75.0%		5-6				6-17		35.3%		Deadball:				

Officials: Rick Thorne, Janette Graham, Nicole Brannon  
Technical fouls: Wisconsin-None. Ole Miss-None.  
Attendance: 931  
Lady Rebel Round-Up Day 1 Game 2

Score by periods	1st	2nd	3rd	4th	Total
Wisconsin	18	9	11	6	44
Ole Miss	20	21	8	20	69

Last FG - WIS 4th-03:21, OM 4th-00:45.  
Largest lead - WIS by 3 1st-01:49, OM by 25 4th-00:45.  
WIS led for 03:11. OM led for 34:53. Game was tied for 01:52.

**Ole Miss vs. Jackson State**  
**Dec. 1, 2016 (Oxford, Miss./The Pavilion at Ole Miss)**

In front of a record crowd of 8,088 fans, the Ole Miss women's basketball team picked up an 89-41 win over Jackson State. The win gives Ole Miss its 800th all-time program win and moves Ole Miss to a perfect 5-0 at The Pavilion this season. Ole Miss (6-1) had a fairly balanced score sheet with 10 players making their way into the scoring book with Shandricka Sessom leading the way with her second double-double of the season.

**Jackson State 41 • 3-2**

[illegible]

**Ole Miss 89 • 6-1**

#	Player	Total	3-Ptr	Rebounds	Off	Def	PF	TP	A	To	Bk	Stl	Min
		FG-FGA	FT-FTA										
32	Rodgers, Kate	0-1	0-0	0-0	0	3	2	0	0	3	0	2	9
50	Manuel, Taylor	2-5	0-0	0-2	2	3	5	0	4	1	1	0	11
5	Sisk, Erika	4-6	0-0	4-8	4	1	5	3	12	6	3	0	20
20	Muhammad, Madinah	2-8	1-4	0-0	1	0	1	3	5	0	3	0	1
23	Sesson, Shandricka	8-17	2-8	0-0	1	9	10	0	18	2	3	2	21
10	Glover, Bree	0-4	0-0	3-3	3	1	0	2	0	0	0	0	13
10	Muhate, Cecilia	1-2	0-0	0-2	1	4	5	2	0	0	0	0	18
11	Joseph, Shequela	2-3	1-2	0-0	3	1	4	0	5	2	1	0	3
24	Hart, Brett	5-6	0-0	1-2	5	5	10	3	11	0	2	1	12
45	Alston, Alisha	5-9	1-2	3-4	0	2	2	2	14	7	1	0	19
22	Gibson, Shelby	4-4	0-0	4-4	1	2	3	12	1	2	0	0	15
44	Lewis, Torri	2-4	2-3	0-0	0	3	3	0	6	1	0	0	20
	Team				1	3	4						
	Totals	35-69	7-19	12-22	19	39	58	20	89	20	20	4	12

Officials: Michael McConnell, Kelly Johnson, Charlie Hust  
Technical fouls: Jackson State-None. Ole Miss-None.  
Attendance: 8088  
14th Annual Kids Game

Score by periods	1st	2nd	3rd	4th	Total
Jackson State	13	9	16	3	<b>41</b>
Ole Miss	28	26	23	12	<b>89</b>

Last FG - JCKSTW 4th-09:34, OM 4th-05:47.  
Largest lead - JCKSTW by 1 1st-08:02, OM by 48 4th-01:55.  
JCKSTW led for 01:05. OM led for 36:52. Game was tied for 01:58.

**UNLV 64, Ole Miss 57**  
**Nov. 27, 2016 (Las Vegas, Nevada/Cox Pavilion )**

The Ole Miss women's basketball team dropped a heartbreaker in the championship of the Lady Rebel Round-Up, 65-57, to host UNLV. The loss was the first of the season for the Rebels and moves them to 5-1 on the year, which is the best start to the Matt Insell era. Madinah Muhammad posted a new career-high with 24 points. Shandricka Sessom led the rebounding efforts with six rebounds.

Ole Miss 57 • 5-1

#	Player		Total			Rebounds			PF	TP	A	T	Bk	Stl	Min
			FG-FGA	3-PT	FT-FTA	Off	Def	Total							
11	Joseph, Shequilia	f	0-5	0-4	0-0	0	2	2	1	0	1	2	0	1	21
50	Manuel, Taylor	f	2-4	0-0	2-2	0	2	2	2	6	1	4	1	0	25
5	Sisk, Erika	g	1-5	0-1	1-3	0	3	3	2	3	4	0	2	0	26
20	Muhammad, Madinah	g	1-13	4-6	4-4	1	4	5	4	24	2	5	0	3	28
23	Sesson, Shandricka	g	5-16	2-5	0-0	2	4	6	4	12	2	3	3	0	35
24	Hart, Bretta	g	2-3	0-0	0-0	0	3	3	4	4	0	1	1	1	15
25	Alston, Alissa	g	0-1	0-1	1-1	0	1	1	4	1	4	2	1	0	10
32	Rodgers, Kate	g	0-1	0-0	0-0	0	0	0	0	0	0	0	0	0	4
35	Gibson, Shelby	g	2-3	0-0	0-0	2	1	3	3	4	0	0	0	0	15
42	Lewis, Torri	g	1-1	1-1	0-0	0	1	0	0	3	0	0	0	0	11
	Totals					1	2	3							
			21-52	7-19	8-10	6	22	28	24	57	13	21	6	7	200

1st: FG % 5.0 50.0  
3PT% 0.0 50.0  
FT % 5.0 83.3%

2nd: 7-12 58.3%  
1-4 25.0%  
0-1 0.0%

3rd: 3-15 20.0%  
2-2 100.0%  
0-0 0.0%

4th: 6-15 40.0%  
2-8 25.0%  
1 100.0%

Game: 21-52 40.4%  
1-10 38.6%  
0-10 80.0%

Deadball  
Rebounds

## UNLV 64 - 5-0

#	Player	Total			3-Ptr			Rebounds									
		FG-FGA	FG-FGA	FT-FTA	Off	Def	Total	PF	TP	A	To	Blk	Stl	Min			
03	STRAWTHWER, Paris	f	4-7	2-4	2-3	3	3	6	0	12	0	3	0	0	34		
21	POWELL, Katie	f	2-6	0-2	0-0	2	2	4	4	4	1	1	2	1	16		
02	JOHNSON, Brooke	g	2-8	1-4	7-8	0	2	2	3	12	3	4	0	1	33		
10	WHEATLEY, Nikki	g	3-8	0-0	8-11	3	7	10	3	14	4	5	1	2	31		
12	GONZALEZ, Dakota	g	3-14	1-5	5-6	1	5	6	2	12	1	8	0	2	39		
01	TUCKER, Tiara	g	0-0	0-0	0-0	0	0	0	1	0	2	0	0	1	5		
20	ANDERSON, Alyssa	g	0-0	0-0	0-0	0	0	0	0	0	0	0	0	0	8		
23	BELL, Jordyn	g	3-7	0-2	1-2	2	1	3	7	2	2	2	0	0	31		
24	WADE, Rodjanae	g	1-1	0-0	1-2	0	1	1	0	3	0	0	0	0	3		
	Team					5	5	10									
Totals			18-51	4-17	24-32	16	26	42	15	64	13	23	3	7	200		
1st - FG %: 41.5 28.7% 2nd: 7rd: 77.8% 3rd: 41.3 30.8% 4th: 31.4 21.4% Game: 18-51 35.3% Deadball																Rebounds	
3P%: 2.5 40.0%		0-4 0.0%		0-0 0.0%		0-1 0.0%		0-1 0.0%		1-7 14.3%		24-32 75.0%					
FT %: 1.2 50.0%		4-5 80.0%		9-12 75.0%		10-13 76.9%											

Officials: Gator Parrish, Janetta Graham, Daria Foutz  
 Technical fouls: Ole Miss-TEAM 2. UNLV-TEAM.  
 Attendance: 841  
 Lady Rebel Round-Up Championship Game  
 Ole Miss coach ejected at 9:13 in the 4th quarter after second technical foul.

Score by periods	1st	2nd	3rd	4th	Total
Ole Miss	16	17	9	15	57
UNLV	11	20	17	16	64

Last FG - OM 4th-00:09, UNLV 4th-01:52.  
Largest lead - OM by 6 1st-01:58, UNLV by 12 4th-03:38.  
OM led for 15:50. UNLV led for 20:00. Game was tied for 04:10.

**No. 16 West Virginia 66, Ole Miss 61 (SEC/Big 12 Challenge)  
Dec. 4, 2016 (Morgantown, WV/WVU Coliseum)**

The Ole Miss women's basketball team fought with the No. 16 West Virginia Mountaineers but came up a little short in a 66-61 loss in the SEC/Big 12 Challenge on Sunday. Taylor Manuel led the Rebels with 13 points while Erika Sisk added 11. Shequila Joseph posted a game-high 11 rebounds. Ole Miss got the lead to two possessions twice but couldn't complete the comeback.

Ole Miss 61 • 6-2

#	Player		Total			Rebounds			PF	TP	A	TO	Bk	Stl	Min
			FG-FGA	3-PT	FT-FTA	Off	Def	Tot							
11	Joseph, Shequila	f	2-8	1-3	1-2	6	5	11	2	6	1	0	0	0	32
50	Manuel, Taylor	f	4-14	0-0	5-9	2	2	4	13	1	3	2	2	25	
05	Sisk, Erika	g	5-7	0-0	1-1	2	0	2	4	11	3	2	0	25	
20	Muhammad, Madinah	g	1-7	0-2	2-2	1	2	3	5	4	0	2	0	38	
23	Sessom, Shandricka	g	3-9	0-1	3-4	1	1	2	4	9	2	4	0	54	
10	Muhate, Cecilia	g	0-1	0-0	0-0	0	0	0	0	0	0	0	0	2	
47	Hart, Bretta	g	0-0	0-0	0-0	1	0	1	1	0	0	1	0	1	
25	Alston, Alissa	g	0-5	0-0	2-2	0	1	1	2	2	0	2	0	17	
42	Gibson, Shelby	g	2-5	1-2	3-4	0	3	3	2	8	0	1	0	2	
44	Lewis, Torri	g	2-3	2-3	2-2	0	1	1	2	8	0	1	0	2	
	Team					2	0	2							
Totals			19-59	4-11	19-26	15	15	30	26	61	7	16	2	14	200
1st - FG %: 2-13 15.4%			2nd: 2-11 18.2%			3rd: 6-18 33.3%			4th: 9-17 52.9%			Game: 19-59 32.2%			Deadball Rebounds 2.1
2nd - FG %: 2-11 18.2%			3rd: 6-18 33.3%			4th: 9-17 52.9%			Game: 19-59 32.2%			Deadball Rebounds 2.1			
FT %: 2-2 100.0%			7-8 87.5%			5-8 62.5%			12-18 66.7%			19-26 73.1%			

West Virginia 62 - 90

## West Virginia 66 • 9-0

#	Player		Total	3-Ptr	Rebounds							Min			
			FG-FGA	FG-FGA	FT-FTA	Off	Def	Tot	PF	TP	A		TO	Bk	Stl
11	Muldrow, Teana	f	4-8	0-1	0-0	0	5	5	4	8	2	4	1	4	20
15	Montgomery, Lanay	c	3-3	0-0	2-4	2	3	5	5	8	1	2	2	0	14
05	Martin, Tyrice	g	3-9	1-4	3-6	1	4	5	3	10	1	4	0	1	39
12	Ray, Chania	f	1-3	0-2	2-4	0	2	2	4	4	4	4	0	0	29
22	Pardee, Katrina	g	1-5	0-2	0-0	1	2	3	2	2	0	1	0	0	17
02	Brewer, Alexis		2-3	1-2	7-12	0	2	2	1	12	3	6	0	0	34
13	King, Kristina		6-7	0-0	4-6	2	7	9	1	16	1	2	4	2	28
20	Rhodes, Desiree		3-5	0-0	0-0	2	3	5	3	6	0	1	1	0	18
24	Martin, Anja		0-0	0-0	0-0	0	1	1	1	0	0	0	0	0	1
	Team					2	1	3			1				
	Totals		23-43	2-11	18-32	10	30	40	24	66	12	25	8	7	200

Officials: Bob Trammell, Jesse Dickerson, Maj Forsberg  
 Technical fouls: Ole Miss-None. West Virginia-None.  
 Attendance: 2634  
 Montgomery (WVU) fouled out with 1:49 remaining in the game.  
 Muhammad (OMU) fouled out with 1:13 remaining in the game.

Score by periods	1st	2nd	3rd	4th	Total
Ole Miss	8	12	17	24	61
West Virginia	14	12	17	23	66

Last FG - OM 4th-00:04, WVU 4th-00:53.  
Largest lead - OM by 2 3rd-05:26, WVU by 11 2nd-03:44.  
OM led for 01:21. WVU led for 34:06. Game was tied for 04:31.

## 2016-17 OLE MISS WBB GAME NOTES

## VS. AUBURN (GAME 26)

## 2016-17 BOXSCORES

**Ole Miss 97, La.-Monroe 40**  
**Dec. 10, 2016 (Oxford, Miss./The Pavilion at Ole Miss)**

The Ole Miss women's basketball team moved to 6-0 at The Pavilion at Ole Miss with a 97-40 win over La.-Monroe on Saturday afternoon. Sophomore Madinah Muhammad led the Ole Miss offense with 21 points for her third game of 20+ points this season, while classmate Alissa Alston dished out a career-best nine assists for the most assists for a Rebel since Valencia McFarland had 10 in 2014.

**ULM 40 • 2-6**

#	Player	Total		3-Ptr		Rebounds		PF	TP	A	TO	Blk	Stl	Min
		FG-FGA	FG-FGA	FT-FTA	Off Def Tot	Off Def Tot	Off Def Tot							
##	Oestreich, Logan	f	1-6	0-0	1-3	2 2 4	3 3	0	5	2	1	0	0	19
25	Ratliff, Stephanie	f	3-4	0-0	0-0	2 1 3	2 6	0	0	0	0	1	0	15
01	Collins, Alexis	g	2-9	0-2	0-0	2 2 4	2 4	6	9	0	0	0	0	26
14	Jackson, Andreanna	g	0-6	0-1	2-2	1 1 2	3 2	0	1	0	0	0	0	8
23	Moody, Carissa	g	2-5	0-1	0-0	0 4 4	1 4	0	1	0	1	0	1	28
10	Marker, Lauren		0-2	0-0	0-0	0 0 0	0 0	0	0	1	0	1	0	14
11	Lunsford, Destini		0-3	0-1	1-4	1 2 3	0 1	0	7	0	2	0	2	19
24	Briggs, Tanisha		0-0	0-0	0-0	0 0 0	1 0	0	0	0	0	0	0	2
34	Cortez, Gabriella		5-9	4-6	2-3	0 3 3	2 16	2	0	0	1	0	1	26
35	Archer, London		0-1	0-0	2-4	2 0 2	2 2	1	4	0	0	0	0	25
41	Anderson, Dani		1-1	0-0	0-0	0 2 2	2 2	0	2	0	0	0	0	18
Team						2 6 8				1				
Totals			14-46	4-11	8-16	12 23 35	19 40	9	31	2	7	200		
1st FG %: 2-10 20.0% 2nd: 2-14 14.3% 3rd: 10-14 71.4% 4th: 0-8 0.0% Game: 14-46 30.4% Deadball														
3FG %: 1-3 33.3% 3FG %: 0-4 0.0% 3FG %: 3-3 100.0% 3FG %: 4-11 36.4% 3FG %: 1-2 50.0%														
FT %: 0-2 0.0% 2-2 100.0% 1-4 25.0% 5-8 62.5% 4-11 36.4% 2-4 50.0%														

**Ole Miss 97 • 7-2**

#	Player	Total		3-Ptr		Rebounds		PF	TP	A	TO	Blk	Stl	Min
		FG-FGA	FG-FGA	FT-FTA	Off Def Tot	Off Def Tot	Off Def Tot							
11	Joseph, Shequila	f	1-4	0-1	0-0	1 4 5	0 2	0	0	2	2	1	0	13
42	Gibson, Shelby	f	3-4	1-1	1-1	3 1 4	1 8	0	0	0	1	0	1	18
05	Sisk, Erika	g	4-10	1-3	4-4	1 2 3	2 13	3	2	0	4	0	1	18
20	Muhammad, Madinah	g	5-12	4-9	7-9	0 1 1	0 21	4	1	0	2	0	3	33
23	Sessom, Shandricka	g	6-11	4-6	0-0	0 2 2	3 16	6	1	0	2	0	2	29
01	Glover, Bree		2-7	0-2	2-2	3 1 4	2 6	2	2	1	3	1	0	15
10	Muhate, Cecilia		1-5	0-0	3-6	4 3 7	1 5	1	1	0	0	0	1	19
24	Hart, Bretta		5-7	0-0	0-0	1 5 6	1 10	0	0	1	2	1	0	19
25	Alston, Alissa		2-6	0-2	0-0	1 0 1	2 4	9	2	0	4	0	1	23
32	Rodgers, Kate		2-5	0-0	2-2	3 3 6	1 6	0	1	0	0	0	0	11
44	Lewis, Torri		2-2	2-2	0-0	0 1 1	0 6	0	0	0	0	0	0	2
Team						3 2 5								
Totals			33-73	12-26	19-24	20 25 45	13 97	25	10	4	20	200		
1st FG %: 10-18 55.6% 2nd: 6-15 40.0% 3rd: 11-15 73.3% 4th: 6-25 24.0% Game: 33-73 45.2% Deadball														
3FG %: 5-9 55.6% 3FG %: 2-6 33.3% 3FG %: 3-5 60.0% 3FG %: 2-6 33.3% 3FG %: 12-26 46.2%														
FT %: 6-8 75.0% 4-6 66.7% 4-4 100.0% 5-6 83.3% 19-24 79.2% 3-6 50.0%														

Officials: Susan Blauch, Gina Cross, Bruce Morris  
Technical fouls: ULM-None. Ole Miss-None.  
Attendance: 1001

Score by periods	1st	2nd	3rd	4th	Total
ULM	5	6	24	5	40
Ole Miss	31	18	29	19	97

Last FG - ULM 3rd-01:47, OM 4th-03:58.  
Largest lead - ULM None, OM by 57 4th-01:27.  
ULM led for 00:00. OM led for 39:46. Game was tied for 00:12.

**Ole Miss 77, VCU 57**  
**Dec. 17, 2016 (Oxford, Miss./The Pavilion at Ole Miss)**

The Ole Miss women's basketball team ran its record at The Pavilion at Ole Miss to a perfect 8-0 and extended its win streak to three straight with a 77-57 win over VCU on Saturday afternoon. In just her second game in an Ole Miss uniform, Chrishae Rowe led Ole Miss (9-2) with 14 points off the bench, while Shandricka Sessom added 12 points. Oxford native Erika Sisk dished out 10 assists and tallied eight points.

**VCU 57 • 5-6**

#	Player	Total		3-Ptr		Rebounds		PF	TP	A	TO	Blk	Stl	Min
		FG-FGA	FG-FGA	FT-FTA	Off Def Tot	Off Def Tot	Off Def Tot							
##	Skinner, Sandra	f	0-3	0-0	0-0	1 3 4	1 0	0	2	2	0	0	0	13
32	Gibson, Bria	f	2-5	0-1	3-6	1 2 3	1 7	0	2	0	1	0	1	24
01	Goodhope, Galaisha	g	3-4	1-1	1-6	0 0 0	1 8	6	3	0	0	0	0	24
24	Rowser, Mooriah	g	6-11	0-1	0-0	0 1 1	0 12	1	1	0	2	0	2	21
34	Robinson, Keira	g	2-7	1-2	1-2	0 3 3	1 6	3	0	0	1	0	1	25
00	Pegram, Ashley		0-3	0-0	2-2	0 0 0	1 2	2	1	0	1	0	1	16
03	Williams, Nyra		0-0	0-0	0-0	0 1 1	0 1	0	1	0	0	0	0	3
20	Maddox, JaiLyn		2-3	0-1	0-0	0 0 0	0 4	1	0	0	0	0	0	5
21	Mitchell, Ashlee		0-0	0-0	1-2	1 1 2	1 1	1	1	0	1	0	1	13
22	Strong, Katherine		2-7	0-1	1-2	2 0 2	4 5	0	0	0	0	0	0	13
35	Brelve, Curteona		2-6	0-0	2-4	2 10 12	2 6	0	2	0	0	0	0	22
30	Hammond, Danielle		0-0	0-0	0-0	0 0 0	1 0	0	0	1	0	0	0	7
45	Thorpe, Isis		2-4	1-2	1-2	1 0 1	2 6	0	4	1	1	1	0	14
Team						2 4 6								
Totals			21-53	3-9	12-26	10 25 35	16 57	15	17	14	4	7	200	
1st FG %: 5-17 29.4% 2nd: 6-13 46.2% 3rd: 5-11 45.5% 4th: 5-12 41.7% Game: 21-53 39.6% Deadball														
3FG %: 0-0 0.0% 2-3 66.7% 0-3 0.0% 1-3 33.3% 3-9 33.3% 1-4 25.0%														
FT %: 3-6 50.0% 3-4 75.0% 2-6 33.3% 4-10 40.0% 12-26 46.2% 7-2														

**Ole Miss 77 • 9-2**

#	Player	Total		3-Ptr		Rebounds		PF	TP	A	TO	Blk	Stl	Min
		FG-FGA	FG-FGA	FT-FTA	Off Def Tot	Off Def Tot	Off Def Tot							
11	Joseph, Shequila	f	3-4	1-2	0-0	0 3 3	3 7	2	1	0	0	0	0	17
50	Manuel, Taylor	f	4-10	0-0	1-2	0 6 6	3 9	4	1	0	0	0	2	27
05	Sisk, Erika	g	3-6	1-2	1-2	1 1 2	0 8	10	5	0	1	0	1	25
23	Sessom, Shandricka	g	5-10	2-3	0-0	1 2 3	4 12	0	2	0	1	0	1	19
44	Lewis, Torri	g	3-5	2-3	0-0	0 3 3	0 8	2	1	0	1	0	1	26
01	Glover, Bree		1-1	1-1	0-0	0 0 0	0 3	0	0	0	0	0	0	5
10	Muhate, Cecilia		1-1	0-0	0-0	0 2 2	1 2	0	0	1	0	0	0	8
21	Rowe, Chrishae		5-13	0-2	4-6	0 2 2	3 14	0	2	0	0	0	0	22
24	Hart, Bretta		0-1	0-0	0-0	0 5 5	2 0	0	0	0	0	0	0	10
25	Alston, Alissa		3-6	2-4	1-2	0 0 0	2 9	3	1	0	1	0	1	23
32	Rodgers, Kate		0-1	0-0	0-0	0 1 1	0 0	0	0	0	0	0	1	8
42	Gibson, Shelby		1-2	1-1	2-2	0 1 1	4 5	0	1	0	0	0	0	10
Team						6 2 8								
Totals			29-60	10-18	9-14	8 28 36	22 77	21	14	1	5	200		
1st FG %: 7-16 43.8% 2nd: 9-17 52.9% 3rd: 8-15 53.3% 4th: 5-12 41.7% Game: 29-60 48.3% Deadball														
3FG %: 4-6 66.7% 1-3 33.3% 3-4 75.0% 2-5 40.0% 10-18 55.6%														
FT %: 1-2 50.0% 1-2 50.0% 1-2 50.0% 6-8 75.0% 9-14 64.3%														

Officials: Mark Zentz, Frank Steratore, Meadow Overstreet  
Technical fouls: VCU-None. Ole Miss-None.  
Attendance: 956

Score by periods	1st	2nd	3rd	4th	Total
VCU	13	17	12	15	57
Ole Miss	19	20	20	18	77

Last FG - VCU 4th-00:35, OM 4th-00:23.  
Largest lead - VCU None, OM by 23 4th-00:03.  
VCU led for 00:00. OM led for 39:47. Game was tied for 00:13.

**Ole Miss 83, No. 25 Oregon 67**  
**Dec. 14, 2016 (Oxford, Miss./The Pavilion at Ole Miss)**

The Ole Miss women's basketball team (8-2) took advantage of a huge opportunity at home and came up with a resounding 83-67 win over No. 25 Oregon on Wednesday night at The Pavilion at Ole Miss. The win keeps Ole Miss perfect at home and is Ole Miss' fourth win over a ranked opponent in the last three years and the first over a non-SEC foe since 2006-07.

**Oregon 67 • 8-2**

#	Player		Total		3-Ptr		Rebounds			PF	TP	A	TO	Blk	Stl	Min
			FG-FGA	FG-FGA	FT-FTA	Off	Def	Tot								
15	Vandenberg, Jacinta	f	1-1	0-0	0-0	0	2	2	2	2	1	0	0	0	0	10
24	Hebard, Ruthy	f	10-13	0-0	2-2	3	5	8	1	22	2	3	1	0	0	28
05	Cazorla, Maite	g	2-4	1-1	1-2	0	3	3	1	6	6	4	0	1	0	26
10	Bando, Lexi	g	1-4	1-2	0-0	0	3	3	1	3	2	0	0	0	0	22
20	Ionescu, Sabrina	g	1-2	0-0	0-0	1	1	2	2	1	2	0	1	0	0	17
02	Yeager, Morgan		0-0	0-0	0-2	0	0	0	2	1	1	0	0	0	0	15
93	Hall, Justine		4-9	2-4	0-0	1	1	1	10	1	1	0	0	0	0	19
11	Woods, Jayde		1-3	0-1	0-0	2	0	2	1	2	1	0	0	0	0	7
12	Trinder, Megan		1-5	1-3	0-0	0	0	0	0	3	3	3	0	0	0	18
13	Moore, Mar'Shay		0-0	0-0	0-0	0	0	0	1	0	0	0	0	0	0	4
22	Yearwood, Lauren		2-4	0-0	0-0	1	3	4	0	4	0	1	0	1	0	11
32	Gildon, Oti		1-1	0-0	0-0	0	1	1	1	2	0	0	1	0	0	5
44	McGwire, Mallory		5-13	0-0	1-2	5	7	12	4	11	2	1	1	0	0	20
52	Campisano, Sierra		0-3	0-2	0-0	0	0	0	2	0	3	0	1	0	0	8
	Team					2	2	0	6	2	0	3	0	1	0	0
Totals			29-64	5-13	4-8	15	26	41	19	67	23	17	3	3	20	200
1st - FG %: 6-18 33.3%    2nd: 9-17 52.9%    3rd: 6-13 46.2%    4th: 8-16 50.0%    Game: 29-64 45.3%    Deedball: 1-1 50%																

## 2016-17 OLE MISS WBB GAME NOTES

## VS. AUBURN (GAME 26)

## 2016-17 BOXSCORES

### Ole Miss 67, Mississippi Valley State 30 Dec. 28, 2016 (Oxford, Miss./The Pavilion at Ole Miss)

The Ole Miss women's basketball team closed out the non-conference slate with a 67-30 win over Mississippi Valley State on Wednesday. Shelby Gibson led the Rebel offense with 16 points off the bench, while Ole Miss picked up its 10th straight win at The Pavilion and fifth consecutive win. Taylor Manuel led the way with eight rebounds — a new season-high.

#### Mississippi Valley 30 • 3-8

#	Player	Total		3-Ptr		Rebounds			PF	TP	A	TO	Blk	Stl	Min
		FG-FGA	FG-FGA	FT-FTA	Off	Def	Tot								
13	Hailey, Kenya	f	0-2	0-1	4-4	1	3	4	3	4	0	9	0	0	22
20	Beals, Ashely	f	0-5	0-0	3-4	2	4	6	1	3	0	4	0	0	27
34	Smith, Nyla	f	0-3	0-1	0-0	0	2	2	0	0	0	1	1	0	18
11	Elliot, Lauren	g	2-7	0-0	3-5	1	5	6	2	7	2	5	0	0	26
25	Reed, Christina	g	3-17	1-5	1-2	1	2	3	2	8	0	4	3	0	21
01	Ebron, Lynshawn		0-1	0-1	2-2	0	1	1	2	2	0	8	0	2	22
04	Parker, Kristy		1-4	0-1	2-4	2	1	3	3	4	0	0	0	1	11
05	Tarrant, Alexandria		0-2	0-0	0-0	0	1	1	0	0	0	2	0	0	10
11	Green, Stormy		0-0	0-0	0-0	0	0	0	0	0	0	0	0	0	1
12	Arnold, Kenya		0-1	0-0	0-0	1	0	1	1	0	0	3	0	0	8
21	Bolden, Kassadey		0-1	0-0	0-0	2	0	2	1	0	0	0	0	0	3
23	Hemphill, Destiny		0-0	0-0	0-0	0	0	0	0	0	0	0	0	0	10
30	Sheard, Rickisha		0-1	0-0	0-0	0	3	3	1	0	1	2	0	0	0
54	Holmon, Jazmine		1-2	0-0	0-0	1	2	3	2	2	0	1	0	0	11
Team						5	3	8							
Totals			7-46	1-9	15-21	16	27	43	18	30	3	40	5	7	200

1st FG %:	4-20	20.0%	2nd:	3-8	37.5%	3rd:	0-11	0.0%	4th:	0-7	0.0%	Game:	7-46	15.2%	Deadball	Rebounds
3FG %:	1-3	33.3%		0-3	0.0%		0-0	0.0%		0-3	0.0%		1-9	11.1%		3,2
FT %:	1-2	50.0%		6-7	85.7%		4-6	66.7%		4-6	66.7%		15-21	71.4%		

#### Ole Miss 67 • 11-2

#	Player		Total	3-Ptr	Rebounds			PF		TP		A	TO	Blk	Stl	Min
			FG-FA	FG-FA	FT-FTA	Off	Def	Total	Off	Def	Total					
11	Joseph, Shequila	f	0-4	0-3	0-0	1	5	6	3	0	1	0	1	0	2	16
50	Manuel, Taylor	f	2-4	0-0	0-0	2	6	8	3	4	1	5	5	1	1	17
05	Sisk, Erika	g	1-7	1-1	0-2	0	1	0	7	5	3	0	6	2	1	22
20	Muhammad, Madinah	g	4-12	2-6	0-0	2	2	4	2	10	3	3	0	3	0	23
23	Sessom, Shandricka	g	5-13	1-5	0-0	1	4	5	2	11	0	1	0	1	0	21
01	Glover, Bree		0-0	0-0	0-0	0	0	0	0	0	0	0	0	0	0	2
10	Muhate, Cecilia		1-4	0-0	0-0	3	1	4	1	2	0	0	1	0	0	10
21	Rowe, Chrisae		1-10	0-3	0-0	3	3	6	2	3	2	1	3	1	3	19
24	Hart, Bretta		2-3	0-0	3-4	0	2	2	0	7	1	0	0	0	0	12
25	Alston, Alissa		3-5	0-0	2-2	1	0	1	1	8	1	2	0	5	0	18
32	Rodgers, Kate		0-0	0-0	0-0	0	0	0	0	0	0	0	0	1	0	6
42	Gibson, Shelby		6-8	0-0	4-9	5	2	7	4	16	0	0	0	0	3	19
44	Lewis, Torri		0-4	0-4	0-0	0	0	0	1	0	1	1	0	0	0	15
	Team					3	0	3								
Totals			27-74	4-22	9-17	21	26	47	19	67	16	17	9	24	20	200

1st FG %:	6-15	40.0%	2nd:	8-19	42.1%	3rd:	8-17	47.1%	4th:	5-23	21.7%	Game:	27-74	36.5%	Deadball	Rebounds
3FG %:	2-5	40.0%		1-5	20.0%		1-5	20.0%		1-5	20.0%		7-21	33.3%		5
FT %:	8-10	80.0%		0-2	0.0%		0-2	0.0%		1-3	33.3%		9-17	52.9%		

Officials: Michael Price, Pualani Spurlock, Jules Gallien

Technical fouls: Mississippi Valley-None, Ole Miss-None.

Attendance: 1151

Score by periods	1st	2nd	3rd	4th	Total
Mississippi Valley	10	12	4	4	30
Ole Miss	22	17	16	12	67

Last FG - MVSU 2nd-01:14, OM 4th-01:52.

Largest lead - MVSU None, OM by 37 4th-01:52.

MVSU led for 00:00, OM led for 39:42. Game was tied for 00:17.

Points	In	Off	2nd	Fast	Bench
MVSU	10	T/O	Chance	Break	8
OM	40	31	19	10	10

Score tied - 0 times.

Lead changed - 0 times.

### Alabama 90, Ole Miss 80 Jan. 5, 2017 (Tuscaloosa, Ala./Coleman Coliseum)

The Ole Miss women's basketball team (12-3, 1-1 SEC) cut Alabama's once 18-point fourth quarter lead all the way to five points with less than a minute remaining behind a whopping 16 fourth-quarter points from Chrishae Rowe, but came up short in a 90-80 road loss to the Crimson Tide. Ole Miss got the Alabama lead to five points twice in the final 1:30 of the game, but the home team closed the game with five unanswered to earn the win.

#### Ole Miss 80 • 12-3, 1-1 SEC

#	Player	Total		3-Ptr		Rebounds			PF	TP	A	TO	Blk	Stl	Min
		FG-FGA	FG-FGA	FT-FTA	Off	Def	Tot								
11	Joseph, Shequilia	f	2-6	0-2	0-0	0	6	6	4	4	1	1	1	0	23
50	Manuel, Taylor	f	1-5	0-0	2-2	1	1	2	5	4	0	4	0	2	18
05	Sisk, Erika	g	2-4	0-1	2-3	1	0	1	5	6	5	3	0	4	18
20	Muhammad, Madinah	g	6-12	1-3	7-9	0	1	1	4	20	3	2	0	2	28
23	Sessom, Shandricka	g	6-10	2-5	0-0	0	4	4	5	14	2	1	2	0	33
10	Muhate, Cecilia		0-0	0-0	0-0	2	0	2	0	0	0	0	0	0	6
21	Rowe, Chrisae		7-17	3-7	1-2	1	1	2	3	18	2	2	0	3	21
24	Hart, Bretta		0-0	0-0	0-0	0	1	1	0	0	0	1	0	0	3
25	Alston, Alissa		0-4	0-1	5-8	0	0	0	5	5	1	1	0	0	15
32	Rodgers, Kate		0-0	0-0	0-0	0	0	0	3	0	0	0	0	0	7
42	Gibson, Shelby		2-4	0-0	0-0	0	2	2	5	4	0	2	0	1	15
44	Lewis, Torri		2-3	1-2	0-0	0	1	1	2	5	0	0	0	0	13
Team						4	3	7							
Totals			28-65	7-21	17-24	9	20	29	41	80	14	17	3	12	200

1st FG %:	5-17	29.4%	2nd:	8-17	47.1%	3rd:	4-10	40.0%	4th:	11-21	52.4%	Game:	28-65	43.1%	Deadball	Rebounds
3FG %:	1-3	33.3%		1-5	20.0%		1-3	33.3%		4-10	40.0%		7-21	33.3%		2
FT %:	2-3	66.7%		3-4	75.0%		4-4	100.0%		8-14	57.1%		17-24	70.8%		

#### Alabama 90 • 13-2, 1-1 SEC

#	Player		Total	3-Ptr	Rebounds					PF	TP	A	TO	Blk	Stl	Min
			FG-FGA	FG-FGA	FT-FTA	Off	Def	Tot								
20	Williams, Ashley	f	2-4	0-0	3-5	1	5	6	3	7	1	4	0	1	26	
23	Wade, Shaquera	f	2-10	0-1	8-9	1	6	7	2	12	1	2	0	0	33	
03	Lewis, Jordan	g	2-5	1-4	6-10	0	2	2	5	11	7	5	0	2	36	
11	Cook, Hannah	g	5-9	3-6	5-6	0	4	4	2	18	2	2	0	1	36	
15	Knight, Meeshonti	g	8-11	2-3	11-14	0	3	3	0	29	2	4	0	3	38	
01	Bolton, Quanetria		2-4	0-0	3-6	2	4	6	5	7	0	2	0	0	10	
05	da Silva, Alana		0-1	0-1	0-0	0	2	2	0	0	1	1	0	0	4	
21	Knight, Coco		0-1	0-0	0-0	0	1	1	2	0	1	0	0	0	3	
25	Knight, Ashley		3-4	0-0	0-0	1	4	5	0	6	1	0	5	0	14	
	Team					4	2	6								
Totals			24-49	6-15	36-50	9	33	42	19	90	16	20	5	7	200	

1st FG %:	10-19	52.6%	2nd:	3-12	25.0%	3rd:	9-14	64.3%	4th:	2-4	50.0%	Game:	24-49	49.0%	Deadball	Rebounds
3FG %:	5-5	100.0%		0-4	0.0%		1-5	20.0%		0-1	0.0%		6-15	40.0%		10
FT %:	1-2	50.0%		7-8	87.5%		5-8	62.5%		23-32	71.9%		36-50	72.0%		

Officials: Mark Zentz, Metta Roberts, Kelly Johnson

Technical fouls: Ole Miss-None, Alabama-Botton, Quanetria.

Attendance: 2588

Score by periods	1st	2nd	3rd	4th	Total
Ole Miss	13	20	13	34	80
Alabama	26	13	24	27	90

Last FG - OM 4th-00:43, UA 4th-01:18.

Largest lead - OM by 2 1st-09:49, UA by 18 4th-09:53.

OM led for 01:53, UA led for 37:56. Game was tied for 00:11.

Points	In	Off	2nd	Fast	Bench
OM	26	T/O	Chance	Break	0
UA	28	16	6	4	13

Score tied - 0 times.

Lead changed - 5 times.

### Ole Miss 73, Arkansas 64 Jan. 1, 2017 (Oxford, Miss./The Pavilion at Ole Miss)

Behind a double-double from senior Shequilia Joseph with 15 points and a career-best 13 rebounds the Ole Miss women's basketball team (12-2, 1-0 SEC) picked up its third consecutive win in its SEC opener with a 73-64 win over Arkansas on New Year's Day. The win was the 11th straight home win for the Rebels and the sixth straight overall win.

#### Arkansas 64 • 11-3, 0-1 SEC

#	Player		Total		3-Ptr		Rebounds			PF		TP		A		Blk	Stl	Min
			FG-FGA	FG-FGA	FT-FTA	Off	Def	Tot	PF	TP	A	TO	Blk	Stl				
00	JACKSON, Jessica	f	3-15	2-8	3-4	2	8	10	1	11	4	2	0	1	1	38		
04	SWENSON, Keiryn	f	6-13	4-9	3-3	1	3	4	1	19	0	1	1	1	37			
22	ZIMMERMAN, Bailey	f	0-1	0-1	0-0	0	2	2	1	0	1	4	0	1	22			
14	MASON, Jaily	g	5-11	0-0	0-0	0	5	5	4	10	10	1	1	0	36			
21	COSPER, Devin	g	4-9	0-2	1-1	0	2	3	3	9	2	1	0	2	33			
02	WILSON, Aaliyah	g	1-6	1-3	0-0	0	3	2	3	3	2	3	0	0	19			
35	COOLEY, Alecia		4-6	0-0	4-6	0	1	1	2	12	0	1	1	1	15			
Team						3	3	6										
Totals			23-61	7-23	11-16	6	27	33	15	64	19	30	3	6	200			
1st - 3FG %: 3-15			20.0%	2nd: 6-11	54.5%	3rd: 6-18	33.3%	4th: 8-17	47.1%	Game: 23-61			33.3%	Deadball Rebounds				
2FG %: 1-7			14.3%	1-2	50.0%	2-7	28.6%	4-7	57.1%	7-22			30.4%					
FT %: 3-12			25.0%	5-5	100.0%	3-7	42.9%	4-4	100.0%	11-19			57.9%					

## 2016-17 OLE MISS WBB GAME NOTES

## VS. AUBURN (GAME 26)

## 2016-17 BOXSCORES

### Ole Miss 67, Tennessee 62

Jan. 12, 2017 (Oxford, Miss./The Pavilion at Ole Miss)

The Ole Miss women's basketball team (13-4, 2-2 SEC) was on the right side of history in a 67-62 win over Tennessee on Thursday night at The Pavilion at Ole Miss. The win snapped a 28-game losing streak to the women's basketball powerhouse and gave Ole Miss its 12th consecutive win on its home floor this season – the longest home winning streak in the last decade.

#### Tennessee 62 • 10-6, 2-2 SEC

#	Player	Total		3-Ptr		Rebounds		PF	TP	A	TO	Blk	Stl	Min
		FG-FGA	FT-FTA	FG-FGA	FT-FTA	Off	Def							
10	Jackson, Meme	f	1-5	0-1	0-0	0	1	1	1	2	0	1	0	22
31	Nared, Jaime	f	9-18	1-4	4-4	2	5	7	2	23	2	4	0	40
21	Nared, Mercedes	c	4-14	0-0	4-5	2	4	6	4	12	1	2	0	34
00	Reynolds, Jordan	g	4-7	0-0	2-2	1	3	4	4	10	3	1	0	35
11	DeShields, Diamond	g	4-15	0-2	5-7	4	8	12	3	13	3	3	0	40
04	Nunn, Schaquilla		0-0	0-0	0-0	1	1	2	0	0	0	0	0	6
33	Middleton, Alexa		1-7	0-2	0-0	0	3	3	1	2	2	2	0	23
Team						5	2	7						
Totals			23-66	1-9	15-18	15	27	42	15	62	11	13	0	200

1st FG %:	4-16	25.0%	2nd:	9-20	45.0%	3rd:	6-14	42.9%	4th:	4-16	25.0%	Game:	23-66	34.8%	Deadball
3FG %:	0-2	0.0%	1-2	50.0%	0-2	0.0%	0-5	0.0%	0-1	0.0%	0-1	0.0%	1-9	11.1%	Rebounds
FT %:	3-3	100.0%	2-4	50.0%	5-6	83.3%			5-5	100.0%		15-18	83.3%		0,1

#### Ole Miss 67 • 13-4, 2-2 SEC

#	Player	Total		3-Ptr		Rebounds		PF	TP	A	TO	Blk	Stl	Min
		FG-FGA	FT-FTA	FG-FGA	FT-FTA	Off	Def							
11	Joseph, Shequilia	f	2-5	0-0	3-4	5	2	7	3	7	1	1	0	30
50	Manuel, Taylor	f	4-8	0-0	0-0	1	6	7	3	8	1	3	4	29
05	Sisk, Erika	g	3-8	0-1	3-4	0	3	3	3	9	2	2	0	1
20	Muhammad, Madinah	g	7-17	1-5	6-6	0	1	1	3	21	1	1	0	39
23	Sessom, Shandricka	g	5-13	2-6	2-2	0	11	11	1	14	4	1	1	37
10	Muhate, Cecilia		0-1	0-0	0-0	0	1	1	0	0	0	0	0	4
24	Hart, Bretta		1-3	0-0	0-0	1	2	3	5	2	0	0	1	10
25	Alston, Alissa		2-5	1-1	0-0	1	0	1	1	5	3	3	0	1
42	Gibson, Shelby		0-0	0-0	1-2	0	4	4	3	1	0	1	0	6
44	Lewis, Torri		0-0	0-0	0-0	0	1	1	0	0	0	0	0	4
Team						1	0	1						
Totals			24-60	4-13	15-18	9	31	40	22	67	12	12	6	200

1st FG %:	9-18	50.0%	2nd:	3-13	23.1%	3rd:	8-18	44.4%	4th:	4-11	36.4%	Game:	24-60	40.0%	Deadball
3FG %:	2-4	50.0%	0-5	0.0%	2-3	66.7%	0-1	0.0%	4-13	30.8%		15-18	83.3%		Rebounds
FT %:	1-2	50.0%	0-0	0.0%	2-2	100.0%			12-14	85.7%					2

Officials: Bob Trammell, Brian Garland, Ed Sidlasky  
Technical fouls: Tennessee-None. Ole Miss-None.  
Attendance: 1503

Score by periods	1st	2nd	3rd	4th	Total
Tennessee	11	21	17	13	62
Ole Miss	21	6	20	20	67

Last FG - UT 4th-00:04, OM 4th-01:39.  
Largest lead - UT by 13 3rd-07:30, OM by 12 2nd-09:41.  
UT led for 18:07. OM led for 19:11. Game was tied for 02:42.

Points In Off 2nd Fast  
UT Paint T/O Chance Break Bench  
OM 34 16 9 8 2  
34 16 6 3 8

Score tied - 7 times.  
Lead changed - 3 times.

### South Carolina 65, Ole Miss 46 Jan. 19, 2017 (Columbia, SC/Colonial Life Arena)

The Ole Miss women's basketball team battled from start to finish with the No. 5 Gamecocks on Thursday night but couldn't score the upset road victory, falling 65-46 at the Colonial Life Arena. Taylor Manuel was a huge spark in the second half for the Rebels. The forward scored 13 points in the second half and was Ole Miss' presence in the paint throughout. Shandricka Sessom added 11 points and seven rebounds.

#### Ole Miss 46 • 13-6 (2-4 SEC)

#	Player	Total		3-Ptr		Rebounds		PF	TP	A	TO	Blk	Stl	Min
		FG-FGA	FT-FTA	FG-FGA	FT-FTA	Off	Def							
11	Joseph, Shequilia	f	2-8	0-2	1-2	1	5	6	4	5	3	3	1	30
50	Manuel, Taylor	f	6-11	0-0	1-4	0	5	5	2	13	3	2	2	33
05	Sisk, Erika	g	2-8	1-3	0-0	0	2	2	0	5	1	3	0	1
23	Sessom, Shandricka	g	4-12	0-2	3-4	2	5	7	4	11	2	1	0	29
44	Lewis, Torri	g	2-2	1-1	0-0	0	0	0	3	5	0	0	0	18
01	Glover, Bree		1-2	0-1	0-2	0	0	0	0	2	0	0	0	6
10	Muhate, Cecilia		0-0	0-0	0-0	0	0	0	0	0	0	0	0	1
20	Muhammad, Madinah		0-1	0-0	0-0	0	2	2	1	0	0	2	0	5
24	Hart, Bretta		0-3	0-0	0-0	1	1	2	1	0	0	2	0	6
25	Alston, Alissa		2-5	0-0	1-2	1	3	4	2	5	3	4	0	1
32	Rodgers, Kate		0-0	0-0	0-0	0	0	0	1	0	0	0	0	1
42	Gibson, Shelby		0-0	0-0	0-0	0	2	2	2	0	0	1	0	7
Team						0	2	1						
Totals			19-52	2-9	6-14	5	26	31	20	46	12	18	3	200

1st FG %:	5-14	35.7%	2nd:	4-12	33.3%	3rd:	5-11	45.5%	4th:	5-15	33.3%	Game:	19-52	36.5%	Deadball
3FG %:	1-1	100.0%	0-2	0.0%	0-4	0.0%	3-8	37.5%		1-2	50.0%	2-9	22.2%		Rebounds
FT %:	0-0	0.0%	3-4	75.0%					0-2	0.0%		6-14	42.9%		6

#### #5/5 South Carolina 65 • 16-1 (6-0 SEC)

#	Player	Total		3-Ptr		Rebounds		PF	TP	A	TO	Blk	Stl	Min
		FG-FGA	FT-FTA	FG-FGA	FT-FTA	Off	Def							
22	WILSON, A'ja	f	3-5	0-0	0-2	2	2	4	1	6	0	2	0	1
41	COATES, Alaina	c	6-10	0-0	3-4	3	12	15	3	15	2	1	1	30
03	DAVIS, Kaela	g	3-11	1-2	7-8	1	0	1	1	14	0	1	0	29
10	GRAY, Alissa	g	4-8	0-1	3-4	2	3	5	1	11	4	3	1	30
52	HARRIS, Tyasha	g	2-3	0-1	0-0	0	4	4	0	4	5	2	1	32
01	PATRICK, Victoria		0-1	0-1	0-0	0	1	1	0	0	0	0	0	2
00	CUEVAS-MOORE, Bianca		2-6	1-2	2-2	1	1	2	1	7	0	3	0	26
04	CLINEY, Doniyah		2-6	0-2	0-2	1	1	2	3	4	1	1	0	20
12	BRADSHAW, Araion		0-0	0-0	2-2	0	0	0	1	2	0	0	0	1
21	HERBERT HARRIGAN, M.		1-7	0-0	0-0	2	1	3	1	2	0	0	2	14
Team						0	4	4						
Totals			23-57	2-9	17-24	12	29	41	12	65	12	14	5	200

1st FG %:	7-19	36.8%	2nd:	6-14	42.9%	3rd:	5-10	50.0%	4th:	5-14	35.7%	Game:	23-57	40.4%	Deadball
3FG %:	0-0	0.0%	1-4	25.0%	0-1	0.0%	4-6	66.7%		1-4	25.0%	17-24	70.8%		Rebounds
FT %:	6-6	100.0%			4-6	66.7%									3,1

Officials: Lisa Mattingly, Douglas Knight, Eric Koch  
Technical fouls: Ole Miss-None. #5/5 South Carolina-None.  
Attendance: 12518

Score by periods	1st	2nd	3rd	4th	Total
Ole Miss	11	11	13	11	46
#5/5 South Carolina	20	17	14	14	65

Last FG - OM 4th-00:14, SC 4th-01:00.  
Largest lead - OM by 2 1st-08:52, SC by 21 4th-00:29.  
OM led for 00:59. SC led for 38:35. Game was tied for 00:16.

Score tied - 2 times.  
Lead changed - 2 times.

### No. 4/4 Mississippi State 73, Ole Miss 62

Jan. 16, 2017 (Starkville, Miss./Humphrey Coliseum)

Ole Miss battled back to make it interesting late in the fourth quarter but couldn't get over the hump as they dropped a 73-62 contest to the No. 4-ranked Mississippi State Bulldogs on Monday night. The Rebels came as close as 10 points with 2:10 remaining but couldn't overcome a cold start to steal the win in Starkville. Sessom led the way with 16 points and nine rebounds while Alissa Alston added 14 points.

#### Ole Miss 62 • 13-5 (2-3 SEC)

#	Player	Total		3-Ptr		Rebounds		PF	TP	A	TO	Blk	Stl	Min
		FG-FGA	FT-FTA	FG-FGA	FT-FTA	Off	Def							
11	Joseph, Shequilia	f	2-5	0-1	0-1	1	2	2	4	0	1	2	2	27
50	Manuel, Taylor	f	1-5	0-0	2-2	0	1	2	5	4	2	4	1	25
05	Sisk, Erika	g	3-7	0-0	2-2	1	6	7	2	8	3	5	0	34
20	Muhammad, Madinah	g	2-7	0-2	0-0	1	1	2	0	4	0	3	0	20
23	Sessom, Shandricka	g	6-10	1-3	3-3	3	6	9	4	16	1	2	0	30
10	Muhate, Cecilia		1-1	0-0	0-0	0	0	0	3	2	0	2	0	5
24	Hart, Bretta		1-3	0-0	0-0	1	4	5	3	2	0	0	0	11
25	Alston, Alissa		5-7	1-1	3-4	0	2	2	2	14	3	3	0	1
42	Gibson, Shelby		0-2	0-0	3-4	1	0	1	2	3	0	1	0	11
44	Lewis, Torri		2-4	1-2	0-0	0	0	0	1	5	0	0	0	9
Team						2	0	2						
Totals			23-51	3-9	13-16	10	22	32	24	62	9	22	3	200

1st FG %:	4-12	33.3%	2nd: 7-16	43.8%	3rd: 2-8	25.0%	4th: 10-15	66.7%	Game: 23-51	45.1%	Deadball
3FG %:	0-2	0.0%	0-2	0.0%	0-1	0.0%	3-4	75.0%	3-9	33.3%	Rebounds
FT %:	0-0	0.0%	3-4	75.0%	7-9	77.8%	3-3	100.0%	13-16	81.3%	11



## 2016-17 OLE MISS WBB GAME NOTES

## VS. AUBURN (GAME 26)

## 2016-17 BOXSCORES

### Kentucky 89 Ole Miss 57 Jan. 26, 2017 (Lexington, Ky./Memorial Coliseum)

Ole Miss (13-8, 2-6 SEC) just couldn't get anything going against Kentucky in an 89-57 road loss on Thursday night. Shelby Gibson lead the way with 15 points – just one point shy of her career best. Madinah Muhammad added 13 points for her second straight game in double figures and her 11th this season, while Alissa Alston added 11 points. Gibson and Eriks Sisk had four rebounds each.

#### Ole Miss 57 • 13-8, 2-6

#	Player		Total		3-Ptr		Rebounds			PF	TP	A	TO	Blk	Stl	Min
			FG-FGA	FG-FGA	FT-FTA	Off	Def	Tot								
10	Muhate, Cecilia	f	1-3	0-0	0-0	0	3	3	4	2	0	1	0	0	22	
50	Manuel, Taylor	f	4-7	0-0	0-1	0	0	1	4	8	1	1	0	1	15	
05	Sisk, Erika	g	0-3	0-1	0-0	1	3	4	1	0	1	3	0	0	24	
20	Muhammad, Madinah	g	5-16	3-10	0-0	0	0	1	4	13	4	2	0	1	35	
23	Sessom, Shandricka	g	1-4	0-0	0-0	0	0	3	3	0	2	1	5	0	19	
01	Glover, Bree		1-4	1-2	2-2	0	0	0	0	5	1	3	0	0	17	
24	Hart, Bretta		0-2	0-0	0-0	1	0	1	1	0	0	0	0	0	7	
25	Alston, Alissa		4-9	0-1	3-3	0	0	0	2	11	6	2	0	1	25	
32	Rodgers, Kate		0-0	0-0	1-2	1	0	1	0	1	0	0	0	0	3	
42	Gibson, Shelby		7-12	1-1	0-1	3	1	4	5	15	1	1	0	0	24	
44	Lewis, Torri		0-1	0-1	0-0	1	0	1	1	0	1	1	0	0	9	
	Team					3	1	4								
	Totals		23-61	5-16	6-9	10	13	23	22	57	16	19	0	3	200	

1st - FG %: 5-15 33.3% 2nd: 2-11 18.2% 3rd: 9-19 47.1% 4th: 8-16 50.0% Game: 23-61 37.7% Deadball  
3FG %: 2-5 40.0% 0-0 0.0% 2-7 28.6% 1-4 25.0% 5-16 31.3% Rebounds  
FT %: 0-0 0.0% 0-2 0.0% 0-0 0.0% 4-5 80.0% 6-9 66.7% 8-16 50.0%

#### KENTUCKY 89 • 15-6, 6-2

#	Player		Total		3-Ptr		Rebounds		PF	TP	A	TO	Blk	Stl	Min
			FG-FGA	FG-FGA	FT-FTA	Off	Def	Tot							
13	Akhatov, Evelyn	f	11-15	0-0	6-9	3	10	13	1	28	0	3	0	3	35
05	Rice, Alyssa	c	2-3	0-0	3-6	3	5	8	4	7	1	2	3	0	23
04	Morris, Maci	g	6-13	5-9	0-0	1	4	5	3	17	3	2	1	0	35
24	Murray, Taylor	g	4-9	0-1	0-0	1	4	5	1	8	3	3	0	4	32
05	Epps, Makayla	g	8-12	2-3	2-4	1	3	4	1	20	6	2	0	1	36
00	Halsei, LaShae		0-1	0-0	0-0	0	0	0	1	0	0	0	0	3	
20	Poffenberger, Paige		1-1	0-0	0-0	0	2	2	1	2	0	0	0	1	18
32	Roper, Jaida		2-4	1-1	2-2	1	0	1	4	7	5	1	0	0	18
	Team					0	0	0			2				
Totals			34-58	8-14	13-21	10	28	38	16	89	23	15	4	9	200

1st - FG %: 11-18 61.1% 2nd: 9-17 52.9% 3rd: 8-13 61.5% 4th: 6-10 60.0% Game: 34-58 58.6% Deadball  
3FG %: 0-1 0.0% 3-5 60.0% 4-8 50.0% 1-2 50.0% 8-14 57.1% 10-14 71.4% Rebounds  
FT %: 2-5 40.0% 1-1 100.0% 5-6 83.3% 5-9 55.6% 13-21 61.9%

Officials: Brian Hall, Scott Yarbrough, Frank Steratore  
Technical fouls: Ole Miss-None. KENTUCKY-None.  
Attendance: 4272

Score by periods	1st	2nd	3rd	4th	Total
Ole Miss	12	6	18	21	57
KENTUCKY	24	22	25	18	89

Points	In	Off	2nd	Fast	Bench
OM	36	10	3	0	32
UK	44	25	14	12	9

Last FG - OM 4th-00:08, UK 4th-01:37.  
Largest lead - OM by 2 1st-09:22, UK by 38 4th-09:38.  
OM led for 00:31. UK led for 37:46. Game was tied for 01:39.

Score tied - 1 time.  
Lead changed - 1 time.

### Ole Miss 84, Florida 75

#### Feb. 6, 2017 (Gainesville, Fla./Exactech Arena at the O'Connell Center)

GAINESVILLE, FLA- It took until February but the wait was worth it, as the Ole Miss women's basketball team (15-8, 4-6 SEC) ended its road woes with an 84-75 win over Florida in primetime on Monday night. Madinah Muhammad led the way with 21 points and was joined in double figures by two of teammates including freshman Shelby Gibson, who tied her career high with 16 points.

#### Ole Miss 84 • 15-8, 4-6 SEC

#	Player		Total			3-Ptr		Rebounds			PF	TP	A	TO	Blk	Stl	Min
			FG-FGA	FG-FGA	FT-FTA	Off	Def	Tot									
10	Muhate, Cecilia	f	2-4	0-0	2-2	2	4	6	5	6	0	0	1	0	24		
42	Gibson, Shelby	f	4-7	1-1	7-8	4	2	6	3	16	0	0	2	0	36		
05	Sisk, Erika	g	4-6	1-2	0-0	1	1	2	2	9	1	2	0	2	16		
20	Muhammad, Madinah	g	7-16	4-7	4-5	1	4	5	2	22	1	6	0	2	39		
23	Sessom, Shandricka	g	6-17	4-8	2-2	2	5	7	3	18	5	3	0	0	35		
11	Joseph, Shequilia		0-3	0-2	0-0	0	5	5	2	0	1	0	0	0	19		
24	Hart, Bretta		0-1	0-0	0-0	0	0	0	1	0	0	0	0	0	1		
25	Alston, Alissa		3-3	0-0	7-8	2	1	3	3	13	6	0	0	2	30		
Team						1	0	1									
Totals				26-57	10-20	22-25	13	22	35	21	84	14	11	3	5	200	
1st-FG %:			7-17	41.2%	2nd-FG %:	6-17	35.3%	3rd-FG %:	5-14	35.7%	4th-FG %:	8-9	88.9%	Game: 26-57		45.0%	Deadball
3FG %:			2-5	40.0%	4th-FG %:	4-8	50.0%	5th-FG %:	3-4	75.0%	6th-FG %:	1-1	100.0%	50.0%		50.0%	Rebounds
FT %:			3-4	75.0%	7th-FG %:	7-8	87.5%	8th-FG %:	1-1	100.0%	9th-FG %:	2-2	100.0%	22-25		88.0%	

1st - FG %: 7-17 41.2% 2nd: 6-17 35.3% 3rd: 5-14 35.7% 4th: 8-9 88.9% Game: 26-57 45.6% Deadball  
3FG %: 2-5 40.0% 4-8 50.0% 3-6 50.0% 1-1 100.0% 10-20 50.0% 22-25 88.0% Rebounds  
FT %: 3-4 75.0% 7-8 87.5% 5-8 62.5% 7-7 100.0%

#### Florida 75 • 11-12, 2-8 SEC

#	Player		Total		3-Ptr		Rebounds		PF	TP	A	TO	Blk	Stl	Min
			FG-FGA	FG-FGA	FT-FTA	Off	Def	Tot							
01	Williams, Ronni	f	8-16	0-0	5-6	2	1	3	3	21	0	2	0	2	33
44	Lorenzen, Haley	f	6-10	0-0	2-3	2	3	5	4	14	2	1	2	0	31
00	Washington, Delicia	g	4-16	0-1	6-6	4	2	6	3	14	4	2	0	2	30
11	Anderson, Dyandria	g	4-10	0-2	5-6	1	4	5	2	13	4	4	0	1	39
22	Morang, Sydney	g	3-7	2-5	0-0	4	0	4	1	8	1	0	1	1	25
05	Porktal, Elif		0-0	0-0	0-0	0	0	0	0	0	0	1	0	0	2
25	Searcy, Sydney		0-0	0-0	0-0	0	1	1	2	0	0	1	0	0	2
23	Copeland, Brooke		1-3	1-3	0-0	0	1	1	3	3	0	1	0	0	14
24	Fleming, Tyshara		1-3	0-0	0-0	2	5	7	3	2	1	0	0	1	24
Team						4	1	5							

1st - FG %: 8-22 36.4% 2nd: 7-15 46.7% 3rd: 6-13 46.2% 4th: 6-15 40.0% Game: 27-65 41.5% Deadball  
3FG %: 2-4 50.0% 1-2 50.0% 0-1 0.0% 5-8 62.5% 13-21 61.9% Rebounds  
FT %: 2-2 100.0% 4-4 100.0% 7-9 77.8% 6-4 83.3%

Officials: Bob Trammell, Felicia Grinter, Bruce Morris  
Technical fouls: Ole Miss-None. Florida-None.  
Attendance: 1219  
UMF10 C: Muhate fouls out at 0:53.8(4)

Score by periods	1st	2nd	3rd	4th	Total
Ole Miss	19	23	18	24	84
Florida	20	19	19	17	75

Points	In	Off	2nd	Fast	Bench
OM	26	8	16	8	13
UF	34	9	12	4	5

Last FG - OM 4th-00:37, UF 4th-00:16.  
Largest lead - OM by 10 2nd-04:30, UF by 3 2nd-09:44.  
OM led for 34:10. UF led for 02:41. Game was tied for 03:09.

Score tied - 7 times.  
Lead changed - 8 times.

### Ole Miss 69, Georgia 62 Jan. 29, 2017 (Oxford, Miss./The Pavilion at Ole Miss)

Trailing by 12 points in the first half, the Ole Miss women's basketball team (14-8, 3-6 SEC) used a 25-point third quarter to snap its four-game losing streak with a 69-62 win over Georgia on Sunday afternoon. Madinah Muhammad led the offense with 19 points and was joined in double figures by three of her teammates Shandricka Sessom had 16 points, while Alissa Alston and Shelby Gibson added 12 points off the bench.

#### Georgia 62 • 10-11, 2-6 SEC

#	Player	Total		3-Ptr		Rebounds		PF	TP	A	TO	Blk	Stl	Min	
		FG-FGA	FG-FGA	FT-FTA	Off	Def	Total								
04	Robinson, Caliya	f	2-5	0-0	1-4	1	2	3	1	5	0	2	0	1	18
33	Engram, Mackenzie	f	7-14	2-7	3-4	2	5	7	1	19	1	3	0	2	34
01	Armbrister, Shanea	g	3-6	1-3	0-0	1	4	5	4	7	2	3	0	2	29
11	Roberts, Pachis	g	7-14	2-8	1-2	1	4	5	4	17	5	4	0	1	37
12	Clark, Haley	g	0-2	0-0	2-4	0	5	5	4	2	5	6	0	1	37
03	Paul, Stephanie		4-7	1-2	0-0	2	1	3	1	9	0	2	0	0	17
23	Washington, Halle		1-5	0-0	1-2	1	2	3	3	3	1	2	1	2	20
24	Costa, Simone		0-2	0-1	0-0	1	0	1	0	1	0	0	0	0	8
Team						4	2	6							
Totals			24-55	6-21	8-16	13	25	38	19	62	14	22	1	9	200
1st FG: 7-15 46.7% 2nd: 7-12 58.3% 3rd: 3-9 33.3% 4th: 7-19 36.8% Game: 24-55 43.6% Deadball															
3FG FT: 3-8 37.5% 1-2 50.0% 0-2 0.0% 1-9 11.1% 6-16 37.5% 8-16 50.0% Rebounds															
5															

1st - FG %: 7-15 46.7% 2nd: 7-12 58.3% 3rd: 3-9 33.3% 4th: 7-19 36.8% Game: 24-55 43.6% Deadball  
3FG %: 3-8 37.5% 2-2 100.0% 0-2 0.0% 1-9 11.1% 6-21 28.6% Rebounds  
FT %: 0-2 0.0% 1-2 50.0% 1-2 50.0% 6-10 60.0% 8-16 50.0%

#### Ole Miss 69 • 14-8, 3-6 SEC

#	Player		Total		3-Ptr		Rebounds		PF	TP	A	TO	Blk	Stl	Min
			FG-FGA	FG-FGA	FT-FTA	Off	Def	Total							
10	Muhate, Cecilia	f	0-0	0-0	0-0	1	1	2	0	0	1	0	0	1	12
50	Manuel, Taylor	f	3-3	0-0	0-0	0	2	2	4	6	0	2	1	0	16
05	Sisk, Erika	g	1-4	0-2	0-0	0	3	3	0	2	2	1	0	0	15
20	Muhammad, Madinah	g	6-16	4-12	3-4	2	2	4	3	19	3	1	0	3	37
23	Sessom, Shandricka	g	6-17	2-9	2-2	3	5	8	1	16	6	3	1	3	34
01	Glover, Bree		0-1	0-1	0-0	1	2	3	1	0	0	2	0	1	9
11	Joseph, Shequila		0-3	0-3	2-2	0	6	6	1	2	1	2	0	1	30
25	Alston, Alissa		4-8	1-2	3-4	0	0	0	2	12	6	2	0	1	25
42	Gibson, Shelby		4-6	0-1	4-6	2	0	2	2	12	0	1	0	0	22
	Team					1	0	1							

2016-17 BOXSCORES

Mississippi State 66, Ole Miss 44  
Feb. 12, 2017 (Oxford, Miss./The Pavilion at Ole Miss)

The Ole Miss women's basketball team couldn't get anything going on the offensive end and dropped a 66-44 contest to No. 4 Mississippi State on Sunday at The Pavilion at Ole Miss in the annual Tickled Pink at The Pavilion game. Erika Sisk led the offense with 14 points for her first game in double figures in SEC action. The Oxford native was joined in double figures by teammates Madinah Muhammad and Taylor Manuel.

Mississippi State 66 • 25-1, 11-1 SEC														
#	Player	Total	3-Ptr	Rebounds		PF	TP	A	TO	Blk	Stl	Min		
		FG-FGA	FG-FGA	FT-FTA	Off Def Tot									
03	Richardson, Breanna	f 0-1	0-0	1-2	1 4 5	3	1	0	3	0	0	15		
45	Okorie, Chinwe	c 3-3	0-0	0-0	1 3 4	4	6	0	0	0	0	9		
00	Dillingham, Dominique	g 5-13	0-3	2-2	2 1 3	2	12	0	2	0	0	38		
02	William, Morgan	g 1-5	0-1	5-6	2 3 5	1	7	5	4	0	0	27		
35	Vivians, Victoria	g 3-21	1-9	4-6	0 4 4	3	11	5	2	0	2	29		
01	Schaefer, Blair	0-2	0-2	0-0	0 1 1	1	0	0	0	0	0	12		
04	Williams, Ameshya	0-0	0-0	0-0	0 1 1	0	0	0	1	0	0	1		
10	Holmes, Jazzmun	3-6	0-0	0-0	1 1 2	1	6	2	0	0	3	13		
12	Allen, Jacaira	0-0	0-0	0-0	0 0 0	0	0	0	0	0	0	1		
13	Chapel, Ketara	3-6	0-0	0-1	1 2 3	1	6	3	1	0	2	24		
15	McCowan, Teaira	7-11	0-0	3-6	5 13 18	4	17	0	1	3	1	31		
Team					4 2 6									
Totals		25-68	1-15	15-23	17 35 52	20	66	15	15	3	8	200		
1st - FG %: 4-15 26.7% 2nd: 11-26 42.3% 3rd: 5-15 33.3% 4th: 5-12 41.7% Game: 25-68 36.8% Deadball														
3FG %: 0-4 0.0% 1-5 20.0% 0-4 0.0% 0-2 0.0% 1-15 6.7% Rebounds														
FT %: 9-14 64.3% 1-3 33.3% 2-2 100.0% 3-4 75.0% 15-23 65.2% 4														

Ole Miss 44 • 15-10, 4-8 SEC														
#	Player	Total	3-Ptr	Rebounds		PF	TP	A	TO	Blk	Stl	Min		
		FG-FGA	FG-FGA	FT-FTA	Off Def Tot									
10	Muhate, Cecilia	f 1-1	0-0	0-0	0 1 1	1	2	0	0	0	0	9		
50	Manuel, Taylor	f 3-11	0-0	4-4	1 6 7	4	10	1	3	1	0	32		
05	Sisk, Erika	g 6-12	0-0	2-4	3 3 6	2	14	2	4	0	1	24		
20	Muhammad, Madinah	g 4-12	0-3	2-2	0 3 3	4	10	0	5	1	2	31		
23	Sessom, Shandricka	g 0-8	0-4	3-6	0 9 9	3	3	0	3	0	0	37		
01	Glover, Bree	0-1	0-1	0-0	0 1 1	0	0	1	0	0	0	11		
11	Joseph, Shequila	1-2	1-2	0-0	0 2 2	1	3	0	0	0	0	10		
24	Hart, Bretta	1-2	0-0	0-0	0 0 0	1	2	0	0	1	0	11		
25	Alston, Alissa	0-2	0-0	0-4	0 1 1	4	0	0	5	0	0	17		
32	Rodgers, Kate	0-0	0-0	0-0	0 1 1	1	0	1	1	0	0	10		
42	Gibson, Shelby	0-3	0-0	0-0	1 1 2	4	0	0	0	1	0	8		
Team					2 2 4	1								
Totals		16-54	1-10	11-20	7 30 37	26	44	5	21	4	3	200		
1st - FG %: 5-17 29.4% 2nd: 1-10 10.0% 3rd: 6-15 40.0% 4th: 4-12 33.3% Game: 16-54 29.6% Deadball														
3FG %: 0-3 0.0% 1-2 50.0% 0-2 0.0% 0-3 0.0% 1-10 10.0% Rebounds														
FT %: 4-6 66.7% 1-4 25.0% 4-4 100.0% 2-6 33.3% 11-20 55.0% 5														

Officials: Dee Kantner, Carla Fountain, Bill McConnell  
Technical fouls: Mississippi State-None. Ole Miss-TEAM.  
Attendance: 4634

Score by periods	1st	2nd	3rd	4th	Total						
Mississippi State	17	24	12	13	66	Points	In	Off	2nd	Fast	Bench
Ole Miss	14	4	16	10	44	MS	Paint	T/O	Chance	Break	
						OM	28	8	4	4	29

Last FG - MS 4th-01:12, OM 4th-00:48.  
Largest lead - MS by 24 4th-07:21, OM by 2 1st-08:47.  
MS led for 36:13. OM led for 01:52. Game was tied for 01:55.  
Score tied - 3 times.  
Lead changed - 2 times.

Ole Miss at Vanderbilt  
Feb. 19, 2017 (Nashville, Tenn./Memorial Coliseum)

Ole Miss at Missouri  
Feb. 23, 2017 (Columbia, Mo./Mizzou Arena)



## THE PAVILION AT OLE MISS



The centerpiece of the Forward Together campaign is the brand new, state-of-the-art \$96.5-million Pavilion at Ole Miss. On July 31, 2014, ground was broken on the 225,000-square foot arena that officially opened its doors on January 7, 2016 with the Rebel men's basketball team's victory over Alabama.

Designed by AECOM and built by BL Harbert, The Pavilion boasts a capacity of 9,500 fans and includes a number of first-class amenities, including courtside and baseline seating for students, three premium club areas for fans and more than 1,700 premium seats all within an intimate seating bowl. The men's and women's locker rooms measure almost 1,500 square feet, while the facility also houses two visiting team locker rooms, officials' locker rooms, a volleyball locker room and green room space.

Ole Miss worked with Daktronics to design, manufacture and install the largest center-hung video display board in college sports with nearly 2,400 square feet of LED. The center-hung configuration consists of 13 video displays for a total of more than 3.6 million LEDs. It includes four main video displays, two undermount video displays, four corner displays and three 360-degree rings.

The main entrance and north lobby of The Pavilion features the C Spire Speedzone, an interactive lounge through partnership with C Spire that also includes Steak 'n Shake, Raising Cane's, Rebel Locker Room by Lids and a ticket office. The C Spire Speedzone offers a lightning fast, 1 gigabit-per-second, fiber optic-enabled Wi-Fi network as well as social media digital displays, power port enabled charging stations and a kiosk to purchase mobile devices and accessories.


The Pavilion also includes a five-story parking garage with 800 spaces that services the entire campus community.

The placement of The Pavilion allows Ole Miss to further enhance its athletics complex — better connecting athletics to the heart of the best campus in higher education. This centralized location creates an impressive “front door” for Rebel Athletics and a destination point not only on a gameday but every day of the week.

The Pavilion at Ole Miss is the crown jewel of the Forward Together Campaign, which surpassed its original goal of \$150 million in just more than four years and continues toward its new goal of \$200 million. Other components of the campaign include a north end zone expansion and suite renovations at Vaught-Hemingway Stadium, renovation of the Gillom Center, FedEx Academic Support Center and Starnes Athletic Training Center, as well as other future projects.

## FACILITY HIGHLIGHTS

- Opened January 7, 2016
- More than 225,000 total square feet
- Seats approximately 9,500 fans and includes 1,700 premium seats
- Houses men's and women's locker rooms measuring almost 1,500 square feet
- Features largest center-hung video display board in college sports with nearly 2,400 square feet of LED
- Concourse highlighted by the C Spire Speedzone, which includes Steak 'n Shake, Raising Cane's, Rebel Locker Room by Lids and a ticket office
- Includes five-story parking garage with more than 800 spaces





## RADIO/TELEVISION ROSTER

