

Ole Miss

2019-20 WOMEN'S BASKETBALL GAME NOTES



Ole Miss at Auburn | Thurs., Jan. 23 | 6 PM CT | SEC Network + | Auburn Arena (9,121)

OleMissSports.com | OleMissGameday.com | [@OleMissWBB](https://twitter.com/OleMissWBB) | [OleMissWBB](https://www.instagram.com/OleMissWBB) | [OleMissWBB](https://www.facebook.com/OleMissWBB)

2019-20 SCHEDULE

DATE	OPPONENT	TV	TIME/RESULT
Nov. 1	CLARK ATLANTA ^		W, 79-52
Nov. 5	MISSISSIPPI VALLEY ST.	SECN+	W, 72-53
Nov. 10	ULM	SECN+	W, 66-42
Nov. 15	NEW ORLEANS	SECN+	L, 64-69
Nov. 19	at Southern Miss	C-USA TV	L, 53-59
Nov. 23	LOUISIANA TECH	SECN+	W, 76-53
Nov. 26	SAM HOUSTON STATE	SECN+	W, 75-69
Nov. 29	vs. Alcorn State !		W, 73-55
Nov. 30	vs. Pitt !		L, 50-58
Dec. 4	at Texas Tech @	Fox Sports SW	L, 48-84
Dec. 14	SOUTHEAST MISSOURI	SECN+	L, 53-70
Dec. 16	GEORGIA SOUTHERN	SECN+	W, 69-66 (OT)
Dec. 20	LOUISIANA	SECN+	L, 42-53
Dec. 28	ALABAMA STATE	SECN+	W, 93-66
Jan. 2	GEORGIA *	SECN+	L, 51-58
Jan. 6	at #10 Texas A&M *	SEC Network	L, 35-79
Jan. 9	#23 TENNESSEE *	SECN+	L, 28-84
Jan. 12	at LSU *	SECN+	L, 44-52
Jan. 19	MISSOURI *	SECN+	L, 57-71
Jan. 23	at Auburn *	SECN+	6 PM
Jan. 26	at Mississippi State *	SEC Network	4 PM
Jan. 30	SOUTH CAROLINA *	SECN+	7 PM
Feb. 2	ALABAMA *	SECN+	2 PM
Feb. 9	at Vanderbilt *	SEC Network	4 PM
Feb. 13	at Florida *	SECN+	5 PM
Feb. 16	ARKANSAS *	SEC Network	2 PM
Feb. 20	KENTUCKY *	SECN+	7 PM
Feb. 23	at Missouri *	SEC Network	5 PM
Feb. 27	at Tennessee *	SECN+	6 PM
March 1	MISSISSIPPI STATE *	SECN+	1:40 PM

March 6-10 SEC Tournament (Greenville, S.C.)

March 22 April 7 - NCAA Tournament

ALL TIMES CENTRAL

- * SEC contest
- ^ Exhibition
- ! Daytona Beach Invitational (Daytona Beach, Fla.)
- @ Big 12 / SEC Challenge
- \$ SEC Tournament (Greenville, S.C.)

OLE MISS ON SOCIAL

Twitter: @OleMissWBB

Facebook: /OleMissWBB

Instagram: @OleMissWBB

#HottyToddy
#NoCeilings



Ole Miss

OLE MISS REBELS

7-11, 0-5 SEC

Head Coach: Yolett McPhee-McCuin

Career: 110-96 (7th Year)

at Ole Miss: 16-33 (2nd Year)

AT

AUBURN TIGERS

6-10, 0-5 SEC

Head Coach: Terri Williams-Flournoy

Career: 267-205 (17th Year)

at Auburn: 124-101 (8th Year)



ON THE AIR



SEC NETWORK +

Play-by-Play: Brad Law

Analyst: Joe Ciampi



OLE MISS IMG NETWORK

Radio: 105.1 FM

Online: OleMissSports.com

Mobile: Tuneln

Play-by-Play: Graham Doty



LIVE STATS

StatBroadcast

STARTING FIVE

- 1 Freshman **Jayla Alexander** has made all seven of her career starts in the last seven games, and she currently leads the SEC in minutes played during conference play (36.6/game).
- 2 The Rebels hold the NCAA's No. 29 toughest future strength of schedule. Ole Miss will play a total of 10 teams currently ranked in the NCAA RPI top-100, all of them within the SEC.
- 3 In her career, senior **Torri Lewis** has converted 124 of her 144 career field goals as three-pointers, giving her a total percentage of 86.1 percent of her career field goals coming beyond the arc.
- 4 Freshman **Bryn Parker** has recorded 17 rebounds in 80 minutes played in the last three games after having played just 15 minutes all year prior. She earned her first career start vs. Missouri on Jan. 19.
- 5 Ole Miss recently signed the No. 9 class in the nation and the top class in the SEC for the 2020-21 season, according to ESPN (see page 7 for more info).

PROJECTED STARTERS



2 MIMI REID

Guard • 5-8 • Redshirt Sophomore
Bronx, N.Y. • The Patrick School

PTS	REB	AST	S	FG%	FT%
4.4	2.6	3.5	1.1	.342	.625



20 JAYLA ALEXANDER

Guard • 5-9 • Freshman
Pearl, Miss. • Pearl

PTS	REB	AST	S	FG%	FT%
9.2	3.2	2.4	1.2	.329	.850



31 DEJA CAGE

Guard • 5-8 • Redshirt Junior
Chicago, Ill. • Morgan Park • DePaul

PTS	REB	AST	S	FG%	FT%
13.3	3.7	2.1	0.8	.380	.727



25 BRYN PARKER

Guard • 6-0 • Freshman
Scottsdale, Ariz. • Pinnacle

PTS	REB	AST	S	FG%	FT%
0.9	2.4	0.3	0.3	.300	.000



13 DOMINIQUE BANKS

Forward • 6-5 • Junior
Atlanta, Ga. • Maynard Jackson • Gulf Coast State CC

PTS	REB	AST	S	FG%	FT%
6.7	6.8	0.3	0.7	.436	.545

QUICK FACTS

Name Ole Miss (The University of Mississippi)
 Nickname Rebels
 Location Oxford, Mississippi
 Founded November 6, 1848
 Enrollment 23,090
 School Colors Cardinal Red and Navy Blue
 Chancellor Dr. Glenn Boyce
 Faculty Representative Dr. Ron Rychlak
 Athletics Director Keith Carter
 Conference Southeastern (SEC)
 Stadium The Pavilion at Ole Miss
 Capacity 9,500
 Head Coach Yolett McPhee-McCuin
 Record at Ole Miss 16-33 (2nd season)
 Career Record 110-96 (7th season)
 2018-19 Record 9-22
 SEC Record/Finish 3-13/12th
 Postseason N/A
 Letterwinners Returning/Lost 4/7
 Starters Returning/Lost 1/4
 All-Time Record 838-560 (.599)

MEDIA SERVICES

CREDENTIALS

Please contact the Athletics Communications office for game credentials. Requests for credentials should be emailed to tjwooten@olemiss.edu, and will be limited to working members of the media. Credentials will be held at Will Call located at the media entrance on the Hill Drive side of The Pavilion at Ole Miss. Seating priority will be given to the media that cover Ole Miss basketball on a regular basis. Credentials are non-transferable and unauthorized use is strictly prohibited.

INTERVIEW POLICY

All interview requests - coaches and players - MUST be coordinated through Tyler Wooten in the Athletics Communications office. During the week, head coach Yolett McPhee-McCuin and Rebel players will be available for interview before or after practice unless arranged otherwise. There will be no gameday player interviews until after the game. Coach McPhee-McCuin will be available for pregame interviews (if requested) following the team's shoot-around the day of the game.

PRACTICE POLICY

Ole Miss basketball practices are open to the media. Please contact Tyler Wooten at least 24 hours in advance if you plan on attending practice. The Ole Miss women's basketball schedule is subject to change, but practice is normally from 1:30-4:30 p.m. at the Tuohy Basketball Practice Facility.

POSTGAME INTERVIEWS

Both team locker rooms are **CLOSED** to the media following the game, by facility policy. Coach McPhee-McCuin will address the media approximately 10 minutes after the game. Selected players will be brought into the interview room with the head coach. Visiting coach and player interviews will be coordinated through the visiting team's media relations contact.

GAMEDAY SERVICES

Complete pregame notes with team and individual statistics will be distributed to the media when entering The Pavilion. Following the game, final and halftime box scores, play-by-play and postgame quotes will be provided. Pregame food service will be available approximately 60 minutes prior to tipoff.

RADIO LINES

The Ole Miss Communications office has phone lines available to visiting radio stations on a first-come, first-serve basis. Priority will be given to commercial radio over student radio.

MEDIA TIMEOUTS

Media timeouts (2:45 in length) will be taken in the following manner:

- One per quarter (First called timeout prior to the 5 min mark or the first deaball at or below the 5 min mark)
- Quarter breaks may be used as media timeout
- First called timeout in the second half becomes a media timeout.
- If it is a free throw situation, the shots will be taken following the timeout per NCAA regulations

NUMERICAL ROSTER

#	NAME	POS.	HT.	YR.-EXP.	HOMETOWN / PREVIOUS SCHOOL
1	Sarah Dumitrescu **	G	6-0	Fr.-HS	Bucharest, Romania / IMG Academy
2	Mimi Reid	G	5-8	R-So.-1L	Bronx, N.Y. / The Patrick School
3	Donnetta Johnson *	G	5-11	So.-TR	Queens, N.Y. / Georgia
11	Tootie Rankin	G	5-7	Jr.-TR	Waynesboro, Miss. / Southwest Mississippi CC
12	Jordan Berry	G	5-7	Fr.-HS	New Orleans, La. / Mount Carmel Academy
13	Dominique Banks	F	6-5	Jr.-TR	Atlanta, Ga. / Gulf Coast State CC
20	Jayla Alexander	G	5-9	Fr.-HS	Pearl, Miss. / Pearl
21	Taylor Smith	G	5-8	So.-1L	Marietta, Ga. / Marietta
25	Bryn Parker	G	6-0	Fr.-HS	Scottsdale, Ariz. / Pinnacle
31	Deja Cage	G	5-8	R-Jr.-TR	Chicago, Ill. / DePaul
32	Iyanla Kitchens	F	6-2	So.-1L	Lithonia, Ga. / Arabia Mountain
40	Andeija Puckett *	C	6-2	Jr.-2L	Griffin, Ga. / Cincinnati
44	Torri Lewis	G	5-11	R-Sr.-3L	Olive Branch, Miss. / Homeschool
	Caitlin McGee ***	F	6-1	Fr.-HS	Jacksonville, Fla. / Sandalwood

ALPHABETICAL ROSTER

#	NAME	POS.	HT.	YR.-EXP.	HOMETOWN / PREVIOUS SCHOOL
20	Jayla Alexander	G	5-9	Fr.-HS	Pearl, Miss. / Pearl
13	Dominique Banks	F	6-5	Jr.-TR	Atlanta, Ga. / Gulf Coast State CC
12	Jordan Berry	G	5-7	Fr.-HS	New Orleans, La. / Mount Carmel Academy
31	Deja Cage	G	5-8	R-Jr.-TR	Chicago, Ill. / DePaul
1	Sarah Dumitrescu **	G	6-0	Fr.-HS	Bucharest, Romania / IMG Academy
3	Donnetta Johnson *	G	5-11	So.-TR	Queens, N.Y. / Georgia
32	Iyanla Kitchens	F	6-2	So.-1L	Lithonia, Ga. / Arabia Mountain
44	Torri Lewis	G	5-11	R-Sr.-3L	Olive Branch, Miss. / Homeschool
	Caitlin McGee ***	F	6-1	Fr.-HS	Jacksonville, Fla. / Sandalwood
11	Tootie Rankin	G	5-7	Jr.-TR	Waynesboro, Miss. / Southwest Mississippi CC
25	Bryn Parker	G	6-0	Fr.-HS	Scottsdale, Ariz. / Pinnacle
40	Andeija Puckett *	C	6-2	Jr.-2L	Griffin, Ga. / Cincinnati
2	Mimi Reid	G	5-8	R-So.-1L	Bronx, N.Y. / The Patrick School
21	Taylor Smith	G	5-8	So.-1L	Marietta, Ga. / Marietta

* *Sitting out 2019-20 season due to NCAA transfer rules*

** *Out for season due to injury*

*** *Redshirting, early enrollee*

HEAD COACH

Yolett McPhee-McCuin - Second Year (Rhode Island, 2004)

Record at Ole Miss: 16-33

Career Record: 110-96

ASSISTANT COACHES

Chris Ayers - Second Year (Florida A&M, 2008)

Tony Greene - Second Year (Langston, 1994)

Armintie Herrington - Sixth Year (Ole Miss, 2007)

GRADUATE ASSISTANT MANAGERS

Sherranda Reddick - Graduate Manager (Jacksonville, 2017)

PRONUNCIATION GUIDE

DEJA Cage DAY-zhuh
 Sarah DUMITRESCU do-meh-TRESS-koo
 IYANLA Kitchens ee-ON-luh
 ANDEIJA Puckett ann-DAY-zhuh
 YOULETT MCPHEE-MCCUIN yo-LETT mick-FEE mick-CUE-in
 ARMINTIE Herrington are-MIN-tee

SUPPORT STAFF

Dana Rieger - Dir. of Operations (Albion College, 1994)

Tim Boeni - Strength & Conditioning (Temple, 2010)

Meredith Pendergast - Senior Athletic Trainer (Troy, 2012)

Michonné Gamble-Rivers - Coord. of Player Dev. (Rhode Island, 2008)

Ed Mahan - Coordinator of Video Services (Clemson, 2013)

Keyana Smith - Academic Counselor (Morgan State, 2006)

Chelsea Wolf - Asst. Dir. of On-Campus Recruiting (Ramapo Coll., 2009)

Tyler Wooten - Asst. Dir. of Athletics Comm. (S. Illinois, 2013)

BY LOCATION

Arizona (1) Parker
 Florida (1) McGee
 Georgia (4) Banks, Kitchens, Puckett, Smith
 Illinois (1) Cage
 Louisiana (1) Berry
 Mississippi (3) Alexander, Lewis, Rankin
 New York (2) Johnson, Reid

Romania (1) Dumitrescu

BY CLASS

Seniors (1) Lewis
 Juniors (4) Banks, Cage, Puckett, Rankin
 Sophomores (4) Johnson, Kitchens, Reid, Smith
 Freshmen (5) Alexander, Berry, Dumitrescu, McGee, Parker

BY HEIGHT

6-5 Banks
 6-2 Kitchens, Puckett
 6-1 McGee
 6-0 Dumitrescu, Parker
 5-11 Johnson, Lewis
 5-9 Alexander
 5-8 Cage, Reid, Smith
 5-7 Berry, Rankin

OLE MISS STYLE GUIDE

LOGO

NAME
 Ole Miss (preferred)
 University of Mississippi
 Mississippi



COLORS
 Cardinal Red (PMS 186)
 Navy Blue (PMS 2767)

MASCOT



TONY

NICKNAME

Rebels



BROADCAST NOTES

1
G



SARAH DUMITRESCU Pronunciation: do-meh-TRESS-koo
6-0 | Fr. | Bucharest, Romania | IMG Academy

PTS	REB	AST	S	FB%	FT%
4.5	7.3	1.0	0.3	.344	.556

LAST GAME: --
NOTES: Tore ACL vs. Sam Houston State, will miss remainder of season ... Four starts ... Led team with 7.8 RPG at time of injury ... 7+ rebounds in four games ... Played at IMG Academy in Bradenton, Florida ... Four-star by Prospect Nation (No. 49 overall).

2
G



MIMI REID
5-8 | R-So. | Bronx, N.Y. | The Patrick School

PTS	REB	AST	S	FB%	FT%
4.4	2.6	3.5	1.1	.342	.625

LAST GAME: vs. Mizzou: 8 points, 2 rebounds, 2 assists, 2 steals
NOTES: 16 starts ... 10th SEC in assists (3.5) ... 16th SEC in minutes/game (30.4) ... 5+ assists in 5 games ... 2nd-career double-double vs. ASU (16 pts, 10 ast) ... 10 assists vs. ASU 2nd-most in SEC ... Led SEC freshmen in assists in 2018-19 (4.0).

3
G



DONNETTA JOHNSON
5-11 | So. | Queens, N.Y. | Georgia

PTS	REB	AST	S	FB%	FT%
--	--	--	--	--	--

LAST GAME: --
NOTES: Will sit out 2019-20 due to NCAA transfer rules ... Played in 27 games, started eight at Georgia in 2018-19 ... SEC Freshman of the Week following win vs. No. 13 Tennessee ... Three-star prospect, No. 28 guard out of Baldwin HS.

11
G



TOOTIE RANKIN
5-7 | Jr. | Waynesboro, Miss. | Southwest Mississippi CC

PTS	REB	AST	S	FB%	FT%
2.0	3.0	0.0	0.0	.333	---

LAST GAME: vs. Mizzou: 2 points, 3 rebounds
NOTES: Played 17 minutes in debut vs. Missouri (2 points, 3 rebounds) ... Joined team prior to Missouri game after serving as student manager ... Played in 48 games in two years at Southwest Mississippi CC ... 4.0 GPA in biochemistry at Southwest.

12
G




JORDAN BERRY
5-7 | Fr. | New Orleans, La. | Mount Carmel Academy

PTS	REB	AST	S	FB%	FT%
0.0	1.0	0.0	1.0	.000	.000

LAST GAME: vs. Mizzou: --
NOTES: First career game vs. Tennessee ... Four-year starter at Mount Carmel Academy, winning state title in 2016 and runner-up in 2019 ... Averaged 17.0 PPG, 5.0 RPG, shot .470 her senior year ... Second-Team All-State ... Class Valedictorian.

13
F



DOMINIQUE BANKS
6-5 | Jr. | Atlanta, Ga. | Gulf Coast State CC

PTS	REB	AST	S	FB%	FT%
6.7	6.8	0.3	0.7	.436	.545

LAST GAME: vs. Mizzou: 2 points, 6 rebounds, 1 steal
NOTES: 3rd SEC, 18th NCAA in blocks/game (2.6) ... 8 blocks vs. GA Southern (2nd-most ever at Ole Miss) ... On pace for 2nd-most single-season blocks (74) ... Double-double vs. Alcorn St. (15 points, 14 rebounds; most boards by Rebel since 2015).

20
G




JAYLA ALEXANDER
5-9 | Fr. | Pearl, Miss. | Pearl

PTS	REB	AST	S	FB%	FT%
9.2	3.2	2.4	1.2	.329	.850

LAST GAME: vs. Mizzou: 16 points, 8 assists, 1 rebound, 1 steal
NOTES: Seven starts ... Leads SEC in minutes played in SEC play (36.6) ... 2nd among SEC freshmen in overall minutes (30.6/game) ... Career-high 21 pts. vs. UNO ... Seven double-digit games ... Career-high eight assists vs. Missouri.

21
G




TAYLOR SMITH
5-8 | So. | Marietta, Ga. | Marietta

PTS	REB	AST	S	FB%	FT%
5.1	2.4	0.7	0.2	.418	.462

LAST GAME: vs. Mizzou: 8 points, 3 rebounds, 1 assist
NOTES: Seven starts ... Four double-digit games ... Hit two of three career 3PTs vs. Mizzou ... Doubled career-high with 18 points vs. MVSU ... Started 12 games as a freshman (19.1 minutes/game).

25
G



BRYN PARKER
6-0 | Fr. | Scottsdale, Ariz. | Pinnacle

PTS	REB	AST	S	FB%	FT%
0.9	2.4	0.3	0.3	.300	.000

LAST GAME: vs. Mizzou: 2 points, 5 rebounds, 1 assist, 2 blocks, 1 steal
NOTES: First career start vs. Mizzou ... Career-high 8 rebounds at LSU ... 17 boards in last three games ... Four-year starter at Pinnacle ... Led Pioneers to conference title, semi-state title in 2019 ... 10.5 PPG, 9.2 RPG in 2019.

31
G



DEJA CAGE Pronunciation: DAY-zhuh
5-8 | R-Jr. | Chicago, Ill. | DePaul

PTS	REB	AST	S	FB%	FT%
13.3	3.7	2.1	0.8	.380	.727

LAST GAME: vs. Mizzou: 19 points, 2 rebound, 3 assists, 1 steal
NOTES: 16 starts, 12 double-digit games, five 20+ games, multiple 3PT in 12 games ... Set career-high three times; latest vs. LA Tech (30 points) ... One of four Rebels in last five years to score 30+ ... 4th SEC in threes (2.2).

32
F




IYANLA KITCHENS Pronunciation: ee-ON-luh
6-2 | So. | Lithonia, Ga. | Arabia Mountain

PTS	REB	AST	S	FB%	FT%
3.9	3.4	0.1	0.5	.566	.636

LAST GAME: vs. Mizzou: 17 minutes
NOTES: 12 starts ... First double-double vs. ULM (10 points, 10 rebounds) ... Made three starts as a freshman, all in SEC play ... No. 76 prospect with an ESPN grade of 94 (No. 17 post player).

40
C



ANDEIJIA PUCKETT Pronunciation: ann-DAY-zhuh
6-2 | Jr. | Griffin, Ga. | Cincinnati

PTS	REB	AST	S	FB%	FT%
--	--	--	--	--	--

LAST GAME: --
NOTES: Will sit out 2019-20 due to NCAA transfer rules ... Played in all 35 games for Cincinnati in 2018-19, which made WNIT ... Averaged 4.4 PPG, 2.7 RPG, 1.0 BPG ... Three-star by ESPN; 18.0 PPG, 10.0 RPG senior year of HS.

44
G



TORRI LEWIS
5-11 | R-Sr. | Olive Branch, Miss. | Homeschooled

PTS	REB	AST	S	FB%	FT%
5.1	1.5	0.7	0.3	.324	1.000

LAST GAME: vs. Mizzou: 1 assist, 1 steal
NOTES: 11-of-26 3PT (.423) from Dec. 16-28 ... 14th SEC in threes/game (1.5) ... Has 3+ threes in four games ... 86.1 percent of career field goals are three-pointers (124 of 144) ... Multiple threes in 30 career games.

yolett
MCPHEE-MCCUIN
Head Coach • 2nd Season
@YolettMcCuin yowezy15



Head coach Yolett McPhee-McCuin enters her second season with the Rebels in 2019-20 after a successful first year that saw her bring a rejuvenated spirit and energy to the historic Ole Miss women's basketball program.

McPhee-McCuin, a 15-year veteran of the coaching industry more commonly known as Coach Yo, took over a Rebel program that had just four returners and willed it to outperform all the preseason polls that had picked Ole Miss unanimously to finish last. The Rebels improved their SEC win total by two games from the year before, winning three conference contests – one of which was a thrilling 55-49 win at No. 16 Kentucky on Jan. 13. The win was the first over a ranked team on the road for Ole Miss since 2011 and the first win in general at UK since 2007.

McPhee-McCuin also mentored graduate transfer Crystal Allen, who in her lone season donning a Rebel jersey became one of the most electrifying players in the SEC. Allen finished the season third in the conference at 18.3 PPG and was named second-team All-SEC – the first Rebel to earn All-SEC honors since 2014-15.

Coach Yo was named the Rebels' ninth head coach on April 4, 2018, the first black female head coach in Ole Miss women's basketball history.

"I am extremely humbled and grateful for the opportunity to be the women's basketball coach at the University of Mississippi," McPhee-McCuin said. "Once I stepped on campus, there was no doubt in my mind that Ole Miss had the potential to be a force to reckon with -- not only in the SEC, but nationally as well."

McPhee-McCuin spent the previous five seasons transforming Jacksonville into a perennial power in the Atlantic Sun Conference. During her tenure as head coach, McPhee-McCuin led the Dolphins to a 94-63 record (50-24 in ASUN play) and postseason appearances in each of her last three seasons.

McPhee-McCuin, who has also served as the national team head coach for her native Bahamas, took over a program at Jacksonville that had only won 20 or more games in a season twice in its entire history and proceeded to march the Dolphins to three-straight 20-win campaigns in her final three years.

In 2015-16, McPhee-McCuin and the Dolphins made history, capturing the program's first ASUN Tournament title and NCAA Tournament berth with an upset in the conference championship game over two-time defending champion Florida Gulf Coast. The victory snapped FGCU's seven-year, 71-game home streak against ASUN opponents and boosted Jacksonville to a 22-11 record.

McPhee-McCuin's team followed that up with two more 20-win seasons and the first two WNIT appearances in JU history in 2016-17 (23-9, 11-3 ASUN) and 2017-18 (24-9, 12-2) with the final season seeing the Dolphins break the school record for single-season wins. In 2016-17, Jacksonville was the lone ASUN program to receive votes in the USA Today Coaches Poll and earned the first WNIT at-large ever given

to an ASUN team.

Prior to her time at Jacksonville, McPhee-McCuin was an assistant at Clemson from 2011-13, where she was recognized as one of the top assistants in the nation by National Women's Basketball Insider. While with the Tigers, McPhee-McCuin solidified her reputation as one of the best recruiters in the country, spearheading the No. 16 class in the nation in her final year at Clemson, which included five McDonalds All-America nominees.

Before her stint at Clemson, McPhee-McCuin was on staff at Pittsburgh for two seasons in 2009 and 2010. She was part of a pair of postseason appearances with Panthers, who rose to No. 14 in the national rankings and advanced to a Sweet 16.

Her coaching career also includes stops at Portland, Frank Phillips College and Arkansas-Pine Bluff, where she earned her master's degree in physical education with a perfect 4.0 GPA.

McPhee-McCuin received her bachelor's in business management and administration from Rhode Island in 2004, playing in 56 games over her junior and senior years at URI and helping the Rams advance to the 2003 A-10 title game. She played her first two seasons at Miami-Dade Community College.

In addition to her collegiate coaching duties, McPhee-McCuin has served as the head coach for Bahamian national team since 2013. Her crowning achievement was the first Caribbean Basketball Confederation title for Bahamas in 10 years after a 55-51 win over Jamaica to qualify for the 2016 CentroBasket Championship. The success capped a very successful tournament outing with a perfect 5-0 record, and McPhee-McCuin became the first female coach to win a CBC title.

McPhee-McCuin was the first Bahamian woman to sign a Division I letter of intent to play basketball, becoming a trailblazer in the process for other aspiring athletes from her home country. She is the first Bahamian woman to coach at a Division I program, and was the first black female head coach at Jacksonville.

McPhee-McCuin is also part of two Halls of Fame across both her playing and coaching career. In 2016, she was inducted into the Bahamian Athletic Hall of Fame alongside Buddy Hield (of the NBA's Sacramento Kings) and Jonquel Jones (of the WNBA's Connecticut Sun). In 2013, she was inducted into the New England Basketball Hall of Fame and was one of 10 recipients of the Pathfinder Award for their distinguished achievement outside of New England.

An active member of the coaching community, McPhee-McCuin is a member of the "So You Want to be a Coach" program through the WBCA, and she holds membership in the Women of Color Association. In 2013, McPhee-McCuin joined the Center of Coaching Excellence's yearly class.

THE MCPHEE-MCCUIN FILE	
HOMETOWN	FREEPORT, BAHAMAS
ALMA MATER	RHODE ISLAND (2004)
CAREER RECORD	110-96 (.534)

YEAR-BY-YEAR RECORD				
Year	School	W-L	Conf.	Postseason
2019-20	Ole Miss	7-11	0-5	--
2018-19	Ole Miss	9-22	3-13	--
2017-18	Jacksonville	24-9	12-2	WNIT
2016-17	Jacksonville	23-9	11-3	WNIT
2015-16	Jacksonville	22-11	11-3	NCAA
2014-15	Jacksonville	12-17	6-8	--
2013-14	Jacksonville	13-17	10-8	--
TOTAL	6 Seasons	110-96	53-42	

COACHING CAREER		
Year	School	Position
2019-Pres.	Ole Miss	Head Coach
2014-18	Jacksonville	Head Coach
2011-13	Clemson	Asst. Coach/Recruiting Coord.
2009-10	Pittsburgh	Assistant Coach
2008	Portland	Asst. Coach/Recruiting Coord.
2006-07	Ark.-Pine Bluff	Asst. Coach/Recruiting Coord.
2005	Frank Phillips College (Texas)	Assistant Coach

Throughout her coaching career, McPhee-McCuin has had a large impact in every community in which she has coached. She developed a foundation in the Bahamas called Back2Basics, which helps the development of children through education and athletics. Additionally, she was involved in numerous community service projects at her other coaching stops.

In addition to the growth she has facilitated on the court throughout her career, McPhee-McCuin and her staff have instilled an importance on community engagement both through service and via dialogue with fans and supporters.

Coach Yo also puts an emphasis on teaching, developing and inspiring through character-building and leadership development, as best evidenced by her trademark motto #NoCeilings, which serves as a rallying cry both within the program and to those familiar with her in the basketball community. Her point of emphasis with #NoCeilings is to preach a way of life, especially to young women, about living without limits to what can be achieved both on the court and in life.

Born April 30, 1982, the former Yolett McPhee and her husband, Kelly McCuin, have two daughters: Yasmine and Yuri.





WHAT THEY ARE SAYING ABOUT YOLETT MCPHEE-MCCUIN



“

YOLETT IS A TERRIFIC YOUNG COACH AND AN EXCELLENT CHOICE AT OLE MISS. SHE WILL WORK HARD TO RECRUIT, PREPARE AND PRACTICE-PLAN HER TEAM AND HAS THE EXPERIENCE AND ABILITY TO IN-GAME ADJUST. HER INTERNATIONAL EXPERIENCE AS THE BAHAMIAN NATIONAL TEAM COACH SHOULD HELP HER BE PREPARED TO COMPETE IN THE SEC. I'VE WATCHED YO FOR MANY YEARS AS A DIVISION I ASSISTANT IN THE POWER-5 FOR YEARS, AND AS A HEAD COACH IN JACKSONVILLE, AND SHE IS READY FOR THIS NEXT MOVE.

”

DEBBIE ANTONELLI
ESPN Analyst



“

YOLETT IS A GREAT HIRE. SHE IS FULL OF ENERGY AND IS A DYNAMITE RECRUITER THAT WILL BE ABLE TO HAVE AN IMMEDIATE IMPACT ON THE PROGRAM. SHE IS ONE OF THE TOP UP-AND-COMING COACHES IN THE GAME, AND I EXPECT HER TO DO A FANTASTIC JOB.

”

TERRI WILLIAMS-FLOURNOY
Auburn University Head Coach



“

YOLETT IS A YOUNG ENERGETIC COACH THAT HAS A TRUE PASSION FOR THE SPORT. SHE IS WELL KNOWN THROUGHOUT OUR PROFESSION AS ONE OF THE TOP RECRUITERS IN THE GAME AND HAS BUILT A REPUTATION AS A TIRELESS WORKER WHO WILL NOT STOP UNTIL THE JOB IS DONE. SHE IS THE TYPE OF PERSON THAT MAKES A ROOM LIGHT UP JUST BY WALKING THROUGH THE DOOR AND WILL NO DOUBT HAVE A POSITIVE IMPACT TO THE UNIVERSITY AND THE SURROUNDING COMMUNITY.

”

DAWN STALEY
University of South Carolina Head Coach



“

YO IS ONE OF THE MOST TENACIOUS RECRUITERS IN OUR GAME TODAY. HER ENERGY AND PASSION FOR THE GAME IS UNMATCHED. SHE'S A STAR. OLE MISS JUST HIT A HOME RUN.

”

QUENTIN HILLSMAN
Syracuse University Head Coach



“

YOLETT IS A STRONG HIRE AT OLE MISS. HER COACHING EXPERIENCE, HER MAGNETIC PERSONALITY AND HER DEEP RECRUITING TIES IN THE SOUTHEAST WILL BE A FORCE TO BE RECKONED WITH. CONGRATULATIONS TO COACH YO AND OLE MISS.

”

SUE SEMRAU
Florida State University Head Coach



“

GOING BACK THE 15 YEARS THAT I'VE KNOWN HER, YOLETT MCPHEE-MCCUIN HAS ALWAYS BEEN ONE STEP AHEAD OF HER TIME IN HER DEVELOPMENT AS A COACH. EVERY ONCE IN A WHILE, SOMEONE COMES ALONG THAT IS UNIQUELY TAILORED TO EXPERIENCE A METEORIC RISE IN COACHING, AND THAT IS AT THE ESSENCE OF YOLETT'S JOURNEY. HER ABILITY TO STAY RELEVANT WITH PEOPLE OF ALL AGES, RACES, GENDERS AND BACKGROUNDS HAS BROUGHT A SENSE OF UNITY AND TOGETHERNESS AT EVERY STOP. OLE MISS IS IN FOR A TREAT AS THEY HAVE HIRED A TRUE WINNER ON THE COURT, IN THE CLASSROOM, AS WELL AS IN THE COMMUNITY.

”

LACHINA ROBINSON
ESPN Women's Basketball Analyst

OLE MISS WOMEN'S BASKETBALL BY THE NUMBERS

1,000	30 REBELS HAVE SCORED 1,000 POINTS
838	PROGRAM VICTORIES
.599	PROGRAM WINNING PERCENTAGE
32	WINNING SEASONS
27	FIRST-TEAM ALL-SEC SELECTIONS
17	NCAA TOURNAMENTS
10	SWEET 16'S
5	ELITE EIGHTS
5	ALL-AMERICANS
4	WOMEN'S BASKETBALL HALL OF FAME INDUCTEES
3	U.S. OLYMPIC TEAM PARTICIPANTS
1	NAISMITH BASKETBALL HALL OF FAME INDUCTEE (VAN CHANCELLOR)



NATIONAL SIGNING DAY CLASS

RANKING

#19

Ole Miss
WOMEN'S
BASKETBALL

JACORRIAH BRACEY • GUARD • 5-10 • DREW, MISSISSIPPI • THOMAS E. EDWARDS HS



- ESPN 5-star rated recruit (No. 48, 96 overall grade)
- No. 1 ranked recruit in Mississippi
- ESPN No. 11 ranked guard nationally
- 30.7 PPG, 6.0 APG
- Naismith High School Girls Trophy Watch List
- 2018-19 First-Team All-State
- 2018-19 Mississippi North/South All-Star
- 2x Dandy Dozen
- 2x Bolivar Commercial Player of the Year
- 2x 3-3A Region MVP
- 2017-18 Second-Team All-State
- Region 3-3A District Championship team in 2017-18
- 2019 third place finisher in the 200-meter dash
- 2019-20 Miss Thomas E. Edwards High School
- 2018-19 Thomas E. Edwards Female Athlete of the Year
- Senior Class Treasurer

SNUDDA COLLINS • FORWARD • 6-1 • BROOKHAVEN, MISSISSIPPI • BROOKHAVEN HS



- ESPN three-star rated recruit
- No. 4 ranked recruit in Mississippi
- No. 29 ranked forward nationally by ESPN
- Has averaged 9.8 points, 3.6 rebounds, 2.1 assists, 1.7 steals, 1.1 blocks throughout first three years of high school career
- Averaged 15.4 points, 4.0 rebounds, 3.8 assists, 2.7 steals and 1.1 blocks per game her junior season
- Part of two district champion teams in 2017-18 and 2018-19
- 2019-20 Dandy Dozen
- 2018-19 All-Tournament Team
- 2018-19 Brookhaven Daily Leader All-Area MVP
- 2x All-District team
- 2x team Offensive Player of the Year

CAITLIN MCGEE • FORWARD • 6-1 • JACKSONVILLE, FLORIDA • SANDALWOOD HS



- ESPN three-star rated recruit
- Varsity letterwinner in both basketball and track & field
- Averaged 18.0 points, 12.3 rebounds and 2.7 blocks throughout first three years of high school career
- Times Union All-Decade Team
- 2018-19 First-Team All-State
- 3x First-Team All-Area
- 3x First-Team All-City
- 3x All-Conference in basketball, 2x in track
- 2018-19 Team Captain
- 3x Team MVP
- Related to Norman McGee Jr., an 11th round selection of the San Francisco 49ers in 1989

MADISON SCOTT • FORWARD • 6-1 • INDIAN HEAD, MARYLAND • BISHOP MCNAMARA



- ESPN 5-star rated recruit (No. 13, 98 overall grade)
- ESPN No. 2 rated wing player nationally
- Naismith High School Girls Trophy Watch List
- 2018-19 WCAC All-Second Team
- 2017-18 WCAC Honorable Mention
- Has been on the Dean's List throughout entire high school career
- 2018-19 Cum Laude
- 2019-20 Summa Cum Laude

SERIES NOTES vs. AUBURN

Series History

Auburn leads, 36-25

Current Streak

Auburn, 2

First Meeting

Dec. 8, 1978

- W, 107-62, at Auburn
- Most points scored over an SEC opponent

First SEC Meeting

Feb. 2, 1983

- L, 79-77, at Auburn

Last Meeting

Jan. 31, 2019

- L, 64-51, in Oxford

Last Time at Auburn

Feb. 25, 2018

- L, 60-55

Last Win

Feb. 16, 2017

- W, 63-59, in Oxford

Last Win at Auburn

Feb. 19, 2015

- W, 51-46

SEC STANDINGS (AS OF JAN. 21)

School	SEC	Pct.	All	Pct.
South Carolina	6-0	1.000	18-1	.947
Mississippi State	4-1	.800	16-3	.842
Tennessee	4-1	.800	14-3	.824
LSU	4-2	.667	14-4	.778
Kentucky	4-2	.667	15-3	.833
Texas A&M	3-2	.600	15-3	.833
Arkansas	3-2	.600	15-3	.833
Vanderbilt	2-3	.400	12-6	.667
Georgia	2-3	.400	11-7	.611
Florida	2-4	.333	11-8	.579
Missouri	2-4	.333	5-14	.263
Alabama	1-3	.250	11-6	.647
Auburn	0-5	.000	6-10	.375
Ole Miss	0-5	.000	7-11	.389

SCOUTING AUBURN

Record

6-10, 0-5 SEC

National Rankings

AP Ranking: N/A

Coaches Ranking: N/A

Last Game

L, 61-50, vs. Georgia

- Top scorers: Daisa Alexander (17), Unique Thompson (13), Royn Benton (12)
- Thompson: NCAA-leading 15th double-double in 16 games played (13 points, 11 rebounds)
- Shot 28.3 percent, allowed 43.1
- Both teams shot combined 6-of-35 from three-point distance (.171)
- Out-scored 23-10 in 3rd Quarter

Notes

- RPI: 149
- NCAA No. 22 toughest future strength of schedule, No. 23 past strength
- Shooting .400, allowing .466
- Shooting .284 from three, allowing .363
- Rebounding Margin: +2.2
- Scoring Margin: -6.1
- Leads SEC, 24th NCAA in steals (10.9/game)
- Also leads in SEC-only play (12.8/game)
- 5th SEC in threes made (6.1/game)
- Allowing 73.5 PPG (most in SEC)

AUBURN PLAYERS TO WATCH

#20 Unique Thompson

- 16.7 PPG, 12.0 RPG, 1.8 APG, 1.8 SPG
- .583 FG, .689 FT
- Leads NCAA in double-doubles (15)
- Leads NCAA in offensive rebounds (5.2/game)
- Leads SEC, 4th NCAA in rebounding (12.0/game)
- One of two in SEC averaging a double-double this season (N'Dea Jones, Texas A&M; 12.0 PPG, 10.8 RPG)

SERIES HISTORY VS. AUBURN (AUBURN LEADS, 36-25)

Date	Result	Location
01/31/19	AU, 64-51	at Oxford
02/25/18	AU, 60-55	at Auburn
02/16/17	UM, 63-59	at Oxford
01/08/17	AU, 86-60	at Auburn
02/11/16	AU, 65-60	at Oxford
02/19/15	UM, 51-46	at Auburn
03/06/14	AU, 70-54	at Duluth ^
03/02/14	UM, 73-71 (ot)	at Oxford
01/10/13	AU, 76-52	at Auburn
02/26/12	AU, 46-43	at Auburn
01/29/12	AU, 67-54	at Oxford
01/13/11	AU, 85-73	at Auburn
02/25/10	UM, 65-61	at Oxford
03/06/09	AU, 71-65	at Little Rock ^
02/05/09	AU, 72-65	at Auburn
02/21/08	UM, 76-68	at Oxford
02/25/07	AU, 64-56	at Oxford
01/04/07	UM, 74-66	at Auburn
02/12/06	UM, 64-61	at Oxford
01/15/06	UM, 51-48	at Auburn
02/24/05	AU, 82-68	at Auburn
02/12/04	AU, 82-70	at Oxford
02/02/03	AU, 61-48	at Oxford
01/31/02	UM, 63-53	at Auburn
02/18/01	AU, 59-48	at Oxford
02/20/00	AU, 67-63	at Auburn
02/21/99	UM, 86-77	at Oxford
01/28/99	AU, 71-62	at Auburn
02/21/98	AU, 76-56	at Auburn
01/28/98	AU, 65-44	at Oxford
02/28/97	AU, 72-64	at Chattanooga ^
02/22/97	UM, 67-61	at Oxford
02/24/96	AU, 59-58	at Auburn
01/08/95	UM, 61-58	at Oxford
01/08/94	AU, 65-42	at Auburn
03/06/93	UM, 69-55	at Chattanooga ^
12/16/92	AU, 57-47	at Oxford
03/07/92	UM, 58-52	at Albany ^
12/20/91	UM, 62-51	at Auburn
02/10/91	AU, 79-54	at Oxford
03/02/91	AU, 76-50	at Albany ^
03/04/90	AU, 72-71 (ot)	at Albany ^
02/17/90	AU, 60-54	at Auburn
03/25/89	AU, 77-51	at Auburn*
02/17/89	AU, 71-63	at Oxford
03/06/88	AU, 69-60	at Albany ^
01/30/88	AU, 71-70	at Auburn
01/24/87	AU, 66-62	at Oxford
03/20/86	UM, 56-55 (ot)	at Austin*
02/22/86	AU, 81-56	at Auburn
02/13/85	UM, 66-65	at Auburn
01/19/85	UM, 75-68	at Oxford
01/25/84	UM, 46-45	at Oxford
01/07/84	AU, 58-49	at Auburn
03/05/83	UM, 72-62	at Knoxville ^
02/02/83	AU, 79-77	at Auburn
01/19/83	UM, 63-54	at Oxford
01/30/82	UM, 58-44	at Oxford
01/02/82	UM, 69-68	at Auburn
02/13/80	UM, 71-65 (ot)	at Oxford
12/08/78	UM, 107-62	at Auburn

SERIES NOTES...

- At Oxford: Ole Miss leads 13-12
- At Auburn: Auburn leads 18-8
- At Neutral Sites: Auburn leads 6-4
- Longest UM Streak: 5 (1978-1983)
- Longest AU Streak: 9 (1987-1991)
- Biggest UM Win: 45 (12/8/78 - at Auburn)
- Biggest AU Win: 26 (3/2/91; 3/25/89; 1/8/17)
- Most UM Points: 107 (12/8/78 - at Auburn)
- Most AU Points: 82 (2/24/05; 2/12/04)
- Last 10 Meetings: Auburn leads 7-3

- 3rd SEC, 22nd NCAA in shooting (.583)
- 5th SEC in scoring (16.7 PPG)
- 8th SEC in minutes (31.7/game)
- Career vs. Ole Miss (2 games): 35 points (17.5 PPG), 21 rebounds (10.5/game), 3 assists (1.5/game), 2 steals (1.0/game), 2 blocks (1.0/game), 10-of-22 FG (.455), 15-of-20 FT (.750)
- 2019, in Oxford: 20 points, 12 rebounds, 2 assists, 2 steals, 1 block, 5-8 FG, 10-12 FT
- 2018, in Auburn: 15 points, 9 rebounds, 1 assist, 1 block, 5-14 FG, 5-8 FT

#00 Daisa Alexander

- 14.1 PPG, 3.4 RPG, 2.4 SPG, 2.0 APG
- .432 FG, .308 3PT, .750 FT
- 5th SEC in steals (2.4/game)
- 5th SEC in FT shooting (.750)
- 12th SEC in scoring (14.1 PPG)
- Career vs. Ole Miss (3 games): 33 points (11.0/game), 3 rebounds (1.0/game), 2 assists (0.7/game), 8 steals (2.7/game), 9-of-23 FG (.391), 3-of-8 3PT (.375), 3-of-4 FT (.750)
- 2019, in Oxford: 10 points, 3 rebounds, 1 assist, 4 steals, 4-11 FG, 2-6 3PT
- 2018, in Auburn: 21 points, 1 assist, 3 steals, 4-8 FG, 1-2 3PT, 3-4 FT
- 2017, in Auburn: 2 points, 1 steal, 1-4 FG

REBEL OPPONENTS IN RPI TOP-100 (JAN. 21)

Rank	School	Record	Result
2	South Carolina	18-1	--
14	Mississippi State	16-3	--
20	Kentucky	15-3	--
19	Texas A&M	15-3	L, 35-79
25	LSU	14-4	L, 44-52
35	Arkansas	15-3	--
63	Vanderbilt	12-6	--
64	Tennessee	14-3	L, 28-84
68	Alabama	11-6	--
86	Georgia	11-7	L, 51-58

LAST TIME OUT (vs. MISSOURI)

The Ole Miss women's basketball team showed incredible resilience but ultimately fell to the Missouri Tigers, 71-57, at The Pavilion on Jan. 19.

Ole Miss (7-11, 0-5 SEC) clawed its way back from a large first quarter deficit, erasing a 22-point Missouri (5-14, 2-4 SEC) lead by the opening minutes of the third quarter, but the Tigers held on and extended after an excellent offensive showing in the final frame.

"I thought today we started off slow for whatever reason," said Ole Miss head coach **Yolett McPhee-McCuin**. "I'm glad that we were able to pick it up and we made a strong push, but we just ran out of gas. What we take from this is that we can't have starts like this. We have to give ourselves a chance from the beginning. We are just going to continue to fight and continue to push."

Junior **Deja Cage** (19 points, three assists, two rebounds, one steal) hit the first of many buckets on Sunday on the Rebels' first possession, a jumper from the top of the key. However, that would be the final points for Ole Miss for nearly five minutes as Missouri ripped off a 13-0 run that included a 3-of-6 mark from beyond the arc. Missouri's Aijha Blackwell (20 points, eight rebounds, four assists, two steals) recorded eight of her 20 points in that run and 10 total in the first quarter, including two of her three trifectas on the day.

Missouri led 22-6 at the end of the first quarter and had gotten out to a 32-10 lead by the 5:56 mark of the second, but then Ole Miss turned on the jets in spectacular fashion. The Rebels scored 13 unanswered over the next four minutes of action, including two treys from sophomore **Taylor Smith** (eight points, three rebounds, one assist) — who had only hit one three-

SEC PRESEASON MEDIA POLL

Rank	School	Record	Result
1	South Carolina	18-1	--
2	Texas A&M	15-3	L, 35-79
3	Mississippi State	16-3	--
4	Kentucky	15-3	--
5	Arkansas	15-3	--
6	Tennessee	14-3	L, 28-84
7	Auburn	6-10	--
8	LSU	14-4	L, 44-52
9	Missouri	5-14	L, 57-71
10	Georgia	11-7	L, 51-58
11	Alabama	11-6	--
12	Florida	11-8	--
13	Ole Miss	7-11	N/A
14	Vanderbilt	12-6	--

pointer in her career entering Sunday.

The Rebels ended up closing the half on a 16-1 run, helped greatly by a second quarter shooting percentage of 50 percent and a 4-of-6 line from beyond the arc. Ole Miss extended that into a 23-1 run in the opening minutes of the third quarter after two more **Deja Cage** buckets and a layup from **Dominique Banks** (two points, six rebounds, one steal), tying the game 33-33 at 8:28 in the third on a Cage jumper.

A tug of war ensued for the remainder of the third as both teams traded buckets. Freshman **Jayla Alexander** (16 points, eight assists, one rebound, one steal) hit one of her three trifectas while being fouled at a crucial juncture at the 6:46 mark to cut the Tiger lead to one at 37-36, but could not convert the free throw to tie the game

SEC PRESEASON COACHES POLL

Rank	School	Record	Result
1	Texas A&M	15-3	L, 35-79
2	South Carolina	18-1	--
3	Mississippi State	16-3	--
4	Kentucky	15-3	--
5	Arkansas	15-3	--
6	LSU	14-4	L, 44-52
7	Tennessee	14-3	L, 28-84
8	Auburn	6-10	--
9	Missouri	5-14	--
10	Georgia	11-7	L, 51-58
11	Alabama	11-6	--
12	Vanderbilt	12-6	--
13	Ole Miss	7-11	N/A
14	Florida	11-8	--

back up. From there, Missouri was able to separate to a five point lead at the end of the third before a 57.1 fourth quarter shooting percentage helped it separate toward the final score of 71-57.

Mimi Reid also had a solid game with eight points, as did freshman **Bryn Parker** in her first career start, scoring two points while hauling in five rebounds alongside two blocks – her third straight game with at least four boards since becoming a regular contributor in the Rebel lineup. The newest addition to the Ole Miss roster, former team manager and junior college transfer **Tottie Rankin**, played 17 minutes in her Rebel debut, scoring two points while adding three boards.

Additionally, the Rebels were playing in front of a large group of Ole Miss women's basketball alumni, coaches and staff as part of the annual Alumni Weekend festivities. Four Rebel head coaches – Lin Dunn (1977-78), Van Chancellor (1978-97), Carol Ross (2003-07) and Renee Ladner (2007-12) – were in attendance alongside roughly 100 additional former Ole Miss players and staff.

“We just have to keep fighting,” McPhee-McCuin said. “We have to keep getting better and laying the foundation. I’m not going to let the results of wins and losses define this group. We’ve been through a lot, but we are going to keep working at it. We feel like we’re on track.”

5+ REBELS IN DOUBLE DIGITS (SINCE 2009)			
Date	Opponent	Scorers	Result
12-28-19	Alabama State	6	W, 93-66
12-12-18	Louisiana	5	W, 79-57
12-01-16	Jackson State	5	W, 89-41
11-17-16	Jacksonville State	5	W, 68-50
12-14-14	South Alabama	5	W, 88-48
12-18-13	at #9 Baylor	5	L, 80-87
11-09-12	vs. SELA	5	W, 95-85
01-24-10	at #8 Georgia	5	W, 66-65
01-21-10	vs. Mississippi St.	5	W, 66-58
12-20-09	vs. Winston-Salem St.	7	W, 101-46

TEAM NOTES

DAUNTING SCHEDULE AHEAD

Ole Miss not only faces the yearly gauntlet of SEC season now, but it also is going up against a slate of some of the nation's best squads. A total of 10 of the SEC's 14 teams currently reside in the NCAA RPI top-100.

Ole Miss holds the nation's 29th-toughest future schedule according to the NCAA's strength of schedule rankings.

VARIETY IN THE STARTING LINEUP

Ole Miss has used 14 different starting lineups in 18 games of the 2019-20 season. In Coach Yo's first season with the Rebels, Ole Miss used 17 different starting lineups through 31 total games played.

OFF THE LINE

Ole Miss has proved difficult to damage from distance, ranking fourth in the SEC and 45th in the NCAA at an opposing three-point percentage of 27.5 while holding opponents to five or fewer three-pointers in 15 of 18 games this season. In SEC play, the Rebels have allowed the second-fewest threes (18) and a 32.1 percent clip.

Just three Rebel opponents have shot better than 33 percent from distance. The Rebel defense held Louisiana to a season-low 1-of-10 clip from the three-point line, the third time in the last two seasons that Ole Miss has held an opposing team to one three-point field goal.

In the Coach Yo era, three-point defense has been a point of emphasis, holding opponents to five threes or fewer in 32 of 49 games in her two seasons. Last season, Ole Miss held 17 opponents to 30 percent or less from three, including 12 that shot 25 percent or worse and four that haven't been able to break 20 percent. The year before, Ole Miss held opponents under 30 percent just 10 times all season.

AP TOP-25 • JAN. 20, 2020

Rank	Team (1st-Place)	W-L	Points	Last
1	South Carolina (22)	17-1	741	1
2	Baylor (6)	15-1	725	2
3	UConn	16-1	665	4
4	Oregon	15-2	658	6
5	Louisville (2)	18-1	641	5
6	Stanford	16-2	599	3
7	Oregon State	16-2	545	8
8	NC State	17-1	530	9
9	Mississippi State	16-2	504	10
10	UCLA	16-1	497	7
11	DePaul	17-2	425	14
12	Kentucky	15-3	378	11
13	Gonzaga	18-1	366	16
14	Florida State	15-3	358	13
15	Texas A&M	15-3	345	12
16	Arizona State	15-4	297	18
17	Indiana	14-4	221	15
18	Arizona	15-3	214	21
19	Iowa	15-3	186	22
20	Maryland	13-4	184	20
21	Arkansas	15-3	156	23
22	Northwestern	16-2	118	NR
23	Tennessee	14-3	116	24
24	South Dakota	17-2	110	25
25	West Virginia	13-3	63	17

Others receiving votes: Missouri St. 42, Rutgers 31, Princeton 28, LSU 5, Florida Gulf Coast 2.

USA TODAY/WBCA COACHES TOP-25 • JAN. 21, 2020

Rank	Team (1st-Place)	W-L	Pts	Last
1	Baylor (20)	15-1	785	1
2	South Carolina (12)	18-1	771	2
3	Louisville	18-1	714	4
4	Oregon	15-2	701	6
5	UConn	16-1	696	5
6	Stanford	16-2	644	3
7	Oregon State	16-2	595	7
8	NC State	17-1	558	10
9	Mississippi State	16-3	507	9
10	UCLA	16-1	498	8
11	Gonzaga	18-1	445	13
12	DePaul	17-2	435	15
13	Kentucky	15-3	409	11
14	Florida State	15-3	355	13
15	Texas A&M	15-3	354	12
16	Arizona State	15-4	321	19
17	Maryland	14-4	273	20
18	South Dakota	17-2	199	21
19	Arizona	15-3	198	22
20	Arkansas	15-3	167	23
21	Iowa	15-3	161	24
22	Missouri State	14-3	122	17
23	Tennessee	15-3	106	25
24	Indiana	14-5	101	16
25	Northwestern	16-2	90	NR

Others receiving votes: Princeton (13-1) 76; West Virginia (13-3) 60; Florida Gulf Coast (19-2) 52; LSU (14-4) 5; Stony Brook (18-1) 1; Rutgers (15-3) 1.

BY THE NUMBERS

- Overall 7-11
- SEC Games 0-5
- SEC Tournament Games 0-0
- Streak (Last 10) 2-8

- Home Overall (SEC) 6-6 (0-3)
- Road Overall (SEC) 0-4 (0-2)
- Neutral Games (SEC) 1-1 (0-0)

- Day Games (SEC) 4-4 (0-2)
- Night Games (SEC) 3-7 (0-3)

- November Games 5-3
- December Games 2-3
- January Games 0-5
- February Games 0-0
- March Games 0-0

- Monday Games 1-1
- Tuesday Games 2-1
- Wednesday Games 0-1
- Thursday Games 0-2
- Friday Games 1-2
- Saturday Games 2-2
- Sunday Games 1-2

- Overtime Games 0-0
- Television Games 0-1
- SECN+ Games 6-7
- vs. Ranked Opponents 0-2

REBELS' RECORD WHEN...

- Leading at the half 7-1
- Tied at the half 0-0
- Behind at the half 0-10

- Scores 90 points or more 1-0
- Scores 80-89 points 0-0
- Scores 70-79 points 4-0
- Scores less than 70 points 2-11

- Out-rebounds opponent 4-1
- Out-rebounded by opponent 2-10
- Ties opponents in rebounds 1-0

- Shoots 50 percent or better 2-0
- Shoots between 40-49 percent 5-2
- Shoots under 40 percent 0-9

- Shoots 30 percent or better from 3-pt. 5-4
- Shoots under 30 percent from 3-pt. 2-7

- Shoots 70 percent or better from FT line 2-3
- Shoots 60-69 percent from FT line 3-2
- Shoots under 60 percent from FT line 2-6

- Opp. shoots 50 percent or better 0-1
- Opp. shoots 40-49 percent 1-7
- Opp. shoots under 40 percent 6-3

- Opp. shoots 30 percent or better from 3-pt. 2-5
- Opp. shoots under 30 percent from 3-pt. 5-6

- Commits 15 turnovers or more 6-8
- Commits less than 15 turnovers 1-3

- Forces 15 turnovers or more 4-4
- Forces less than 15 turnovers 3-7

- Has less (or same) turnovers than opp. 4-3
- Has more turnovers than opponent 3-8

FIRST HALF SUCCESS = WINS

Ole Miss has found its way into the win column more times than not when having a strong first half effort. The Rebels are 7-1 when leading at the break, with their lone loss coming against Georgia after holding a 28-27 halftime lead. Likewise, Ole Miss is 0-10 when trailing at halftime.

PUT IT ON THE BOARD!

The Rebels are currently undefeated when eclipsing the 70-point threshold this season, standing at 5-0 in such games. The Rebels won three in a row while breaking 70 points from Nov. 23-29 in wins against Louisiana Tech (76-53), Sam Houston State (75-69) and Alcorn State (73-55) with an average win margin of +15.7 in those games. Ole Miss scored a season-high 93 points in the non-conference closer vs. Alabama State, the most by a Rebel team since 2017.

OFF THE GLASS

When the Rebels work the glass effectively it has worked out in the end, as Ole Miss stands at 5-1 when tying or out-rebounding opponents this season. On the year, Ole Miss has had two games with a rebounding margin of +20 against ULM (43-23) and Alcorn State (52-32).

BENCH COMING THROUGH

The Rebel bench has been active in the scoring department, out-scoring opponents in 12 of 18 games thus far for a season total of 356-278.

OFFENSIVE EXPLOSION VS. ALABAMA ST.

The Rebels put together an impressive offensive performance against Alabama State on Dec. 28, with their 93 points standing as the most by an Ole Miss team since notching 96 against Troy on Nov. 21, 2017. That was just the beginning of the notes for the Rebels, who scored a season-high quarter total twice with 31 in the third and 29 in the fourth, while also recording a season-high 12 three-pointers and 24

MOST SINGLE-GAME BLOCKS, ALL-TIME

#	Name	Game
10	Promise Taylor	at Texas A&M, 02-08-18
8	Dominique Banks	vs. GA Southern, 12-16-19
6	8 Rebels tied	--

assists -- the most by an Ole Miss team in both categories since Dec. 28, 2018 vs. North Florida.

TEAMWORK MAKES THE DREAM WORK

Ole Miss had six double-digit scorers in the big 93-66 win over Alabama State on Dec. 28, the most since seven Rebels eclipsed double digits against Winston-Salem State more than 10 years ago on Dec. 20, 2009 (W, 101-46). Since that game in 2009, Ole Miss has recorded at least five double-digit scorers in 10 games, and have only done so in consecutive games once in back-to-back outings against Mississippi State on Jan. 21, 2010 (W, 66-58) and at No. 8 Georgia on Jan. 24, 2010 (W, 66-65). Ole Miss is 9-1 in those games in that span, with the only loss coming at No. 9 Baylor on Dec. 18, 2013 (L, 87-80).

INDIVIDUAL NOTES

BIG MINUTES FOR ALEXANDER

Freshman and Pearl, Mississippi native **Jayla Alexander** has been a key member on the floor for the Rebels in SEC play, currently leading the league in minutes played in conference season with 36.6 minutes per game.

Alexander has become a staple in the starting lineup for Ole Miss, starting each of the last seven games dating back to Dec. 20 after serving as a crucial reserve

OLE MISS 30-POINT GAMES, LAST FIVE SEASONS

Pts.	Name	Game
30	Deja Cage	vs. LA Tech, 11-23-19
30	Crystal Allen	vs. Tennessee, 03-03-19
34	Crystal Allen	vs. North Florida, 12-28-18
31	Madinah Muhammad	at Tennessee, 01-25-18
30	Madinah Muhammad	vs. Ark. St., 12-02-17
36	Torri Lewis	vs. New Orleans, 12-14-15

MOST SINGLE-GAME ASSISTS, SEC THIS SEASON

#	Name	Game
12	J. Massengill, UT	vs. Mizzou (01-02-20)
10	J. Massengill, UT	at Portland St. (12-21-19)
10	M. Reid, OM	vs. Alabama St. (12-28-19)
9	7 others tied	

off the bench in her first 11 games as a Rebel. In that stretch, Alexander scored 101 points off the bench -- including 52 points in a four-game stretch from Nov. 15 to Nov. 26. Alexander went off against New Orleans with a 21-point outing against the Privateers on a 5-of-8 clip from beyond the arc. On the year, she has recorded seven double-digit games, including a 16-point outing against Missouri on Jan. 19. Alexander, the No. 1 rated recruit out of the state of Mississippi last year, has played at least 18 minutes in each game this season, currently ranking second among SEC freshman at 30.5/game.

TWO NEW FACES

Ole Miss welcomes two new faces to the team prior to tipoff vs. Missouri on Jan. 19 in the form of freshman early enrollee **Caitlin McGee** and former student manager **Tootie Rankin**.

McGee -- a 6-1 forward out of Sandalwood High School in Jacksonville, Florida -- graduated early this past December. McGee made the decision to enroll early to help prepare for her freshman season. She will sit out as a redshirt for the remainder of the 2019-20 season. A three-star recruit by ESPN as part of a 2020 Ole Miss class that ranks No. 1 in the SEC, McGee was a varsity letterwinner in both basketball and track & field while at Sandalwood. In her three-year career, she averaged 18.0 points, 12.3 rebounds and 2.7 blocks per game. She is a three-time all-conference selection, a three-time first-team All-Area and All-City member, and was named to both the 2018-19 First-Team All-State and Times Union All-Decade teams. Rankin, meanwhile, joins the active Rebel

roster after serving as a student manager for the 2019-20 season. Rankin transferred to Ole Miss after two seasons at Southwest Mississippi Community College, where she played in 48 total games. Rankin saw her first action on Jan. 19 vs. Missouri, playing 17 minutes while recording two points and three rebounds.

A biochemistry major, Rankin excelled at SWMCC, earning a 4.0 in her two years there. While there, she also was a member of Bear Trackers, Student Government Association, Phi Theta Kappa, Student Athlete Advisory Committee, and volunteered her time to become a Chemistry tutor in the Student Success Center. She was awarded the Lyceum Scholar Award from Ole Miss, given to 15 transfer students from across the country who must be excellent leaders who excel both in and out of the classroom

PARKER HUSTLES ON THE GLASS

Freshman **Bryn Parker** has been key for Ole Miss on the glass as of late, hauling in 17 rebounds in her last three games. After having played just 15 total minutes in four total games prior, Parker has played 80 minutes in the last three games -- including a great outing at LSU in which she grabbed eight boards in 28 minutes played.

OH MY, SHE'S ON FIRE!

Junior **Deja Cage** has been a dynamic scorer for the Rebels, recording 12 different double-digit games and five 20-point games through 18 contests this season. Cage has also been one of the most consistent three-point shooters in the league, ranking fourth in threes per game (2.2).

Cage lit the net on fire with a career-high 30-point performance on 10-of-18 shooting and 5-of-8 three-point shooting against Louisiana Tech. She is one of just four Rebels in the last five years to have recorded a 30-point game.

SUPERLATIVES

BIGGEST OLE MISS LEAD:
27, 2x, last vs. Alabama State (12-28-19)

BIGGEST OLE MISS DEFICIT:
56, vs. Tennessee (01-09-20)

BIGGEST OLE MISS LEAD IN A LOSS:
7, vs. Georgia (01-02-20)

BIGGEST OLE MISS DEFICIT IN A WIN:
8, vs. Alabama State (12-28-19)

BIGGEST OLE MISS HALFTIME LEAD:
12, vs. ULM (11-10-19)

BIGGEST OLE MISS HALFTIME DEFICIT:
32, vs. Tennessee (01-09-20)

BEST OLE MISS 1ST HALF FG%:
51.5, vs. Sam Houston State (11-26-19)

WORST OLE MISS 1ST HALF FG%:
20.0, vs. Tennessee (01-09-20)

BEST OLE MISS 2ND HALF FG%:
64.5, vs. Alcorn State (11-29-19)

WORST OLE MISS 2ND HALF FG%:
17.2, vs. Tennessee (01-09-20)

MOST POINTS BY OLE MISS IN 1ST HALF:
43, vs. Louisiana Tech (11-23-19)

FEWEST POINTS BY OLE MISS IN 1ST HALF:
14, vs. Tennessee (01-09-20)

MOST POINTS BY OPPONENT IN 1ST HALF:
46, 2x, last vs. Tennessee (01-09-20)

FEWEST POINTS BY OPPONENT IN 1ST HALF:
12, vs. ULM (11-10-19)

MOST POINTS BY OLE MISS IN 2ND HALF:
60, vs. Alabama State (12-28-19)

FEWEST POINTS BY OLE MISS IN 2ND HALF:
14, vs. Tennessee (01-09-20)

MOST POINTS BY OPPONENT IN 2ND HALF:
46, vs. New Orleans (11-15-19)

FEWEST POINTS BY OPPONENT IN 2ND HALF:
24, vs. Pitt (11-30-19)

BIGGEST HALFTIME LEAD BLOWN:
1, vs. Georgia (01-02-20)

BIGGEST HALFTIME DEFICIT ERASED:

BIGGEST MARGIN OF VICTORY:
27, vs. Alabama State (12-28-19)

BIGGEST LEAD BLOWN TO LOSE (AT ANY POINT IN A GAME):
7, vs. Georgia (01-02-20)

BIGGEST DEFICIT OVERCOME TO WIN (AT ANY POINT IN A GAME):
8, vs. Alabama State (12-28-19)

BIGGEST MARGIN OF DEFEAT:
56, vs. Tennessee (01-09-20)

GAME-BY-GAME STARTING LINEUPS

Opponent	Date	Result	PG	G	G	G/F	F/C	Lineup	Record
vs. MVSU	11-05	W, 79-52	Reid	Nesbitt	Lewis	Smith	Banks	#1	1-0
vs. ULM	11-10	W, 66-42	Reid	Cage	Lewis	Smith	Banks	#2	1-0
vs. New Orleans	11-15	L, 64-69	Nesbitt	Cage	Smith	Dumitrescu	Kitchens	#3	0-1
at Southern Miss	11-19	L, 53-59	Reid	Cage	Smith	Dumitrescu	Kitchens	#4	0-1
vs. Louisiana Tech	11-23	W, 76-53	Reid	Cage	Nesbitt	Dumitrecu	Kitchens	#5	1-0
vs. San Houston State	11-26	W, 75-69	Reid	Cage	Nesbitt	Dumitrescu	Kitchens	#5	2-0
vs. Alcorn State	11-29	W, 73-55	Reid	Cage	Nesbitt	Smith	Kitchens	#6	1-0
vs. Pittsburgh	11-30	L, 50-58	Reid	Cage	Nesbitt	Smith	Kitchens	#6	1-1
at Texas Tech	12-04	L, 48-84	Reid	Cage	Nesbitt	Smith	Kitchens	#6	1-2
vs. Southeast Missouri	12-14	L, 53-70	Reid	Cage	Nesbitt	Lewis	Banks	#7	0-1
vs. Georgia Southern	12-16	W, 69-66 (OT)	Reid	Cage	Nesbitt	Lewis	Kitchens	#8	1-0
vs. Louisiana	12-20	L, 42-53	Reid	Alexander	Nesbitt	Lewis	Banks	#9	0-1
vs. Alabama State	12-28	W, 93-66	Reid	Cage	Alexander	Lewis	Kitchens	#10	1-0
vs. Georgia	01-02	L, 51-58	Reid	Cage	Alexander	Lewis	Banks	#11	0-1
at #10 Texas A&M	01-06	L, 35-79	Nesbitt	Cage	Alexander	Kitchens	Banks	#12	0-1
vs. #23 Tennessee	01-09	L, 28-84	Reid	Cage	Alexander	Lewis	Kitchens	#10	1-1
at LSU	01-12	L, 44-52	Reid	Cage	Alexander	Kitchens	Banks	#13	0-1
vs. Missouri	01-19	L, 57-71	Reid	Cage	Alexander	Parker	Banks	#14	0-1
at Auburn	01-23	---	---	---	---	---	---	--	---
at Mississippi State	01-26	---	---	---	---	---	---	--	---
vs. South Carolina	01-30	---	---	---	---	---	---	--	---
vs. Alabama	02-02	---	---	---	---	---	---	--	---
at Vanderbilt	02-09	---	---	---	---	---	---	--	---
at Florida	02-13	---	---	---	---	---	---	--	---
vs. Arkansas	02-16	---	---	---	---	---	---	--	---
vs. Kentucky	02-20	---	---	---	---	---	---	--	---
at Missouri	02-23	---	---	---	---	---	---	--	---
at Tennessee	02-27	---	---	---	---	---	---	--	---
vs. Mississippi State	03-01	---	---	---	---	---	---	--	---

REBEL STARTING/GAMES PLAYED HISTORY

Name	CAREER STARTS		Name	CAREER GAMES PLAYED	
	Season	Career		Season	Career
Jayla Alexander	7	7	Jayla Alexander	18	18
Dominique Banks	8	8	Dominique Banks	18	18
Jordan Berry	0	0	Jordan Berry	1	1
Deja Cage	16	16	Deja Cage	18	69
Sarah Dumitrescu	4	4	Sarah Dumitrescu	6	6
Donnetta Johnson	0	8	Donnetta Johnson	0	27
Iyanla Kitchens	12	15	Iyanla Kitchens	18	42
Torri Lewis	8	24	Torri Lewis	15	97
Valerie Nesbitt	11	11	Valerie Nesbitt	15	15
Bryn Parker	1	1	Bryn Parker	7	7
Andeija Puckett	0	1	Andeija Puckett	0	52
Tootie Rankin	0	0	Tootie Rankin	1	1
Mimi Reid	16	41	Mimi Reid	18	47
Taylor Smith	7	19	Taylor Smith	18	48

GAME LEADERS

POINTS

Cage - 8
Nesbitt - 4
Banks - 2
Smith - 2
Alexander - 1
Lewis - 1

REBOUNDS

Banks - 10
Dumitrescu - 4
Kitchens - 4
Nesbitt - 3
Cage - 3
Alexander - 2
Smith - 1
Reid - 1
Parker - 1

ASSISTS

Reid - 10
Nesbitt - 5
Alexander - 5
Cage - 3
Smith - 1

20-PT GAMES

Cage - 5
Alexander - 1
Nesbitt - 1

DOUBLE-DIGITS

Cage - 12
Nesbitt - 9
Alexander - 7
Banks - 5
Smith - 4
Lewis - 4
Kitchens - 1
Reid - 1

DOUBLE-DIGIT REBS

Banks - 2
Kitchens - 1
Dumitrescu - 1

DOUBLE-DOUBLES

Kitchens - 1
Banks - 1
Reid - 1

SEC TEAM RANKINGS • JAN. 21

CATEGORY	OLE MISS	RANK
3PT Defense	.275	4th
Threes Made	5.3	7th
3PT Percentage	.313	8th
Steals	7.6	9th
Scoring Defense	63.4	T-10th
Blocked Shots	3.2	11th
Assists	12.8	11th
Turnover Margin	-1.6	11th
FT Percentage	.618	12th
FG % Defense	.399	12th
Defensive Rebounds	24.4	12th
Off. Reb. Percentage	.286	12th
Scoring Margin	-5.1	12th
Assist/Turnover Ratio	0.7	12th
Rebounding Defense	40.3	13th
Offensive Rebounds	10.3	13th
Rebounding Margin	-5.6	14th
Rebounding Offense	34.7	14th
FG Percentage	.391	14th
Scoring Offense	58.3	14th
Def. Reb. Percentage	.627	14th

NCAA TEAM RANKINGS (TOP-100) • JAN. 21

CATEGORY	OLE MISS	RANK
Three-Point FG Defense	.275	45th

GAME-BY-GAME SPECIALTY STATS (OLE MISS/OPPONENT)

Opponent	Date	Result	Paint	Off TO	2nd Chance	FB	Bench
MVSU	11-05	W, 72-53	32/20	27/27	23/14	6/4	28/12
ULM	11-10	W, 66-42	32/24	19/17	15/7	6/4	28/0
New Orleans	11-15	L, 64-69	28/34	16/25	9/6	4/6	36/4
at Southern Miss	11-19	L, 53-59	20/32	11/23	10/9	2/12	30/25
Louisiana Tech	11-23	W, 76-53	36/22	24/11	9/8	18/6	15/28
San Houston	11-26	W, 75-69	44/32	34/17	15/14	6/6	21/12
vs. Alcorn State	11-29	W, 73-55	42/16	8/9	18/8	4/0	23/19
vs. Pittsburgh	11-30	L, 50-58	28/18	15/20	3/7	2/8	14/5
at Texas Tech	12-04	L, 48-84	24/44	7/25	3/17	2/28	18/5
SEMO	12-14	L, 53-70	16/36	16/20	1/9	12/8	18/9
Georgia Southern	12-16	W, 69-66 (OT)	28/28	22/19	7/19	4/2	25/30
Louisiana	12-20	L, 42-53	16/20	10/21	12/17	4/0	14/12
Alabama State	12-28	W, 93-66	38/38	23/12	8/12	20/6	30/16
Georgia	01-02	L, 51-58	20/20	12/8	15/5	6/2	23/11
at Texas A&M	01-06	L, 35-79	12/30	10/30	2/13	0/14	4/18
Tennessee	01-09	L, 28-84	12/42	10/26	0/24	0/8	14/43
at LSU	01-12	L, 44-52	14/28	17/8	4/10	7/2	5/9
Missouri	01-19	L, 57-71	14/30	11/14	7/11	2/6	10/20
at Auburn	01-23	---	---	---	---	---	---
at MSU	01-26	---	---	---	---	---	---
South Carolina	01-30	---	---	---	---	---	---
Alabama	02-02	---	---	---	---	---	---
at Vanderbilt	02-09	---	---	---	---	---	---
at Florida	02-13	---	---	---	---	---	---
Arkansas	02-16	---	---	---	---	---	---
Kentucky	02-20	---	---	---	---	---	---
at Missouri	02-23	---	---	---	---	---	---
at Tennessee	02-27	---	---	---	---	---	---
MSU	03-01	---	---	---	---	---	---
SEC Tournament	---	---	---	---	---	---	---
Totals			456/514	292/332	161/210	105/122	356/278

BANKS WITH THE REJECTION

Junior **Dominique Banks** is on pace for a historical season defensively. At her current average of 2.6 blocks per game, she is on pace to nearly break the Ole Miss single-season record in blocks with 74. Banks is currently the NCAA's 18th-best in blocks per game and No. 15 overall in total blocks (46).

1. Promise Taylor - 82 ('17-18, 31 games)
2. Shawn Goff - 67 ('07-08, 29 games)
3. Shawn Goff - 60 ('08-09, 30 games)
4. Susan Byrd - 60 ('93-94, 33 games)
5. Susan Byrd - 59 ('92-93, 28 games)

Furthermore, her eight blocks against Georgia Southern on Dec. 16 stand as the second-most in a game at Ole Miss. Banks

has had at least four blocks in three games and at least three blocks in nine contests. She has had multiple blocks in all but four games, and only one this season without recording a single rejection.

DOM ON THE BLOCK

Junior **Dominique Banks** has been a force to reckon with on the block, averaging 6.8 rebounds and 2.6 blocks to go along with her 6.7 points per game average. Banks recorded her first career double-double with 15 points and 14 rebounds vs. Alcorn State, the most boards by a Rebel since Bretta Hart hauled in 18 against Western Kentucky on Dec. 2, 2015.

Banks has started eight games for the Rebels at the five position, and she

SEC INDIVIDUAL RANKINGS (TOP-10) • JAN. 21

Dominique Banks

3. Blocks (2.6)

Deja Cage

4. Three-Point FG Made (2.2)

NCAA INDIVIDUAL RANKINGS (TOP-100) • JAN. 21

Dominique Banks

15. Blocked Shots (46)

18. Blocked Shots / Game (2.56)

Deja Cage

78. Three-Point FG Made (40)

78. Three-Point FG Attempts (114)

81. FG Attempts (242)

GAME-BY-GAME LEAD/DEFICIT

Opponent	Date	W/L	Largest Lead	Largest Deficit	Time Led	Time Trailed	Time Tied
MVSU	11-05	W, 72-53	26 (4th, 3:03)	7 (1st, 8:33)	28:29	10:52	0:29
ULM	11-10	W, 66-42	25 (4th, 8:26)	---	36:55	0:00	3:05
New Orleans	11-15	L, 64-69	2 (2nd, 3:03)	20 (3rd, 4:55)	0:58	36:25	2:37
at Southern Miss	11-19	L, 53-59	5 (4th, 7:17)	10 (2nd, 0:04)	7:32	26:43	5:45
Louisiana Tech	11-23	W, 76-53	27 (4th, 2:07)	5 (1st, 9:12)	35:24	3:17	1:18
Sam Houston	11-26	W, 75-69	18 (3rd, 4:17)	---	39:36	---	0:23
vs. Alcorn State	11-29	W, 73-55	21 (4th, 2:56)	---	37:15	---	2:45
vs. Pittsburgh	11-30	L, 50-58	1 (3rd, 2:22)	16 (2nd, 6:41)	1:05	35:03	3:35
at Texas Tech	12-04	L, 48-84	---	38 (4th, 1:13)	---	39:50	0:10
SEMO	12-14	L, 53-70	1 (1st, 8:12)	26 (3rd, 5:22)	0:26	39:12	0:22
Georgia Southern	12-16	W, 69-66 (OT)	10 (3rd, 8:09)	2 (1st, 8:01)	38:20	4:27	2:13
Louisiana	12-20	L, 42-53	---	15 (2nd, 7:23)	---	39:22	0:30
Alabama State	12-28	W, 93-66	27 (4th, 0:29)	8 (2nd, 8:17)	24:20	8:27	7:13
Georgia	01-02	L, 51-58	7 (1st, 7:56)	10 (4th, 4:33)	4:58	25:46	8:52
at Texas A&M	01-06	L, 35-79	---	50 (4th, 2:49)	---	38:39	1:21
Tennessee	01-09	L, 28-84	---	56 (4th, 0:31)	---	39:19	0:33
at LSU	01-12	L, 44-52	---	15 (4th, 9:31)	---	39:14	0:35
Missouri	01-19	L, 57-71	2 (1st, 9:47)	22 (2nd, 5:56)	0:29	38:57	0:34
at Auburn	01-23	---	---	---	---	---	---
at MSU	01-26	---	---	---	---	---	---
South Carolina	01-30	---	---	---	---	---	---
Alabama	02-02	---	---	---	---	---	---
at Vanderbilt	02-09	---	---	---	---	---	---
at Florida	02-13	---	---	---	---	---	---
Arkansas	02-16	---	---	---	---	---	---
Kentucky	02-20	---	---	---	---	---	---
at Missouri	02-23	---	---	---	---	---	---
at Tennessee	02-27	---	---	---	---	---	---
MSU	03-01	---	---	---	---	---	---
SEC Tournament		---	---	---	---	---	---

currently ranks third in the SEC with her 2.6 blocks per game and 14th at 6.8 rebounds.

AIR IT OUT, TORRI!

Senior three-point specialist **Torri Lewis** has picked up right where she left off two years ago, returning for the Rebels as a key weapon from deep. Lewis, who returned for her redshirt senior season at Ole Miss after sitting out last year due to the birth of her son, A.J., is a career 33.6 percent three-point shooter. In her career, 86.1 percent of all of her field goals have come from three-point distance.

Lewis shot a combined 11-of-28 (.393) from three-point distance in three games from Dec. 16-28, knocking down at least three treys in each game and hitting four twice against Georgia Southern on Dec. 16 and Alabama State on Dec. 28. Lewis currently ranks 15th in the SEC with 1.4

threes per game.

In her career, Lewis owns 30 games with multiple threes -- hitting seven or more threes in a game twice. She knocked down a school-record 10 in a game vs. New Orleans as a freshman in 2015 (the third-most in a single-game in NCAA history), and during her junior year, she nailed seven against Alabama.

During that junior season, Lewis was on fire from downtown in the final month of the season, going 16-of-32 in a stretch from deep from Feb. 1-11. That season, 90 percent of her made field goals were three-pointers and 131 of her 150 attempts were from beyond the arc (87.3 percent).

OVERALL STATS

RECORD:	OVERALL	HOME	AWAY	NEUTRAL
ALL GAMES	7-11	6-6	0-4	1-1
CONFERENCE	0-5	0-3	0-2	0-0
NON-CONFERENCE	7-6	6-3	0-2	1-1

#	Player	gp-gs	min	avg	Total		3-Point		F-Throw		Rebounds					pts	avg							
					fg-fga	fg%	3fg-fga	3fg%	ft-fa	ft%	off	def	tot	avg	pf			dq	a	to	blk	stl		
31	Cage, Deja	18-16	470	26.1	92-242	.380	40-114	.351	16-22	.727	9	58	67	3.7	23	0	37	29	1	14	240	13.3		
04	Nesbitt, Valerie	15-11	364	24.3	67-145	.462	5-22	.227	31-66	.470	21	33	54	3.6	48	3	48	57	2	45	170	11.3		
20	Alexander, Jayla	18-7	549	30.5	55-167	.329	22-65	.338	34-40	.850	13	45	58	3.2	37	0	43	49	0	21	166	9.2		
13	Banks, Dominique	18-8	413	22.9	48-110	.436	0-0	.000	24-44	.545	40	82	122	6.8	50	1	5	26	46	13	120	6.7		
44	Lewis, Torri	15-8	323	21.5	24-74	.324	21-67	.313	8-8	1.000	0	23	23	1.5	8	0	11	9	2	5	77	5.1		
21	Smith, Taylor	18-7	357	19.8	41-98	.418	3-13	.231	6-13	.462	14	30	44	2.4	20	0	13	35	1	4	91	5.1		
01	Dumitrescu, Sarah	6-4	143	23.8	11-32	.344	0-0	.000	5-9	.556	16	28	44	7.3	14	0	6	17	0	2	27	4.5		
02	Reid, Mimi	18-16	548	30.4	27-79	.342	5-22	.227	20-32	.625	5	41	46	2.6	41	3	63	51	0	20	79	4.4		
32	Kitchens, Iyanla	18-12	333	18.5	25-45	.556	0-1	.000	21-33	.636	27	34	61	3.4	60	4	2	33	3	9	71	3.9		
11	Rankin, Tootie	1-0	17	17.0	1-3	.333	0-0	.000	0-0	.000	2	1	3	3.0	2	0	0	0	0	0	2	2.0		
25	Parker, Bryn	7-1	95	13.6	3-10	.300	0-2	.000	0-0	.000	4	13	17	2.4	9	0	2	3	2	2	6	0.9		
12	Berry, Jordan	1-0	13	13.0	0-3	.000	0-1	.000	0-0	.000	0	1	1	1.0	0	0	0	1	0	1	0	0.0		
Team											35	50	85						13					
Total.....		18	3625		394-1008	.391	96-307	.313	165-267	.618	186	439	625	34.7	312	11	230	323	57	136	1049	58.3		
Opponents.....		18	3625		436-1093	.399	73-265	.275	196-290	.676	260	465	725	40.3	298	-	265	295	45	154	1141	63.4		

TEAM STATISTICS

	OM	OPP	Date	Opponent	Score	Att.
SCORING	1049	1141	11-05-19	MISSISSIPPI VALLEY	W 72-53	1239
Points per game	58.3	63.4	11-10-19	ULM	W 66-42	1448
Scoring margin	-5.1	-	11-15-19	NEW ORLEANS	L 64-69	1630
FIELD GOALS-ATT	394-1008	436-1093	11-19-19	at Southern Miss	L 53-59	1843
Field goal pct	.391	.399	11-23-19	LOUISIANA TECH	W 76-53	1019
3 POINT FG-ATT	96-307	73-265	11-26-19	SAM HOUSTON ST.	W 75-69	1320
3-point FG pct	.313	.275	11-29-19	vs Alcorn State	W 73-55	83
3-pt FG made per game	5.3	4.1	11-30-19	vs Pittsburgh	L 50-58	97
FREE THROWS-ATT	165-267	196-290	12-04-19	at Texas Tech	L 48-84	4212
Free throw pct	.618	.676	12-14-19	SOUTHEAST MISSOURI	L 53-70	1253
F-Throws made per game	9.2	10.9	12-16-19	GEORGIA SOUTHERN	Wot 69-66	6574
REBOUNDS	625	725	12-20-19	LOUISIANA	L 42-53	1123
Rebounds per game	34.7	40.3	12-28-19	ALABAMA ST.	W 93-66	1166
Rebounding margin	-5.6	-	* 01-02-20	GEORGIA	L 51-58	1093
ASSISTS	230	265	* 01-06-20	at Texas A&M	L 35-79	4006
Assists per game	12.8	14.7	* 01-09-20	TENNESSEE	L 28-84	1373
TURNOVERS	323	295	* 01-12-20	at LSU	L 44-52	2030
Turnovers per game	17.9	16.4	* 01-19-20	MISSOURI	L 57-71	1287
Turnover margin	-1.6	-	* - Conference game			
Assist/turnover ratio	0.7	0.9				
STEALS	136	154				
Steals per game	7.6	8.6				
BLOCKS	57	45				
Blocks per game	3.2	2.5				
ATTENDANCE	20525	12271				
Home games-Avg/Game	12-1710	4-3023				
Neutral site-Avg/Game	-	2-90				

Score by Periods

	1st	2nd	3rd	4th	OT	Totals
Ole Miss	224	236	286	294	9	1049
Opponents	296	234	282	323	6	1141

CONFERENCE

RECORD:	OVERALL	HOME	AWAY	NEUTRAL
ALL GAMES	0-5	0-3	0-2	0-0
CONFERENCE	0-5	0-3	0-2	0-0
NON-CONFERENCE	0-0	0-0	0-0	0-0

#	Player	gp-gs	min	avg	Total		3-Point		F-Throw		Rebounds													
					fg-fga	fg%	3fg-fga	3fg%	ft-fa	ft%	off	def	tot	avg	pf	dq	a	to	blk	stl	pts	avg		
31	Cage, Deja	5-5	143	28.6	28-84	.333	13-37	.351	2-6	.333	1	15	16	3.2	6	0	10	8	0	3	71	14.2		
04	Nesbitt, Valerie	2-1	38	19.0	9-19	.474	0-2	.000	1-4	.250	2	2	4	2.0	5	0	0	2	0	3	19	9.5		
20	Alexander, Jayla	5-5	183	36.6	18-71	.254	8-26	.308	3-5	.600	2	11	13	2.6	11	0	15	15	0	4	47	9.4		
13	Banks, Dominique	5-4	121	24.2	10-24	.417	0-0	.000	9-12	.750	8	23	31	6.2	15	1	2	8	8	5	29	5.8		
02	Reid, Mimi	5-4	141	28.2	4-15	.267	0-3	.000	4-6	.667	2	11	13	2.6	13	2	13	11	0	6	12	2.4		
44	Lewis, Torri	5-2	104	20.8	3-20	.150	3-19	.158	2-2	1.000	0	5	5	1.0	2	0	3	7	1	1	11	2.2		
21	Smith, Taylor	5-0	58	11.6	4-16	.250	2-5	.400	0-0	.000	3	3	6	1.2	5	0	1	6	0	0	10	2.0		
11	Rankin, Tootie	1-0	17	17.0	1-3	.333	0-0	.000	0-0	.000	2	1	3	3.0	2	0	0	0	0	0	2	2.0		
32	Kitchens, Iyanla	5-3	95	19.0	3-9	.333	0-0	.000	2-3	.667	4	4	8	1.6	16	2	0	5	1	4	8	1.6		
25	Parker, Bryn	4-1	87	21.8	3-10	.300	0-2	.000	0-0	.000	4	13	17	4.3	7	0	2	2	2	2	6	1.5		
12	Berry, Jordan	1-0	13	13.0	0-3	.000	0-1	.000	0-0	.000	0	1	1	1.0	0	0	0	1	0	1	0	0.0		
Team											10	11	21											5

NON-CONFERENCE

RECORD:	OVERALL	HOME	AWAY	NEUTRAL
ALL GAMES	7-6	6-3	0-2	1-1
CONFERENCE	0-0	0-0	0-0	0-0
NON-CONFERENCE	7-6	6-3	0-2	1-1

#	Player	gp-gs	min	avg	Total		3-Point		F-Throw		Rebounds													
					fg-fga	fg%	3fg-fga	3fg%	ft-fa	ft%	off	def	tot	avg	pf	dq	a	to	blk	stl	pts	avg		
31	Cage, Deja	13-11	327	25.2	64-158	.405	27-77	.351	14-16	.875	8	43	51	3.9	17	0	27	21	1	11	169	13.0		
04	Nesbitt, Valerie	13-10	326	25.1	58-126	.460	5-20	.250	30-62	.484	19	31	50	3.8	43	3	48	55	2	42	151	11.6		
20	Alexander, Jayla	13-2	366	28.2	37-96	.385	14-39	.359	31-35	.886	11	34	45	3.5	26	0	28	34	0	17	119	9.2		
13	Banks, Dominique	13-4	292	22.5	38-86	.442	0-0	.000	15-32	.469	32	59	91	7.0	35	0	3	18	38	8	91	7.0		
44	Lewis, Torri	10-6	219	21.9	21-54	.389	18-48	.375	6-6	1.000	0	18	18	1.8	6	0	8	2	1	4	66	6.6		
21	Smith, Taylor	13-7	299	23.0	37-82	.451	1-8	.125	6-13	.462	11	27	38	2.9	15	0	12	29	1	4	81	6.2		
02	Reid, Mimi	13-12	407	31.3	23-64	.359	5-19	.263	16-26	.615	3	30	33	2.5	28	1	50	40	0	14	67	5.2		
32	Kitchens, Iyanla	13-9	238	18.3	22-36	.611	0-1	.000	19-30	.633	23	30	53	4.1	44	2	2	28	2	5	63	4.8		
01	Dumitrescu, Sarah	6-4	143	23.8	11-32	.344	0-0	.000	5-9	.556	16	28	44	7.3	14	0	6	17	0	2	27	4.5		
25	Parker, Bryn	3-0	8	2.7	0-0	.000	0-0	.000	0-0	.000	0	0	0	0.0	2	0	0	1	0	0	0	0.0		
Team											25	39	64											8
Total.....		13	2625		311-734	.424	70-212	.330	142-229	.620	148	339	487	37.5	230	6	184	253	45	107	834	64.2		
Opponents.....		13	2625		298-794	.375	55-209	.263	146-220	.664	190	310	500	38.5	237	-	175	233	31	127	797	61.3		

HOME STATS

RECORD:	OVERALL	HOME	AWAY	NEUTRAL
ALL GAMES	6-6	6-6	0-0	0-0
CONFERENCE	0-3	0-3	0-0	0-0
NON-CONFERENCE	6-3	6-3	0-0	0-0

#	Player	gp-gs	min	avg	Total		3-Point		F-Throw		Rebounds					pts	avg								
					fg-fga	fg%	3fg-fga	3fg%	ft-fta	ft%	off	def	tot	avg	pf			dq	a	to	blk	stl			
31	Cage, Deja	12-10	303	25.3	67-159	.421	32-74	.432	15-18	.833	6	35	41	3.4	12	0	25	16	1	12	181	15.1			
04	Nesbitt, Valerie	10-7	265	26.5	46-106	.434	2-13	.154	23-51	.451	18	23	41	4.1	34	3	38	42	2	36	117	11.7			
20	Alexander, Jayla	12-5	368	30.7	38-107	.355	18-45	.400	30-36	.833	10	30	40	3.3	23	0	31	30	0	16	124	10.3			
44	Lewis, Torri	10-8	224	22.4	20-54	.370	17-49	.347	8-8	1.000	0	16	16	1.6	6	0	8	4	1	4	65	6.5			
02	Reid, Mimi	12-11	349	29.1	21-54	.389	2-11	.182	19-29	.655	4	24	28	2.3	33	3	51	34	0	16	63	5.3			
13	Banks, Dominique	12-6	266	22.2	25-67	.373	0-0	.000	10-22	.455	21	50	71	5.9	32	0	3	17	31	9	60	5.0			
21	Smith, Taylor	12-3	227	18.9	26-66	.394	3-11	.273	4-6	.667	9	25	34	2.8	14	0	7	24	1	3	59	4.9			
01	Dumitrescu, Sarah	5-3	110	22.0	9-27	.333	0-0	.000	5-9	.556	10	25	35	7.0	11	0	5	13	0	2	23	4.6			
32	Kitchens, Iyanla	12-6	223	18.6	15-27	.556	0-0	.000	18-27	.667	19	23	42	3.5	39	3	0	23	3	6	48	4.0			
11	Rankin, Tootie	1-0	17	17.0	1-3	.333	0-0	.000	0-0	.000	2	1	3	3.0	2	0	0	0	0	0	2	2.0			
25	Parker, Bryn	5-1	60	12.0	2-6	.333	0-1	.000	0-0	.000	2	7	9	1.8	6	0	1	3	2	2	4	0.8			
12	Berry, Jordan	1-0	13	13.0	0-3	.000	0-1	.000	0-0	.000	0	1	1	1.0	0	0	0	1	0	1	0	0.0			
Team											24	37	61												7
Total.....		12	2425		270-679	.398	74-205	.361	132-206	.641	125	297	422	35.2	212	9	169	214	41	107	746	62.2			
Opponents.....		12	2425		280-724	.387	50-188	.266	144-204	.706	170	310	480	40.0	213	-	178	212	34	97	754	62.8			

AWAY STATS

RECORD:	OVERALL	HOME	AWAY	NEUTRAL
ALL GAMES	0-4	0-0	0-4	0-0
CONFERENCE	0-2	0-0	0-2	0-0
NON-CONFERENCE	0-2	0-0	0-2	0-0

#	Player	gp-gs	min	avg	Total		3-Point		F-Throw		Rebounds					pts	avg								
					fg-fga	fg%	3fg-fga	3fg%	ft-fta	ft%	off	def	tot	avg	pf			dq	a	to	blk	stl			
31	Cage, Deja	4-4	116	29.0	19-60	.317	6-28	.214	1-4	.250	1	13	14	3.5	7	0	7	7	0	2	45	11.3			
13	Banks, Dominique	4-2	109	27.3	13-26	.500	0-0	.000	9-14	.643	13	20	33	8.3	13	1	2	6	9	3	35	8.8			
20	Alexander, Jayla	4-2	129	32.2	14-50	.280	3-18	.167	2-2	1.000	2	10	12	3.0	9	0	5	15	0	4	33	8.3			
04	Nesbitt, Valerie	3-2	37	12.3	7-12	.583	2-5	.400	3-4	.750	0	1	1	0.3	7	0	5	7	0	1	19	6.3			
21	Smith, Taylor	4-2	73	18.3	8-22	.364	0-2	.000	0-0	.000	3	2	5	1.3	2	0	3	4	0	0	16	4.0			
01	Dumitrescu, Sarah	1-1	33	33.0	2-5	.400	0-0	.000	0-0	.000	6	3	9	9.0	3	0	1	4	0	0	4	4.0			
44	Lewis, Torri	3-0	70	23.3	3-12	.250	3-11	.273	0-0	.000	0	3	3	1.0	2	0	2	5	1	1	9	3.0			
02	Reid, Mimi	4-3	131	32.8	3-17	.176	2-9	.222	1-3	.333	1	13	14	3.5	4	0	8	14	0	2	9	2.3			
32	Kitchens, Iyanla	4-4	67	16.8	4-7	.571	0-0	.000	0-0	.000	3	7	10	2.5	14	1	2	5	0	3	8	2.0			
25	Parker, Bryn	2-0	35	17.5	1-4	.250	0-1	.000	0-0	.000	2	6	8	4.0	3	0	1	0	0	0	2	1.0			
Team											5	5	10												4
Total.....		4	800		74-215	.344	16-74	.216	16-27	.593	36	83	119	29.8	64	2	36	71	10	16	180	45.0			
Opponents.....		4	800		115-248	.464	11-43	.256	33-52	.635	60	108	168	42.0	50	-	66	51	7	37	274	68.5			

IN WINS

RECORD:	OVERALL	HOME	AWAY	NEUTRAL
ALL GAMES	7-0	6-0	0-0	1-0
CONFERENCE	0-0	0-0	0-0	0-0
NON-CONFERENCE	7-0	6-0	0-0	1-0

#	Player	gp-gs	min	avg	Total		3-Point		F-Throw		Rebounds													
					fg-fga	fg%	3fg-fga	3fg%	ft-fa	ft%	off	def	tot	avg	pf	dq	a	to	blk	stl	pts	avg		
31	Cage, Deja	7-6	174	24.9	43-89	.483	18-36	.500	13-14	.929	6	24	30	4.3	4	0	16	11	0	7	117	16.7		
04	Nesbitt, Valerie	7-5	190	27.1	34-75	.453	3-10	.300	20-41	.488	14	17	31	4.4	22	1	33	28	2	26	91	13.0		
44	Lewis, Torri	5-4	99	19.8	14-30	.467	12-27	.444	4-4	1.000	0	12	12	2.4	3	0	5	1	1	1	44	8.8		
21	Smith, Taylor	7-3	173	24.7	28-53	.528	1-6	.167	2-5	.400	8	20	28	4.0	8	0	8	18	0	4	59	8.4		
20	Alexander, Jayla	7-1	197	28.1	15-43	.349	6-16	.375	22-25	.880	7	21	28	4.0	14	0	19	15	0	10	58	8.3		
13	Banks, Dominique	7-2	153	21.9	24-48	.500	0-0	.000	6-11	.545	14	38	52	7.4	18	0	1	11	24	4	54	7.7		
02	Reid, Mimi	7-7	218	31.1	16-37	.432	3-9	.333	10-17	.588	1	18	19	2.7	14	0	33	20	0	8	45	6.4		
32	Kitchens, Iyanla	7-5	133	19.0	12-21	.571	0-1	.000	13-18	.722	14	19	33	4.7	23	1	0	15	1	3	37	5.3		
01	Dumitrescu, Sarah	4-2	80	20.0	7-21	.333	0-0	.000	5-7	.714	9	15	24	6.0	7	0	3	9	0	2	19	4.8		
25	Parker, Bryn	3-0	8	2.7	0-0	.000	0-0	.000	0-0	.000	0	0	0	0.0	2	0	0	1	0	0	0	0.0		
Team											12	18	30											3
Total.....		7	1425		193-417	.463	43-105	.410	95-142	.669	85	202	287	41.0	115	2	118	132	28	65	524	74.9		
Opponents.....		7	1425		149-437	.341	31-124	.250	75-110	.682	101	160	261	37.3	141	-	89	141	15	59	404	57.7		

IN LOSSES

RECORD:	OVERALL	HOME	AWAY	NEUTRAL
ALL GAMES	0-11	0-6	0-4	0-1
CONFERENCE	0-5	0-3	0-2	0-0
NON-CONFERENCE	0-6	0-3	0-2	0-1

#	Player	gp-gs	min	avg	Total		3-Point		F-Throw		Rebounds													
					fg-fga	fg%	3fg-fga	3fg%	ft-fa	ft%	off	def	tot	avg	pf	dq	a	to	blk	stl	pts	avg		
31	Cage, Deja	11-10	296	26.9	49-153	.320	22-78	.282	3-8	.375	3	34	37	3.4	19	0	21	18	1	7	123	11.2		
04	Nesbitt, Valerie	8-6	174	21.8	33-70	.471	2-12	.167	11-25	.440	7	16	23	2.9	26	2	15	29	0	19	79	9.9		
20	Alexander, Jayla	11-6	352	32.0	40-124	.323	16-49	.327	12-15	.800	6	24	30	2.7	23	0	24	34	0	11	108	9.8		
13	Banks, Dominique	11-6	260	23.6	24-62	.387	0-0	.000	18-33	.545	26	44	70	6.4	32	1	4	15	22	9	66	6.0		
01	Dumitrescu, Sarah	2-2	63	31.5	4-11	.364	0-0	.000	0-2	.000	7	13	20	10.0	7	0	3	8	0	0	8	4.0		
44	Lewis, Torri	10-4	224	22.4	10-44	.227	9-40	.225	4-4	1.000	0	11	11	1.1	5	0	6	8	1	4	33	3.3		
02	Reid, Mimi	11-9	330	30.0	11-42	.262	2-13	.154	10-15	.667	4	23	27	2.5	27	3	30	31	0	12	34	3.1		
32	Kitchens, Iyanla	11-7	200	18.2	13-24	.542	0-0	.000	8-15	.533	13	15	28	2.5	37	3	2	18	2	6	34	3.1		
21	Smith, Taylor	11-4	184	16.7	13-45	.289	2-7	.286	4-8	.500	6	10	16	1.5	12	0	5	17	1	0	32	2.9		
11	Rankin, Tootie	1-0	17	17.0	1-3	.333	0-0	.000	0-0	.000	2	1	3	3.0	2	0	0	0	0	0	2	2.0		
25	Parker, Bryn	4-1	87	21.8	3-10	.300	0-2	.000	0-0	.000	4	13	17	4.3	7	0	2	2	2	2	6	1.5		
12	Berry, Jordan	1-0	13	13.0	0-3	.000	0-1	.000	0-0	.000	0	1	1	1.0	0	0	0	1	0	1	0	0.0		
Team											23	32	55											10
Total.....		11	2200		201-591	.340	53-202	.262	70-125	.560	101	237	338	30.7	197	9	112	191	29	71	525	47.7		
Opponents.....		11	2200		287-656	.438	12-141	.098	121-180	.672	159	305	464	42.2	157	-	176	154	30	95	737	67.0		

TEAM GAME-BY-GAME

Opponent	Date	Score		Total		3-Pointers		Free throws		Rebounds				pf	a	t/o	blk	stl	pts	avg
				fg-fga	pct	3fg-fga	pct	ft-fta	pct	off	def	tot	avg							
MISSISSIPPI VALLEY	11-05-19	72-53	W	30-67	.448	5-18	.278	7-14	.500	17	25	42	42.0	20	20	19	3	8	72	72.0
ULM	11-10-19	66-42	W	24-49	.490	4-9	.444	14-16	.875	11	32	43	42.5	11	13	21	4	6	66	69.0
NEW ORLEANS	11-15-19	64-69	L	23-52	.442	8-19	.421	10-22	.455	10	26	36	40.3	26	16	23	6	12	64	67.3
at Southern Miss	11-19-19	53-59	L	21-53	.396	3-19	.158	8-11	.727	17	17	34	38.8	21	13	22	2	5	53	63.8
LOUISIANA TECH	11-23-19	76-53	W	26-62	.419	7-17	.412	17-26	.654	12	26	38	38.6	16	20	16	1	13	76	66.2
SAM HOUSTON ST.	11-26-19	75-69	W	26-61	.426	3-8	.375	20-32	.625	13	25	38	38.5	15	9	24	2	15	75	67.7
vs Alcorn State	11-29-19	73-55	W	30-58	.517	4-14	.286	9-17	.529	14	38	52	40.4	16	17	22	3	5	73	68.4
vs Pittsburgh	11-30-19	50-58	L	20-56	.357	2-14	.143	8-17	.471	11	21	32	39.4	20	8	16	3	8	50	66.1
at Texas Tech	12-04-19	48-84	L	22-62	.355	3-13	.231	1-3	.333	8	24	32	38.6	12	9	19	3	4	48	64.1
SOUTHEAST MISSOURI	12-14-19	53-70	L	18-45	.400	6-18	.333	11-18	.611	5	25	30	37.7	13	9	22	2	6	53	63.0
GEORGIA SOUTHERN	12-16-19	69-66	Wot	23-55	.418	8-19	.421	15-22	.682	10	32	42	38.1	20	15	19	8	5	69	63.5
LOUISIANA	12-20-19	42-53	L	14-49	.286	5-24	.208	9-16	.563	12	24	36	37.9	23	11	19	1	7	42	61.8
ALABAMA ST.	12-28-19	93-66	W	34-65	.523	12-20	.600	13-15	.867	8	24	32	37.5	17	24	11	7	13	93	64.2
GEORGIA	01-02-20	51-58	L	20-61	.328	6-20	.300	5-11	.455	13	23	36	37.4	17	10	13	1	11	51	63.2
at Texas A&M	01-06-20	35-79	L	14-51	.275	5-24	.208	2-3	.667	3	20	23	36.4	12	6	19	3	2	35	61.3
TENNESSEE	01-09-20	28-84	L	10-54	.185	2-12	.167	6-7	.857	5	18	23	35.6	14	6	16	4	4	28	59.2
at LSU	01-12-20	44-52	L	17-49	.347	5-18	.278	5-10	.500	8	22	30	35.2	19	8	11	2	5	44	58.4
MISSOURI	01-19-20	57-71	L	22-59	.373	8-21	.381	5-7	.714	9	17	26	34.7	20	16	11	2	7	57	58.3
Ole Miss		1049		394-1008	.391	96-307	.313	165-267	.618	186	439	625	34.7	312	230	323	57	136	1049	58.3
Opponents		1141		436-1093	.399	73-265	.275	196-290	.676	260	465	725	40.3	298	265	295	45	154	1141	63.4

Games played: 18
 Points/game: 58.3
 FG Pct: 39.1
 3FG Pct: 31.3
 FT Pct: 61.8

Rebounds/game: 34.7
 Assists/game: 12.8
 Turnovers/game: 17.9
 Assist/turnover ratio: 0.7
 Steals/game: 7.6
 Blocks/game: 3.2

COMPARISON GAME-BY-GAME

Opponent	1st	2nd	Score	Mar	Total FG	FG Pct	3-Pointers	3FG Pct	Free Throws	FT Pct	Rebounds	Assist	T/Over	Block	Steal	Fouls
MISSISSIPPI VALLEY	33/23	39/30	72-53	+19	30-67/18-52	.448/.346	5-18/5-15	.278/.333	7-14/12-22	.500/.545	42/38 +4	20/12	19/27	3/1	8/7	20/18
ULM	24/12	42/30	66-42	+24	24-49/18-56	.490/.321	4-9/3-15	.444/.200	14-16/3-6	.875/.500	43/23 +20	13/9	21/12	4/2	6/5	11/20
NEW ORLEANS	17/23	47/46	64-69	(5)	23-52/25-61	.442/.410	8-19/3-11	.421/.273	10-22/16-30	.455/.533	36/40 (4)	16/16	23/16	6/2	12/12	26/19
Southern Miss	22/31	31/28	53-59	(6)	21-53/22-48	.396/.458	3-19/3-12	.158/.250	8-11/12-16	.727/.750	34/27 +7	13/13	22/17	2/2	5/14	21/15
LOUISIANA TECH	33/25	43/28	76-53	+23	26-62/17-51	.419/.333	7-17/5-16	.412/.313	17-26/14-17	.654/.824	38/37 +1	20/13	16/29	1/2	13/5	16/21
SAM HOUSTON ST.	40/29	35/40	75-69	+6	26-61/27-62	.426/.435	3-8/5-17	.375/.294	20-32/10-16	.625/.625	38/38 -	9/9	24/31	2/2	15/15	15/29
Alcorn State	25/16	48/39	73-55	+18	30-58/22-71	.517/.310	4-14/5-17	.286/.294	9-17/6-11	.529/.545	52/32 +20	17/11	22/12	3/0	5/11	16/18
Pittsburgh	27/34	23/24	50-58	(8)	20-56/19-50	.357/.380	2-14/7-17	.143/.412	8-17/13-23	.471/.565	32/45 (13)	8/10	16/20	3/4	8/9	20/17
Texas Tech	23/46	25/38	48-84	(36)	22-62/36-76	.355/.474	3-13/4-16	.231/.250	1-3/8-13	.333/.615	32/50 (18)	9/19	19/11	3/5	4/11	12/11
SOUTHEAST MISSOURI	25/35	28/35	53-70	(17)	18-45/31-69	.400/.449	6-18/6-19	.333/.316	11-18/2-4	.611/.500	30/37 (7)	9/19	22/15	2/3	6/13	13/16
GEORGIA SOUTHERN	30/26	30/34	69-66	+3	23-55/23-74	.418/.311	8-19/4-20	.421/.200	15-22/16-20	.682/.800	42/44 (2)	15/17	19/12	8/4	5/9	20/19
LOUISIANA	20/30	22/23	42-53	(11)	14-49/16-53	.286/.302	5-24/1-10	.208/.100	9-16/20-24	.563/.833	36/40 (4)	11/9	19/13	1/0	7/9	23/18
ALABAMA ST.	33/25	60/41	93-66	+27	34-65/24-71	.523/.338	12-20/4-24	.600/.167	13-15/14-18	.867/.778	32/49 (17)	24/18	11/18	7/4	13/7	17/16
GEORGIA	28/27	23/31	51-58	(7)	20-61/23-57	.328/.404	6-20/2-8	.300/.250	5-11/10-15	.455/.667	36/40 (4)	10/15	13/13	1/4	11/5	17/13
Texas A&M	19/37	16/42	35-79	(44)	14-51/34-61	.275/.557	5-24/3-10	.208/.300	2-3/8-13	.667/.615	23/44 (21)	6/22	19/12	3/0	2/8	12/9
TENNESSEE	14/46	14/38	28-84	(56)	10-54/34-69	.185/.493	2-12/4-10	.167/.400	6-7/12-13	.857/.923	23/56 (33)	6/24	16/12	4/7	4/5	14/16
LSU	21/32	23/20	44-52	(8)	17-49/23-63	.347/.365	5-18/1-5	.278/.200	5-10/5-10	.500/.500	30/47 (17)	8/12	11/11	2/0	5/4	19/15
MISSOURI	26/33	31/38	57-71	(14)	22-59/24-49	.373/.490	8-21/8-23	.381/.348	5-7/15-19	.714/.789	26/38 (12)	16/17	11/14	2/3	7/5	20/8

Note: Game totals are displayed in the format TEAM/OPPONENT for each category

GAME-BY-GAME HIGHS

Opponent	Date	Score	Points	Rebounds	Assists	Steals	Blocked shots
MISSISSIPPI VALLEY	11-05-19	72-53	18-Smith, Taylor	9-Banks, Dominique	6-Reid, Mimi	3-Nesbitt, Valerie	2-Banks, Dominique
ULM	11-10-19	66-42	21-Cage, Deja	10-Kitchens, Iyanla	3-Reid, Mimi Smith, Taylor Cage, Deja	2-Alexander, Jayla Smith, Taylor	4-Banks, Dominique
NEW ORLEANS at Southern Miss	11-15-19 11-19-19	64-69 53-59	21-Alexander, Jayla 13-Banks, Dominique	11-Dumitrescu, Sarah 9-Dumitrescu, Sarah	6-Reid, Mimi 3-Cage, Deja Alexander, Jayla	4-Nesbitt, Valerie 2-Kitchens, Iyanla	3-Banks, Dominique 2-Banks, Dominique
LOUISIANA TECH	11-23-19	76-53	30-Cage, Deja	8-Banks, Dominique Dumitrescu, Sarah	8-Nesbitt, Valerie	8-Nesbitt, Valerie	1-Banks, Dominique
SAM HOUSTON ST.	11-26-19	75-69	21-Cage, Deja	5-Kitchens, Iyanla Smith, Taylor Dumitrescu, Sarah Cage, Deja	3-Reid, Mimi Nesbitt, Valerie	6-Nesbitt, Valerie	2-Banks, Dominique
vs Alcorn State	11-29-19	73-55	20-Nesbitt, Valerie	14-Banks, Dominique	5-Alexander, Jayla	3-Nesbitt, Valerie	3-Banks, Dominique
vs Pittsburgh	11-30-19	50-58	14-Nesbitt, Valerie	6-Nesbitt, Valerie	3-Cage, Deja	5-Nesbitt, Valerie	3-Banks, Dominique
at Texas Tech	12-04-19	48-84	12-Smith, Taylor	12-Banks, Dominique	3-Nesbitt, Valerie	2-Alexander, Jayla	3-Banks, Dominique
SOUTHEAST MISSOURI	12-14-19	53-70	15-Nesbitt, Valerie	6-Nesbitt, Valerie Banks, Dominique	5-Reid, Mimi	4-Nesbitt, Valerie	2-Banks, Dominique
GEORGIA SOUTHERN	12-16-19	69-66	16-Nesbitt, Valerie	6-Banks, Dominique Alexander, Jayla Kitchens, Iyanla	6-Nesbitt, Valerie	2-Nesbitt, Valerie	8-Banks, Dominique
LOUISIANA	12-20-19	42-53	11-Lewis, Torri	5-Alexander, Jayla Kitchens, Iyanla Banks, Dominique	4-Nesbitt, Valerie	2-Nesbitt, Valerie Cage, Deja Alexander, Jayla	1-Banks, Dominique
ALABAMA ST.	12-28-19	93-66	20-Cage, Deja	7-Nesbitt, Valerie Cage, Deja	10-Reid, Mimi	4-Nesbitt, Valerie Alexander, Jayla	4-Banks, Dominique
GEORGIA	01-02-20	51-58	15-Nesbitt, Valerie	5-Reid, Mimi Banks, Dominique	3-Reid, Mimi Alexander, Jayla	3-Kitchens, Iyanla Nesbitt, Valerie Banks, Dominique	1-Banks, Dominique
at Texas A&M	01-06-20	35-79	15-Cage, Deja	8-Cage, Deja	3-Reid, Mimi	2-Alexander, Jayla	3-Banks, Dominique
TENNESSEE	01-09-20	28-84	12-Banks, Dominique	7-Banks, Dominique	2-Reid, Mimi Cage, Deja Alexander, Jayla	1-Reid, Mimi Alexander, Jayla Parker, Bryn Berry, Jordan	3-Banks, Dominique
at LSU	01-12-20	44-52	20-Cage, Deja	8-Parker, Bryn	3-Reid, Mimi	2-Reid, Mimi	1-Banks, Dominique Lewis, Torri
MISSOURI	01-19-20	57-71	19-Cage, Deja	6-Banks, Dominique	8-Alexander, Jayla	2-Reid, Mimi	2-Parker, Bryn

SEASON/CAREER STATS

SEASON STATISTICS

CAREER STATISTICS

SUMMARY	gp-gs	min/g	fg%	3fg%	ft%	r/g	a/g	stl	blk	pts/g	gp-gs	min/g	fg%	3fg%	ft%	r/g	a/g	stl	blk	pts/g
Cage, Deja	18-16	26.1	.380	.351	.727	3.7	2.1	14	1	13.3	18-16	26.1	.380	.351	.727	3.7	2.1	14	1	13.3
Nesbitt, Valerie	15-11	24.3	.462	.227	.470	3.6	3.2	45	2	11.3	15-11	24.3	.462	.227	.470	3.6	3.2	45	2	11.3
Alexander, Jayla	18-7	30.5	.329	.338	.850	3.2	2.4	21	0	9.2	18-7	30.5	.329	.338	.850	3.2	2.4	21	0	9.2
Banks, Dominique	18-8	22.9	.436	.000	.545	6.8	0.3	13	46	6.7	18-8	22.9	.436	.000	.545	6.8	0.3	13	46	6.7
Lewis, Torri	15-8	21.5	.324	.313	1.000	1.5	0.7	5	2	5.1	97-24	18.3	.336	.336	.804	1.2	0.8	43	4	4.6
Smith, Taylor	18-7	19.8	.418	.231	.462	2.4	0.7	4	1	5.1	48-19	19.4	.400	.214	.462	2.3	0.6	28	2	3.5
Dumitrescu, Sarah	6-4	23.8	.344	.000	.556	7.3	1.0	2	0	4.5	6-4	23.8	.344	.000	.556	7.3	1.0	2	0	4.5
Reid, Mimi	18-16	30.4	.342	.227	.625	2.6	3.5	20	0	4.4	47-42	30.0	.378	.288	.661	3.0	4.0	40	3	5.1
Kitchens, Iyanla	18-12	18.5	.556	.000	.636	3.4	0.1	9	3	3.9	42-15	11.5	.525	.000	.651	2.3	0.0	12	8	2.2
Rankin, Tootie	1-0	17.0	.333	.000	.000	3.0	0.0	0	0	2.0	1-0	17.0	.333	.000	.000	3.0	0.0	0	0	2.0
Parker, Bryn	7-1	13.6	.300	.000	.000	2.4	0.3	2	2	0.9	7-1	13.6	.300	.000	.000	2.4	0.3	2	2	0.9
Berry, Jordan	1-0	13.0	.000	.000	.000	1.0	0.0	1	0	0.0	1-0	13.0	.000	.000	.000	1.0	0.0	1	0	0.0

SCORING	fg-fga	fg%	3fg-fga	3fg%	ft-fta	ft%	pts	pts/g	fg-fga	fg%	3fg-fga	3fg%	ft-fta	ft%	pts	pts/g
Cage, Deja	92-242	.380	40-114	.351	16-22	.727	240	13.3	92-242	.380	40-114	.351	16-22	.727	240	13.3
Nesbitt, Valerie	67-145	.462	5-22	.227	31-66	.470	170	11.3	67-145	.462	5-22	.227	31-66	.470	170	11.3
Alexander, Jayla	55-167	.329	22-65	.338	34-40	.850	166	9.2	55-167	.329	22-65	.338	34-40	.850	166	9.2
Banks, Dominique	48-110	.436	0-0	.000	24-44	.545	120	6.7	48-110	.436	0-0	.000	24-44	.545	120	6.7
Lewis, Torri	24-74	.324	21-67	.313	8-8	1.000	77	5.1	144-428	.336	124-369	.336	37-46	.804	449	4.6
Smith, Taylor	41-98	.418	3-13	.231	6-13	.462	91	5.1	74-185	.400	3-14	.214	18-39	.462	169	3.5
Dumitrescu, Sarah	11-32	.344	0-0	.000	5-9	.556	27	4.5	11-32	.344	0-0	.000	5-9	.556	27	4.5
Reid, Mimi	27-79	.342	5-22	.227	20-32	.625	79	4.4	76-201	.378	15-52	.288	74-112	.661	241	5.1
Kitchens, Iyanla	25-45	.556	0-1	.000	21-33	.636	71	3.9	32-61	.525	0-1	.000	28-43	.651	92	2.2
Rankin, Tootie	1-3	.333	0-0	.000	0-0	.000	2	2.0	1-3	.333	0-0	.000	0-0	.000	2	2.0
Parker, Bryn	3-10	.300	0-2	.000	0-0	.000	6	0.9	3-10	.300	0-2	.000	0-0	.000	6	0.9
Berry, Jordan	0-3	.000	0-1	.000	0-0	.000	0	0.0	0-3	.000	0-1	.000	0-0	.000	0	0.0

TOTALS	o-reb	d-reb	t-reb	pf	fo	ast	to	a/to	o-reb	d-reb	t-reb	pf	fo	ast	to	a/to
Cage, Deja	9	58	67	23	0	37	29	1.3	9	58	67	23	0	37	29	1.3
Nesbitt, Valerie	21	33	54	48	3	48	57	0.8	21	33	54	48	3	48	57	0.8
Alexander, Jayla	13	45	58	37	0	43	49	0.9	13	45	58	37	0	43	49	0.9
Banks, Dominique	40	82	122	50	1	5	26	0.2	40	82	122	50	1	5	26	0.2
Lewis, Torri	0	23	23	8	0	11	9	1.2	14	102	116	94	0	77	68	1.1
Smith, Taylor	14	30	44	20	0	13	35	0.4	49	60	109	63	1	31	70	0.4
Dumitrescu, Sarah	16	28	44	14	0	6	17	0.4	16	28	44	14	0	6	17	0.4
Reid, Mimi	5	41	46	41	3	63	51	1.2	23	117	140	114	5	189	142	1.3
Kitchens, Iyanla	27	34	61	60	4	2	33	0.1	41	56	97	102	4	2	44	0.0
Rankin, Tootie	2	1	3	2	0	0	0	0.0	2	1	3	2	0	0	0	0.0
Parker, Bryn	4	13	17	9	0	2	3	0.7	4	13	17	9	0	2	3	0.7
Berry, Jordan	0	1	1	0	0	0	1	0.0	0	1	1	0	0	0	1	0.0

THE LAST TIME

AN OLE MISS TEAM...

Scored 100+ points at home 103 vs. Alabama A&M (Dec. 29, 2015)
 Scored 100+ points on the road 110 vs. Delaware State (Nov. 18, 2017, Neutral)
 Scored 100+ points and lost Never Happened
 Scored 110+ points 110 vs. Delaware State (Nov. 18, 2017, Neutral)
 Won an overtime game 69-66 vs. Georgia Southern (Dec. 16, 2019)
 Lost an overtime game 72-70 at Mississippi State (Feb. 23, 2014)
 Won a double overtime game 78-75 vs. Florida (Jan. 7, 2018)
 Lost a double overtime game 64-57 at Hawai'i (Nov. 27, 2010)
 Played a triple overtime game W, 102-101 (3OT) at LSU (Feb. 7, 2010)
 Played a four-overtime game L, 81-86 vs. Arkansas State (Dec. 7, 2001)
 Won an NCAA Tournament game 90-82 vs. Oklahoma (Mar. 25, 2007)
 Won a WNIT game 63-48 vs. Georgia Tech (Mar. 22, 2015)
 Won an SEC Tournament game 48-43 vs. Florida (Dec. 28, 2018)
 Made 40+ field goals 43, vs. Delaware State (Nov. 18, 2017, Neutral)
 Made 50+ field goals 51 vs. Missouri-St. Louis (Jan. 10, 1983)
 Made 10+ three-point field goals 12, vs. Alabama State (Dec. 28, 2019)
 Had 20+ rebound margin 20, vs. Alcorn State (Nov. 29, 2019)
 Had 25+ rebound margin 34, vs. Savannah State (Dec. 8, 2018)
 Had 30+ rebound margin 34, vs. Savannah State (Dec. 8, 2018)
 Had 50+ rebounds 62, vs. Savannah State (Dec. 8, 2018)
 Had 60+ rebounds 62, vs. Savannah State (Dec. 8, 2018)
 Had 70+ rebounds 70 vs. Mississippi University for Women (Jan. 26, 1979)
 Had three players with 10+ rebounds Robertson (10), Lewis (10), Thomas (10) at Sam Houston State (Nov. 17, 2009)
 Attempted 30+ free throws 32, vs. Sam Houston State (Nov. 26, 2019)
 Attempted 35+ free throws 37, vs. Troy (Nov. 21, 2017)
 Attempted 40+ free throws 41 vs. Southeastern La. (Nov. 9, 2012)
 Attempted 45+ free throws 46 at Rice (Nov. 17, 2006)
 Attempted 50+ free throws 50 vs. Mississippi University for Women (Jan. 24, 1976)
 Made 25+ free throws 26, vs. Middle Tennessee (Nov. 29, 2017)
 Made 30+ free throws 34 at UAB (Nov. 12, 2006)
 Made 35+ free throws 36 vs. Mississippi University for Women (Jan. 24, 1976)
 Had 25+ assists 25 vs. La-Monroe (Dec. 10, 2016)
 Had 30+ assists 31, vs. Winston-Salem State (Dec. 20, 2009)
 Had 35+ assists 35, vs. Mississippi State (Feb. 16, 1985)
 Had 25+ turnovers 25, at Auburn (Feb. 25, 2018)
 Had 35+ turnovers 36 at No. 6 Kentucky (Feb. 2, 2012)
 Forced 25+ turnovers 30 vs. Sam Houston State (Nov. 26, 2019)
 Forced 30+ turnovers 30 vs. Sam Houston State (Nov. 26, 2019)
 Forced 35+ turnovers 40 vs. Mississippi Valley (Dec. 28, 2016)
 Forced 45+ turnovers 46 vs. Mississippi Valley State (Nov. 16, 2014)
 Had 15+ steals 15 vs. Sam Houston State (Nov. 26, 2019)
 Had 20+ steals 24 vs. Mississippi Valley (Dec. 28, 2016)
 Had 25+ steals 25 vs. Alabama (Mar. 1, 2007)
 Blocked 5+ shots 7, vs. Alabama State (Dec. 28, 2019)
 Blocked 10+ shots 13, at #14 Texas A&M (Feb. 8, 2018)
 Scored 50 points or less 44 at LSU (Jan. 12, 2020)
 Scored 40 points or less 28 vs. #23 Tennessee (Jan. 9, 2020)
 Scored 50 or fewer and won 48-43 vs. Florida (Feb. 28, 2018)
 Beat a ranked team 55-49 at No. 16 Kentucky (Jan. 13, 2019)
 Beat a ranked team on the road 55-49 at No. 16 Kentucky (Jan. 13, 2019)
 Kept every player on a team out of double figures vs. Mississippi Valley (Dec. 28, 2016)
 Had all five starters score in double figures vs. Louisiana (Dec. 12, 2018)
 Had five+ players score in double figures 6 vs. Alabama State (Dec. 28, 2019)
 Had no players score in double figures vs. No. 6 Tennessee (Feb. 12, 2015)
 Overcame a 10-point+ halftime deficit to win 12, vs. Middle Tennessee (Nov. 29, 2017)
 Overcame a 15-point+ halftime deficit to win 16 vs. Vanderbilt (Jan. 2, 2011)

AN OLE MISS PLAYER...

Scored 20+ points 20, Deja Cage, at LSU (Jan. 12, 2020)
 Scored 30+ points 30, Deja Cage vs. Louisiana Tech (Nov. 23, 2019)
 Scored 40+ points 42, Bianca Thomas vs. LSU (Jan. 17, 2010)
 Attempted 15+ field goals Deja Cage (18) vs. Missouri (Jan. 19, 2020)
 Attempted 20+ field goals 20, Deja Cage at LSU (Jan. 12, 2020)
 Attempted 25+ field goals 25, Madinah Muhammad vs. Arkansas State (Dec. 2, 2017)
 Recorded a double-double Mimi Reid (16 pts, 10 assists) vs. Alabama State (Dec. 28, 2019)
 Recorded a triple-double Kayla Melson, 11 pts., 11 rbs. & 11 ast. vs. SE La. (Nov. 13, 2009)
 Had 10+ assists 10, Mimi Reid, vs. Alabama State (Dec. 28, 2019)
 Had 15+ assists 15, Kim Bullard vs. Middle Tennessee (Dec. 21, 1985)
 Had 5+ blocks 8, Dominique Banks vs. Georgia Southern (Dec. 16, 2019)
 Had 8+ blocks 8, Dominique Banks vs. Georgia Southern (Dec. 16, 2019)
 Had 10+ blocks 10, Promise Taylor at #14 Texas A&M (Feb. 8, 2018)
 Had 5+ steals 5, Valerie Nesbitt vs. Pitt (Nov. 30, 2019)

Had 8+ steals 8, Valerie Nesbitt vs. Louisiana Tech (Nov. 23, 2019)
 Had 10+ steals 12, Armintie Price vs. Illinois (Dec. 2, 2006)
 Had 15+ rebounds 18, Bretta Hart vs. Western Kentucky (Dec. 2, 2015)
 Had 20+ rebounds 20, Armintie Price at Mississippi State (Jan. 26, 2006)
 Made 15+ field goals 17, Jennifer Gillom vs. Memphis (Dec. 10, 1985)
 Made 10+ free throws 10, Crystal Allen at Kentucky (Jan. 13, 2019)
 Made 15+ free throws 15, Tia Faleru at Kentucky (Feb. 13, 2014)
 Attempted 10+ free throws 10, Crystal Allen vs. Florida (March 6, 2019)
 Attempted 15+ free throws 15, Tia Faleru, at Missouri (Feb. 23, 2015)
 Attempted 20+ free throws 23, Tia Faleru at Kentucky (Feb. 13, 2014)
 Made 25 straight free throws 47, Crystal Allen, 2018-19 season
 Made 45 straight free throws 47, Crystal Allen, 2018-19 season
 Made 5+ three-pointers 5, Deja Cage vs. Louisiana Tech (Nov. 23, 2019)
 Made 8+ three-pointers 9, Crystal Allen vs. North Florida (Dec. 28, 2018)
 Made 10+ three-pointers 10, Torri Lewis vs. New Orleans (Dec. 14, 2015)
 Attempted 10+ three-pointers 10, Torri Lewis vs. Alabama State (Dec. 28, 2019)
 Attempted 15+ three-pointers 16, Crystal Allen at Vanderbilt (Jan. 24, 2019)
 Had 10+ offensive rebounds 11, Tia Faleru vs. Southern (Nov. 20, 2014)
 Had 10+ defensive rebounds 10, Shandricka Sessom vs. LSU (Jan. 10, 2019)
 Had 20+ points and 20+ rebounds Armintie Price, 22 points & 20 rebounds at Miss. State (Jan. 26, 2006)
 Had a double-double in two straight games Shandricka Sessom vs. Tulane (Dec. 16, 2015) & vs. McNeese State (Dec. 19, 2015)
 Had a double-double in three straight games Tia Faleru vs. Alabama A&M (Dec. 20, 2014) & vs. Southeastern La. (Dec. 29, 2014)
 Had a double-double in four straight games vs. Arkansas (Jan. 2, 2015)
 Had a double-double in five straight games Tia Faleru vs. Alabama A&M (Dec. 20, 2014) & vs. Southeastern La. (Dec. 29, 2014)
 Had a double-double in seven straight games vs. Arkansas (Jan. 2, 2015), at Kentucky (Jan. 4, 2015)
 Had 10+ double-doubles in a season 14 Tia Faleru, 2014-15 season
 Shot 100% from the floor (min. 5) Jhileiya Dunlap (7-7), vs. Texas A&M (Feb. 3, 2019)
 Played 40 minutes Mimi Reid at Texas Tech (Dec. 4, 2019)
 Played more than 40 minutes Alston (49), Muhammad (41) vs. Florida (Jan. 7, 2018)
 Fouled out Mimi Reid vs. Missouri (Jan. 19, 2020)

AN OLE MISS OPPONENT...

Scored 100+ points 100 (Feb. 23, 2017 at Missouri)
 Scored 100+ points in Oxford Never Happened
 Made 40+ field goals 42 (Jan. 16, 2003 at Georgia)
 Made 10+ three-pointers 12 (Jan. 6, 2019 vs. Arkansas)
 Had 50+ rebounds 56 (Jan. 9, 2020 vs. #23 Tennessee)
 Had 60+ rebounds 62 (Jan. 10, 2016 vs. Florida)
 Had 20+ rebounding margin 33 (Jan. 9, 2020 vs. #23 Tennessee)
 Had 25+ rebounding margin 33 (Jan. 9, 2020 vs. #23 Tennessee)
 Attempted 35+ free throws 35 (Feb. 2, 2018 vs. Vanderbilt)
 Made 30+ free throws 34 (Feb. 19, 2017 at Vanderbilt)
 Had 25+ turnovers 30 (Nov. 26, 2019 vs. Sam Houston State)
 Had 20+ steals 22 (Jan. 29, 2015 at LSU)
 Had 30+ assists 33 (Jan. 16, 2003 at Georgia)
 Scored 50 points or less 42 (Nov. 10, 2019, vs. ULM)
 Scored 40 points or less 30 (Dec. 28, 2016 vs. Mississippi Valley State)

AN OLE MISS OPPONENT'S PLAYER...

Scored 20+ points 20, Aijha Blackwell vs. Missouri (Jan. 19, 2020)
 Scored 30+ points 33, Chelsea Dungee at Arkansas (Feb. 24, 2019)
 Scored 40+ points 43, Nina Davis (Dec. 7, 2014 vs Baylor)
 Attempted 15+ field goals 16, Chennedy Carter at Texas A&M (Jan. 6, 2020)
 Attempted 25+ field goals 29, Brittany Brewer at Texas Tech (Dec. 4, 2019)
 Made 10+ field goals 11, Nikki Barber vs. Georgia Southern (Dec. 16, 2019)
 Made 8+ three-pointers 8, Chelsie Wiley (Dec. 20, 2008 at UCF)
 Made 10+ free throws 12, Chelsea Dungee at Arkansas (Feb. 24, 2019)
 Had 15+ rebounds 15, Alexis Tucker at Texas Tech (Dec. 4, 2019)
 Had 20+ rebounds 23, Martha Alwal (Feb. 24, 2014 at Mississippi State)
 Had 10+ assists 10, Amira Atwater vs. Georgia Southern (Dec. 16, 2019)
 Had 8+ steals 8, Maurita Reid (Dec. 15, 2007 at Miami)
 Had 5+ blocks 6, Tamari Key, 5, vs. #23 Tennessee (Jan. 9, 2020)
 Had a double-double Ayana Mitchell at LSU (Jan. 12, 2020)
 Had a triple-double Sabrina Ionescu, 21 points, 14 assists, 11 rebounds (Dec. 17, 2017, at #9 Oregon)

GAME HIGHS/LOWS

OLE MISS SEASON HIGHS

Category	Stat	Game
Points	93	vs. Alabama State (12-28-19)
Field Goals Made	34	vs. Alabama State (12-28-19)
Field Goal Attempts	67	vs. Mississippi Valley State (11-05-19)
Field Goal Percentage	.523 (34-65)	vs. Alabama State (12-28-19)
3 Pt Field Goals Made	12	vs. Alabama State (12-28-19)
3 Pt Fg Attempts	24	2x, last at Texas A&M (01-06-20)
3 Pt Fg Percentage	.600 (12-20)	vs. Alabama State (12-28-19)
Free Throws Made	17	vs. Louisiana Tech (11-23-19)
Free Throw Attempts	26	vs. Louisiana Tech (11-23-19)
Free Throw Percentage	.875 (14-16)	vs. ULM (11-10-19)
Rebounds	52	vs. Alcorn State (11-29-19)
Assists	24	vs. Alabama State (12-28-19)
Steals	13	vs. Louisiana Tech (11-23-19)
Blocked Shots	8	vs. Georgia Southern (12-16-19)
Turnovers	23	vs. New Orleans (11-15-19)
Fouls	26	vs. New Orleans (11-15-19)

OLE MISS SEASON LOWS

Category	Stat	Game
Points	28	vs. #23 Tennessee (01-09-20)
Field Goals Made	10	vs. #23 Tennessee (01-09-20)
Field Goal Attempts	45	vs. SEMO (12-14-19)
Field Goal Percentage	.185 (10-54)	vs. #23 Tennessee (01-09-20)
3 Pt Field Goals Made	2	2x, last vs. #23 Tennessee (01-09-20)
3 Pt Fg Attempts	9	vs. ULM (11-10-19)
3 Pt Fg Percentage	.143 (2-14)	vs. Pitt (11-30-19)
Free Throws Made	1	at Texas Tech (12-04-19)
Free Throw Attempts	3	2x, last at Texas A&M (01-06-20)
Free Throw Percentage	.333 (1-3)	at Texas Tech (12-04-19)
Rebounds	23	vs. #23 Tennessee (01-09-20)
Assists	6	2x, last vs. #23 Tennessee (01-09-20)
Steals	2	at Texas A&M (01-06-20)
Blocked Shots	1	3x, last vs. Georgia (01-02-20)
Turnovers	11	4x, vs. Missouri (01-19-20)
Fouls	11	vs. ULM (11-10-19)

OPPONENT SEASON HIGHS

Category	Stat	Game
Points	84	2x, last vs. #23 Tennessee (01-09-20)
Field Goals Made	36	at Texas Tech (12-04-19)
Field Goal Attempts	76	at Texas Tech (12-04-19)
Field Goal Percentage	.557 (34-61)	at Texas A&M (01-06-20)
3 Pt Field Goals Made	8	vs. Missouri (01-19-20)
3 Pt Fg Attempts	24	vs. Alabama State (12-28-19)
3 Pt Fg Percentage	.412 (7-17)	vs. Pitt (11-30-19)
Free Throws Made	20	vs. Louisiana (12-20-19)
Free Throw Attempts	30	vs. New Orleans (11-15-19)
Free Throw Percentage	.923 (12-13)	vs. #23 Tennessee (01-09-20)
Rebounds	56	vs. #23 Tennessee (01-09-20)
Assists	24	vs. #23 Tennessee (01-09-20)
Steals	14	at Southern Miss (11-19-19)
Blocked Shots	7	vs. #23 Tennessee (01-09-20)
Turnovers	29	vs. Louisiana Tech (11-23-19)
Fouls	21	vs. Louisiana Tech (11-23-19)

OPPONENT SEASON LOWS

Category	Stat	Game
Points	42	vs. ULM (11-10-19)
Field Goals Made	16	vs. Louisiana (12-20-19)
Field Goal Attempts	48	at Southern Miss (11-19-19)
Field Goal Percentage	.302 (16-53)	vs. Louisiana (12-20-19)
3 Pt Field Goals Made	1	2x, last at LSU (01-12-20)
3 Pt Fg Attempts	5	at LSU (01-12-20)
3 Pt Fg Percentage	.100 (1-10)	vs. Louisiana (12-20-19)
Free Throws Made	2	vs. SEMO (12-14-19)
Free Throw Attempts	4	vs. SEMO (12-14-19)
Free Throw Percentage	.500 (5-10)	3x, last at LSU (01-12-20)
Rebounds	23	vs. ULM (11-10-19)
Assists	9	3x, last vs. Louisiana (12-20-19)
Steals	5	4x, last vs. #23 Tennessee (01-09-20)
Blocked Shots	0	3x, last at Texas A&M (01-06-20)
Turnovers	11	2x, last at LSU (01-12-20)
Fouls	8	vs. Missouri (01-19-20)

OLE MISS INDIVIDUAL HIGHS

Category	Stat	Game
Points	30	Deja Cage vs. Louisiana Tech (11-23-19)
Field Goals Made	10	Deja Cage vs. Louisiana Tech (11-23-19)
Field Goal Att.	20	Deja Cage at LSU (01-12-20)
Fg Pct (Min 5 Made)	.750 (6-8)	Taylor Smith vs. Alcorn State (11-29-19)
3-Point Fg Made	5	2x, last Deja Cage vs. Louisiana Tech (11-23-19)
3-Point Fg Att.	10	3x, last Deja Cage at Texas A&M (01-06-20)
3-Pt Fg Pct (Min 2 Made)	1.000 (4-4)	Deja Cage vs. Alabama State (12-28-19)
Free Throws Made	7	Deja Cage vs. Sam Houston State (11-26-19)
Free Throw Att.	9	Valerie Nesbitt vs. Sam Houston State (11-26-19)
Ft Pct (Min 3 Made)	1.00 (5-5)	3x, last Mimi Reid vs. Alabama State (12-28-19)
Rebounds	14	Dominique Banks vs. Alcorn State (11-29-19)
Assists	10	Mimi Reid vs. Alabama State (12-28-19)
Steals	8	Valerie Nesbitt vs. Louisiana Tech (11-23-19)
Blocked Shots	8	Dominique Banks vs. Georgia Southern (12-16-19)
Turnovers	8	2x, last Valerie Nesbitt vs. SEMO (12-14-19)
Fouls	5	11x
Minutes	40	Mimi Reid at Texas Tech (12-04-19)

OPPONENT INDIVIDUAL HIGHS

Category	Stat	Game
Points	26	Nikki McDonald vs. Georgia Southern (12-16-19)
Field Goals Made	11	2x, last Nikki McDonald vs. Georgia Southern (12-16-19)
Field Goal Att.	29	Brittany Brewer at Texas Tech (12-04-19)
Fg Pct (Min 5 Made)	.857 (6-7)	Ayana Mitchell at LSU (01-12-20)
3-Point Fg Made	4	2x, last Carrie Shephard vs. SEMO (12-14-19)
3-Point Fg Att.	8	3x, last Tatum Barber vs. Georgia Southern (12-16-19)
3-Pt Fg Pct (Min 2 Made)	1.000 (3-3)	3x, last Jessie Rennie vs. #23 Tennessee (01-09-20)
Free Throws Made	6	4x
Free Throw Att.	10	Vaquela Pimpton vs. New Orleans (11-15-19)
Ft Pct (Min 3 Made)	1.000	14x
Rebounds	15	Alexis Tucker at Texas Tech (12-04-19)
Assists	10	Amira Atwater vs. Georgia Southern (12-16-19)
Steals	6	Carrie Shephard vs. SEMO (12-14-19)
Blocked Shots	6	Tamari Key vs. #23 Tennessee (01-09-20)
Turnovers	9	Ayonna Cotten vs. Mississippi Valley State (11-05-19)
Fouls	5	4x
Minutes	42	Amira Atwater vs. Georgia Southern (12-16-19)



BOX SCORES

GAME ONE • vs. MISSISSIPPI VALLEY STATE (W, 72-53)

Mississippi Valley vs Ole Miss
11-05-19 6 PM at Oxford, Miss. (The Pavilion at Ole Miss)

Mississippi Valley 53 • 0-1

Table with columns: #, Player, FG-FGA, 3-Pr, FT-FTA, Rebounds, PF, TP, A, TO, Blk, Stl, Min. Rows include players like Thigpen, Shelli, Smith, Erin, etc.

Ole Miss 72 • 1-0

Table with columns: #, Player, FG-FGA, 3-Pr, FT-FTA, Rebounds, PF, TP, A, TO, Blk, Stl, Min. Rows include players like Reid, Mimi, Nesbitt, Valerie, etc.

Officials: Pualani Spurlock, Missy Brooks, Natasha Camy
Technical fouls: Mississippi Valley-None, Ole Miss-None.

Score by periods table and points in paint, turnover, 2nd chance, fast break, bench statistics.

GAME TWO • vs. ULM (W, 66-42)

ULM vs Ole Miss
11-10-19 2 PM at Oxford, Miss. (The Pavilion at Ole Miss)

ULM 42 • 0-1

Table with columns: #, Player, FG-FGA, 3-Pr, FT-FTA, Rebounds, PF, TP, A, TO, Blk, Stl, Min. Rows include players like Goins, Whitney, Brooks, Diamond, etc.

Ole Miss 66 • 2-0

Table with columns: #, Player, FG-FGA, 3-Pr, FT-FTA, Rebounds, PF, TP, A, TO, Blk, Stl, Min. Rows include players like Banks, Dominique, Reid, Mimi, etc.

Officials: Joseph Vaszily, Katie Lukianich, Stephanie Barksdale
Technical fouls: ULM-None, Ole Miss-None.

Score by periods table and points in paint, turnover, 2nd chance, fast break, bench statistics.

GAME THREE • vs. NEW ORLEANS (L, 69-64)

New Orleans vs Ole Miss
11-15-19 3 PM at Oxford, Miss. (The Pavilion at Ole Miss)

New Orleans 69 • 2-2

Table with columns: #, Player, FG-FGA, 3-Pr, FT-FTA, Rebounds, PF, TP, A, TO, Blk, Stl, Min. Rows include players like Rehema Franklin, Vaqueia Pimpton, etc.

Ole Miss 64 • 2-1

Table with columns: #, Player, FG-FGA, 3-Pr, FT-FTA, Rebounds, PF, TP, A, TO, Blk, Stl, Min. Rows include players like Dumitrescu, Sarah, Nesbitt, Valerie, etc.

Officials: Denise Brooks, Amy Bonner, Blanca Burns
Technical fouls: New Orleans-Rehema Franklin, Ole Miss-Nesbitt, Valerie.

Score by periods table and points in paint, turnover, 2nd chance, fast break, bench statistics.

GAME FOUR • at SOUTHERN MISS (L, 59-53)

Ole Miss vs Southern Miss
11-19-19 6 PM at Hattiesburg, Miss.

Ole Miss 53 • 2-2

Table with columns: #, Player, FG-FGA, 3-Pr, FT-FTA, Rebounds, PF, TP, A, TO, Blk, Stl, Min. Rows include players like Kitchens, Iyanla, Dumitrescu, Sarah, etc.

Southern Miss 59 • 1-1

Table with columns: #, Player, FG-FGA, 3-Pr, FT-FTA, Rebounds, PF, TP, A, TO, Blk, Stl, Min. Rows include players like Respect Leaphart, Amber Landing, etc.

Officials: Michael McConnell, Eric Koch, Metta Christensen
Technical fouls: Ole Miss-None, Southern Miss-None.

Score by periods table and points in paint, turnover, 2nd chance, fast break, bench statistics.

GAME 21 • vs. SOUTH CAROLINA • JAN. 30

GAME 22 • vs. ALABAMA • FEB. 2

GAME 23 • at VANDERBILT • FEB. 9

GAME 24 • at FLORIDA • FEB. 13

1 sarah DUMITRESCU

Bucharest, Romania • IMG Academy

Freshman • Guard • 6-0

NOTES

2019-20 (Freshman)

- Will miss remainder of 2019-20 season due to torn ACL suffered vs. Sam Houston St. on Nov. 26
- Started four games, playing in six
- Made first career start vs. New Orleans, leading Ole Miss with a career-high 11 rebounds
- Averaged 4.5 points and 7.3 rebounds in 23.8 minutes per game

- Team Captain at IMG Academy her junior year
- 25 PPG at Pro Basketball Academy in 2014-15
- 2015 Team MVP, 16U Romanian National Team
- Member of 2017 U18 FIBA team for Romania; averaged eight points per game.

PERSONAL

- Dual citizen of both Romania and the United States

HIGH SCHOOL

- Played at IMG Academy in Bradenton, Florida
- Four-star prospect by Prospect Nation (No. 49 overall), three-star by ESPN
- Ranked No. 23 in her position by ESPN
- Team MVP 2018-19

SEASON GAME-BY-GAME

Opponent	Date	gs	min	Total		3-Pointers		Free throws		Rebounds				pf	a	t/o	blk	stl	pts	avg
				fg-fga	pct	3fg-fga	pct	ft-fa	pct	off	def	tot	avg							
MISSISSIPPI VALLEY	11-05-19	23	2-9	222	0-0	.000	2-2	1.000	2	5	7	7.0	0	2	3	0	1	6	6.0	
ULM	11-10-19	25	2-5	400	0-0	.000	0-0	.000	3	1	4	5.5	3	1	2	0	0	4	5.0	
NEW ORLEANS	11-15-19	* 30	2-6	333	0-0	.000	0-2	.000	1	10	11	7.3	4	2	4	0	0	4	4.7	
at Southern Miss	11-19-19	* 33	2-5	400	0-0	.000	0-0	.000	6	3	9	7.8	3	1	4	0	0	4	4.5	
LOUISIANA TECH	11-23-19	* 25	3-6	500	0-0	.000	3-5	.600	3	5	8	7.8	4	0	4	0	1	9	5.4	
SAM HOUSTON ST.	11-26-19	* 7	0-1	.000	0-0	.000	0-0	.000	1	4	5	7.3	0	0	0	0	0	0	4.5	
LOUISIANA	12-20-19	dnp	-	-	-	-	-	-	-	-	-	-	-	-	-	-	-	-	-	
GEORGIA	01-02-20	dnp	-	-	-	-	-	-	-	-	-	-	-	-	-	-	-	-	-	
TENNESSEE	01-09-20	dnp	-	-	-	-	-	-	-	-	-	-	-	-	-	-	-	-	-	
MISSOURI	01-19-20	dnp	-	-	-	-	-	-	-	-	-	-	-	-	-	-	-	-	-	
Totals		4	143	11-32	.344	0-0	.000	5-9	.556	16	28	44	7.3	14	6	17	0	2	27	4.5

Games played: 6
 Minutes/game: 23.8
 Points/game: 4.5
 FG Pct: 34.4
 FT Pct: 55.6

Rebounds/game: 7.3
 Assists/game: 1.0
 Turnovers/game: 2.8
 Assist/turnover ratio: 0.4
 Steals/game: 0.3

THE DUMITRESCU FILE

BIRTHDAY	SEPT. 11, 2000
MAJOR	FRESHMAN STUDIES
PARENTS	ANAMARIA REGHECAMPF & TIBI DUMITRESCU
OTHER REBELS TO WEAR #1	

Bree Glover	2017-18
Shae Nelson	2010

CAREER HIGHS

Points: 9, vs. Louisiana Tech (11/23/19)
 Rebounds: 11, vs. New Orleans (11/15/19)
 Assists: 2, 2x, last vs. New Orleans (11/15/19)
 Steals: 1, 2x, last vs. Louisiana Tech (11/23/19)
 Blocks: --
 Field Goals: 3, vs. Louisiana Tech (11/23/19)
 Free Throws: 3, vs. Louisiana Tech (11/23/19)
 Three Pointers: --

SEASON HIGHS

Points: 9, vs. Louisiana Tech (11/23/19)
 Rebounds: 11, vs. New Orleans (11/15/19)
 Assists: 2, 2x, last vs. New Orleans (11/15/19)
 Steals: 1, 2x, last vs. Louisiana Tech (11/23/19)
 Blocks: --
 Field Goals: 3, vs. Louisiana Tech (11/23/19)
 Free Throws: 3, vs. Louisiana Tech (11/23/19)
 Three Pointers: --

SEASON SUPERLATIVES

Double-Figure Points: --
 Double-Figure Rebounds: 1
 Double-Doubles: --
 5+ Rebounds: 4
 5+Assists: --
 Led Team in Points: --
 Led Team in Rebounds: 4
 Led Team in Assists: --

CAREER STATS

Season	gp-gs	min/avg	Total		3-Point		F-Throws		Rebounds				Scoring							
			fg-fga	pct	fg-fga	pct	ft-fa	pct	off	def	tot	avg	pf	fo	ast	to	blk	stl	pts	avg
2019-20	6-4	143/23.8	11-32	.344	0-0	.000	5-9	.556	16	28	44	7.3	14	0	6	17	0	2	27	4.5
TOTAL	6-4	143/23.8	11-32	.344	0-0	.000	5-9	.556	16	28	44	7.3	14	0	6	17	0	2	27	4.5

2 mimi REID

Bronx, N.Y. • The Patrick School

Redshirt Sophomore • Guard • 5-8

Ole Miss



NOTES

2019-20 (Sophomore)

- Leads team in assists (3.6), 2nd in minutes (30.4)
- Career high in scoring (16) and first double-double of the season vs. Alabama State

2018-19 (Redshirt Freshman)

- Played in 29 of 31 games
- Tied for team lead in starts (26)
- 2x SEC Freshman of the Week
- Led all SEC freshmen in assists (4.3/game)

2017-18 (Freshman)

- Redshirted after suffering a season-ending Achilles injury in the preseason.

HIGH SCHOOL

- Played prep at The Patrick School in NJ
- Led team to state finals vs. #1 Rutgers Prep
- Averaged 10.4 points, 4.8 rebounds and 3.7 assists per game as a senior
- NY Daily News All-Brooklyn all-star team
- Two-time first team all-state and all-metro
- Four-star prospect, No. 49 ranking from Prospects Nation and ranks as the No. 11 point guard in her class.

PERSONAL

- Full name is Milicia Reid
- Sister, Milan Germany, played basketball at Marshall
- Member of the JellyFam crew out of NYC and is the only girl on the crew, referred to as the "First Lady of Jelly"

THE REID FILE

BIRTHDAY	OCT. 24, 1999
MAJOR	CRIMINAL JUSTICE
PARENTS	ALICIA BROWN & LENNELL REID
OTHER REBELS TO WEAR #2	

Tenisha Gist	2001-04
Marlee Hatcher	2018
Lindsay Roy	2004-08
Jonell Williams	2015

CAREER HIGHS

Points: 16, vs. Alabama State (12/28/19)
Rebounds: 11, vs. Western Michigan (11/18/18)
Assists: 11, vs. Louisiana (12/12/18)
Steals: 3, vs. New Orleans (11/15/19)
Blocks: 1, 3x, last at Kentucky (01/13/19)
Field Goals: 5, vs. Alabama State (12/28/19)
Free Throws: 6, vs. Florida (03/06/19)
Three Pointers: 1, 15x

SEASON HIGHS

Points: 16, vs. Alabama State (12/28/19)
Rebounds: 6, at Texas Tech (12/04/19)
Assists: 10, vs. Alabama State (12/28/19)
Steals: 3, vs. New Orleans (11/15/19)
Blocks: --
Field Goals: 5, vs. Alabama State (12/28/19)
Free Throws: 5, vs. Alabama State (12/28/19)
Three Pointers: 1, 5x

SEASON SUPERLATIVES

Double-Figure Points: 1
Double-Figure Rebounds: --
Double-Doubles: 1
5+ Rebounds: 2
5+ Assists: 5
Led Team in Points: --
Led Team in Rebounds: 1
Led Team in Assists: 10

SEASON GAME-BY-GAME

Opponent	Date	gs	min	Total		3-Pointers		Free throws		Rebounds							pts	avg			
				fg-fga	pct	3fg-fga	pct	ft-fta	pct	off	def	tot	avg	pf	a	t/o			blk	stl	
MISSISSIPPI VALLEY	11-05-19	*	25	1-4	.250	0-1	.000	0-0	.000	0	3	3	3.0	3	6	3	0	1	2	2.0	
ULM	11-10-19	*	25	0-3	.000	0-1	.000	0-0	.000	0	2	2	2.5	1	3	3	0	1	0	1.0	
NEW ORLEANS	11-15-19	23	2-4	.500	0-0	.000	2-2	1.000	1	0	1	2.0	5	6	4	0	3	6	2.7		
at Southern Miss	11-19-19	*	27	2-5	.400	1-2	.500	0-1	.000	1	2	3	2.3	1	1	3	0	0	5	3.3	
LOUISIANA TECH	11-23-19	*	29	3-4	.750	1-2	.500	0-2	.000	0	2	2	2.2	1	3	3	0	1	7	4.0	
SAM HOUSTON ST.	11-26-19	*	34	3-8	.375	0-1	.000	2-4	.500	0	2	2	2.2	3	3	5	0	3	8	4.7	
vs Alcorn State	11-29-19	*	34	2-4	.500	1-1	1.000	0-0	.000	0	4	4	2.4	0	3	2	0	1	5	4.7	
vs Pittsburgh	11-30-19	*	34	1-4	.250	0-1	.000	0-0	.000	0	0	0	2.1	4	1	1	0	1	2	4.4	
at Texas Tech	12-04-19	*	40	1-10	.100	1-5	.200	0-0	.000	0	6	6	2.6	0	1	6	0	0	3	4.2	
SOUTHEAST MISSOURI	12-14-19	*	36	1-3	.333	0-1	.000	1-2	.500	0	1	1	2.4	2	5	4	0	1	3	4.1	
GEORGIA SOUTHERN	12-16-19	*	39	2-7	.286	0-2	.000	3-6	.500	1	2	3	2.5	2	5	4	0	1	7	4.4	
LOUISIANA	12-20-19	*	29	0-1	.000	0-1	.000	3-4	.750	0	3	3	2.5	2	3	2	0	1	3	4.3	
ALABAMA ST.	12-28-19	*	32	5-7	.714	1-1	1.000	5-5	1.000	0	3	3	2.5	4	10	0	0	0	16	5.2	
GEORGIA	01-02-20	*	31	1-4	.250	0-0	.000	1-2	.500	1	4	5	2.7	5	3	4	0	1	3	5.0	
at Texas A&M	01-06-20	30	0-1	.000	0-1	.000	1-2	.500	0	1	1	2.6	1	3	2	0	0	1	4.7		
TENNESSEE	01-09-20	*	19	0-0	.000	0-0	.000	0-0	.000	0	1	1	2.5	0	2	1	0	1	0	4.4	
at LSU	01-12-20	*	34	0-1	.000	0-1	.000	0-0	.000	0	4	4	2.6	2	3	3	0	2	0	4.2	
MISSOURI	01-19-20	*	27	3-9	.333	0-1	.000	2-2	1.000	1	1	2	2.6	5	2	1	0	2	8	4.4	
Totals			16	548	27-79	.342	5-22	.227	20-32	.625	5	41	46	2.6	41	63	51	0	20	79	4.4

Games played: 18
Minutes/game: 30.4
Points/game: 4.4
FG Pct: 34.2
3FG Pct: 22.7
FT Pct: 62.5

Rebounds/game: 2.6
Assists/game: 3.5
Turnovers/game: 2.8
Assist/turnover ratio: 1.2
Steals/game: 1.1

CAREER STATS

Season	gp-gs	min/avg	Total		3-Point		F-Throws		Rebounds					Scoring						
			fg-fga	pct	fg-fga	pct	ft-fta	pct	off	def	tot	avg	pf	fo	ast	to	blk	stl	pts	avg
2019-20	1-0	17/17.0	1-3	.333	0-0	.000	0-0	.000	2	1	3	3.0	2	0	0	0	0	0	2	2.0
TOTAL	1-0	17/17.0	1-3	.333	0-0	.000	0-0	.000	2	1	3	3.0	2	0	0	0	0	0	2	2.0

Reid Mimi

33

17 NCAA TOURNAMENTS • 10 SWEET SIXTEENS • 5 ELITE EIGHTS

3

donnetta JOHNSON

Queens, N.Y. • Baldwin • Georgia

Sophomore • Guard • 5-11



NOTES

2019-20 (Sophomore)

- Will sit out due to NCAA transfer rules

2018-19 (Freshman; at Georgia)

- Played in 27 games, started eight
- SEC Freshman of the Week following win against No. 13 Tennessee
- Career-high 11 points vs. Mercer

HIGH SCHOOL

- Prepped at Baldwin High School in Queens, New York; Attended Holderness School in New Hampshire during her freshman and sophomore seasons
- ESPN three-star prospect, No. 28 overall guard
- Prospects Nation ELITE 60 Team
- Led Baldwin to two AA Long Island state titles; 29-1 record her senior year
- First-Team All-State senior year
- Two-time First-Team All-Region
- Also played softball and soccer while at Holderness School her ninth and 10th grade years

SEASON GAME-BY-GAME

THE JOHNSON FILE	
BIRTHDAY	MARCH 3, 2000
MAJOR	THEATER ARTS
PARENTS	SONIA MCALISTER

OTHER REBELS TO WEAR #3	
Ashley Awkward	2003-07
Takela Corbitt	1999-01
Jhileiya Dunlap	2019
A'Queen Hayes	2014-16
Dorianne Johnson	1995-96
Valencia McFarland	2010-14
LaKendra Phillips	2008-10

CAREER HIGHS

Points: 11, vs. Mercer (11/28/18)
 Rebounds: 5, 3x, last vs. Texas A&M (01/20/19)
 Assists: 2, 2x, last vs. LSU (01/03/19)
 Steals: 3, vs. Texas A&M (01/20/19)
 Blocks: 2, vs. Georgia Southern (12/21/18)
 Field Goals: 5, vs. Mercer (11/28/18)
 Free Throws: 1, vs. Kentucky (03/03/19)
 Three Pointers: 1, vs. Kentucky (03/03/19)

SEASON HIGHS

Points: --
 Rebounds: --
 Assists: --
 Steals: --
 Blocks: --
 Field Goals: --
 Free Throws: --
 Three Pointers: --

SEASON SUPERLATIVES

Double-Figure Points: --
 Double-Figure Rebounds: --
 Double-Doubles: --
 5+ Rebounds: --
 5+ Assists: --
 Led Team in Points: --
 Led Team in Rebounds: --
 Led Team in Assists: --

CAREER STATS

Year	GP-GS	Min/Avg	TOTAL		3-POINT		FREE THROWS		REBOUNDS			PF-FO	Ast	TO	Blk	Stl	Pts/Avg
			FG-FGA	Pct	FG-FGA	Pct	FT-FTA	Pct	Off-Def	Tot	Avg						
2018-19	27-8	302/11.2	33-102	.324	10-33	.303	6-14	.429	19-36	55	2.0	31-0	8	40	4	12	82/3.0
Totals	27-8	302/11.2	33-102	.324	10-33	.303	6-14	.429	19-36	55	2.0	31-0	8	40	4	12	82/3.0



11 tootie RANKIN

Waynesboro, Miss. • Wayne County • Southwest Mississippi CC

Junior • Guard • 5-7



NOTES

2019-20 (Junior)

- Joined on Jan. 17 after serving as a manager
- Recorded 2 points and 3 rebounds in Ole Miss debut vs. Mizzou (1/19/20)

2018-19 (Sophomore; at SWMCC)

- Played in 23 games
- Third on the team with 8.3 PPG
- 4.5 rebounds per game

2017-18 (Freshman; at SWMCC)

- Played in 25 games
- 2.5 PPG

HIGH SCHOOL

- Averaged 10 points, three assists and four rebounds per game as a senior.

PERSONAL

- Full first name is Rashondra, goes by Tootie
- Member of Bear Trackers, Student Government Association, Phi Theta Kappa, Student Athlete Advisory Committee, and volunteered her time to become a Chemistry tutor in the Student Success Center while at Southwest
- 4.0 GPA throughout Southwest career
- Awarded the Lyceum Scholar Award from Ole Miss, given to 15 transfer students from across the country who must be excellent leaders who excel both in and out of the classroom
- Recipient of Ole Miss Phi Theta Kappa Transfer Scholarship and is one of 32 students on the Chancellor's Leadership Class.

SEASON GAME-BY-GAME

Opponent	Date	gs	min	Total		3-Pointers		Free throws		Rebounds				pf	a	t/o	blk	stl	pts	avg
				fg-fga	pct	3fg-fga	pct	ft-fa	pct	off	def	tot	avg							
MISSOURI	01-19-20	17		1-3	.333	0-0	.000	0-0	.000	2	1	3	3.0	2	0	0	0	0	2	2.0
Totals		0	17	1-3	.333	0-0	.000	0-0	.000	2	1	3	3.0	2	0	0	0	0	2	2.0

Games played: 1
 Minutes/game: 17.0
 Points/game: 2.0
 FG Pct: 33.3

Rebounds/game: 3.0

THE RANKIN FILE

BIRTHDAY	JULY 20, 1999
MAJOR	BIOCHEMISTRY
PARENTS	RENEE RANKIN & ANDREW MCLAUGHLIN
OTHER REBELS TO WEAR #11	

Chassidy Bell	1993, 1995
Shantelle Black	2007-08-09-10
Carletta Brown	2002-03-04-05
Daney Dees	1975
Pam Gray	1976
Teresa Hayman	1984-85-86-87
Kenyotta Jenkins	2011-12-13-14
Shequila Joseph	2014-15-16-17
Sherry King	1982-83
Carol Ross	1978-79-80-81
Melinda White	1995

CAREER HIGHS

Points: 2, vs. Mizzou (1/19/2020)
 Rebounds: 3, vs. Mizzou (1/19/2020)
 Assists: --
 Steals: --
 Blocks: --
 Field Goals: 2, vs. Mizzou (1/19/2020)
 Free Throws: --
 Three Pointers: --

SEASON HIGHS

Points: 2, vs. Mizzou (1/19/2020)
 Rebounds: 3, vs. Mizzou (1/19/2020)
 Assists: --
 Steals: --
 Blocks: --
 Field Goals: 1, vs. Mizzou (1/19/2020)
 Free Throws: --
 Three Pointers: --

SEASON SUPERLATIVES

Double-Figure Points: --
 Double-Figure Rebounds: --
 Double-Doubles: --
 5+ Rebounds: --
 5+Assists: --
 Led Team in Points: --
 Led Team in Rebounds: --
 Led Team in Assists: --

CAREER STATS

Season	gp-gs	min/avg	Total		3-Point		F-Throws		Rebounds				Scoring							
			fg-fga	pct	fg-fga	pct	ft-fa	pct	off	def	tot	avg	pf	fo	ast	to	blk	stl	pts	avg
2019-20	1-0	17/17.0	1-3	.333	0-0	.000	0-0	.000	2	1	3	3.0	2	0	0	0	0	0	2	2.0
TOTAL	1-0	17/17.0	1-3	.333	0-0	.000	0-0	.000	2	1	3	3.0	2	0	0	0	0	0	2	2.0

12

jordan BERRY

New Orleans, La. • Mount Carmel Academy

Freshman • Guard • 5-7

Ole Miss

NOTES

2019-20 (Freshman)

• Played in first career game vs. Tennessee on Jan. 9

HIGH SCHOOL

- On four state tournament teams at Mount Carmel Academy, including district and state championship titles in 2016 and a state runner-up finish in 2019
- 2019 Second-Team All-State
- Three-time First-Team All-District
- First-Team All-Metro in 2019
- 2019: 17.0 PPG, 5.0 RPG, 3.7 APG, 3.4 SPG, .470 FG, .346 3PT, .800 FT
- 1,502 points, 434 rebounds, 350 assists and 290 steals in her career

- 2019 winner of the Horizon Award for citizenship, leadership, academic excellence and community service
- Also a two-year varsity letterwinner on the volleyball team that won back-to-back state titles in 2018 and 2019
- Ended career with 575 digs, 501 serve receptions, 50 aces, 17 assists and three kills

PERSONAL

- Class Valedictorian
- Older sister, Taylor, played basketball at Alabama

THE BERRY FILE	
BIRTHDAY	DEC. 19, 2000
MAJOR	CHEMICAL ENGINEERING
PARENTS	STACEY & RICHARD BERRY

OTHER REBELS TO WEAR #12	
Wanda Austin	1978-81
Gail Eaves	1989-92
Gracie Frizzell	2011-15
Barbara Johnson	2018
Erin Newsom	2003
Lindy Noble	1982-83
Kelsey Nutt	2011
Anita Richardson	1986
Kim Rosamond	1995-98
Valerie Rushing	1985
Pam Vandenburg	1975
Kim Ufford	2001-02

CAREER HIGHS

Points: --
 Rebounds: 1, vs. Tennessee (01/09/20)
 Assists: --
 Steals: --
 Blocks: --
 Field Goals: --
 Free Throws: --
 Three Pointers: --

SEASON HIGHS

Points: --
 Rebounds: 1, vs. Tennessee (01/09/20)
 Assists: --
 Steals: --
 Blocks: --
 Field Goals: --
 Free Throws: --
 Three Pointers: --

SEASON SUPERLATIVES

Double-Figure Points: --
 Double-Figure Rebounds: --
 Double-Doubles: --
 5+ Rebounds: --
 5+Assists: --
 Led Team in Points: --
 Led Team in Rebounds: --
 Led Team in Assists: --

SEASON GAME-BY-GAME

Opponent	Date	gs	min	Total		3-Pointers		Free throws		Rebounds				pf	a	t/o	blk	stl	pts	avg
				fg-fga	pct	3fg-fga	pct	ft-fa	pct	off	def	tot	avg							
MISSISSIPPI VALLEY	11-05-19		dnp	-	-	-	-	-	-	-	-	-	-	-	-	-	-	-	-	-
ULM	11-10-19		dnp	-	-	-	-	-	-	-	-	-	-	-	-	-	-	-	-	-
NEW ORLEANS	11-15-19		dnp	-	-	-	-	-	-	-	-	-	-	-	-	-	-	-	-	-
at Southern Miss	11-19-19		dnp	-	-	-	-	-	-	-	-	-	-	-	-	-	-	-	-	-
LOUISIANA TECH	11-23-19		dnp	-	-	-	-	-	-	-	-	-	-	-	-	-	-	-	-	-
SAM HOUSTON ST.	11-26-19		dnp	-	-	-	-	-	-	-	-	-	-	-	-	-	-	-	-	-
vs Alcorn State	11-29-19		dnp	-	-	-	-	-	-	-	-	-	-	-	-	-	-	-	-	-
vs Pittsburgh	11-30-19		dnp	-	-	-	-	-	-	-	-	-	-	-	-	-	-	-	-	-
LOUISIANA	12-20-19		dnp	-	-	-	-	-	-	-	-	-	-	-	-	-	-	-	-	-
GEORGIA	01-02-20		dnp	-	-	-	-	-	-	-	-	-	-	-	-	-	-	-	-	-
TENNESSEE	01-09-20	13		0-3	.000	0-1	.000	0-0	.000	0	1	1	1.0	0	0	1	0	1	0	0.0
MISSOURI	01-19-20		dnp	-	-	-	-	-	-	-	-	-	-	-	-	-	-	-	-	-
Totals		0	13	0-3	.000	0-1	.000	0-0	.000	0	1	1	1.0	0	0	1	0	1	0	0.0

Games played: 1
 Minutes/game: 13.0
 FG Pct: 0.0
 3FG Pct: 0.0

Rebounds/game: 1.0
 Turnovers/game: 1.0
 Steals/game: 1.0

CAREER STATS

Season	gp-gs	min/avg	Total		3-Point		F-Throws		Rebounds				Scoring							
			fg-fga	pct	fg-fga	pct	ft-fa	pct	off	def	tot	avg	pf	fo	ast	to	blk	stl	pts	avg
2019-20	1-0	13/13.0	0-3	.000	0-1	.000	0-0	.000	0	1	1	1.0	0	0	0	1	0	1	0	0.0
TOTAL	1-0	13/13.0	0-3	.000	0-1	.000	0-0	.000	0	1	1	1.0	0	0	0	1	0	1	0	0.0

13 dominique BANKS

Atlanta, Ga. • Maynard Jackson • Gulf Coast State CC
Junior • Forward • 6-5



NOTES

2019-20 (Junior)

- Started eight games, playing in 18
- Third in the SEC in blocks (46)
- Leads Ole Miss in rebounds (6.8) and blocks (2.6)
- Career-highs in points (15) and rebounds (14) in first career double-double vs. Alcorn State

2018-19 (Sophomore; at Gulf Coast State CC)

- Helped team win NJCAA National Championship
- 6.3 points and 3.1 rebounds per game
- Shot 52.6% from the field
- Started 11 games

2017-18 (Freshman; at Gulf Coast State CC)

- Averaged 5.4 points, 2.3 rebounds
- Shot 47% from the field

HIGH SCHOOL

- Averaged a double-double with seven blocks her senior year at Maynard Jackson
- Set Maynard Jackson record for blocks

SEASON GAME-BY-GAME

Opponent	Date	gs	min	Total		3-Pointers		Free throws		Rebounds				pf	a	t/o	blk	stl	pts	avg
				fg-fga	pct	3fg-fga	pct	ft-fa	pct	off	def	tot	avg							
MISSISSIPPI VALLEY	11-05-19	*	29	2-7	.286	0-0	.000	3-6	.500	5	4	9	9.0	3	0	3	2	1	7	7.0
ULM	11-10-19	*	17	2-4	.500	0-0	.000	1-1	1.000	0	7	7	8.0	0	0	2	4	0	5	6.0
NEW ORLEANS	11-15-19	24	24	2-8	.250	0-0	.000	0-6	.000	2	2	4	6.7	4	0	1	3	1	4	5.3
at Southern Miss	11-19-19	26	26	5-7	.714	0-0	.000	3-4	.750	3	5	8	7.0	3	0	1	2	1	13	7.3
LOUISIANA TECH	11-23-19	24	24	3-8	.375	0-0	.000	0-0	.000	4	4	8	7.2	1	0	0	1	1	6	7.0
SAM HOUSTON ST.	11-26-19	16	16	3-4	.750	0-0	.000	0-0	.000	1	3	4	6.7	4	0	0	2	0	6	6.8
vs Alcorn State	11-29-19	21	21	7-11	.636	0-0	.000	1-2	.500	4	10	14	7.7	3	0	3	3	0	15	8.0
vs Pittsburgh	11-30-19	17	17	3-6	.500	0-0	.000	4-6	.667	2	2	4	7.3	2	0	0	3	1	10	8.3
at Texas Tech	12-04-19	30	30	3-10	.300	0-0	.000	1-3	.333	6	6	12	7.8	3	1	2	3	1	7	8.1
SOUTHEAST MISSOURI	12-14-19	*	25	0-4	.000	0-0	.000	1-2	.500	2	4	6	7.6	1	1	3	2	0	1	7.4
GEORGIA SOUTHERN	12-16-19	29	29	4-9	.444	0-0	.000	0-0	.000	0	6	6	7.5	3	0	2	8	0	8	7.5
LOUISIANA	12-20-19	*	17	1-3	.333	0-0	.000	0-0	.000	3	2	5	7.3	4	0	0	1	0	2	7.0
ALABAMA ST.	12-28-19	17	17	3-5	.600	0-0	.000	1-2	.500	0	4	4	7.0	4	1	1	4	2	7	7.0
GEORGIA	01-02-20	*	18	0-3	.000	0-0	.000	0-0	.000	2	3	5	6.9	2	1	2	1	3	0	6.5
at Texas A&M	01-06-20	*	17	2-5	.400	0-0	.000	1-1	1.000	1	5	6	6.8	2	1	2	3	0	5	6.4
TENNESSEE	01-09-20	27	27	4-10	.400	0-0	.000	4-5	.800	1	6	7	6.8	3	0	1	3	0	12	6.8
at LSU	01-12-20	*	36	3-4	.750	0-0	.000	4-6	.667	3	4	7	6.8	5	0	1	1	1	10	6.9
MISSOURI	01-19-20	*	23	1-2	.500	0-0	.000	0-0	.000	1	5	6	6.8	3	0	2	0	1	2	6.7
Totals		8	413	48-110	.436	0-0	.000	24-44	.545	40	82	122	6.8	50	5	26	46	13	120	6.7

Games played: 18
Minutes/game: 22.9
Points/game: 6.7
FG Pct: 43.6
FT Pct: 54.5

Rebounds/game: 6.8
Assists/game: 0.3
Turnovers/game: 1.4
Assist/turnover ratio: 0.2
Steals/game: 0.7
Blocks/game: 2.6

THE BANKS FILE

BIRTHDAY	FEB. 6, 1998
MAJOR	GENERAL STUDIES
PARENTS	TAMEKA BANKS

OTHER REBELS TO WEAR #13

Heather Bantz	1998-00
Renee Chancellor	1988, 1990-92
Daney Dees	1976
Dana Fortenberry	1980-83
Jackie Ivy	1975
Ally Kelly	2002

CAREER HIGHS

Points: 15, vs. Alcorn State (11/29/19)
Rebounds: 14, vs. Alcorn State (11/29/19)
Assists: 1, 5x
Steals: 3, vs. Georgia (01/02/20)
Blocks: 8, vs. Ga. Southern (12/16/19)
Field Goals: 7, vs. Alcorn State (11/29/19)
Free Throws: 4, 3x, last at LSU (01/12/20)
Three Pointers: --

SEASON HIGHS

Points: 15, vs. Alcorn State (11/29/19)
Rebounds: 14, vs. Alcorn State (11/29/19)
Assists: 1, 5x
Steals: 3, vs. Georgia (01/02/20)
Blocks: 8, vs. Ga. Southern (12/16/19)
Field Goals: 7, vs. Alcorn State (11/29/19)
Free Throws: 4, 3x, last at LSU (01/12/20)
Three Pointers: --

SEASON SUPERLATIVES

Double-Figure Points: 5
Double-Figure Rebounds: 2
Double-Doubles: 1
5+ Rebounds: 14
5+Assists: --
Led Team in Points: 2
Led Team in Rebounds: 10
Led Team in Assists: --

CAREER STATS

Season	gp-gs	min/avg	Total		3-Point		F-Throws		Rebounds				Scoring							
			fg-fga	pct	fg-fga	pct	ft-fa	pct	off	def	tot	avg	pf	fo	ast	to	blk	stl	pts	avg
2019-20	18-8	413/22.9	48-110	.436	0-0	.000	24-44	.545	40	82	122	6.8	50	1	5	26	46	13	120	6.7
TOTAL	18-8	413/22.9	48-110	.436	0-0	.000	24-44	.545	40	82	122	6.8	50	1	5	26	46	13	120	6.7

20 Jayla ALEXANDER

Pearl, Miss. • Pearl

Freshman • Guard • 5-9



NOTES

2019-20 (Freshman)

- Led Ole Miss with a career-high 21 points vs. New Orleans
- Scored 19 points and recorded career-high 8 assists vs. Mizzou
- Started seven straight games
- Averaging 9.2 points
- Leads Ole Miss in minutes (30.5)

- 2019 First-Team USA Today All-USA Mississippi Girls Basketball Team
- Three-time All-State; Four-time All-District; Four-time All-Area; Three-time All-Region
- Also played two years of varsity volleyball

PERSONAL

- Father was a student-athlete at Wesley College; uncle at Texas Southern

HIGH SCHOOL

- MaxPreps No. 1 player in Mississippi, No. 81 nationally
- 19.1 PPG, 7.4 RPG, 6.9 APG, 5.5 SPG in 2019
- Led Pearl to a 32-1 record and a 6A state championship her senior year
- 6A state championship game MVP

SEASON GAME-BY-GAME

Opponent	Date	gs	min	Total		3-Pointers		Free throws		Rebounds				pf	a	t/o	blk	stl	pts	avg
				fg-fga	pct	3fg-fga	pct	ft-fa	pct	off	def	tot	avg							
MISSISSIPPI VALLEY	11-05-19	18	1-4	250	0-3	.000	0-0	.000	2	2	4	4.0	3	3	1	0	1	2	2.0	
ULM	11-10-19	21	2-4	500	0-1	.000	4-4	1.000	0	3	3	3.5	2	0	3	0	2	8	5.0	
NEW ORLEANS at Southern Miss	11-15-19	33	7-11	636	5-8	.625	2-2	1.000	1	2	3	3.3	2	3	4	0	1	21	10.3	
LOUISIANA TECH	11-19-19	26	4-10	400	1-4	.250	2-2	1.000	1	0	1	2.8	3	3	4	0	0	11	10.5	
SAM HOUSTON ST.	11-23-19	26	1-8	125	0-3	.000	5-6	.833	1	4	5	3.2	0	3	3	0	1	7	9.8	
vs Alcorn State	11-26-19	36	3-7	429	1-2	.500	6-7	.857	1	3	4	3.3	0	2	2	0	2	13	10.3	
vs Pittsburg	11-29-19	29	1-3	333	1-1	1.000	2-2	1.000	1	2	3	3.3	4	5	2	0	0	5	9.6	
at Texas Tech	11-30-19	23	2-7	286	0-1	.000	0-0	.000	0	3	3	3.3	1	2	2	0	1	4	8.9	
SOUTHEAST MISSOURI	12-04-19	27	4-9	444	0-3	.000	0-0	.000	0	3	3	3.2	2	0	4	0	2	8	8.8	
GEORGIA SOUTHERN	12-14-19	30	4-8	500	1-4	.250	2-2	1.000	0	2	2	3.1	0	0	1	0	1	11	9.0	
LOUISIANA	12-16-19	38	2-5	400	2-3	.667	5-6	.833	2	4	6	3.4	2	2	3	0	0	11	9.2	
ALABAMA ST.	12-20-19 *	30	1-8	125	1-3	.333	3-4	.750	2	3	5	3.5	4	1	4	0	2	6	8.9	
GEORGIA	12-28-19 *	29	5-12	417	2-3	.667	0-0	.000	0	3	3	3.5	3	4	1	0	4	12	9.2	
at Texas A&M	01-02-20 *	35	3-10	300	2-6	.333	0-0	.000	1	1	2	3.4	1	3	0	0	0	8	9.1	
TENNESSEE	01-06-20 *	37	2-14	143	1-5	.200	0-0	.000	0	5	5	3.5	1	1	4	0	2	5	8.8	
at LSU	01-09-20 *	37	4-16	250	1-1	1.000	0-0	.000	0	2	2	3.4	3	2	5	0	1	9	8.8	
MISSOURI	01-12-20 *	39	4-17	235	1-6	.167	0-0	.000	1	2	3	3.4	3	1	3	0	0	9	8.8	
TOTALS	01-19-20	* 35	5-14	357	3-8	.375	3-5	.600	0	1	1	3.2	3	8	3	0	1	16	9.2	
TOTALS		7	549	55-167	.329	22-65	.338	34-40	.850	13	45	58	3.2	37	43	49	0	21	166	9.2

Games played: 18
Minutes/game: 30.5
Points/game: 9.2
FG Pct: 32.9
3FG Pct: 33.8
FT Pct: 85.0

Rebounds/game: 3.2
Assists/game: 2.4
Turnovers/game: 2.7
Assist/turnover ratio: 0.9
Steals/game: 1.2

THE ALEXANDER FILE

BIRTHDAY	FEB. 10, 2001
MAJOR	SPORT & RECREATION ADMIN.
PARENTS	TAMARA SHAW & COREY BOLDEN

OTHER REBELS TO WEAR #20

Tiffany Adkins	1997-98
Ashley Johnson	2003-06
Angel Kendricks	1984
Mahogany Matthews	2019
Kayla Melson	2007-10
TaShondrea Moton	2000-02
Madinah Muhammad	2016-2018
Anita Richardson	1987
Amber Singletary	2011-15
Missy Shows	1988
Rochelle Thompson	1982-83
Nikki Williams	1993-94

CAREER HIGHS

Points: 21, vs. New Orleans (11/15/19)
Rebounds: 6, vs. Ga. Southern (12/16/19)
Assists: 8, vs. Mizzou (1/19/2020)
Steals: 4, vs. Alabama State (12/28/19)
Blocks: --
Field Goals: 7, vs. New Orleans (11/15/19)
Free Throws: 6, vs. Sam Houston State (11/26/19)
Three Pointers: 5, vs. New Orleans (11/15/19)

SEASON HIGHS

Points: 21, vs. New Orleans (11/15/19)
Rebounds: 6, vs. Ga. Southern (12/16/19)
Assists: 8, vs. Mizzou (1/19/2020)
Steals: 4, vs. Alabama State (12/28/19)
Blocks: --
Field Goals: 7, vs. New Orleans (11/15/19)
Free Throws: 6, vs. Sam Houston State (11/26/19)
Three Pointers: 5, vs. New Orleans (11/15/19)

SEASON SUPERLATIVES

Double-Figure Points: 7
Double-Figure Rebounds: --
Double-Doubles: --
5+ Rebounds: 4
5+Assists: 2
Led Team in Points: 1
Led Team in Rebounds: 2
Led Team in Assists: 6

CAREER STATS

Season	gp-gs	min/avg	Total		3-Point		F-Throws		Rebounds				Scoring							
			fg-fga	pct	fg-fga	pct	ft-fa	pct	off	def	tot	avg	pf	fo	ast	to	blk	stl	pts	avg
2019-20	18-7	549/30.5	55-167	.329	22-65	.338	34-40	.850	13	45	58	3.2	37	0	43	49	0	21	166	9.2
TOTAL	18-7	549/30.5	55-167	.329	22-65	.338	34-40	.850	13	45	58	3.2	37	0	43	49	0	21	166	9.2

21 taylor SMITH

Marietta, Ga. • Marietta

Sophomore • Guard • 5-8

NOTES

2019-20 (Sophomore)

- Started seven games, playing in 18
- Doubled her career-high with 18 points in the first game of the season vs. MVSU

2018-19 (Freshman)

- Played in 30 games, earning 12 starts
- 2.6 points, 2.2 rebounds, 0.6 assists, and 0.8 steals over 19.1 minutes
- Started the first nine conference games
- Ranked third on team with 24 steals, the most among underclassmen
- Scored career-high nine points in home win vs. Florida

HIGH SCHOOL

- Helped lead Marietta to back-to-back Sweet 16 appearances during her junior and senior seasons
- Four-time All-Region recipient, earning Second-Team her freshman season and First-Team each of her final three years; Two-time Team MVP
- Ended career with 1,785 points scored, the third-most in MHS history

SEASON GAME-BY-GAME

Opponent	Date	gs	min	Total		3-Pointers		Free throws		Rebounds				pf	a	t/o	blk	stl	pts	avg	
				fg-fga	pct	3fg-fga	pct	ft-fta	pct	off	def	tot	avg								
MISSISSIPPI VALLEY	11-05-19	*	31	9-17	.529	0-4	.000	0-0	.000	3	3	6	6.0	1	1	2	0	0	18	18.0	
ULM	11-10-19	*	30	4-9	.444	0-0	.000	0-0	.000	1	4	5	5.5	2	3	1	0	2	8	13.0	
NEW ORLEANS	11-15-19	*	13	0-1	.000	0-0	.000	0-0	.000	0	1	1	4.0	0	0	2	1	0	0	8.7	
at Southern Miss	11-19-19	*	27	2-7	.286	0-2	.000	0-0	.000	2	2	4	4.0	0	2	1	0	0	4	7.5	
LOUISIANA TECH	11-23-19	17	1-4	.250	0-1	.000	0-0	.000	0	1	1	3.4	2	0	0	0	0	2	6.4		
SAM HOUSTON ST.	11-26-19	24	1-5	.200	0-0	.000	0-0	.000	1	4	5	3.7	0	1	5	0	1	2	5.7		
vs Alcorn State	11-29-19	*	31	6-8	.750	0-0	.000	1-3	.333	2	3	5	3.9	1	3	6	0	1	13	6.7	
vs Pittsburgh	11-30-19	*	26	1-2	.500	0-0	.000	1-4	.250	0	0	0	3.4	3	0	1	0	0	3	6.3	
at Texas Tech	12-04-19	*	28	6-13	.462	0-0	.000	0-0	.000	1	0	1	3.1	1	1	0	0	0	12	6.9	
SOUTHEAST MISSOURI	12-14-19	15	0-3	.000	0-0	.000	2-2	1.000	0	1	1	2.9	2	0	2	0	0	2	6.4		
GEORGIA SOUTHERN	12-16-19	21	2-3	.667	1-1	1.000	1-2	.500	1	2	3	2.9	2	0	1	0	0	6	6.4		
LOUISIANA	12-20-19	17	0-3	.000	0-0	.000	1-2	.500	0	3	3	2.9	1	1	5	0	0	1	5.9		
ALABAMA ST.	12-28-19	19	5-7	.714	0-0	.000	0-0	.000	0	3	3	2.9	0	3	0	0	0	10	6.2		
GEORGIA	01-02-20	12	1-3	.333	0-0	.000	0-0	.000	1	1	2	2.9	2	0	1	0	0	2	5.9		
at Texas A&M	01-06-20	17	0-2	.000	0-0	.000	0-0	.000	0	0	0	2.7	1	0	3	0	0	0	5.5		
TENNESSEE	01-09-20	10	0-2	.000	0-1	.000	0-0	.000	1	0	1	2.6	0	0	1	0	0	0	5.2		
at LSU	01-12-20	1	0-0	.000	0-0	.000	0-0	.000	0	0	0	2.4	0	0	0	0	0	0	4.9		
MISSOURI	01-19-20	18	3-9	.333	2-4	.500	0-0	.000	1	2	3	2.4	2	1	1	0	0	8	5.1		
Totals			7	357	41-98	.418	3-13	.231	6-13	.462	14	30	44	2.4	20	13	35	1	4	91	5.1

Games played: 18
Minutes/game: 19.8
Points/game: 5.1
FG Pct: 41.8
3FG Pct: 23.1
FT Pct: 46.2

Rebounds/game: 2.4
Assists/game: 0.7
Turnovers/game: 1.9
Assist/turnover ratio: 0.4
Steals/game: 0.2
Blocks/game: 0.1

THE SMITH FILE

BIRTHDAY	AUG. 1, 1999
MAJOR	GENERAL STUDIES
PARENTS	DEMETRIA TILLARD & DONALD WELSH
OTHER REBELS TO WEAR #21	

LaTeasha Johnson	1988-91
Shequilla Joseph	2013-14
Karen King	1974
Kayla Holloway	2009-10
Kayla Madewell	2000-02
Martia McWhorter	1992-94
Tangie Miller	1985
TaShondrea Moton	1999
Destini Price	2013
Jackie Reedy	1975
Chrishae Rowe	2017
Genice Terry	2003-04
Nancy Thornton	1975-77
Sherry Winterstein	1981-83

CAREER HIGHS

Points: 18, vs. MVSU (11/05/19)
Rebounds: 7, 2x, last at Mizzou (01/03/19)
Assists: 3, 2x, last vs. Alcorn State (11/29/19)
Steals: 3, vs. TCU (11/29/18)
Blocks: 1, 2x, last vs. New Orleans (11/15/19)
Field Goals: 9, vs. MVSU (11/05/19)
Free Throws: 3, vs. Jacksonville St. (12/02/18)
Three Pointers: 2, vs. Mizzou (1/19/2020)

SEASON HIGHS

Points: 18, vs. MVSU (11/05/19)
Rebounds: 6, vs. MVSU (11/05/19)
Assists: 3, 2x, last vs. Alcorn State (11/29/19)
Steals: 2, vs. ULM (11/10/19)
Blocks: 1, vs. New Orleans (11/15/19)
Field Goals: 9, vs. MVSU (11/05/19)
Free Throws: 2, vs. SEMO (12/14/19)
Three Pointers: 2, vs. Mizzou (1/19/2020)

SEASON SUPERLATIVES

Double-Figure Points: 4
Double-Figure Rebounds: --
Double-Doubles: --
5+ Rebounds: 4
5+Assists: --
Led Team in Points: 2
Led Team in Rebounds: 1
Led Team in Assists: 1

CAREER STATS

Season	gp-gs	min/avg	Total		3-Point		F-Throws		Rebounds				Scoring							
			fg-fga	pct	fg-fga	pct	ft-fta	pct	off	def	tot	avg	pf	fo	ast	to	blk	stl	pts	avg
2018-19	30-12	573/19.1	33-87	.379	0-1	.000	12-26	.462	35	30	65	2.2	43	1	18	35	1	24	78	2.6
2019-20	18-7	357/19.8	41-98	.418	3-13	.231	6-13	.462	14	30	44	2.4	20	0	13	35	1	4	91	5.1
TOTAL	48-19	930/19.4	74-185	.400	3-14	.214	18-39	.462	49	60	109	2.3	63	1	31	70	2	28	169	3.5

bryn
25 PARKER

Scottsdale, Ariz. • Pinnacle

Freshman • Guard • 6-0

NOTES

2019-20 (Freshman)

- Made her collegiate debut vs. Mississippi Valley State
- First career start vs. Mizzou and played 32 minutes
- Led Ole Miss with eight rebounds vs. LSU
- Played in six games

HIGH SCHOOL

- Four-year varsity starter at Pinnacle
- Helped lead the Pioneers to a conference title and Arizona 6A semi-state championship as a senior in 2019
- 10.5 points, 9.2 rebounds per game senior year
- First-Team All-Region in 2019
- Honorable Mention her junior year in 2018
- 2019 Arizona High School All-Star Game
- First-Team All-Conference in 2019
- Two-time Team Captain

THE PARKER FILE	
BIRTHDAY	JAN. 16, 2001
MAJOR	FRESHMAN STUDIES
PARENTS	MICHELLE & JAMES PARKER
OTHER REBELS TO WEAR #25	

Alissa Alston	2015-2018
Marilyn Brooks	1982-85
Niesha Dobbs	1996
Courtney Marbra	2009-13
Laticia Mathis	1995
Becky Myatt	1998-01
Kimsey O'Neal	1987-90
Kathy Rooker	1975
Kris Stratton	1979-81
Tia Watson	2003-04
Becky Weeks	1973-75
Lori Woodward	1977

CAREER HIGHS

Points: 2, 2x, last vs. Mizzou (1/19/20)
 Rebounds: 8, at LSU (1/12/20)
 Assists: 1, vs. Mizzou (1/19/20)
 Steals: 1, 2x, last vs. Mizzou (1/19/20)
 Blocks: 2, vs. Mizzou (1/19/20)
 Field Goals: 1, 2x, last vs. Mizzou (1/19/20)
 Free Throws: --
 Three Pointers: --

SEASON HIGHS

Points: 2, 2x, last vs. Mizzou (1/19/20)
 Rebounds: 8, at LSU (1/12/20)
 Assists: 1, vs. Mizzou (1/19/20)
 Steals: 1, 2x, last vs. Mizzou (1/19/20)
 Blocks: 2, vs. Mizzou (1/19/20)
 Field Goals: 1, 2x, last vs. Mizzou (1/19/20)
 Free Throws: --
 Three Pointers: --

SEASON SUPERLATIVES

Double-Figure Points: --
 Double-Figure Rebounds: --
 Double-Doubles: --
 5+ Rebounds: 2
 5+ Assists: --
 Led Team in Points: --
 Led Team in Rebounds: 1
 Led Team in Assists: --

SEASON GAME-BY-GAME

Opponent	Date	gs	min	Total		3-Pointers		Free throws		Rebounds				pf	a	t/o	blk	stl	pts	avg	
				fg-fga	pct	3fg-fga	pct	ft-fa	pct	off	def	tot	avg								
MISSISSIPPI VALLEY	11-05-19		3	0-0	.000	0-0	.000	0-0	.000	0	0	0	0.0	1	0	1	0	0	0	0.0	
ULM	11-10-19		dnp	-	-	-	-	-	-	-	-	-	-	-	-	-	-	-	-	-	
NEW ORLEANS at Southern Miss	11-15-19		dnp	-	-	-	-	-	-	-	-	-	-	-	-	-	-	-	-	-	
LOUISIANA TECH	11-19-19		dnp	-	-	-	-	-	-	-	-	-	-	-	-	-	-	-	-	-	
SAM HOUSTON TECH	11-23-19		2	0-0	.000	0-0	.000	0-0	.000	0	0	0	0.0	1	0	0	0	0	0	0.0	
SAM HOUSTON ST.	11-26-19		dnp	-	-	-	-	-	-	-	-	-	-	-	-	-	-	-	-	-	
vs Alcorn State	11-29-19		dnp	-	-	-	-	-	-	-	-	-	-	-	-	-	-	-	-	-	
vs Pittsburgh	11-30-19		dnp	-	-	-	-	-	-	-	-	-	-	-	-	-	-	-	-	-	
LOUISIANA	12-20-19		dnp	-	-	-	-	-	-	-	-	-	-	-	-	-	-	-	-	-	
ALABAMA ST.	12-28-19		3	0-0	.000	0-0	.000	0-0	.000	0	0	0	0.0	0	0	0	0	0	0	0.0	
GEORGIA	01-02-20		dnp	-	-	-	-	-	-	-	-	-	-	-	-	-	-	-	-	-	
at Texas A&M	01-06-20		7	0-1	.000	0-0	.000	0-0	.000	0	0	0	0.0	1	0	0	0	0	0	0.0	
TENNESSEE	01-09-20		20	1-4	.250	0-1	.000	0-0	.000	1	3	4	0.8	2	0	1	0	1	2	0.4	
at LSU	01-12-20		28	1-3	.333	0-1	.000	0-0	.000	2	6	8	2.0	2	1	0	0	0	2	0.7	
MISSOURI	01-19-20	*	32	1-2	.500	0-0	.000	0-0	.000	1	4	5	2.4	2	1	1	2	1	2	0.9	
Totals			1	95	3-10	.300	0-2	.000	0-0	.000	4	13	17	2.4	9	2	3	2	2	6	0.9

Games played: 7
 Minutes/game: 13.6
 Points/game: 0.9
 FG Pct: 30.0
 3FG Pct: 0.0

Rebounds/game: 2.4
 Assists/game: 0.3
 Turnovers/game: 0.4
 Assist/turnover ratio: 0.7
 Steals/game: 0.3
 Blocks/game: 0.3

CAREER STATS

Season	gp-gs	min/avg	Total		3-Point		F-Throws		Rebounds				Scoring							
			fg-fga	pct	fg-fga	pct	ft-fa	pct	off	def	tot	avg	pf	fo	ast	to	blk	stl	pts	avg
2019-20	7-1	95/13.6	3-10	.300	0-2	.000	0-0	.000	4	13	17	2.4	9	0	2	3	2	2	6	0.9
TOTAL	7-1	95/13.6	3-10	.300	0-2	.000	0-0	.000	4	13	17	2.4	9	0	2	3	2	2	6	0.9

31

deja CAGE

Chicago, Ill. • Morgan Park • DePaul

Redshirt Junior • Guard • 5-8

Ole Miss

NOTES

2019-20 (Redshirt Junior)

- Scored 30 points vs. Louisiana Tech
- Has started 16 games, playing in all 18
- 21 points vs. ULM on 8-of-12 shooting for a career-high in both points and field goals
- 16 points in Ole Miss debut vs. MVSU

2018-19 (Junior)

- Sat out due to NCAA transfer rules

2017-18 (Sophomore; at DePaul)

- Career high 15 points, six field goals vs. Loyola
- 11 points in 14 minutes against Seton Hall

2016-17 (Freshman; at DePaul)

- Big East All-Academic Team
- Shirley Becker Academic Award
- Played 25 games, averaged six minutes
- 13 points vs. Appalachian St. in collegiate debut

HIGH SCHOOL

- ESPN three-star recruit with a grade of 89 as the No. 65 guard nationally
- Played senior season at Morgan Park and her first three years at Fenwick
- Helped Morgan Park to the program's first-ever appearance in the IHSA State Tournament
- 20.5 points, four rebounds, two assists and two steals per game at Morgan Park
- Illinois Basketball Coaches Association (IBCA) First-Team All-State selection
- Associated Press All-State Honorable-Mention
- Chicago-Tribune All-State Third-Team selection

SEASON GAME-BY-GAME

Opponent	Date	gs	min	Total		3-Pointers		Free throws		Rebounds				pf	a	t/o	blk	stl	pts	avg	
				fg-fga	pct	3fg-fga	pct	ft-fa	pct	off	def	tot	avg								
MISSISSIPPI VALLEY	11-05-19	*	16	7-10	.700	2-3	.667	0-0	.000	1	0	1	1.0	0	3	0	0	1	16	16.0	
ULM	11-10-19	*	27	8-12	.667	4-6	.667	1-1	1.000	1	3	4	2.5	0	3	2	0	1	21	18.5	
NEW ORLEANS	11-15-19	*	19	5-9	.556	2-5	.400	0-0	.000	0	4	4	3.0	1	3	2	1	1	12	16.3	
at Southern Miss	11-19-19	*	33	4-16	.250	0-9	.000	0-0	.000	0	0	0	2.3	4	3	1	0	1	8	14.3	
LOUISIANA TECH	11-23-19	*	29	10-18	.556	5-8	.625	5-5	1.000	0	1	1	2.0	2	6	0	0	1	30	17.4	
SAM HOUSTON ST.	11-26-19	*	30	6-18	.333	2-4	.500	7-8	.875	1	4	5	2.5	1	0	3	0	2	21	18.0	
vs Alcorn State	11-29-19	*	20	2-9	.222	0-4	.000	0-0	.000	1	6	7	3.1	1	2	3	0	0	4	16.0	
vs Pittsburgh	11-30-19	*	31	4-14	.286	2-8	.250	0-0	.000	1	4	5	3.4	3	3	3	0	0	10	15.3	
at Texas Tech	12-04-19	*	23	1-8	.125	0-2	.000	0-0	.000	0	5	5	3.6	2	1	2	0	0	2	13.8	
SOUTHEAST MISSOURI	12-14-19	*	25	4-10	.400	4-9	.444	1-2	.500	0	4	4	3.6	3	0	2	0	0	13	13.7	
GEORGIA SOUTHERN	12-16-19	*	20	2-9	.222	1-7	.143	0-0	.000	0	5	5	3.7	0	0	1	0	0	5	12.9	
LOUISIANA	12-20-19	*	22	3-12	.250	1-8	.125	0-0	.000	1	2	3	3.7	0	1	0	0	2	7	12.4	
ALABAMA ST.	12-28-19	*	32	8-13	.615	4-4	1.000	0-0	.000	2	5	7	3.9	0	2	2	0	2	20	13.0	
GEORGIA	01-02-20	*	32	5-16	.313	3-8	.375	1-2	.500	0	4	4	3.9	2	2	2	0	1	14	13.1	
at Texas A&M	01-06-20	*	32	6-16	.375	3-10	.300	0-0	.000	1	7	8	4.2	0	1	3	0	0	15	13.2	
TENNESSEE	01-09-20	*	28	1-14	.071	1-5	.200	0-0	.000	0	1	1	4.0	1	2	1	0	0	3	12.6	
at LSU	01-12-20	*	28	8-20	.400	3-7	.429	1-4	.250	0	1	1	3.8	1	2	1	0	1	20	13.0	
MISSOURI	01-19-20	*	23	8-18	.444	3-7	.429	0-0	.000	0	2	2	3.7	2	3	1	0	1	19	13.3	
Totals			16	470	92-242	.380	40-114	.351	16-22	.727	9	58	67	3.7	23	37	29	1	14	240	13.3

Games played: 18
 Minutes/game: 26.1
 Points/game: 13.3
 FG Pct: 38.0
 3FG Pct: 35.1
 FT Pct: 72.7

Rebounds/game: 3.7
 Assists/game: 2.1
 Turnovers/game: 1.6
 Assist/turnover ratio: 1.3
 Steals/game: 0.8
 Blocks/game: 0.1

THE CAGE FILE	
BIRTHDAY	JUNE 3, 1998
MAJOR	CRIMINAL JUSTICE
PARENTS	DONNA JONES
OTHER REBELS TO WEAR #31	

Peggy Bracey	1987-89
Debbie Carpenter	1975
Cathy Casteel	1977-78
Desiree Drummond	1986
Clara Jackson	1991-94
Norma Wilbanks	1976

CAREER HIGHS

Points: 30, vs. Louisiana Tech (11/23/19)
Rebounds: 8, at Texas A&M (01/06/20)
Assists: 6, vs. Louisiana Tech (11/23/19)
Steals: 2, 3x, last vs. Alabama State (12/28/19)
Blocks: 1, 2x, last vs. New Orleans (11/15/19)
Field Goals: 10, vs. Louisiana Tech (11/23/19)
Free Throws: 7, vs. Sam Houston State (11/26/19)
Three Pointers: 5, vs. Louisiana Tech (11/23/19)

SEASON HIGHS

Points: 30, vs. Louisiana Tech (11/23/19)
Rebounds: 8, at Texas A&M (01/06/20)
Assists: 6, vs. Louisiana Tech (11/23/19)
Steals: 2, 2x, last vs. Alabama State (12/28/19)
Blocks: 1, vs. New Orleans (11/15/19)
Field Goals: 10, vs. Louisiana Tech (11/23/19)
Free Throws: 7, vs. Sam Houston State (11/26/19)
Three Pointers: 5, vs. Louisiana Tech (11/23/19)

SEASON SUPERLATIVES

Double-Figure Points: 12
Double-Figure Rebounds: --
Double-Doubles: --
5+ Rebounds: 7
5+Assists: 1
Led Team in Points: 8
Led Team in Rebounds: 3
Led Team in Assists: 3

CAREER STATS

Year	GP-GS	Min/Avg	TOTAL		3-POINT		FREE THROWS		REBOUNDS			PF-FO	Ast	TO	Blk	Stl	Pts/Avg
			FG-FGA	Pct	FG-FGA	Pct	FT-FTA	Pct	Off-Def	Tot	Avg						
2016-17	25-0	149/6.0	25-75	.333	13-48	.271	5-8	.625	8-16	24	1.0	15-0	9	2	0	6	68/2.7
2017-18	26-0	218/8.4	43-101	.426	15-47	.319	12-19	.632	15-27	42	1.6	20-0	32	23	1	7	113/4.3
2018-19	18-16	470/26.1	92-242	.380	40-114	.351	16-22	.727	9-58	67	3.7	23-0	37	29	1	14	240/13.3
Totals	69-16	837/12.1	160-418	.382	68-209	.325	33-48	.688	32-101	133	1.9	58-0	78	54	2	27	421/6.1

32 iyanla KITCHENS

Lithonia, Ga. • Arabia Mountain
Sophomore • Forward • 6-2



NOTES

2019-20 (Sophomore)

- Career high 10 points, 10 rebounds vs. ULM
- Started 12 games and has played in all 18

2018-19 (Freshman)

- Played 24 games, started three
- Scored career-high six points vs. Mississippi State
- Grabbed career-high five rebounds vs. North Florida

HIGH SCHOOL

- ESPN No. 76 prospect nationally coming out of high school (94 grade)
- No. 17 ranked post player nationally
- Four-year letterwinner at Arabia Mountain, where she was on two Sweet 16 teams her junior and

senior seasons, while also being on an Elite Eight team her sophomore year

- Arabia Mountain had a combined record of 78-31 during her four-year career

- Earned First-Team All-Region her senior year

- Also earned two letters in volleyball

SEASON GAME-BY-GAME

Opponent	Date	gs	min	Total		3-Pointers		Free throws		Rebounds				pf	a	t/o	blk	stl	pts	avg
				fg-fga	pct	3fg-fga	pct	ft-fa	pct	off	def	tot	avg							
MISSISSIPPI VALLEY	11-05-19	10	2-3	.667	0-0	.000	0-0	.000	3	1	4	4.0	4	0	2	0	0	4	4.0	
ULM	11-10-19	20	3-6	.500	0-0	.000	4-5	.800	4	6	10	7.0	1	0	3	0	0	10	7.0	
NEW ORLEANS	11-15-19	* 15	1-1	1.000	0-0	.000	0-0	.000	2	0	2	5.3	4	0	1	1	0	2	5.3	
at Southern Miss	11-19-19	* 14	1-1	1.000	0-0	.000	0-0	.000	2	1	3	4.8	4	1	2	0	2	2	4.5	
LOUISIANA TECH	11-23-19	* 16	1-1	1.000	0-0	.000	1-2	.500	0	1	1	4.0	3	0	1	0	0	3	4.2	
SAM HOUSTON ST.	11-26-19	* 24	2-2	1.000	0-0	.000	3-4	.750	2	3	5	4.2	4	0	1	0	1	7	4.7	
vs Alcorn State	11-29-19	* 19	3-5	.600	0-1	.000	2-4	.500	3	2	5	4.3	4	0	2	0	0	8	5.1	
vs Pittsburgh	11-30-19	* 24	3-6	.500	0-0	.000	1-2	.500	2	2	4	4.3	3	0	3	0	0	7	5.4	
at Texas Tech	12-04-19	* 14	2-4	.500	0-0	.000	0-0	.000	0	3	3	4.1	1	1	1	0	0	4	5.2	
SOUTHEAST MISSOURI	12-14-19	16	1-1	1.000	0-0	.000	3-4	.750	0	3	3	4.0	4	0	2	0	0	5	5.2	
GEORGIA SOUTHERN	12-16-19	* 21	0-1	.000	0-0	.000	2-2	1.000	2	4	6	4.2	5	0	5	0	1	2	4.9	
LOUISIANA	12-20-19	22	2-2	1.000	0-0	.000	2-6	.333	3	2	5	4.3	5	0	4	0	0	6	5.0	
ALABAMA ST.	12-28-19	* 23	1-3	.333	0-0	.000	1-1	1.000	0	2	2	4.1	2	0	1	1	1	3	4.8	
GEORGIA	01-02-20	23	2-4	.500	0-0	.000	2-3	.667	3	1	4	4.1	1	0	2	0	3	6	4.9	
at Texas A&M	01-06-20	* 22	1-1	1.000	0-0	.000	0-0	.000	0	1	1	3.9	5	0	1	0	0	2	4.7	
TENNESSEE	01-09-20	* 16	0-2	.000	0-0	.000	0-0	.000	0	0	0	3.6	5	0	1	1	0	0	4.4	
at LSU	01-12-20	* 17	0-1	.000	0-0	.000	0-0	.000	1	2	3	3.6	4	0	1	0	1	0	4.2	
MISSOURI	01-19-20	17	0-1	.000	0-0	.000	0-0	.000	0	0	0	3.4	1	0	0	0	0	0	3.9	
Totals		12	333	25-45	.556	0-1	.000	21-33	.636	27	34	61	3.4	60	2	33	3	9	71	3.9

Games played: 18
Minutes/game: 18.5
Points/game: 3.9
FG Pct: 55.6
3FG Pct: 0.0
FT Pct: 63.6

Rebounds/game: 3.4
Assists/game: 0.1
Turnovers/game: 1.8
Assist/turnover ratio: 0.1
Steals/game: 0.5
Blocks/game: 0.2

THE KITCHENS FILE

BIRTHDAY	JAN. 23, 2000
MAJOR	GENERAL BUSINESS
PARENTS	ANDREA BROOKS-PIERCE
OTHER REBELS TO WEAR #32	

Teena Bender	1988-91
Ellen Buchanan	2003-06
Alliesha Easley	2006-10
Tia Faleru	2011-15
Von Kirk	2000-02
Sabrina McNair	1992-95
Kate Rodgers	2017-2018
Alisa Scott	1984-87
Julianne Signaigo	1998-99
Janet Smith	1974
Risa Turton	1979-80
Pam Vaughn	1981-82

CAREER HIGHS

Points: 10, vs. ULM (11/10/19)
Rebounds: 10, vs. ULM (11/10/19)
Assists: 1, 2x, last at Texas Tech (12/04/19)
Steals: 3, vs. Georgia (01/02/20)
Blocks: 2, at South Carolina (02/07/19)
Field Goals: 3, 2x, last vs. Pitt (11/29/19)
Free Throws: 4, 2x, last vs. ULM (11/10/19)
Three Pointers: --

SEASON HIGHS

Points: 10, vs. ULM (11/10/19)
Rebounds: 10, vs. ULM (11/10/19)
Assists: 1, 2x, last at Texas Tech (12/04/19)
Steals: 3, vs. Georgia (01/02/20)
Blocks: 1, 3x, last vs. Tennessee (01/09/20)
Field Goals: 3, 2x, last vs. Pitt (11/29/19)
Free Throws: 4, vs. ULM (11/10/19)
Three Pointers: --

SEASON SUPERLATIVES

Double-Figure Points: 1
Double-Figure Rebounds: 1
Double-Doubles: 1
5+ Rebounds: 5
5+Assists: --
Led Team in Points: --
Led Team in Rebounds: 4
Led Team in Assists: --

CAREER STATS

Season	gp-gs	min/avg	Total		3-Point		F-Throws		Rebounds				Scoring							
			fg-fga	pct	fg-fga	pct	ft-fa	pct	off	def	tot	avg	pf	fo	ast	to	blk	stl	pts	avg
2018-19	24-3	149/6.2	7-16	.438	0-0	.000	7-10	.700	14	22	36	1.5	42	0	0	11	5	3	21	0.9
2019-20	18-12	333/18.5	25-45	.556	0-1	.000	21-33	.636	27	34	61	3.4	60	4	2	33	3	9	71	3.9
TOTAL	42-15	482/11.5	32-61	.525	0-1	.000	28-43	.651	41	56	97	2.3	102	4	2	44	8	12	92	2.2

40 andeija PUCKETT

Griffin, Ga. • Griffin • Cincinnati

Junior • Center • 6-2



NOTES

2019-20 (Junior)

- Will sit out due to NCAA transfer rules

2018-19 (Sophomore; at Cincinnati)

- Played 35 games, starting one, averaging 4.4 points, 2.7 rebounds, and 1.0 blocks
- Career high 16 points and six rebounds in the WNIT first round vs. Youngstown State

2017-18 (Freshman; at Cincinnati)

- Played 17 games
- Averaged 1.9 points and 0.9 rebounds

HIGH SCHOOL

- 18.0 PPG, 10.0 RPG, 5.0 BPG, 3.0 SPG
- Four-time First Team AAAA All-Region selection
- Georgia Athletic Coaches Association All-State
- All-time leading scorer and rebounder in Griffin High School history
- 2016 Most Valuable Player of rising All-Star Game
- 2016 Atlanta Journal-Constitution Honorable Mention AAAA All-State selection
- Three-star recruit by ESPN

PERSONAL

- Father played basketball at Georgia Southern

SEASON GAME-BY-GAME

THE PUCKETT FILE

BIRTHDAY	OCT. 17, 1998
MAJOR	GENERAL STUDIES
PARENTS	NYKEDA DRIVER & WILLIE PUCKETT
OTHER REBELS TO WEAR #40	

Danetra Forrest	2004-08
Lesli Vollrath	1997-99

CAREER HIGHS

Points: 16, vs. Youngstown St. (03/21/19)
Rebounds: 10, at Saint Louis (11/18/18)
Assists: 2, 2x, last at UCF (01/13/19)
Steals: 3, 3x, last at UCF (01/13/19)
Blocks: 4, 2x, last at Tulsa (01/19/19)
Field Goals: 7, vs. Youngstown St. (03/21/19)
Free Throws: 6, vs. Lipscomb (11/24/18)
Three Pointers: --

SEASON HIGHS

Points: --
Rebounds: --
Assists: --
Steals: --
Blocks: --
Field Goals: --
Free Throws: --
Three Pointers: --

SEASON SUPERLATIVES

Double-Figure Points: --
Double-Figure Rebounds: --
Double-Doubles: --
5+ Rebounds: --
5+ Assists: --
Led Team in Points: --
Led Team in Rebounds: --
Led Team in Assists: --

CAREER STATS

Year	GP-GS	Min/Avg	TOTAL		3-POINT		FREE THROWS		REBOUNDS			PF-FO	Ast	TO	Blk	Stl	Pts/Avg
			FG-FGA	Pct	FG-FGA	Pct	FT-FTA	Pct	Off-Def	Tot	Avg						
2017-18	17-0	81/4.8	14-35	.400	0-0	.000	5-11	.455	5-11	16	0.9	10-0	3	13	4	5	33/1.9
2018-19	35-1	358/10.2	63-129	.488	0-0	.000	29-43	.674	40-56	96	2.7	63-0	6	41	36	17	155/4.4
Totals	52-1	439/8.4	77-164	.470	0-0	.000	34-54	.630	45-67	112	2.2	73-0	9	54	40	22	188/3.6

44 torri LEWIS

Olive Branch, Miss. • Homeschool
Senior • Guard • 5-11



NOTES

2019-20 (Redshirt Senior)

- Has started eight games, playing in 15
- Has hit at least three three-pointers in four games
- Scored 11 points on 3-of-5 3PT shooting in opener vs. MVSU
- Season-high 14 points and 4 3PM vs. Georgia Southern

2018-19 (Senior)

- Redshirted

2017-18 (Junior)

- 31 games, starting in six
- Led team in three-point percentage at 34.4 with 45 threes
- 90 percent of field goals, 87.3 percent of attempts were three-pointers
- Season-high 26 points vs. Alabama after hitting an SEC season-high seven threes
- Was 16- of-32 from three in a four-game span from Feb. 1-11
- Multiple threes in 12 games

2016-17 (Sophomore)

- 3.6 points, 1.0 rebounds in 21 appearances
- Suffered a season-ending injury on Jan. 27
- Seven games with multiple threes

2015-16 (Freshman)

- 4.7 points, 1.1 rebounds per game
- Set Tad Smith Coliseum record for three-pointers with 10 vs. New Orleans, the third-most in NCAA history for a single-game

HIGH SCHOOL

- Played seven years in the Memphis Home Education Association (MHEA)
- Closed prep career with over 3,000 points, 1,000 assists and 1,000 rebounds
- All-time leading scorer at MHEA
- Top rated prep player in Mississippi, No. 22 shooting guard in her class

PERSONAL

- Full first name is Victoria
- Has one son, A.J.
- Had an award established in her name by the MHEA: The "Torri Lewis Award" is given to the varsity player who best assists younger players with their development

THE LEWIS FILE	
BIRTHDAY	APRIL 14, 1996
MAJOR	CRIMINAL JUSTICE
PARENTS	RICHARD ALDEN & LISA MARIA LEWIS
OTHER REBELS TO WEAR #44	

Charlotte Banks	1990-92
Michelle Carrington	1981-82
Jasmine Curtis	2011
Angela Davidson	1999
Sandra Jackson	2001-02
Katorra Lewis	2009-10

CAREER HIGHS

Points: 36, vs. New Orleans (12/02/15)
 Rebounds: 5, 2x, last vs. MVSU (11/05/19)
 Assists: 4, vs. UL-Lafayette (11/15/15)
 Steals: 4, vs. New Orleans (12/02/15)
 Blocks: 1, 3x, last at LSU (01/12/20)
 Field Goals: 11, vs. New Orleans (12/02/15)
 Free Throws: 5, vs. Alabama (02/11/18)
 Three Pointers: 10, vs. New Orleans (12/02/15)

SEASON HIGHS

Points: 14, vs. Ga. Southern (12/16/19)
 Rebounds: 5, vs. MVSU (11/05/19)
 Assists: 2, 2x, last vs. Ga. Southern (12/16/19)
 Steals: 2, vs. New Orleans (11/15/19)
 Blocks: 1, at LSU (01/12/20)
 Field Goals: 4, 4x, last vs. Alabama State (12/28/19)
 Free Throws: 2, 4x, last vs. Tennessee (01/09/20)
 Three Pointers: 4, 2x, last vs. Alabama State (12/28/19)

SEASON SUPERLATIVES

Double-Figure Points: 4
 Double-Figure Rebounds: --
 Double-Doubles: --
 5+ Rebounds: 1
 5+ Assists: --
 Led Team in Points: 1
 Led Team in Rebounds: --
 Led Team in Assists: --

SEASON GAME-BY-GAME

Opponent	Date	gs	min	Total		3-Pointers		Free throws		Rebounds			pf	a	t/o	blk	stl	pts	avg		
				fg-fga	pct	3fg-fga	pct	ft-fa	pct	off	def	tot								avg	
MISSISSIPPI VALLEY	11-05-19	*	20	4-6	.667	3-5	.600	0-0	.000	0	5	5	5.0	1	0	0	0	0	11	11.0	
ULM	11-10-19	*	19	1-2	.500	0-1	.000	2-2	1.000	0	1	1	3.0	0	2	0	0	0	4	7.5	
NEW ORLEANS	11-15-19	*	24	1-5	.200	1-5	.200	2-2	1.000	0	1	1	2.3	1	1	0	0	2	5	6.7	
at Southern Miss	11-19-19	dnp	-	-	-	-	-	-	-	-	-	-	-	-	-	-	-	-	-	-	
LOUISIANA TECH	11-23-19	dnp	-	-	-	-	-	-	-	-	-	-	-	-	-	-	-	-	-	-	
SAM HOUSTON ST.	11-26-19	dnp	-	-	-	-	-	-	-	-	-	-	-	-	-	-	-	-	-	-	
vs Alcorn State	11-29-19		14	1-6	.167	1-5	.200	0-0	.000	0	3	3	2.5	0	1	0	0	0	3	5.8	
vs Pittsburgh	11-30-19		15	0-2	.000	0-2	.000	0-0	.000	0	1	1	2.2	0	0	0	0	0	0	4.6	
at Texas Tech	12-04-19		28	1-2	.500	1-1	1.000	0-0	.000	0	0	0	1.8	0	1	1	0	1	3	4.3	
SOUTHEAST MISSOURI	12-14-19	*	20	1-3	.333	1-3	.333	0-0	.000	0	1	1	1.7	0	0	0	0	0	3	4.1	
GEORGIA SOUTHERN	12-16-19	*	25	4-6	.667	4-6	.667	2-2	1.000	0	3	3	1.9	1	2	1	0	1	14	5.4	
LOUISIANA	12-20-19	*	33	4-12	.333	3-10	.300	0-0	.000	0	3	3	2.0	2	1	0	0	0	11	6.0	
ALABAMA ST.	12-28-19	*	21	4-10	.400	4-10	.400	0-0	.000	0	0	0	1.8	1	0	0	1	0	12	6.6	
GEORGIA	01-02-20	*	24	1-6	.167	1-5	.200	0-0	.000	0	1	1	1.7	0	1	0	0	0	3	6.3	
at Texas A&M	01-06-20		25	1-7	.143	1-7	.143	0-0	.000	0	1	1	1.7	0	0	2	0	0	3	6.0	
TENNESSEE	01-09-20	*	30	0-3	.000	0-3	.000	2-2	1.000	0	1	1	1.6	0	0	3	0	0	2	5.7	
at LSU	01-12-20		17	1-3	.333	1-3	.333	0-0	.000	0	2	2	1.6	2	1	2	1	0	3	5.5	
MISSOURI	01-19-20		8	0-1	.000	0-1	.000	0-0	.000	0	0	0	1.5	0	1	0	1	0	5.1		
Totals			8	323	24-74	.324	21-67	.313	8-8	1.000	0	23	23	1.5	8	11	9	2	5	77	5.1

Games played: 15
 Minutes/game: 21.5
 Points/game: 5.1
 FG Pct: 32.4
 3FG Pct: 31.3
 FT Pct: 100.0

Rebounds/game: 1.5
 Assists/game: 0.7
 Turnovers/game: 0.6
 Assist/turnover ratio: 1.2
 Steals/game: 0.3
 Blocks/game: 0.1

CAREER STATS

Season	gp-gs	min/avg	Total		3-Point		F-Throws		Rebounds			Scoring								
			fg-fga	pct	fg-fga	pct	ft-fa	pct	off	def	tot	avg	pf	fo	ast	to	blk	stl	pts	avg
2015-16	30-6	476/15.9	45-150	.300	39-130	.300	13-20	.650	8	24	32	1.1	34	0	25	12	2	19	142	4.7
2016-17	21-4	325/15.5	25-54	.463	19-41	.463	6-6	1.000	2	19	21	1.0	18	0	16	16	0	8	75	3.6
2017-18	31-6	651/21.0	50-150	.333	45-131	.344	10-12	.833	4	36	40	1.3	34	0	25	31	0	11	155	5.0
2019-20	15-8	323/21.5	24-74	.324	21-67	.313	8-8	1.000	0	23	23	1.5	8	0	11	9	2	5	77	5.1
TOTAL	97-24	1775/18.3	144-428	.336	124-369	.336	37-46	.804	14	102	116	1.2	94	0	77	68	4	43	449	4.6

THE PAVILION AT OLE MISS

The centerpiece of the Forward Together campaign is the state-of-the-art \$96.5-million Pavilion at Ole Miss. On July 31, 2014, ground was broken on the 225,000-square foot arena that officially opened its doors on January 7, 2016 with the Rebel men's basketball team's victory over Alabama.

Designed by AECOM and built by BL Harbert, The Pavilion boasts a capacity of 9,500 fans and includes a number of first-class amenities, including courtside and baseline seating for students, three premium club areas for fans and more than 1,700 premium seats all within an intimate seating bowl. The men's and women's locker rooms measure almost 1,500 square feet, while the facility also houses two visiting team locker rooms, officials' locker rooms, a volleyball locker room and green room space.

Ole Miss worked with Daktronics to design, manufacture and install what was the largest center-hung video display board in college sports at the time with nearly 2,400 square feet of LED. The center-hung configuration consists of 13 video displays for a total of more than 3.6 million LEDs. It includes four main video displays, two undermount video displays, four corner displays and three 360-degree rings.

On January 28, 2017, the hardwood that the Rebels play on was officially named Craddock Court. Due to the generosity of Ben and David Craddock, the floor was named in honor of the entire Craddock family.

The main entrance and north lobby of The Pavilion features the C Spire Speedzone, an interactive lounge through partnership with C Spire that also includes Steak 'n Shake, Raising Cane's, Rebel Shop by Fanatics and a ticket office. The C Spire Speedzone offers a lightning fast, 1 gigabit-per-second, fiber optic-enabled Wi-Fi network as well as social media digital displays, power port enabled charging stations and a kiosk to purchase mobile devices and accessories.

The Pavilion also includes a five-story parking garage with 800 spaces that services the entire campus community.

The placement of The Pavilion allows Ole Miss to further enhance its athletics complex - better connecting athletics to the heart of the best campus in higher education. This centralized location creates an impressive "front door" for Rebel Athletics and a destination point not only on a gameday but every day of the week.

The Pavilion at Ole Miss is the crown jewel of the Forward Together Campaign, which surpassed its original goal of \$150 million in just more than four years. Other components of the campaign included the north end zone expansion and suite renovations at Vaught-Hemingway Stadium, renovation of the Gillom Center, FedEx Academic Support Center and Starnes Athletic Training Center, as well as other future projects.

Facility Highlights:

- Opened January 7, 2016
- More than 225,000 total square feet
- Seats approximately 9,500 fans and includes 1,700 premium seats
- Houses men's and women's locker rooms measuring almost 1,500 square feet
- Features largest center-hung video display board in college sports with nearly 2,400 square feet of LED
- Concourse highlighted by the C Spire Speedzone, which includes Steak 'n Shake, Raising Cane's, The Rebel Shop a Fanatics Experience
- Includes five-story parking garage with more than 800 spaces

QUICK FACTS

- Capacity:** 9,500
Opened: Jan. 7, 2016
Record: 39-33 (Four Seasons)
First Opponent: Florida (Jan. 10, 2016; L, 85-65)
First Basket: Madinah Muhammad (3-pointer, vs. Florida)
First Win: vs. #9 Kentucky (73-65, Jan. 21, 2016)

TOP-15 HOME CROWDS (ALL-TIME)

1. 8,229 (12/12/17)* Southern Miss, W, 68-59
2. 8,203 (11/10/17)*NW State, W, 75-44
3. 8,088 (12/01/16)* Jackson State, W, 89-41
4. 7,407 (11/13/15) Mississippi Valley St., W, 97-61
5. 7,389 (12/12/18)* Louisiana, W, 79-57
6. 7,042 (11/13/17)*Kennesaw State, W, 92-63
7. 6,574 (12/16/19)*GA Southern, W, 69-66 (OT)
8. 6,297 (12/02/17)*Arkansas State, W, 74-48
9. 5,870 (11/13/09)SE Louisiana, W, 80-42
10. 5,696 (11/14/14)Grambling State, W, 92-67
11. 5,404 (02/06/88)Tennessee, L, 78-67
12. 5,199 (11/20/14) Southern, W, 91-68
13. 4,634 (02/12/17)*Mississippi State, L, 66-44
14. 4,491 (12/04/13)La Tech, W, 79-68
15. 4,489 (02/22/04)Tennessee, L, 85-69

*Denotes game played at The Pavilion at Ole Miss



RADIO/TV ROSTER



1 SARAH DUMITRESCU
Fr. • G • 6-0



2 MIMI REID
R-So. • G • 5-8




3 DONNETTA JOHNSON
So. • G • 5-11



11 TOOTIE RANKIN
Jr. • G • 5-7




12 JORDAN BERRY
Fr. • G • 5-7




13 DOMINIQUE BANKS
Jr. • F • 6-5



20 JAYLA ALEXANDER
Fr. • G • 5-9



21 TAYLOR SMITH
So. • G • 5-8




25 BRYN PARKER
Fr. • G • 6-0



31 DEJA CAGE
R-Jr. • G • 5-8



32 IYANLA KITCHENS
So. • F • 6-2



40 ANDEIJA PUCKETT
Jr. • C • 6-2



44 TORRI LEWIS
R-Sr. • G • 5-11



HC YOLETT MCPHEE-MCCUIN
2nd Year (Rhode Island, '04)