



# ALABAMA BASKETBALL

**GAME 31: AUBURN**

**MARCH 1, 2015 • 2 P.M. CT • AUBURN, ALA. • AUBURN ARENA (9,121)**

## THE MATCHUP

ALABAMA		AUBURN
13-17	Record	11-17
2-13 SEC	Conference Record	2-13 SEC
NR/NR	Ranking (AP/Coaches)	NR/NR
Kristy Curry	Head Coach	Terri Williams-Flournoy
27-33/2nd	Record at School	49-47/3rd
336-182/16th	Overall Record	192-151/11th
59.3	Points/Game	56.7
61.6	Opp. Points/Game	55.2
-2.3	Scoring Margin	+1.5
.373	FG%	.399
.400	Opp. FG%	.371
.248	3FG%	.260
.326	Opp. 3FG%	.268
.627	FT%	.603
38.2	Rebounds/Game	36.2
37.1	Opp. Rebounds/Game	35.9
+1.1	Rebounding Margin	+0.3
10.8	Assists/Game	13.1
18.6	Turnovers/Game	17.2
0.6	Assist/Turnover Ratio	0.8
8.8	Steals/Game	10.5
3.4	Blocks/Game	4.4

## THE SERIES

Number of meetings	81
Alabama wins	36
Auburn wins	45
Last meeting	Jan. 22, 2015 (W, 51-50)
First Meeting	1972-73 (W, 33-29)
Streak	Won 1
Last Alabama Win	Jan. 22, 2015 (51-50)

## Previous Five Meetings

Date	Result	Location
Jan. 22, 2015	W, 51-50	Tuscaloosa, Ala.
Feb. 27, 2014	L, 65-70 <sup>2OT</sup>	Auburn, Ala.
Jan. 16, 2014	L, 39-61	Tuscaloosa, Ala.
Feb. 17, 2013	L, 53-70	Auburn, Ala.
Jan. 24, 2013	W, 61-51	Tuscaloosa, Ala.

## MEDIA INFORMATION

TV	SEC Network+
Play-by-Play	Rod Bramblett
Analyst	Joe Ciampi

Radio	Crimson Tide Sports Network
Play-by-Play	Roger Hoover

## Team Contacts

Alabama	Jessica Paré
Office	205.348.3673
Cell	205.394.5985
E-mail	jpare@ia.ua.edu

Auburn	Wes Todd
Office	334.750.5682
E-mail	wlt0006@auburn.edu

• Sunday's game will be the 82nd meeting between Alabama and Auburn and will be the second of two games in the series this season. The Crimson Tide has won 36 of the previous games, while the Tigers have claimed 45 wins in the series. Alabama snapped a three-game losing skid to Auburn earlier in the season with a 51-50 victory on Jan. 22, in Tuscaloosa. The Tide's last win in Auburn came on Feb. 17, 2011 by a score of 59-51.

• Alabama has lost its last two games by a combined six points, falling 57-55 to No. 14/16 Mississippi State and 53-49 to Florida., both of which came at home. A win in Sunday's game would give the Crimson Tide the No. 13 seed in the Southeastern Conference Tournament next week, while a loss would put Auburn and No. 13 and Alabama at No. 14. Sophomore Ashley Williams continues to lead the team in scoring (13.4 ppg) and rebounding (6.2 rpg), while redshirt freshman Karyla Middlebrook is the Tide's leader in assists (3.2 apg). Alabama lost senior guard Sharin Rivers in Thursday's game to an ACL tear.

• After going winless in conference play through 13 games, Auburn has picked up wins in its last two, beating Georgia, 44-26, and Vanderbilt, 70-58, both of which came on the road. The Tigers are led offensively by junior Tra'cee Tanner and sophomore Brandy Montgomery, who combine for 23 points per game. Tanner also leads the squad in rebounds (5.9 rpg), while freshman Neydja Petithomme collects a team-best 3.1 assists.

## SOCIAL MEDIA

Follow the Alabama women's basketball on the social media sites listed below for up-to-date news, exclusive content and more.



Like us on Facebook at AlabamaWBB.



Follow us on Twitter at AlabamaWBB.



Follow us on Instagram at AlabamaWBB.

## 2014-15 SCHEDULE

### NOVEMBER

9	North Alabama (Exhibition)	W, 80-48
14	Florida A&M (SECN +) <sup>1</sup>	W, 60-44
16	7/7 Duke (SECN)	L, 40-90
18	Jacksonville State (SECN +)	L, 62-64
21	at RV/NR Kansas (ESPN3) <sup>2</sup>	W, 85-80
22	vs. Georgetown <sup>2</sup>	W, 72-58
23	vs. Temple <sup>2</sup>	W, 58-51
26	Alabama A&M (SECN +)	W, 75-44
30	vs. Quinnipiac (ESPN3) <sup>3</sup>	L, 66-73

### DECEMBER

2	USC Upstate (SECN +)	W, 74-65
4	UT Martin (SECN +)	W, 68-55
7	12/15 Nebraska (SECN +)	W, 53-51
14	Mercer (SECN)	L, 39-46
16	Ark.-Pine Bluff (SECN +) <sup>1</sup>	W, 71-27
21	New Orleans (SECN +)	W, 87-58
28	Mississippi Valley State (SECN +)	W, 71-40

### JANUARY

2	11/11 Kentucky (SECN +) *	L, 66-78
4	at 19/19 Georgia (FSN) *	L, 47-64
8	1/1 South Carolina (SECN +) *	L, 59-102
11	at Ole Miss (SECN +) *	L, 63-77
18	at 15/18 Mississippi State (FSN) *	L, 50-66
22	Auburn (FSN) *	W, 51-50
25	Vanderbilt (FSN) *	L, 52-55
29	at 1/1 South Carolina (SECN +) *	L, 54-85

### FEBRUARY

1	Arkansas (SECN +) *	L, 42-53
8	at RV/RV LSU (SECN) *	L, 39-51
12	Missouri (FSN) *	W, 67-64
16	at 15/16 Texas A&M (SECN) *	L, 49-70
19	at 6/6 Tennessee (FSN) *	L, 56-77
22	14/16 Mississippi State (SECN +) *	L, 55-57
26	Florida (SECN) *	L, 49-53

### MARCH

1	at Auburn (SECN +) *	2 p.m.
4-8	SEC Tournament <sup>4</sup>	TBA

<sup>1</sup> Games Played at Coleman Coliseum

<sup>2</sup> Hall of Fame Women's Challenge (Lawrence, Kan.)













<sup>3</sup> Hall of Fame Women's Challenge (Uncasville, Conn.)

<sup>4</sup> Southeastern Conference Tournament (Little Rock, Ark.)

\* Southeastern Conference game

All times listed in central and subject to change

## RADIO/TV CHART

1		<b>QUANETRIA (Nee-Nee) BOLTON</b> F • 6-0 • Fr. • Anniston, Ala. <table><tr><th>PPG</th><th>RPG</th><th>APG</th><th>SPG</th><th>BPG</th><th>MPG</th></tr><tr><td>4.8</td><td>3.7</td><td>0.6</td><td>0.4</td><td>0.9</td><td>14.5</td></tr></table>	PPG	RPG	APG	SPG	BPG	MPG	4.8	3.7	0.6	0.4	0.9	14.5	LAST GAME: Had eight points and three rebounds against Florida. NOTE: Saw her first collegiate action against Kansas on Nov. 21 ... pulled down a season-high 10 rebounds against Arkansas-Pine Bluff ... had a season-best four blocks at Texas A&M.	<b>CAREER HIGHS</b> Pts: 16 vs. New Orleans (12/21/14) Rebs: 10 vs. UAPB (12/16/14) Blks: 4 at Texas A&M (2/16/15)
PPG	RPG	APG	SPG	BPG	MPG											
4.8	3.7	0.6	0.4	0.9	14.5											
3		<b>KHADIJAH (kuh-DEE-jah) CARTER</b> G • 6-1 • Jr. • Goodrich, Texas. <table><tr><th>PPG</th><th>RPG</th><th>APG</th><th>SPG</th><th>BPG</th><th>MPG</th></tr><tr><td>1.3</td><td>1.0</td><td>0.0</td><td>0.4</td><td>0.1</td><td>5.4</td></tr></table>	PPG	RPG	APG	SPG	BPG	MPG	1.3	1.0	0.0	0.4	0.1	5.4	LAST GAME: Did not play vs. Florida. NOTE: Played in 19 games this season in a reserve role ... seen limited time due to an ankle injury ... had her best game this season against Auburn with eight points, three rebounds, two steals and a block.	<b>CAREER HIGHS</b> Pts: 15 vs. Wisconsin (11/21/13) Rebs: 8 vs. CS Fullerton (11/30/13) Asts: 3 vs. CS Fullerton (11/30/13)
PPG	RPG	APG	SPG	BPG	MPG											
1.3	1.0	0.0	0.4	0.1	5.4											
5		<b>BREANNA (Bree-Bree) HAYDEN</b> G • 5-8 • So. • Dallas, Texas <table><tr><th>PPG</th><th>RPG</th><th>APG</th><th>SPG</th><th>BPG</th><th>MPG</th></tr><tr><td>4.8</td><td>3.1</td><td>1.8</td><td>1.4</td><td>0.1</td><td>20.0</td></tr></table>	PPG	RPG	APG	SPG	BPG	MPG	4.8	3.1	1.8	1.4	0.1	20.0	LAST GAME: Had three points, two rebounds and two assists vs. Florida. NOTE: Transferred from Baylor ... made her Alabama debut vs. Mercer on Dec. 14 ... had her best outing to date at Ole Miss with 16 points and four assists.	<b>CAREER HIGHS</b> Pts: 16 at Ole Miss (1/11/15) Rebs: 7 vs. MVSU (12/28/14) Asts: 5 at Texas A&M (2/16/15)
PPG	RPG	APG	SPG	BPG	MPG											
4.8	3.1	1.8	1.4	0.1	20.0											
11		<b>HANNAH COOK</b> G • 6-0 • Fr. • Ozark, Mo. <table><tr><th>PPG</th><th>RPG</th><th>APG</th><th>SPG</th><th>BPG</th><th>MPG</th></tr><tr><td>8.4</td><td>3.1</td><td>1.3</td><td>1.2</td><td>0.2</td><td>25.0</td></tr></table>	PPG	RPG	APG	SPG	BPG	MPG	8.4	3.1	1.3	1.2	0.2	25.0	LAST GAME: Had six points, three rebounds and one assist vs. Florida. NOTE: Second on the team in scoring at 8.4 ppg ... started 23 games ... scored 19 of Alabama's 40 points vs. Duke in her first start for the Crimson Tide.	<b>CAREER HIGHS</b> Pts: 23 vs. UT Martin (12/4/14) Rebs: 10 vs. Nebraska (12/7/14) Asts: 5 vs. UAPB (12/16/14)
PPG	RPG	APG	SPG	BPG	MPG											
8.4	3.1	1.3	1.2	0.2	25.0											
13		<b>NIKKI HEGSTETTER</b> F • 6-2 • Jr. • Kennesaw, Ga. <table><tr><th>PPG</th><th>RPG</th><th>APG</th><th>SPG</th><th>BPG</th><th>MPG</th></tr><tr><td>5.2</td><td>5.2</td><td>1.2</td><td>0.7</td><td>0.8</td><td>27.7</td></tr></table>	PPG	RPG	APG	SPG	BPG	MPG	5.2	5.2	1.2	0.7	0.8	27.7	LAST GAME: Had three points, three rebounds, one assist and one steal vs. Florida. NOTE: Started the last 65 straight games for the Crimson Tide ... hauled in a career-high 14 rebounds against Kentucky.	<b>CAREER HIGHS</b> Pts: 16 at UTC (11/8/13) Rebs: 14 vs. Kentucky (1/2/15) Blks: 4 vs. FAMU (11/14/14)
PPG	RPG	APG	SPG	BPG	MPG											
5.2	5.2	1.2	0.7	0.8	27.7											
15		<b>MEOSHONTI (Meo) KNIGHT</b> G • 5-8 • Fr. • Morgan City, La. <table><tr><th>PPG</th><th>RPG</th><th>APG</th><th>SPG</th><th>BPG</th><th>MPG</th></tr><tr><td>7.6</td><td>2.5</td><td>1.1</td><td>1.4</td><td>0.1</td><td>19.7</td></tr></table>	PPG	RPG	APG	SPG	BPG	MPG	7.6	2.5	1.1	1.4	0.1	19.7	LAST GAME: Had one rebound and one assist vs. Florida. NOTE: Named Most Outstanding Player for Alabama at Hall of Fame Women's Challenge ... started three games this season ... second on the team in getting to the FT line.	<b>CAREER HIGHS</b> Pts: 16, twice Rebs: 8 vs. FAMU (11/14/14) Asts: 3, three times
PPG	RPG	APG	SPG	BPG	MPG											
7.6	2.5	1.1	1.4	0.1	19.7											
20		<b>ASHLEY WILLIAMS</b> F • 6-0 • So. • Covington, Ga. <table><tr><th>PPG</th><th>RPG</th><th>APG</th><th>SPG</th><th>BPG</th><th>MPG</th></tr><tr><td>13.4</td><td>6.2</td><td>0.5</td><td>1.1</td><td>0.2</td><td>30.0</td></tr></table>	PPG	RPG	APG	SPG	BPG	MPG	13.4	6.2	0.5	1.1	0.2	30.0	LAST GAME: Had nine points, four rebounds, two assists and one steal vs. Florida. NOTE: Has four double-doubles this season and nine for her career ... leads the team and is 12th in the SEC in scoring (13.4 ppg) and 18th in the league in rebounding (6.2 rpg) ... No. 1 in field goal percentage (.537).	<b>CAREER HIGHS</b> Pts: 29 vs. Alabama A&M (11/26/14) Rebs: 15 vs. Miss. St. (2/20/14) Blks: 3 vs. Miss. St. (2/20/14)
PPG	RPG	APG	SPG	BPG	MPG											
13.4	6.2	0.5	1.1	0.2	30.0											
22		<b>KARYLA (kuh-RYE-luh) MIDDLEBROOK</b> G • 5-7 • Rs Fr. • Blue Springs, Mo. <table><tr><th>PPG</th><th>RPG</th><th>APG</th><th>SPG</th><th>BPG</th><th>MPG</th></tr><tr><td>7.2</td><td>2.7</td><td>3.2</td><td>1.0</td><td>0.0</td><td>28.9</td></tr></table>	PPG	RPG	APG	SPG	BPG	MPG	7.2	2.7	3.2	1.0	0.0	28.9	LAST GAME: Led Alabama with 15 points, a career-high tying seven rebounds, two assists and a steal vs. Florida. NOTE: Ranks fifth in the SEC in assists at 3.2 per game ... Scored in double figures 10 times this season.	<b>CAREER HIGHS</b> Pts: 17 vs. Missouri (2/12/15) Rebs: 7, twice Asts: 7, twice
PPG	RPG	APG	SPG	BPG	MPG											
7.2	2.7	3.2	1.0	0.0	28.9											
25		<b>BRIANA (Breezi) HUTCHEN</b> F • 6-1 • Sr. • Baltimore, Md.. <table><tr><th>PPG</th><th>RPG</th><th>APG</th><th>SPG</th><th>BPG</th><th>MPG</th></tr><tr><td>5.4</td><td>5.0</td><td>0.6</td><td>1.0</td><td>0.3</td><td>19.7</td></tr></table>	PPG	RPG	APG	SPG	BPG	MPG	5.4	5.0	0.6	1.0	0.3	19.7	LAST GAME: Had two rebounds and one steal vs. Florida. NOTE: Recorded the first double-double of her career at Kansas with 20 points and 11 rebounds ... had a career-high 21 points in addition to 10 rebounds for her second career double-double vs. USC Upstate.	<b>CAREER HIGHS</b> Pts: 21 vs. USC Upstate (12/2/14) Rebs: 14 vs. Auburn (1/16/14) Asts: 3, twice
PPG	RPG	APG	SPG	BPG	MPG											
5.4	5.0	0.6	1.0	0.3	19.7											
33		<b>SHARIN (SHAY-rin) RIVERS</b> G • 5-3 • Sr. • Huntsville, Ala. <table><tr><th>PPG</th><th>RPG</th><th>APG</th><th>SPG</th><th>BPG</th><th>MPG</th></tr><tr><td>3.4</td><td>1.6</td><td>1.4</td><td>1.1</td><td>0.0</td><td>15.9</td></tr></table>	PPG	RPG	APG	SPG	BPG	MPG	3.4	1.6	1.4	1.1	0.0	15.9	LAST GAME: Had five points, two assists, one rebound and one steal before tearing her ACL at the end of the first half. NOTE: Saw action in 28 games, making seven starts ... sidelined for the game at Miss. State with a concussion and the Vanderbilt game after dislocating a finger.	<b>CAREER HIGHS</b> Pts: 18, twice Rebs: 6, twice Asts: 6 at Vanderbilt (2/23/14)
PPG	RPG	APG	SPG	BPG	MPG											
3.4	1.6	1.4	1.1	0.0	15.9											
34		<b>OCEANA (oh-she-ANNE-uh) HAMILTON</b> F/C • 6-4 • So. • Mississauga, Ontario. <table><tr><th>PPG</th><th>RPG</th><th>APG</th><th>SPG</th><th>BPG</th><th>MPG</th></tr><tr><td>2.8</td><td>2.5</td><td>0.2</td><td>0.1</td><td>1.1</td><td>9.6</td></tr></table>	PPG	RPG	APG	SPG	BPG	MPG	2.8	2.5	0.2	0.1	1.1	9.6	LAST GAME: Did not play vs. Florida. NOTE: Seen action in 18 games in a reserve role ... had her best performance of the season against Mississippi Valley State with 11 points and six rebounds.	<b>CAREER HIGHS</b> Pts: 11, twice Rebs: 8 vs. Ala. A&M (11/25/13) Blks: 4 vs. Temple (11/23/14)
PPG	RPG	APG	SPG	BPG	MPG											
2.8	2.5	0.2	0.1	1.1	9.6											
35		<b>DIAMANTÉ (Dee-Dee) MARTINEZ</b> F • 6-3 • Fr. • New Orleans, La. <table><tr><th>PPG</th><th>RPG</th><th>APG</th><th>SPG</th><th>BPG</th><th>MPG</th></tr><tr><td>0.4</td><td>1.9</td><td>0.0</td><td>0.0</td><td>0.5</td><td>6.5</td></tr></table>	PPG	RPG	APG	SPG	BPG	MPG	0.4	1.9	0.0	0.0	0.5	6.5	LAST GAME: Did not play vs. Florida. NOTE: Played in 11 games in a reserve role this season ... hit the first basket of her Alabama career against South Carolina.	<b>CAREER HIGHS</b> Pts: 2 vs. South Carolina (1/8/15) Rebs: 8 vs. FAMU (11/14/14) Blks: 3 vs. UAPB (12/16/14)
PPG	RPG	APG	SPG	BPG	MPG											
0.4	1.9	0.0	0.0	0.5	6.5											

## 2014-15 ALABAMA QUICK FACTS

Founded	1831
Location	Tuscaloosa, Alabama
Enrollment	36,155
Nickname	Crimson Tide
Colors	Crimson and White
President	Dr. Judy Bonner
Athletics Director	Bill Battle
Sr. Associate AD/SWA	Marie Robbins
Conference	Southeastern
Ticket Office Phone	877-TIDETIX
Basketball Facility	Foster Auditorium
Capacity	3,800

## BASKETBALL QUICK FACTS

Head Coach	Kristy Curry, Northeast Louisiana '88
UA Record	27-33 (.450)/Second Season
SEC Record	9-22 (.290)/Second Season
Career Record	336-182 (.649)/16th Season
Assistant Coaches	Kelly Curry, Texas A&M '90 Terry Nooner, Kansas '00 Shereka Wright, Purdue '04
Operations	Grant Fausset, Purdue '04
Video Coordinator	Lindsey Hicks, Purdue '04
Basketball Office	(205) 348-7077
2013-14 Record	14-16
2013-14 SEC Record	7-9
Postseason Play	N/A
Starters Returning/Lost	3/2
Letterwinners Returning/Lost	6/4

## PROGRAM HISTORY

Inaugural Year	1974
All-Time Record	685-531 (.563)
All-Time SEC Record	143-265 (.350)
All-Time Home Record	334-165 (.669)
Years in NCAA Tournament	10
Tournament Record	16-10 (.615)
Years in NIT	4
Tournament Record	5-4 (.556)
SEC Tournament Record	25-34 (.424)
All-Americans	6 with 36 honors
All-SEC Players	25 players with 46 honors
SEC Player of the Year	1
SEC All-Freshman	11
SEC Freshman of the Year	1

## ATHLETICS COMMUNICATIONS

Associate AD/Ath. Communications	Doug Walker
Associate AD/FB Communications	Jeff Purinton
Director	Jessica Paré (WBB CONTACT)
Associate Directors	Aaron Jordan Josh Maxson Roots Woodruff
Assistant Director	Nathan Sheehan Alex Thompson
Staff Assistant	Michael Stimpert
Administrative Assistant	Mandy Stewart

Mailing Address:  
Coleman Coliseum  
Box 870391  
Tuscaloosa, AL 35487

## NEWS AND NOTES

### THE COACHES

Alabama head coach Kristy Curry has a history of success in her 16 year career. Nine of her teams have made the NCAA tournament, including a trip to the 2001 championship game while coaching at Purdue. With the Boilermakers, she won two Big Ten regular season titles. She holds an overall coaching record of 336-182 and has led nine teams to 20-win seasons. The Tigers are under the direction of third-year head coach Terri Williams-Flournoy, who in her first season at Auburn, reached the quarterfinals of the Women's National Invitation Tournament and the third round in 2014. In her 10 complete seasons as a head coach, Williams-Flournoy has guided her teams to the postseason six times, advancing to the NCAA Tournament in three of those years. Prior to taking over at Auburn, she was head coach at Georgetown from 2004-12. Assistant coaching stops for Williams-Flournoy include Southwest Missouri State (2002-04), Georgia (1996-2002) and Georgetown (1992-96).

### LAST MEETING

A last-second block from junior Khadijah Carter helped secure the 51-50 victory for Alabama in the Jan. 22 meeting between the Tide and Tigers. Stifling defense and aggressive play helped Alabama claim the victory, especially late in the game as UA forced four Auburn turnovers in the final 2:41. Alabama had three players in double-figures, led by redshirt freshman Karyla Middlebrook with 12 points and a team-high five assists. Sophomore Ashley Williams added 11, while junior Nikki Hegstetter led the Tide in rebounds with six and added 10 points. The Tide also received big minutes from Carter, who contributed a season-high eight points in the win. The two teams traded baskets in the opening minutes, but 13 unanswered points over a near six minute span gave Alabama a 17-6 advantage with 9:30 to play in the half. The Tide led by as many as 15 in the period, however the Tigers would cut that to six at halftime after scoring nine unanswered. Alabama remained on top throughout the second half until a three from junior Katie Frerking gave the Tigers the 47-45 edge with 3:48 to go. Middlebrook then came up big for the Tide with six straight points giving Alabama a 51-47 lead. Tiger sophomore Brandy Montgomery hit one final shot for Auburn with 48 seconds to go before Carter's rejection at the last second.

### SEC RANKINGS

Alabama has several players ranked in the league standings. Below is a complete list:

#### Scoring

Ashley Williams – 12th (all games), 16th (SEC games)

#### Rebounding

Ashley Williams – 18th (all games), 17th (SEC games)

#### Field Goal Percentage

Ashley Williams – 1st (all games)

#### Assists

Karyla Middlebrook – 5th (all games)

#### Free Throw Percentage

Karyla Middlebrook – 7th (SEC games)  
Meo Knight – 13th (SEC games)

#### 3-Point Field Goals Made

Hannah Cook – 11th (all games), 13th (SEC games)

#### Blocked Shots

Quanetria Bolton – 15th (all games), 13th (SEC games)  
Nikki Hegstetter – 11th (SEC games)

#### Assist/Turnover Ratio

Karyla Middlebrook – 8th (all games)

### YOUTH LEADS TIDE IN NUMBERS

Through 30 games, Alabama has been led statistically by its youth. The Crimson Tide freshmen and sophomores have accounted for 75.4 percent (1,343 of 1,780) of its scoring and 56.3 percent (646 of 1,147) of its rebounding. In UA's season opener, 76.7 percent of its points (46 of 60) was scored by underclassmen. Sophomore Ashley Williams led the way with 21 points, while freshmen Hannah Cook and Meoshonti Knight added 10 apiece and redshirt freshman Karyla Middlebrook the other five. Cook, alone, had 19 of the Tide's 40 points against No. 7 Duke, and she and Williams combined for 44 of Alabama's 62 points vs. Jacksonville State. The Tide's underclassmen accounted for 45 of its 54 points at South Carolina and 32 of its 42 points against Arkansas. Most recently, the freshmen and sophomores scored 44 of Alabama's 49 points at Texas A&M, 50 of 56 points at Tennessee and 44 of its 55 points against Mississippi State. Last time out, the underclassmen had 41 of 49 points and 23 of 29 rebounds.

## EARLY SIGNEES

### TAYLOR DOAN 6-4 • POST • KEARNEY, MO. • KEARNEY HS

Doan, a 6-4 post from Kearney, Mo., is, "among the most nimble low-post prospects in the class with a power frame," according to Dan Olson of Collegiate Girls Basketball Report. He also added that Doan, "combines soft touch and finishing skills in the paint with an emerging face up game." She is currently ranked the No. 57 overall prospect and the No. 10 post in the nation according to ESPNW HoopGurlz. Doan is a three-time first team all-conference and all-district selection and was named conference MVP her freshman year after averaging 11.4 points and 9.5 rebounds. She helped lead Kearney High School to a trio of conference championships as well as two district championships. Doan also made the Kearney Classic All-Star Team all three years and was voted second team all-state by the media as a sophomore.

### C'CORIEA FOY 5-11 • WING • FAYETTEVILLE, N.C. • JACK BRITT HS

Foy, a 5-11 wing from Fayetteville, N.C., provides Alabama with a versatile option both midrange and outside. Olson described her as an, "ultra-athletic guard and a prototype SEC prospect with a high ceiling." ESPNW HoopGurlz has Foy ranked the No. 22 guard in the nation. Foy made a huge impact at Jack Britt High School from the beginning as she was named team MVP as a freshman and has held the title every year since. She's led her team in scoring for the past three seasons including a 15.8 point average as a junior in addition to 6.8 rebounds per contest. Foy set a career-high in points last season, collecting 32 to help her reach the 1,000 point milestone in 2014.

### TRISTA MAGEE 6-0 • WING • ELLISVILLE, MISS. • PRESBYTERIAN CHRISTIAN

Magee, a 6-0 wing from Ellisville, Miss., is one of the top players in the state of Mississippi. Olson described her as an, "athletic and long perimeter threat with a big future for the college game." Magee, two-time member of the Clarion-Ledger Dandy Dozen Team, averaged a double-double of 22.3 points and 10.0 rebounds as a junior for coach Missy Bilderback at Presbyterian Christian. Following last season, she was named player of the year by Pine Belt Sports, the Hattiesburg American and the Mississippi Association of Independent Schools.

### SHAQUERA WADE 6-0 • WING • HUNTSVILLE, ALA. • HUNTSVILLE HS

Wade, a 6-0 wing from Huntsville, Ala. is "among the elite ultra-athletes in the 2015 class," said Olson. He also added she was, "a scoring machine off the dribble with range beyond the arc." Wade is ranked No. 48 overall and the No. 12 guard in her class by ESPNW HoopGurlz. Wade comes in with a long list of accolades including being named an Adidas Three Stripe All-American. Following her junior season, where she averaged 14.4 points, 6.7 rebounds and 3.7 steals, Wade earned Tennessee Valley Second Team honors and was recognized as the 2014 North All-Star MVP. She has made the all-city first team for two consecutive seasons and was an Alabama Sports Writers Second Team All-State selection in 2013 and 2014.

## NEWS AND NOTES

### TIDE REACHES DOUBLE-DIGITS WINS IN NON-CONFERENCE PLAY

Alabama's 11 wins heading into January is four more than last season and the most non-conference victories since 2010, when the Crimson Tide also had 11.

### GETTING TO THE LINE

Alabama has been one of the most successful teams drawing fouls this season as the Crimson Tide ranks fifth in the nation in free throw attempts.

### Free Throw Attempts (through 2/27/15)

1. Mississippi State	747
2. Kentucky	731
3. Gardner-Webb	712
4. UNLV	703
3. ALABAMA	695
6. North Dakota	692
7. St. Mary's (California)	684
8. Wright State	653
9. Jackson State	649
10. Bryant	646

### KNIGHT NAMED MOST OUTSTANDING PLAYER AT HALL OF FAME WOMEN'S CHALLENGE

Freshman Meoshonti Knight scored a season-high 16 points, including 7-7 from the free throw line, in addition to five rebounds and three assists off the bench against Quinnipiac. For her efforts, she was named Alabama's Most Outstanding Player at the Hall of Fame Women's Challenge, which was played at Mohegan Sun Arena in Uncasville, Conn.

### HOME SWEET HOME

In stark contrast to last season, Alabama was home for the majority of its non-conference schedule including all seven games in December. The Crimson Tide has not played all of its games in the month of December at home since having on one during the 1975-76 season in Tuscaloosa against Stillman on Dec. 3.

### LOST OF OPPORTUNITIES EARLY

Alabama played 11 games throughout the first three weeks of the season, marking the most games played by an NCAA Division I school in that span. The Crimson Tide has never had that many games to start a season.

### DEFENSE DOMINATES IN WIN VS. UAPB

Alabama played one of its most dominant games in the Kristy Curry era on Dec. 16, where the Crimson Tide cruised past Arkansas-Pine Bluff on Tuesday. UA limited Arkansas-Pine Bluff to only 27 points,

the lowest total by a Tide opponent this season and the second-lowest in program history. The lowest opponent point total was 21 by Georgia State on Dec. 21, 1990. The 47-point win was also the UA's largest margin of victory since Dec. 1, 2010, when it earned a 49-point victory over Alabama State, 80-31. Alabama recorded a season-high 16 steals and scored 40 of its 71 points off turnovers.

### PRACTICE MADE PERFECT AT THE FT LINE

Three Alabama players shot 100 percent from the free throw line in the Tide's game vs. Quinnipiac, helping the team finish 90 percent (18-20) for the game. Freshman Meoshonti Knight was 7-7, while redshirt freshman Karyla Middlebrook went 6-6 and senior Sharin Rivers 4-4 from the charity stripe.

### WILLIAMS HONORED AS SEC PLAYER OF THE WEEK

Sophomore Ashley Williams was named the Southeastern Conference Women's Basketball Player of the Week on Nov. 24. The forward from Covington, Ga., averaged 21.3 points and 8.3 rebounds per game for the Crimson Tide last week and was instrumental in Alabama going undefeated at the Hall of Fame Women's Challenge in Lawrence, Kan., picking up wins against Kansas, Georgetown and Temple. Williams scored 20 or more points in three of the four contests, including a career-high 26 against Jacksonville State earlier in the week and added her second double-double of the season and seventh of her career with 20 points and 11 rebounds versus the Owls. She was 72.1 percent from the floor, hitting 31 of 43 shots and averaged a team-best 31.8 minutes of action per game.

### WILLIAMS NAMED TO NCAA.COM'S STARTING FIVE

Sophomore forward Ashley Williams' notched a spot on NCAA.com's Starting Five for her performances during the week of Nov. 17-23. Joining her on the team was Western Kentucky forward Chastity Gooch, St. John's guard Danaejah Grant, Washington guard Kelsey Plum and Stanford guard Lili Thompson. Williams averaged 21.3 points and 8.3 rebounds per game for the week, shooting 72.1 percent from the floor.

### CLUTCH FROM THE LINE DOWN THE STRETCH

Despite having troubles from the free throw line during the season, Alabama shot 70 percent, hitting 21 of 30 attempts in the

## THE LAST TIME ...

### TEAM

Scored 80-89 points:

87: Dec. 21, 2014 vs. New Orleans (W, 87-58)

Scored 90-99 points:

93: Jan. 12, 2014 vs. Ole Miss (W, 93-79)

Scored 100+ points:

113: Dec. 20, 2013 vs. Troy (W, 113-105 <sup>OT</sup>)

Had 50+ rebounds:

50: Jan. 2, 2015 vs. Kentucky (21-29)

Hit 10+ three-pointers:

11: Nov. 29, 2013 at Saint Mary's (11-27)

Had 20+ assists:

21: Dec. 29, 2013 vs. Coppin State

Had 15 or fewer turnovers:

7: Feb. 12, 2015 vs. Missouri

Shot 50+ percent from the field:

.500: Dec. 2, 2014 vs. USC Upstate (25-50)

Shot 80+ percent from the free throw line:

.900: Nov. 30, 2014 vs. Quinnipiac (18-20)

Won five or more consecutive games:

5: Nov. 11 - Nov. 25, 2012

### INDIVIDUAL

Score 30+ points:

37: Daisha Simmons (Dec. 20, 2013 vs. Troy)

34: Shafontaye Myers (Dec. 20, 2013 vs. Troy)

Score 20-29 points:

21: Ashley Williams vs. Miss. State (Feb. 22, 2015)

Make 10 field goals:

13: Ashley Williams vs. Alabama A&M (Nov. 26, 2014)

Have a triple-double

37 pts., 11 rebs., 11 assts.: Daisha Simmons (Dec. 20, 2013 vs. Troy)

Have a double-double:

16 pts./11 rebs.: Briana Hutchen vs. New Orleans (Dec. 21, 2014)

Have 15+ rebounds:

15: Ashley Williams (Feb. 20, 2014 vs. Miss. State)

Have 10 assists:

11: Daisha Simmons (Dec. 20, 2013 vs. Troy)

Have five steals:

5: Sharin Rivers (Dec. 4, 2014 vs. UT Martin)

Have five blocks:

5: Meghan Perkins (Dec. 21, 2012 vs. Virginia)

Play 40 minutes:

49: Daisha Simmons (Feb. 27, 2014 at Auburn)

48: Shafontaye Myers (Feb. 27, 2014 at Auburn)

46: Sharin Rivers (Feb. 27, 2014 at Auburn)

42: Ashley Williams (Feb. 27, 2014 at Auburn)

## NEWS AND NOTES

second half of its win over Georgetown. In fact, 15 of the Tide's 17 final points in the game were scored from the charity stripe.

### CURRY COACHES 500<sup>TH</sup> GAME

Alabama head coach Kristy Curry coached her 500th game as a head coach on Sunday, Dec. 14. Through those 500 game she accumulated a 331-169 (.662) overall record as a head coach and is in her 16th season leading a program.

### MORE THAN JUST BASKETBALL

The Alabama women's basketball team started its inaugural Community Caravan during the fall of 2014. In an effort to give back to the local community, the team has been volunteering at local schools, hospitals and non-profit organizations as well as attending events on campus. Some of the activities thus far have included Habitat for Humanity, The Miracle League of Tuscaloosa, assisting at The Rise School in Tuscaloosa and honoring veterans in town upon their return from an honor flight to Washington, D.C.

### FANS EXCITED ABOUT WOMEN'S BASKETBALL

Season ticket sales increased 52.9 percent since Kristy Curry took over at the Capstone. Foster Auditorium drew a crowd of 2,678 for its win over Georgia on Jan. 26, 2014, setting a new record attendance for women's basketball in the historic building. Fans then answered the call to top that number the next week against Tennessee, and would set another record as 3,002 packed into Foster to watch the Tide and Lady Vols. The record was broken, yet again, this season when 3,133 were on hand for the Mississippi State game. Alabama's average attendance has continued to grow and is up an average of 1,405 per game since Curry's arrival (1,145 in 2012-13; 1,992 in 2013-14; 2,550 in 2014-15).

### CRIMSON TIDE INKS TOP 25 CLASS

Alabama signed a top 25 recruiting class for next season that contains four talented playmakers in Taylor Doan, C'coriea Foy, Trista Magee and Shaquera Wade. The class, which is ranked 24th in the nation by Collegiate Girls Basketball Report and fourth in the Southeastern Conference has a mix of all positions and features players from Alabama, Mississippi, Missouri and North Carolina. All four were recently named nominees for the 2015 McDonald's High School All American game.

### TIDE HAS MOST SEC WINS SINCE 2002

Alabama earned seven wins in Southeastern Conference action in 2014, marking the most for the Tide since it went 7-7 under Rick Moody during the 2001-02 season.

### SHAFONTAYE MYERS SIGNS PROFESSIONAL CONTRACT OVERSEAS

Recent graduate and former guard Shafontaye Myers signed a professional contract for the 2014-15 season with Finland's Turun Riento and headed overseas to begin her career on Sept. 8. Myers, who joined the Crimson Tide in 2010 after ranking 13th in the nation in scoring as a high school senior, became one of the top three-point shooters to come through the program ending her career at No. 5 with 211 makes. The Newbern, Ala., native increased her scoring every season and became the 24th member of the 1,000 Point Club in the final home game of her career. Myers was named to two all-tournament teams throughout her time at The Capstone, including the 2012 Bank of Hawai'i Rainbow Wahine Invitational and the 2013 Saint Mary's College Hilton Concord Classic. Turun Riento is part of Finland's SM-sarja league. Their schedule runs from late September to early April.

## UA RECORD WHEN ...

	ALL	SEC
Leading at the half	11-3	2-2
Trailing at the half	1-14	0-11
Tied at the half	1-0	
Playing overtime		
Shooting 50% or better	3-0	
Shooting less than 50%	10-17	2-13
Opp. Shooting 50% or better	1-4	0-3
Opp. Shooting 50% or less	12-13	2-10
Leading in rebounds	9-5	0-2
Opponent leads in rebounds	3-12	2-11
Teams tied in rebounds	1-0	
UA has 10 or more steals	5-3	1-3
UA shooting >70% FT	2-6	0-5
UA bench outscores opp. bench	12-7	2-5
Opponent bench outscores UA	2-10	0-8
Bench tied in scoring		
Scoring less than 50 points	0-7	0-5
Scoring 50-59 points	3-6	1-6
Scoring 60-69 points	3-4	1-2
Scoring 70-79 points	5-0	
Scoring 80-89 points	2-0	
Scoring 90-99 points		
Scoring more than 100 points		
Allowing less than 50 points	4-1	
Allowing 50-59 points	6-5	1-5
Allowing 60-69 points	2-3	1-2
Allowing 70-79 points	0-5	0-4
Allowing 80-89 points	1-1	0-1
Allowing 90-99 points	0-1	
Allowing more than 100 points	0-1	0-1
Playing at Foster Auditorium	8-9	2-6
Playing at Coleman Coliseum	2-0	
Playing on the road	1-7	0-7
Playing at a neutral site	2-1	
Game is decided by 1-4 points	3-4	2-3
Game is decided by 5-10 points	3-2	
Game is decided by >10 pts	7-11	0-10
Playing in the evening	8-7	2-5
Playing in the afternoon	4-9	0-8
Playing in the morning	1-1	
Playing on television	11-16	2-13
One player in double figures	2-6	0-4
Two players in double figures	2-8	0-7
Three players in double figures	8-3	2-2
Four+ players in double figures	1-0	
Against Alabama schools	3-0	1-0
In November	5-3	
In December	6-1	
In January	1-7	1-7
In February	1-6	1-6
In March		

## ON THE BENCH



**KRISTY CURRY**  
Head Coach

In her second season with the Crimson Tide ... In 2013-14, UA won seven Southeastern Conference games marking the most since the 2001-02 season ... nine NCAA Tournament appearances ... NCAA Runner Up in 2001 ... two NCAA Elite Eights ... four NCAA Sweet 16s ... three Women's National Invitation Tournament appearances ... two Big Ten regular season titles ... nine 20-win seasons.



**TERRY NOONER**  
Assistant Coach

Former guard and team captain for the Kansas men's basketball team from 1997-2000, enters his second season with the Crimson Tide after returning to his alma mater, where he spent the 2012-13 season as an assistant coach with the women's team ... helped the Jayhawks to one of its most successful seasons as Kansas finished with a 20-14 overall record last year while advancing to the fourth NCAA Sweet 16 in program history and its first in back-to-back seasons.



**GRANT FAUSSET**  
Operations

Has overseen the daily organization of Kristy Curry's programs for the past seven seasons ... enters his second year at Alabama after spending seven at Texas Tech ... prior to his position in operations, he served as video coordinator for one season ... spent one year as video coordinator at Auburn after serving in a similar capacity at Purdue under Curry.



**KELLY CURRY**  
Assistant Coach

Entering his second season with the Crimson Tide women's basketball team ... works primarily with the post players, while also handling scheduling, recruiting and scouting ... came to Tuscaloosa after serving in the same position at Texas Tech from 2006-13 ... throughout his tenure, the Lady Raiders made five postseason appearances and had three 20-plus win seasons.



**SHEREKA WRIGHT**  
Assistant Coach/  
Recruiting Coordinator

Former collegiate standout at Purdue and member of the WNBA, enters her second season at Alabama as an assistant coach and recruiting coordinator ... began her coaching career at Texas Tech ... responsible for the perimeter players, recruiting, scouting, academics and equipment in Lubbock ... prior to coaching, she spent two seasons in the WNBA for the Phoenix Mercury.



**LINDSEY HICKS**  
Video Coordinator

Enters her second season with the Tide women's basketball program ... member of Purdue's No. 1 recruiting class in 2000, won three Big Ten titles ... team captain her senior year ... played overseas for six years in Finland, Denmark, Sweden and Switzerland ... MVP of the Danish League, winner of the Finnish Cup Championship and team captain of the Swedish teams three years in a row.

## DOUBLE-FIGURE PERFORMANCES

### DOUBLE-FIGURE SCORING

	Season	Career
Ashley Williams	19	40
Hannah Cook	11	11
Meoshonti Knight	10	10
Karyla Middlebrook	10	10
Briana Hutchen	5	9
Nikki Hegstetter	4	9
Quanetria Bolton	3	3
Oceana Hamilton	1	2
Breanna Hayden	1	1
Sharin Rivers	1	5
Khadijah Carter	0	4

### DOUBLE-FIGURE REBOUNDS

	Season	Career
Ashley Williams	5	11
Briana Hutchen	4	6
Quanetria Bolton	1	1
Hannah Cook	1	1
Nikki Hegstetter	1	2

### DOUBLE-FIGURE ASSISTS

	Season	Career
--	--------	--------

### DOUBLE-DOUBLES

Ashley Williams: 9 career, 4 this season
12/14/14 vs. Mercer (12 pts./12 rebs.)
11/26/14 vs. Alabama A&M (29 pts./10 rebs.)
11/23/14 vs. Temple (20 pts./11 rebs.)
11/14/14 vs. Florida A&M (21 pts./11 rebs.)
3/2/14 vs. LSU (14 pts./10 rebs.)
2/20/14 vs. Mississippi State (18 pts., 15 rebs.)
1/30/14 at Florida (20 pts., 10 rebs.)
12/29/13 vs. Coppin State (15 pts., 10 rebs.)
12/20/13 vs. Troy (22 pts., 11 rebs.)
Bri Hutchen: 3 career, 3 this season
12/21/14 vs. New Orleans (16 pts./11 rebs.)
12/2/14 vs. USC Upstate (21 pts./10 rebs.)
11/21/14 at Kansas (20 pts./11 rebs.)

# **PLAYER GAME-BY-GAME (POINTS-REBOUNDS-ASSISTS)**

OPPONENT	1 BOLTON	3 CARTER	5 HAYDEN	11 COOK	13 HEGSTETTER	15 KNIGHT	20 WILLIAMS	22 MIDDLEBROOK	25 HUTCHEN	33 RIVERS	34 HAMILTON	35 MARTINEZ
Florida A&M	DNP	DNP	DNP	10-2-0	5-9-0	10-8-3	21-11-0	4-4-5	7-7-0	2-0-1	0-1-0	1-8-0
Duke	DNP	0-1-0	DNP	19-3-0	3-1-0	4-2-1	8-1-1	0-4-5	2-4-0	0-1-1	4-4-0	0-1-0
Jacksonville State	DNP	0-0-0	DNP	18-4-3	4-7-0	4-4-0	26-9-2	2-3-1	4-10-0	4-1-4	0-2-1	0-1-0
at Kansas	2-2-0	DNP	DNP	8-0-2	3-2-3	11-3-2	24-8-1	9-2-6	20-11-1	6-1-2	2-1-0	DNP
vs. Georgetown	4-5-0	2-0-0	DNP	9-5-3	2-5-1	15-1-0	15-5-1	4-3-4	10-3-1	6-1-3	5-5-0	0-0-0
vs. Temple	2-1-0	DNP	DNP	13-8-2	6-7-2	0-0-2	20-11-0	4-2-6	2-5-2	4-4-2	7-4-0	DNP
Alabama A&M	3-3-2	3-1-0	DNP	8-6-3	8-7-4	6-3-3	29-10-0	6-0-2	5-6-2	3-0-1	4-6-0	0-1-0
vs. Quinnipiac	0-3-0	DNP	DNP	8-2-0	4-5-1	16-5-3	12-5-0	15-5-4	5-8-1	4-3-2	2-1-0	DNP
USC Upstate	8-8-1	DNP	DNP	9-3-1	12-3-4	9-5-1	9-1-1	0-1-7	21-10-0	6-3-0	DNP	0-0-0
UT Martin	0-6-0	0-0-0	DNP	23-2-1	11-7-1	1-0-0	11-3-1	14-3-5	8-5-1	0-1-1	DNP	DNP
Nebraska	3-0-0	DNP	DNP	3-10-0	7-8-0	9-3-0	7-9-0	14-2-2	8-7-3	0-0-1	2-1-0	DNP
Mercer	2-6-0	DNP	9-3-1	2-3-3	0-4-1	0-1-1	12-12-0	8-3-3	4-12-1	0-1-1	2-1-0	DNP
Arkansas-Pine Bluff	5-10-0	2-2-0	5-4-3	11-0-5	1-7-1	10-0-0	7-4-0	5-7-3	15-9-0	5-1-2	5-6-0	0-4-0
New Orleans	16-8-0	2-2-0	8-3-1	12-4-1	3-4-1	8-4-2	9-3-0	2-4-7	16-11-0	7-2-1	4-3-1	0-1-0
Mississippi Valley State	5-8-1	0-1-0	3-7-2	6-3-1	15-6-0	11-3-0	8-3-1	6-2-2	0-3-1	5-2-1	11-6-2	1-2-0
Kentucky	3-3-3	DNP	6-6-1	18-1-1	6-14-3	6-4-2	13-7-0	11-6-5	3-3-1	0-0-1	0-0-0	DNP
at Georgia	12-2-2	DNP	0-0-0	1-2-2	2-4-0	6-2-1	12-6-0	7-3-2	2-3-2	5-6-1	0-1-0	DNP
South Carolina	8-4-2	0-1-0	0-0-0	3-0-0	2-1-0	16-2-2	10-2-0	4-2-2	6-6-0	6-1-1	2-2-0	2-3-0
at Ole Miss	8-2-0	0-2-0	16-6-4	6-2-1	6-4-0	15-2-1	DNP	6-1-1	3-0-1	3-5-2	DNP	0-0-0
at Mississippi State	0-3-0	DNP	7-3-2	4-1-0	8-8-2	13-5-0	9-9-0	5-1-2	4-0-0	DNP	DNP	DNP
Auburn	0-1-0	8-3-0	4-1-2	0-2-1	10-6-0	5-3-0	11-5-1	12-2-5	1-3-1	0-0-0	DNP	DNP
Vanderbilt	0-1-0	3-2-0	DNP	11-4-1	8-9-1	7-1-0	12-7-2	9-3-4	2-1-0	DNP	0-1-0	DNP
at South Carolina	9-2-1	0-0-0	DNP	9-6-2	5-3-4	8-3-1	8-3-1	11-0-1	4-2-0	0-0-0	0-0-0	DNP
Arkansas	2-2-0	0-0-0	6-1-0	9-3-2	4-3-0	2-1-1	8-12-0	11-1-2	0-1-0	0-1-0	DNP	DNP
at LSU	2-2-0	3-3-0	DNP	0-4-0	2-5-1	11-4-1	15-4-1	1-2-3	5-7-0	0-0-0	DNP	DNP
Missouri	6-1-0	0-0-0	0-4-4	3-3-1	8-9-3	7-1-2	10-7-0	17-1-0	4-4-0	12-5-2	DNP	DNP
at Texas A&M	7-5-2	0-0-0	9-4-5	12-1-0	5-0-0	1-2-0	15-7-0	0-1-2	0-3-0	0-2-1	DNP	DNP
at Tennessee	10-1-0	1-1-0	0-4-2	11-5-1	2-5-1	9-2-1	18-7-0	2-4-2	1-1-0	2-3-4	DNP	DNP
Mississippi State	5-5-1	0-0-0	0-2-0	0-1-1	2-1-1	7-1-1	21-5-0	11-2-2	0-3-0	9-1-3	DNP	DNP
Florida	8-3-0	DNP	3-2-2	6-3-1	3-3-1	0-1-1	9-4-2	15-7-2	0-2-0	5-1-2	DNP	DNP

# **POINT PRODUCTION**

OPPONENT	BACK COURT	FRONT COURT	STARTERS	RESERVES	SENIORS	JUNIORS	SOPHOMORES	FRESHMEN
Florida A&M	26	34	39	21	9	5	21	25
Duke	23	17	32	8	2	3	12	23
Jacksonville State	28	34	54	8	8	4	26	24
at Kansas	34	51	64	21	26	3	26	30
vs. Georgetown	36	36	40	32	16	4	20	32
vs. Temple	21	37	45	13	6	6	27	19
Alabama A&M	26	49	56	19	8	11	33	23
vs. Quinnipiac	43	23	44	22	9	4	14	39
USC Upstate	24	50	51	23	27	12	9	26
UT Martin	38	30	67	1	8	11	11	38
Nebraska	26	27	39	14	8	7	9	29
Mercer	19	20	26	13	4	0	23	12
Arkansas-Pine Bluff	38	33	40	31	20	3	17	31
New Orleans	39	48	42	45	23	5	21	38
Mississippi Valley State	31	40	35	36	5	15	22	29
Kentucky	41	25	51	15	3	6	19	38
at Georgia	19	28	24	23	7	2	12	26
South Carolina	29	30	25	34	12	2	12	33
at Ole Miss	46	17	36	27	6	6	16	35
at Mississippi State	33	17	30	20	4	8	16	22
Auburn	30	21	34	17	1	18	15	17
Vanderbilt	32	20	42	10	2	11	12	27
at South Carolina	32	22	41	13	4	5	8	37
Arkansas	28	14	34	8	0	4	14	24
at LSU	20	19	23	16	5	5	15	14
Missouri	43	24	51	16	16	8	10	33
at Texas A&M	22	27	20	29	0	5	24	20
at Tennessee	26	30	25	31	3	3	18	32
Mississippi State	27	28	43	12	9	2	21	23
Florida	29	20	32	17	5	3	12	29
<b>TOTALS</b>	<b>909</b>	<b>871</b>	<b>1,185</b>	<b>595</b>	<b>256</b>	<b>181</b>	<b>515</b>	<b>828</b>

## GAME-BY-GAME HIGHS

OPPONENT	RESULT	POINTS	REBOUNDS	ASSISTS	STEALS	BLOCKED SHOTS
Florida A&M	W, 60-44	Ashley Williams, 21	Ashley Williams, 11	Karyla Middlebrook, 5	Karyla Middlebrook, 4	Nikki Hegstetter, 4
Duke	L, 40-90	Hannah Cook, 19	Three with 4	Karyla Middlebrook, 5	Three with 2	Oceana Hamilton, 2
Jacksonville State	L, 62-64	Ashley Williams, 26	Bri Hutchen, 10	Sharin Rivers, 4	Two with 3	Nikki Hegstetter, 1
at Kansas	W, 85-80	Ashley Williams, 24	Bri Hutchen, 11	Karyla Middlebrook, 6	Sharin Rivers, 2	Oceana Hamilton, 1
vs. Georgetown	W, 72-58	Two with 15	Five with 5	Karyla Middlebrook, 4	Meoshonti Knight, 2	Two with 1
vs. Temple	W, 58-51	Ashley Williams, 20	Ashley Williams, 11	Karyla Middlebrook, 6	Two with 2	Oceana Hamilton, 4
Alabama A&M	W, 75-44	Ashley Williams, 29	Ashley Williams, 10	Nikki Hegstetter, 4	Nikki Hegstetter, 2	Nikki Hegstetter, 13
vs. Quinnipiac	L, 66-73	Meoshonti Knight, 16	Bri Hutchen, 8	Karyla Middlebrook, 4	Two with 2	Oceana Hamilton, 2
USC Upstate	W, 74-65	Bri Hutchen, 21	Bri Hutchen, 10	Karyla Middlebrook, 7	Four with 1	Ashley Williams, 1
UT Martin	W, 68-55	Hannah Cook, 23	Nikki Hegstetter, 7	Karyla Middlebrook, 5	Sharin Rivers, 5	Bri Hutchen, 1
Nebraska	W, 53-51	Karyla Middlebrook, 14	Hannah Cook, 10	Bri Hutchen, 3	Three with 2	Four with 1
Mercer	L, 39-46	Ashley Williams, 12	Two with 12	Two with 3	Breanna Hayden, 3	Quanetria Bolton, 2
Arkansas-Pine Bluff	W, 71-27	Bri Hutchen, 15	Quanetria Bolton, 10	Hannah Cook, 5	Two with 4	Two with 3
New Orleans	W, 87-58	Two with 16	Bri Hutchen, 11	Karyla Middlebrook, 7	Meoshonti Knight, 2	Three with 1
Miss. Valley State	W, 71-40	Nikki Hegstetter, 15	Quanetria Bolton, 8	Three with 2	Two with 3	Three with 2
Kentucky	L, 66-78	Hannah Cook, 18	Nikki Hegstetter, 14	Karyla Middlebrook, 5	Meoshonti Knight, 3	Three with 1
at Georgia	L, 47-64	Two with 12	Two with 6	Four with 2	Ashley Williams, 3	Oceana Hamilton, 2
South Carolina	L, 59-102	Meoshonti Knight, 16	Bri Hutchen, 6	Three with 2	Bri Hutchen, 2	Nikki Hegstetter, 1
at Ole Miss	L, 63-77	Breanna Hayden, 16	Breanna Hayden, 6	Breanna Hayden, 4	Breanna Hayden, 4	Two with 1
at Mississippi State	L, 50-66	Meoshonti Knight, 13	Ashley Williams, 9	Three with 2	Two with 2	Nikki Hegstetter, 2
Auburn	W, 51-50	Karyla Middlebrook, 12	Nikki Hegstetter, 6	Karyla Middlebrook, 5	Four with 2	Nikki Hegstetter, 2
Vanderbilt	L, 52-55	Ashley Williams, 12	Nikki Hegstetter, 9	Karyla Middlebrook, 4	Hannah Cook, 3	Nikki Hegstetter, 3
at South Carolina	L, 54-85	Karyla Middlebrook, 11	Hannah Cook, 6	Nikki Hegstetter, 4	Meoshonti Knight, 3	Meoshonti Knight, 1
Arkansas	L, 42-53	Karyla Middlebrook, 11	Ashley Williams, 12	Two with 2	Hannah Cook, 3	Quanetria Bolton, 2
at LSU	L, 39-51	Ashley Williams, 15	Bri Hutchen, 7	Karyla Middlebrook, 3	Two with 2	Nikki Hegstetter, 1
Missouri	W, 67-64	Karyla Middlebrook, 17	Nikki Hegstetter, 9	Breanna Hayden, 4	Sharin Rivers, 3	Nikki Hegstetter, 2
at Texas A&M	L, 49-70	Ashley Williams, 15	Ashley Williams, 7	Breanna Hayden, 5	Breanna Hayden, 3	Quanetria Bolton, 4
at Tennessee	L, 56-77	Ashley Williams, 18	Ashley Williams, 7	Sharin Rivers, 4	Meoshonti Knight, 3	Two with 1
Mississippi State	L, 55-57	Ashley Williams, 21	Two with 5	Sharin Rivers, 3	Ashley Williams, 5	Quanetria Bolton, 2
Florida	L, 49-53	Karyla Middlebrook, 15	Karyla Middlebrook, 7	Four with 2	Five with 1	None

## MISCELLANEOUS STATS (ALABAMA-OPPONENT)

OPPONENT	LARGEST LEAD	LARGEST DEFICIT	LEAD CHANGES	TIES	LARGEST RUN	PTS. IN THE PAINT	PTS. OFF TOS	2ND CHANCE	FAST BREAK
Florida A&M	18 (2nd-1:19)	6 (1st-18:57)	1	1	17-2	32-14	26-14	15-8	12-2
Duke	None	50 (2nd-0:38)	0	0	5-0	12-48	12-28	0-15	6-8
Jacksonville State	1 (2nd-9:34)	12 (2nd-19:00)	4	8	18-5	26-14	11-21	14-7	2-7
at Kansas	7 (1st-6:27)	10 (2nd-13:57)	10	7	16-5	36-46	19-18	16-9	2-2
vs. Georgetown	18 (2nd-1:16)	2 (1st-19:13)	1	1	9-0	30-22	16-17	12-5	4-4
vs. Temple	13 (2nd-8:46)	2 (1st-17:33)	4	8	23-10	20-20	6-11	9-15	0-6
Alabama A&M	31 (2nd-0:40)	None	0	0	21-6	52-14	22-15	17-12	2-5
vs. Quinnipiac	7 (1st-2:42)	12 (2nd-7:42)	7	4	11-4	30-26	8-17	6-6	4-4
USC Upstate	19 (2nd-7:35)	4 (1st-18:35)	1	2	11-0	32-20	28-18	9-9	2-8
UT Martin	16 (2nd-3:40)	1 (1st-10:27)	4	0	12-2	26-20	31-20	12-4	8-10
Nebraska	8 (2nd-4:00)	5 (2nd-10:13)	9	5	13-0	18-12	17-13	13-4	0-4
Mercer	None	10 (2nd-5:03)	0	2	7-0	26-8	6-2	13-9	2-4
Arkansas-Pine Bluff	44 (2nd-6:29)	None	0	0	17-0	32-8	40-7	15-3	19-0
New Orleans	37 (2nd-11:17)	None	0	0	32-6	32-22	20-8	20-6	4-6
Miss. Valley State	31 (2nd-0:05)	6 (1st-13:48)	1	3	13-0	32-18	28-11	22-12	2-4
Kentucky	10 (2nd-16:54)	19 (2nd-4:08)	3	6	8-0	28-36	13-39	22-16	8-14
at Georgia	None	23 (2nd-3:47)	0	0	15-10	22-30	14-11	14-10	0-6
South Carolina	3 (1st-17:00)	47 (2nd-1:14)	5	4	5-0	24-32	6-19	12-17	0-13
at Ole Miss	None	29 (2nd-9:34)	0	0	30-14	36-28	23-27	6-14	8-11
at Mississippi State	2 (1st-16:45)	18 (2nd-0:12)	4	3	9-3	22-16	7-23	1-13	4-2
Auburn	15 (1st-1:14)	2 (1st-19:42)	3	4	13-0	20-28	31-11	8-9	6-10
Vanderbilt	2 (2nd-10:09)	16 (1st-5:58)	2	2	28-11	18-30	17-10	6-8	7-6
at South Carolina	2 (1st-16:01)	31 (2nd-0:23)	6	3	6-0	22-42	10-22	9-20	4-18
Arkansas	2 (1st-16:27)	12 (2nd-4:05)	2	2	5-0	24-22	16-17	4-7	4-6
at LSU	None	16 (1st-3:34)	0	1	11-0	26-20	8-22	6-8	4-4
Missouri	9 (1st-3:33)	8 (1st-16:18)	11	9	14-4	24-22	12-9	17-10	2-3
at Texas A&M	3 (1st-18:06)	28 (2nd-6:49)	3	2	13-6	24-36	18-24	4-15	22-12
at Tennessee	None	36 (2nd-6:19)	0	0	23-8	34-24	12-26	7-10	8-9
Mississippi State	5 (1st-7:08)	8 (2nd-3:50)	9	7	6-0	14-12	20-18	6-18	6-4
Florida	8 (2nd-15:53)	6 (1st-11:04)	6	6	17-4	14-28	9-18	3-8	2-8
<b>TOTALS</b>						<b>788-718</b>	<b>506-516</b>	<b>318-307</b>	<b>154-180</b>

## STARTING LINEUPS

OPPONENT	RESULT	GUARD	GUARD	GUARD/FORWARD	FORWARD	FORWARD
Florida A&M	W, 60-44	Karyla Middlebrook	Sharin Rivers	Briana Hutchen	Nikki Hegstetter	Ashley Williams
Duke	L, 40-90	Karyla Middlebrook	Hannah Cook	Briana Hutchen	Nikki Hegstetter	Ashley Williams
Jacksonville State	L, 62-67	Karyla Middlebrook	Hannah Cook	Briana Hutchen	Nikki Hegstetter	Ashley Williams
at Kansas	W, 85-80	Karyla Middlebrook	Hannah Cook	Briana Hutchen	Nikki Hegstetter	Ashley Williams
vs. Georgetown	W, 72-58	Karyla Middlebrook	Hannah Cook	Briana Hutchen	Nikki Hegstetter	Ashley Williams
vs. Temple	W, 58-51	Karyla Middlebrook	Hannah Cook	Briana Hutchen	Nikki Hegstetter	Ashley Williams
Alabama A&M	W, 75-44	Karyla Middlebrook	Hannah Cook	Briana Hutchen	Nikki Hegstetter	Ashley Williams
vs. Quinnipiac	L, 66-73	Karyla Middlebrook	Hannah Cook	Briana Hutchen	Nikki Hegstetter	Ashley Williams
USC Upstate	W, 74-65	Karyla Middlebrook	Hannah Cook	Briana Hutchen	Nikki Hegstetter	Ashley Williams
UT Martin	W, 68-55	Karyla Middlebrook	Hannah Cook	Briana Hutchen	Nikki Hegstetter	Ashley Williams
Nebraska	W, 53-51	Karyla Middlebrook	Hannah Cook	Briana Hutchen	Nikki Hegstetter	Ashley Williams
Mercer	L, 39-46	Karyla Middlebrook	Hannah Cook	Briana Hutchen	Nikki Hegstetter	Ashley Williams
Arkansas-Pine Bluff	W, 71-27	Karyla Middlebrook	Hannah Cook	Briana Hutchen	Nikki Hegstetter	Ashley Williams
New Orleans	W, 87-58	Karyla Middlebrook	Hannah Cook	Briana Hutchen	Nikki Hegstetter	Ashley Williams
Mississippi Valley State	W, 71-40	Karyla Middlebrook	Hannah Cook	Briana Hutchen	Nikki Hegstetter	Ashley Williams
Kentucky	L, 66-78	Karyla Middlebrook	Hannah Cook	Briana Hutchen	Nikki Hegstetter	Ashley Williams
at Georgia	L, 47-64	Karyla Middlebrook	Hannah Cook	Briana Hutchen	Nikki Hegstetter	Ashley Williams
South Carolina	L, 59-102	Karyla Middlebrook	Hannah Cook	Briana Hutchen	Nikki Hegstetter	Ashley Williams
at Ole Miss	L, 63-77	Karyla Middlebrook	Hannah Cook	Meoshonti Knight	Briana Hutchen	Nikki Hegstetter
at Mississippi State	L, 50-66	Karyla Middlebrook	Hannah Cook	Briana Hutchen	Nikki Hegstetter	Ashley Williams
Arkansas	W, 51-50	Karyla Middlebrook	Hannah Cook	Briana Hutchen	Nikki Hegstetter	Ashley Williams
Vanderbilt	L, 52-55	Karyla Middlebrook	Hannah Cook	Briana Hutchen	Nikki Hegstetter	Ashley Williams
at South Carolina	L, 54-85	Karyla Middlebrook	Hannah Cook	Meoshonti Knight	Nikki Hegstetter	Ashley Williams
Arkansas	L, 42-53	Karyla Middlebrook	Hannah Cook	Meoshonti Knight	Nikki Hegstetter	Ashley Williams
at LSU	L, 39-51	Karyla Middlebrook	Sharin Rivers	Briana Hutchen	Nikki Hegstetter	Ashley Williams
Missouri	W, 67-64	Karyla Middlebrook	Sharin Rivers	Briana Hutchen	Nikki Hegstetter	Ashley Williams
at Texas A&M	L, 49-70	Karyla Middlebrook	Sharin Rivers	Briana Hutchen	Nikki Hegstetter	Ashley Williams
at Tennessee	L, 56-77	Karyla Middlebrook	Sharin Rivers	Briana Hutchen	Nikki Hegstetter	Ashley Williams
Mississippi State	L, 55-57	Karyla Middlebrook	Sharin Rivers	Briana Hutchen	Nikki Hegstetter	Ashley Williams
Florida	L, 49-53	Karyla Middlebrook	Sharin Rivers	Briana Hutchen	Nikki Hegstetter	Ashley Williams

## TOP 25 POLLS

### AP TOP 25 POLL (WEEK 16)

	SCHOOL (FIRST PLACE VOTES)	RECORD	POINTS
1	Connecticut (34)	26-1	850
<b>2</b>	<b>SOUTH CAROLINA</b>	<b>25-1</b>	<b>807</b>
3	Baylor	26-1	786
4	Notre Dame	25-2	750
5	Maryland	24-2	699
<b>6</b>	<b>TENNESSEE</b>	<b>23-3</b>	<b>692</b>
7	Oregon State	25-2	635
8	Louisville	23-3	618
9	Florida State	25-3	574
10	Arizona State	24-4	515
<b>11</b>	<b>MISSISSIPPI STATE</b>	<b>25-4</b>	<b>483</b>
<b>12</b>	<b>TEXAS A&amp;M</b>	<b>22-6</b>	<b>464</b>
<b>13</b>	<b>KENTUCKY</b>	<b>19-7</b>	<b>414</b>
14	Princeton	25-0	401
15	North Carolina	22-6	400
<b>16</b>	<b>DUKE</b>	<b>19-8</b>	<b>361</b>
17	Iowa	21-6	263
18	Chattanooga	24-3	246
19	Stanford	20-8	217
20	Rutgers	20-7	164
21	Florida Gulf Coast	25-2	143
22	George Washington	24-3	101
23	Syracuse	20-8	86
24	California	20-7	78
25	Northwestern	21-6	72

#### OTHERS RECEIVING VOTES

Seton Hall 44, Minnesota 33, South Florida 30, **NEBRASKA 28**, James Madison 18, DePaul 16, Green Bay 16, Texas 9, Oklahoma State 9, Dayton 7, Oklahoma 6, Ohio State 4, Western Kentucky 4, **QUINNIPAC 2**, Wichita State 2, Gonzaga 1, Washington 1, NC State 1.

### USA TODAY COACHES POLL (WEEK 16)

	SCHOOL (FIRST PLACE VOTES)	RECORD	POINTS
1	Connecticut (32)	27-1	800
<b>2</b>	<b>SOUTH CAROLINA</b>	<b>26-1</b>	<b>766</b>
3	Baylor	26-1	734
4	Notre Dame	26-2	706
5	Maryland	25-2	673
<b>6</b>	<b>TENNESSEE</b>	<b>23-4</b>	<b>622</b>
7	Oregon State	25-2	609
8	Florida State	25-3	562
9	Louisville	23-4	558
10	Arizona State	24-4	493
11	North Carolina	22-6	462
<b>12</b>	<b>TEXAS A&amp;M</b>	<b>22-6</b>	<b>452</b>
<b>13</b>	<b>MISSISSIPPI STATE</b>	<b>25-4</b>	<b>412</b>
14	Princeton	25-0	332
<b>15</b>	<b>KENTUCKY</b>	<b>19-8</b>	<b>326</b>
16	Iowa	21-6	311
<b>17</b>	<b>DUKE</b>	<b>19-8</b>	<b>301</b>
18	Rutgers	20-7	199
19	Chattanooga	25-3	181
19	Stanford	20-8	181
21	George Washington	24-3	143
22	Florida Gulf Coast	25-2	114
<b>23</b>	<b>NEBRASKA</b>	<b>19-8</b>	<b>104</b>
24	Texas	18-8	62
25	Seton Hall	24-4	54

#### OTHERS RECEIVING VOTES

Syracuse 52, South Florida 46, James Madison 42, Northwestern 40, DePaul 15, California 14, Western Kentucky 10, St. John's 8, Arkansas-Little Rock 4, Minnesota 3, Oklahoma 3, Ohio State 2, Gonzaga 2, Miami (FL) 1, Washington 1.

2014-15 opponents in **BOLD**

2014-15 opponents in **BOLD**



1

6-0 • Freshman

Forward

**QUANETRIA BOLTON**

Anniston, Ala. (Anniston HS)

**CAREER HIGHS**

Points	16 vs. New Orleans (12/21/14)
Rebounds	10 vs. Arkansas-Pine Bluff (12/16/14)
FG Made	5 - 2X, last at Georgia (1/4/15)
FG Att.	12 at Georgia (1/4/15)
3PT FG Made	2 - 2X, last vs. South Carolina (1/8/15)
3PT FG Att.	5 - 2X, last at Georgia (1/4/15)
FT Made	6 vs. New Orleans (12/21/14)
FT Att.	7 vs. New Orleans (12/21/14)
Assists	3 vs. Kentucky (1/2/15)
Steals	2 vs. Miss. State (2/22/15)
Blocks	4 at Texas A&M (2/16/15)
Minutes	25 at Texas A&M (2/16/15)

**SEC HIGHS**

Points	12 at Georgia (1/4/15)
Rebounds	5 - 2X, last vs. Miss. State (2/22/15)
FG Made	5 at Georgia (1/4/15)
FG Att.	12 at Georgia (1/4/15)
3PT FG Made	2 vs. South Carolina (1/8/15)
3PT FG Att.	5 at Georgia (1/4/15)
FT Made	4 - 2X, last at Tennessee (2/19/15)
FT Att.	5 at Ole Miss (1/11/15)
Assists	3 vs. Kentucky (1/2/15)
Steals	2 vs. Miss. State (2/22/15)
Blocks	4 at Texas A&M (2/16/15)
Minutes	25 at Texas A&M (2/16/15)

**2014-15 SEASON HIGHS**

Points	16 vs. New Orleans (12/21)
Rebounds	10 vs. Arkansas-Pine Bluff (12/16)
FG Made	5 - 2X, last at Georgia (1/4)
FG Att.	12 at Georgia (1/4)
3PT FG Made	2 - 2X, last vs. South Carolina (1/8)
3PT FG Att.	5 - 2X, last at Georgia (1/4)
FT Made	6 vs. New Orleans (12/21)
FT Att.	7 vs. New Orleans (12/21)
Assists	3 vs. Kentucky (1/2)
Steals	2 vs. Miss. State (2/22)
Blocks	4 at Texas A&M (2/16)
Minutes	25 at Texas A&M (2/16)

**NOTES**

- Played nine minutes in her collegiate debut at Kansas on Nov. 21 where she finished with two points and two rebounds.
- Added four points, five rebounds and a block in the win vs. Georgetown.
- Saw her first action at home against Alabama A&M where she collected three points, three rebounds, two assists and two blocks in 11 minutes off the bench.
- Recorded eight points and eight rebounds in the win against USC Upstate.
- Pulled down six rebounds in 13 minutes off the bench against UT Martin.
- Chipped in nine rebounds, two blocks, two points and a steal off the bench against Mercer.
- Had a season-high 10 rebounds, five points and a block vs. Arkansas-Pine Bluff.
- Recorded a season-best 16 points in addition to eight rebounds in the win over New Orleans.
- Had a team-high eight rebounds, in addition to five points, two blocks, one assist and one steal vs. Mississippi Valley State.
- In her first SEC game had three points, three rebounds, three assists and a block vs. Kentucky.
- Recorded 12 points, two rebounds, two assists, one block and one steal in 23 minutes at Georgia.
- Had nine points, two rebounds and one assist at South Carolina.

- Added seven points, five rebounds, a career-high four blocks and two assists at Texas A&M.
- Contributed 10 points, one rebound and one steal at Tennessee.
- Scored five points and secured five rebounds against Mississippi State while recording a career-high two steals.
- Scored eight points on 4-5 shooting against Florida.

**2014-15 GAME-BY-GAME STATS**

OPPONENT	DATE	GS	MIN	FG	FBA	PCT	3FG	FBA	PCT	FT	FTA	PCT	OFF	DEF	TOT	AVG	PF	A	TO	BLK	STL	PTS	AVG
Florida A&M	11/14	DNP																					
Duke	11/16	DNP																					
Jacksonville St.	11/18	DNP																					
at Kansas	11/21	9	1	1	1.000	0	0	.000	0	0	.000	0	2	2	2.0	2	0	0	0	0	0	2	2.0
vs. Georgetown	11/22	9	2	7	.286	0	3	.000	0	2	.000	2	3	5	3.5	0	0	0	1	0	4	3.0	
vs. Temple	11/23	2	1	3	.333	0	1	.000	0	0	.000	1	0	1	2.7	1	0	0	0	0	2	2.7	
Alabama A&M	11/26	11	1	3	.333	0	0	.000	1	1	1.000	0	3	3	2.8	1	2	1	2	0	3	2.8	
vs. Quinnipiac	11/30	10	0	1	.000	0	0	.000	0	0	.000	0	3	3	2.8	2	0	1	0	0	0	2.2	
USC Upstate	12/2	18	3	6	.500	2	5	.400	0	0	.000	0	8	8	3.7	1	1	2	0	0	8	3.2	
UT Martin	12/4	13	0	2	.000	0	2	.000	0	2	.000	0	6	6	4.0	3	0	1	0	0	0	2.7	
Nebraska	12/7	9	1	2	.500	1	1	1.000	0	0	.000	0	0	0	0	3.5	0	0	1	0	3	2.8	
Mercer	12/14	15	1	8	.125	0	3	.000	0	2	.000	5	4	9	4.1	2	0	0	2	1	2	2.7	
Ark.-Pine Bluff	12/16	20	1	11	.091	0	3	.000	3	4	.750	4	6	10	4.7	5	0	3	1	0	5	2.9	
New Orleans	12/21	13	5	10	.500	0	3	.000	6	7	.857	4	4	8	5.0	4	0	2	1	1	16	4.1	
Miss. Valley St.	12/28	19	2	7	.286	0	3	.000	1	2	.500	3	5	8	5.3	0	1	0	2	1	5	4.2	
Kentucky	1/2	11	1	2	.500	0	0	.000	1	2	.500	0	3	3	5.1	2	3	0	1	0	3	4.1	
at Georgia	1/4	23	5	12	.417	1	5	.200	1	1	1.000	1	1	2	4.9	2	2	0	1	1	12	4.6	
South Carolina	1/8	23	2	8	.250	2	4	.500	2	2	1.000	2	2	4	4.8	3	2	0	0	1	8	4.9	
at Ole Miss	1/11	19	2	3	.667	0	0	.000	4	5	.800	1	1	2	4.6	3	0	2	1	1	8	5.1	
at Miss. State	1/18	10	0	1	.000	0	0	.000	0	0	.000	1	2	3	4.5	1	0	1	0	0	0	4.8	
Auburn	7/22	8	0	3	.000	0	3	.000	0	0	.000	0	1	1	4.3	3	0	0	1	0	0	4.5	
Vanderbilt	1/25	9	0	3	.000	0	3	.000	0	0	.000	0	1	1	4.2	1	0	1	0	1	0	4.3	
at South Carolina	1/29	19	3	7	.429	0	2	.000	3	3	1.000	2	0	2	4.1	2	1	1	0	0	9	4.5	
Arkansas	2/1	15	1	4	.250	0	1	.000	0	0	.000	1	1	2	4.0	2	0	3	2	1	2	4.4	
at LSU	2/8	10	1	3	.333	0	1	.000	0	0	.000	1	1	2	3.9	4	0	0	0	0	2	4.3	
Missouri	2/12	11	3	4	.750	0	1	.000	0	0	.000	0	1	1	3.7	3	0	1	1	0	6	4.3	
at Texas A&M	2/16	25	3	6	.500	1	4	.250	0	2	.000	1	4	5	3.8	2	2	0	4	0	7	4.5	
at Tennessee	2/19	20	3	6	.500	0	0	.000	4	4	1.000	0	1	1	3.7	3	0	2	0	1	10	4.7	
Mississippi State	2/22	22	2	5	.400	1	2	.500	0	0	.000	1	4	5	3.7	3	1	2	2	2	5	4.7	
Florida	2/26	19	4	5	.800	0	0	.000	0	0	.000	1	2	3	3.7	5	0	2	0	0	8	4.8	

**CAREER STATS**

Year	GP	GS	Min	Avg	FG	FBA	Pct	3FG	3FBA	Pct	FT	FTA	Pct	Off	Def	Tot	Avg	PF	FO	A	TO	Blk	Stl	Pts	Avg
2014-15	27	0	392	14.5	48	133	.361	8	50	.160	26	39	.667	31	69	100	3.7	60	2	15	25	23	11	130	4.8



6-1 • Junior Guard

## KHADIJAH CARTER

Goodrich, Texas (Jacksonville College)

### CAREER HIGHS

Points	15 vs. Wisconsin (11/21/13)
Rebounds	8 - 2X, last vs. Houston (12/8/13)
FG Made	6 vs. Wisconsin (11/21/13)
FG Att.	10 vs. Wisconsin (11/21/13)
3PT FG Made	3 - 2X, last vs. Wisconsin (11/21/13)
3PT FG Att.	6 at Duke (11/17/13)
FT Made	4 - 2X, last at South Carolina (1/19/14)
FT Att.	6 vs. Jacksonville (12/17/13)
Assists	3 vs. Cal State Fullerton (11/30/13)
Steals	3 - 3X, last vs. Houston (12/8/13)
Blocks	3 - 3X, last vs. Kentucky (1/2/14)
Minutes	35 vs. Houston (12/8/13)

### SEC HIGHS

Points	8 - 2X, last vs. Auburn (1/22/15)
Rebounds	5 vs. Georgia (1/26/14)
FG Made	3 - 2X, last vs. Auburn (1/22/15)
FG Att.	6 - 3X, last vs. Auburn (1/22/15)
3PT FG Made	1 - 4X, last vs. Vanderbilt (1/25/15)
3PT FG Att.	4 at Texas A&M (1/5/14)
FT Made	4 at South Carolina (1/19/14)
FT Att.	4 at South Carolina (1/19/14)
Assists	2 vs. Georgia (1/26/14)
Steals	2 - 4X, last vs. Auburn (1/22/15)
Blocks	3 vs. Kentucky (1/2/14)
Minutes	28 - 2X, last at South Carolina (1/19/14)

### 2014-15 SEASON HIGHS

Points	8 vs. Auburn (1/22)
Rebounds	3 vs. Auburn (1/22)
FG Made	3 vs. Auburn (1/22)
FG Att.	6 vs. Auburn (1/22)
3PT FG Made	1 - 2X, last vs. Vanderbilt (1/25)
3PT FG Att.	3 vs. Auburn (1/22)
FT Made	1 - 2X, last vs. Auburn (1/22)
FT Att.	2 - 2X, last vs. Auburn (1/22)
Assists	
Steals	2 - 2X, last vs. Auburn (1/22)
Blocks	1 - 2X, last at Tennessee (2/19)
Minutes	15 vs. Auburn (1/22)

### NOTES

- Was limited throughout the first half of the season due to an ankle injury.
- Played seven minutes against Duke in her first action of the 2014-15 season.
- Added three points and one rebound in nine minutes vs. Alabama A&M.
- Had her best outing of the season to date against Auburn, finishing with eight points, three rebounds, two steals and a block at the end of regulation to seat the Tide's victory.

### 2014-15 GAME-BY-GAME STATS

OPPONENT	DATE	GS	MIN	FG	FGA	PCT	3FG	3FGA	PCT	FT	FTA	PCT	OFF	DEF	TOT	AVG	PF	A	TO	BLK	STL	PTS	AVG
Florida A&M	11/14	DNP																					
Duke	11/16	7		0	3	.000	0	2	.000	0	0	.000	0	1	1	1.0	1	0	1	0	1	0	0.0
Jacksonville St.	11/18	1		0	0	.000	0	0	.000	0	0	.000	0	0	0	0.5	0	0	1	0	0	0	0.0
at Kansas	11/21	DNP																					
vs. Georgetown	11/22	2		1	1	1.000	0	0	.000	0	0	.000	0	0	0	0.3	0	0	0	0	0	2	0.7
vs. Temple	11/23	DNP																					
Alabama A&M	11/26	9		1	2	.500	0	0	.000	1	2	.500	0	1	1	0.5	0	0	1	0	0	3	1.3
vs. Quinnipiac	11/30	DNP																					
USC Upstate	12/2	DNP																					
UT Martin	12/4	4		0	0	.000	0	0	.000	0	0	.000	0	0	0	0.4	0	0	1	0	1	0	1.0
Nebraska	12/7	DNP																					
Mercer	12/14	DNP																					
Ark.-Pine Bluff	12/16	7		1	3	.333	0	2	.000	0	1	.000	0	2	2	0.7	0	0	0	0	1	2	1.2
New Orleans	12/21	6		1	3	.333	0	2	.000	0	0	.000	1	1	2	0.9	1	0	0	0	0	2	1.3
Miss. Valley St.	12/28	2		0	3	.000	0	2	.000	0	0	.000	1	0	1	0.9	0	0	0	0	0	0	1.1
Kentucky	1/2	DNP																					
at Georgia	1/4	DNP																					
South Carolina	1/8	5		0	1	.000	0	1	.000	0	0	.000	0	1	1	0.9	0	0	0	0	0	0	1.0
at Ole Miss	1/11	6		0	0	.000	0	0	.000	0	0	.000	0	2	2	1.0	0	0	0	0	2	0	0.9
at Miss. State	1/18	DNP																					
Auburn	1/22	15		3	6	.500	1	3	.333	1	2	.500	2	1	3	1.2	1	0	4	1	2	8	1.5
Vanderbilt	1/25	12		1	4	.250	1	3	.333	0	0	.000	0	2	2	1.3	0	0	0	0	0	3	1.7
at South Carolina	1/29	3		0	3	.000	0	3	.000	0	0	.000	0	0	0	1.2	0	0	1	0	0	0	1.5
Arkansas	2/1	2		0	0	.000	0	0	.000	0	0	.000	0	0	0	1.1	0	0	0	0	0	0	1.4
at LSU	2/8	7		1	3	.333	0	1	.000	1	2	.500	0	3	3	1.2	0	0	1	0	0	3	1.5
Missouri	2/12	2		0	0	.000	0	0	.000	0	0	.000	0	0	0	1.1	0	0	0	0	0	0	1.4
at Texas A&M	2/16	2		0	0	.000	0	0	.000	0	0	.000	0	0	0	1.1	0	0	0	0	0	0	1.4
at Tennessee	2/19	10		0	0	.000	0	0	.000	1	2	.500	0	1	1	1.1	2	0	0	1	0	1	1.3
Mississippi State	2/22	2		0	0	.000	0	0	.000	0	0	.000	0	0	0	1.0	0	0	1	0	0	0	1.3
Florida	2/26	DNP																					

### CAREER STATS

Year	GP	GS	Min	Avg	FG	FGA	Pct	3FG	3FGA	Pct	FT	FTA	Pct	Off	Def	Tot	Avg	PF	FO	A	TO	Blk	Stl	Pts	Avg
2013-14	30	19	548	18.3	39	117	.333	20	74	.270	19	27	.704	20	70	90	3.0	40	0	17	25	19	21	117	3.9
2014-15	19	0	103	5.4	9	32	.281	2	19	.105	4	9	.444	4	15	19	1.0	5	0	0	11	2	7	24	1.3
TOTAL	49	19	651	13.3	48	149	.322	22	93	.237	23	36	.639	24	85	109	2.2	45	0	17	36	21	28	141	2.9



5-9 • Sophomore

Guard

## BREANNA HAYDEN

Dallas, Texas (Baylor)

### CAREER HIGHS

Points	16 at Ole Miss (1/11/15)
Rebounds	7 vs. Miss. Valley State (12/28/14)
FG Made	7 at Ole Miss (1/11/15)
FG Att.	13 vs. Mercer (12/14/14)
3PT FG Made	1 vs. Florida (2/26/15)
3PT FG Att.	3 - 2X, last vs. Arkansas-Pine Bluff (12/16/14)
FT Made	6 vs. New Orleans (12/21/14)
FT Att.	8 vs. New Orleans (12/21/14)
Assists	5 at Texas A&M (2/16/15)
Steals	4 at Ole Miss (1/11/15)
Blocks	1 vs. Kentucky (1/2/15)
Minutes	31 - 2X, last at Miss. State (1/18/15)

### SEC HIGHS

Points	16 at Ole Miss (1/11/15)
Rebounds	6 vs. Kentucky (1/2/15)
FG Made	7 at Ole Miss (1/11/15)
FG Att.	10 at Ole Miss (1/11/15)
3PT FG Made	1 vs. Florida (2/26/15)
3PT FG Att.	1 - 4X, last vs. Florida (2/26/15)
FT Made	3 at Miss. State (1/18/15)
FT Att.	4 - 2X, last at Miss. State (1/18/15)
Assists	5 at Texas A&M (2/16/15)
Steals	4 at Ole Miss (1/11/15)
Blocks	1 vs. Kentucky (1/2/15)
Minutes	31 - 2X, last at Miss. State (1/18/15)

### 2014-15 SEASON HIGHS

Points	16 at Ole Miss (1/11)
Rebounds	7 vs. Miss. Valley State (12/28)
FG Made	7 at Ole Miss (1/11)
FG Att.	10 at Ole Miss (1/11)
3PT FG Made	1 vs. Florida (2/26)
3PT FG Att.	3 - 2X, last vs. Arkansas-Pine Bluff (12/16)
FT Made	6 vs. New Orleans (12/21)
FT Att.	8 vs. New Orleans (12/21)
Assists	5 at Texas A&M (2/16)
Steals	4 at Ole Miss (1/11)
Blocks	1 vs. Kentucky (1/2)
Minutes	31 - 2X, last at Miss. State (1/18)

### NOTES

- Made her Alabama debut on Dec. 14 vs. Mercer where she finished with nine points, three rebounds, three steals and one assist.
- Contributed five points, four rebounds, three assists and three steals vs. Arkansas-Pine Bluff.
- Had a season-high seven rebounds in addition to three points, three steals and two assists vs. Mississippi Valley State.
- Recorded six points, six rebounds, one assist, one steal and one block in her SEC debut against Kentucky.
- Set a career high with a team-leading 16 points at Ole Miss.
- Suspended two games (Vanderbilt - Jan. 25; at South Carolina - Jan. 29) for altercation that took place during the Auburn game on Jan. 22 with Hasina Muhammad.
- Added six points and a rebound off the bench against Arkansas.
- Chipped in nine points, a career-high five assists, four rebounds and three steals at Texas A&M.

### 2014-15 GAME-BY-GAME STATS

OPPONENT	DATE	GS	MIN	FG	FBA	PCT	3FG	FBA	PCT	FT	FTA	PCT	OFF	DEF	TOT	AVG	PF	A	TO	BLK	STL	PTS	AVG
Florida A&M	11/14	DNP																					
Duke	11/16	DNP																					
Jacksonville St.	11/18	DNP																					
at Kansas	11/21	DNP																					
vs. Georgetown	11/22	DNP																					
vs. Temple	11/23	DNP																					
Alabama A&M	11/26	DNP																					
vs. Quinnipiac	11/30	DNP																					
USC Upstate	12/2	DNP																					
UT Martin	12/4	DNP																					
Nebraska	12/7	DNP																					
Mercer	12/14	25	3	13	.231	0	3	.000	3	4	.750	2	1	3	3.0	0	1	1	0	3	9	9.0	
Ark.-Pine Bluff	12/16	20	0	4	.000	0	3	.000	5	7	.714	2	2	4	3.5	2	3	1	0	3	5	7.0	
New Orleans	12/21	19	1	6	.167	0	2	.000	6	8	.750	1	2	3	3.3	3	1	1	0	1	8	7.3	
Miss. Valley St.	12/28	18	1	3	.333	0	0	.000	1	2	.500	1	6	7	4.3	1	2	4	0	3	3	6.3	
Kentucky	1/2	18	3	5	.600	0	1	.000	0	3	.000	1	5	6	4.6	3	1	5	1	1	6	6.2	
at Georgia	1/4	20	0	4	.000	0	2	.000	0	0	.000	0	0	0	3.8	0	0	0	0	1	0	5.2	
South Carolina	1/8	10	0	3	.000	0	1	.000	0	0	.000	0	0	0	3.3	1	0	0	0	0	0	4.4	
at Ole Miss	1/11	31	7	10	.700	0	1	.000	2	4	.500	2	4	6	3.6	2	4	2	0	4	16	5.9	
at Miss. State	1/18	31	2	7	.286	0	1	.000	3	4	.750	0	3	3	3.6	4	2	7	0	1	7	6.0	
Auburn	1/22	11	1	3	.333	0	1	.000	2	2	1.000	0	1	1	3.3	2	2	1	0	2	4	5.8	
Vanderbilt	1/25	DNP																					
at South Carolina	1/29	DNP																					
Arkansas	2/1	25	2	6	.333	0	0	.000	2	2	1.000	0	1	1	3.1	1	0	0	0	0	6	5.8	
at LSU	2/8	DNP																					
Missouri	2/12	18	0	3	.000	0	1	.000	0	0	.000	2	2	4	3.2	2	4	1	0	0	0	5.3	
at Texas A&M	2/16	29	4	8	.500	0	0	.000	1	1	1.000	0	4	4	3.2	0	5	7	0	3	9	5.6	
at Tennessee	2/19	16	0	4	.000	0	0	.000	0	0	.000	3	1	4	3.3	1	2	2	0	0	0	5.2	
Mississippi State	2/22	6	0	1	.000	0	0	.000	0	0	.000	0	2	2	3.2	1	0	2	0	0	0	4.9	
Florida	2/26	23	1	2	.500	1	1	1.000	0	0	.000	0	2	2	3.1	2	2	1	0	0	3	4.8	

### CAREER STATS

Year	GP	GS	Min	Avg	FG	FBA	Pct	3FG	3FBA	Pct	FT	FTA	Pct	Off	Def	Tot	Avg	PF	FO	A	TO	Blk	Stl	Pts	Avg
2014-15	16	0	320	20.0	25	82	.305	1	17	.059	25	37	.676	14	36	50	3.1	25	0	29	35	1	22	76	4.8



11

6-0 • Freshman

Guard

**HANNAH COOK**

Ozark, Mo. (Ozark HS)

**CAREER HIGHS**

Points	23 vs. UT Martin (12/4/14)
Rebounds	10 vs. Nebraska (12/7/14)
FG Made	7 - 2X, last vs. UT Martin (12/2/14)
FG Att.	19 vs. Duke (11/16/14)
3PT FG Made	4 - 2X, last vs. UT Martin (12/4/14)
3PT FG Att.	10 at Tennessee (2/19/15)
FT Made	5 - 2X, last vs. UT Martin (12/4/14)
FT Att.	8 vs. Georgetown (11/22/14)
Assists	5 vs. Arkansas-Pine Bluff (12/16/14)
Steals	3 - 4X, last vs. Vanderbilt (1/25/15)
Blocks	1 - 5X, last vs. Missouri (2/12/15)
Minutes	37 vs. UT Martin (12/4/14)

**SEC HIGHS**

Points	18 vs. Kentucky (1/2/15)
Rebounds	6 at South Carolina (1/29/15)
FG Made	6 vs. Kentucky (1/2/15)
FG Att.	14 vs. Kentucky (1/2/15)
3PT FG Made	3 - 4X, last at Tennessee (2/19/15)
3PT FG Att.	10 at Tennessee (2/19/15)
FT Made	3 - 2X, last vs. South Carolina (1/8/15)
FT Att.	5 vs. South Carolina (1/8/15)
Assists	2 at South Carolina (1/29/15)
Steals	3 vs. Vanderbilt (1/25/15)
Blocks	1 - 3X, last vs. Missouri (2/12/15)
Minutes	32 - 2X, last at South Carolina (1/29/15)

**2014-15 SEASON HIGHS**

Points	23 vs. UT Martin (12/4)
Rebounds	10 vs. Nebraska (12/7)
FG Made	7 - 2X, last vs. UT Martin (12/2)
FG Att.	19 vs. Duke (11/16)
3PT FG Made	4 - 2X, last vs. UT Martin (12/4)
3PT FG Att.	10 at Tennessee (2/19)
FT Made	5 - 2X, last vs. UT Martin (12/4)
FT Att.	8 vs. Georgetown (11/22)
Assists	5 vs. Arkansas-Pine Bluff (12/16)
Steals	3 - 4X, last vs. Vanderbilt (1/25)
Blocks	1 - 5X, last vs. Missouri (2/12)
Minutes	37 vs. UT Martin (12/4)

**NOTES**

- Started 23 games for the Crimson Tide.
- Scored double figures in 11 games this season.
- Second on the team in scoring, averaging 8.4 points per game.
- Scored 10 points and added two rebounds and two steals in 27 minutes of action against Florida A&M in collegiate debut.
- Scored 19 of the Tide's 40 points against Duke while setting or matching career highs in every category.
- Tallied 18 points in 28 minutes against Jacksonville State.
- Had eight points and two assists in the win at Kansas.
- Added nine points, five rebounds and three assists in the win over Georgetown.
- Put up 13 points and secured eight rebounds in 30 minutes against Temple.
- Contributed eight points, six rebounds, three assists and one steal vs. Alabama A&M.
- Had a season-high 23 points in addition to three steals and one assist vs. UT Martin.
- Recorded a season-high 10 rebounds in the win over No. 12 Nebraska.
- Chipped in 11 points, a season-high five assists and three steals vs. Arkansas-Pine Bluff.
- Added 12 points, four rebounds, one assist and one steal vs. New Orleans.
- Scored a team-high 18 points in her SEC

debut against Kentucky.

- Recorded 11 points, four rebounds, three steals, one block and one assist against Vanderbilt.
- Chipped in nine points, six rebounds, two assists and a steal at South Carolina.
- Reached double figures for the 10th time this season with 12 points at Texas A&M.
- Scored 11 points and added five rebounds and an assist at Tennessee.

**2014-15 GAME-BY-GAME STATS**

OPPONENT	DATE	GS	MIN	FG	FBA	PCT	3FG	FBA	PCT	FT	FTA	PCT	OFF	DEF	TOT	AVG	PF	A	TO	BLK	STL	PTS	AVG
Florida A&M	11/14		27	3	14	.214	1	7	.143	3	4	.750	1	1	2	2.0	2	0	2	0	2	10	10.0
Duke	11/16	*	32	7	19	.368	2	8	.250	3	4	.750	1	2	3	2.5	2	0	3	0	2	19	14.5
Jacksonville St.	11/18	*	28	5	11	.455	4	7	.571	4	4	1.000	1	3	4	3.0	4	3	3	0	3	18	15.7
at Kansas	11/21	*	30	2	9	.222	2	3	.667	2	4	.500	0	0	0	2.3	3	2	2	0	0	8	13.8
vs. Georgetown	11/22	*	33	2	8	.250	0	2	.000	5	8	.625	0	5	5	2.8	3	3	2	0	0	9	12.8
vs. Temple	11/23	*	30	5	9	.556	3	6	.500	0	2	.000	1	7	8	3.7	1	2	3	1	0	13	12.8
Alabama A&M	11/26	*	27	3	10	.300	1	7	.143	1	1	1.000	0	6	6	4.0	2	3	3	0	1	8	12.1
vs. Quinnipiac	11/30	*	12	3	7	.429	1	4	.250	1	3	.333	0	2	3	2.8	2	0	0	0	1	8	11.6
USC Upstate	12/2	*	30	3	6	.500	1	3	.333	2	4	.500	0	3	3	3.7	4	1	0	0	1	9	11.3
UT Martin	12/4	*	37	7	15	.467	4	8	.500	5	7	.714	2	0	2	3.5	2	1	2	0	3	23	12.5
Nebraska	12/7	*	31	1	10	.100	1	4	.250	0	0	.000	0	10	10	4.1	2	0	2	0	1	3	11.6
Mercer	12/14	*	27	1	10	.100	0	6	.000	0	0	.000	0	3	3	4.0	2	3	3	0	2	2	10.8
Ark.-Pine Bluff	12/16	*	14	5	8	.625	1	4	.250	0	1	.000	0	0	0	3.7	2	5	1	0	3	11	10.8
New Orleans	12/21	*	20	4	8	.500	3	6	.500	1	4	.250	1	3	4	3.7	0	1	1	0	1	12	10.9
Miss. Valley St.	12/28	*	19	2	7	.286	2	6	.333	0	0	.000	1	2	3	3.7	1	1	1	1	0	6	10.6
Kentucky	1/2	*	24	6	14	.429	3	7	.429	3	4	.750	0	1	1	3.5	5	1	1	0	0	18	11.1
at Georgia	1/4	*	18	0	8	.000	0	5	.000	1	2	.500	0	2	2	3.4	0	2	3	0	1	1	10.5
South Carolina	1/8	*	17	0	1	.000	0	1	.000	3	5	.600	0	0	0	3.2	2	0	4	0	0	3	10.1
at Ole Miss	1/11	*	24	2	11	.182	2	8	.250	0	0	.000	0	2	2	3.2	3	1	3	0	2	6	9.8
at Miss. State	1/18	*	23	2	6	.333	0	3	.000	0	0	.000	0	1	1	3.1	3	0	3	1	0	4	9.6
Auburn	1/22	*	28	0	9	.000	0	8	.000	0	0	.000	1	1	2	3.0	2	1	1	0	1	0	9.1
Vanderbilt	1/25	*	32	4	9	.444	3	6	.500	0	0	.000	1	3	4	3.0	4	1	2	1	3	11	9.2
at South Carolina	1/29	*	32	3	8	.375	3	7	.429	0	0	.000	0	6	6	3.2	3	2	1	0	1	9	9.2
Arkansas	2/1	*	31	3	8	.375	1	5	.200	2	5	.400	1	2	3	3.2	3	2	0	0	3	9	9.2
at LSU	2/8		18	0	5	.000	0	3	.000	0	0	.000	1	3	4	3.2	2	0	1	0	1	0	8.8
Missouri	2/12		17	1	5	.200	0	2	.000	1	1	1.000	1	2	3	3.2	2	1	1	1	2	3	8.6
at Texas A&M	2/16		25	4	8	.500	2	5	.400	2	2	1.000	0	1	1	3.1	1	0	0	0	0	12	8.7
at Tennessee	2/19		31	4	13	.308	3	10	.300	0	0	.000	0	5	5	3.2	4	1	1	0	0	11	8.8
Mississippi State	2/22		6	0	1	.000	0	1	.000	0	0	.000	0	1	1	3.1	0	1	1	0	1	0	8.5
Florida	2/26		26	2	9	.222	2	6	.333	0	0	.000	1	2	3	3.1	3	1	5	0	0	6	8.4

**CAREER STATS**

Year	GP	GS	Min	Avg	FG	FGA	Pct	3FG	3FGA	Pct	FT	FTA	Pct	Off	Def	Tot	Avg	PF	FO	A	TO	Blk	Stl	Pts	Avg
2014-15	30	23	749	25.0	84	266	.316	45	158	.285	39	65	.600	14	79	93	3.1	69	1	39	55	5	35	252	8.4



6-2 • Junior

Forward

## NIKKI HEGSTETTER

Kennesaw, Ga. (Harrison HS)

### CAREER HIGHS

Points	16 at Chattanooga (11/8/13)
Rebounds	14 vs. Kentucky (1/2/15)
FG Made	7 - 2X, last vs. Cal State Fullerton (11/30/13)
FG Att.	12 vs. Cal State Fullerton (11/30/13)
3PT FG Made	2 vs. Auburn (1/22/15)
3PT FG Att.	4 - 2X, last at South Carolina (1/29/15)
FT Made	6 vs. UT Martin (12/4/14)
FT Att.	6 - 4X, last vs. UT Martin (12/4/14)
Assists	7 vs. Coppin State (12/29/13)
Steals	3 at Kentucky (1/23/14)
Blocks	4 vs. Florida A&M (11/14/14)
Minutes	37 - 3X, last at Miss. State (1/18/15)

### SEC HIGHS

Points	10 - 3X, last vs. Auburn (1/22/15)
Rebounds	14 vs. Kentucky (1/2/15)
FG Made	4 - 5X, last vs. Missouri (2/12/15)
FG Att.	11 vs. Vanderbilt (1/25/15)
3PT FG Made	2 vs. Auburn (1/22/15)
3PT FG Att.	4 at South Carolina (1/29/15)
FT Made	4 vs. LSU (3/2/14)
FT Att.	6 vs. LSU (3/2/14)
Assists	4 at Kentucky (1/23/14)
Steals	3 at Kentucky (1/23/14)
Blocks	3 vs. Vanderbilt (1/25/15)
Minutes	37 - 2X, last at Miss. State (1/18/15)

### 2014-15 SEASON HIGHS

Points	15 vs. Miss. Valley State (12/28)
Rebounds	14 vs. Kentucky (1/2)
FG Made	6 vs. Miss. Valley State (12/28)
FG Att.	11 vs. Vanderbilt (1/25)
3PT FG Made	2 vs. Auburn (1/22)
3PT FG Att.	4 - 2X, last at South Carolina (1/29)
FT Made	6 vs. UT Martin (12/4)
FT Att.	6 - 3X, last vs. UT Martin (12/4)
Assists	4 - 2X, last vs. USC Upstate (12/2)
Steals	2 - 5X, last vs. Vanderbilt (1/25)
Blocks	4 vs. Florida A&M (11/14)
Minutes	37 at Miss. State (1/18)

### NOTES

- Has started 65 consecutive games for the Crimson Tide.
- Recorded a team-high nine rebounds in addition to a career-best four blocks and five points in the win over Florida A&M.
- Started and clocked 20 minutes against Duke.
- Went 4-6 from the free throw line while clocking a season-high 31 minutes against Jacksonville State.
- Scored the first three-pointer of her career in the win at Kansas.
- Added eight points, seven rebounds, four assists, three blocks and two steals vs. Alabama A&M.
- Had a season-high 12 points in addition to four assists, three rebounds and one steal vs. USC Upstate.
- Contributed 11 points, seven rebounds one one assist while making a career-high six free throws in the win vs. UT Martin.
- Scored the game-winning basket against No. 12 Nebraska and finished the game with seven points, eight rebounds, two steals and a block.
- Had seven rebounds, one point, one block and one steal in 17 minutes vs. Arkansas-Pine Bluff.
- Scored a season-high 15 points while pulling down six rebounds in the win over Mississippi Valley State.
- Pulled down a career-high 14 rebounds while adding six points, three assists, one

block and one steal vs. Kentucky.

- Contributed 10 points, six rebounds, two blocks and a steal in the win over Auburn.
- Added nine rebounds, eight points, three blocks, two steals and an assist vs. Vanderbilt.
- Chipped in eight points, nine rebounds, three assists, one steal and two blocks, one of which rejected Missouri's final shot attempt to win the game.

### 2014-15 GAME-BY-GAME STATS

OPPONENT	DATE	GS	MIN	FG	FGA	PCT	3FG	FGA	PCT	FT	FTA	PCT	OFF	DEF	TOT	AVG	PF	A	TO	BLK	STL	PTS	AVG
Florida A&M	11/14	*	23	1	4	.250	0	0	.000	3	6	.500	3	6	9	9.0	2	0	2	4	0	5	5.0
Duke	11/16	*	20	1	4	.250	0	2	.000	1	3	.333	0	1	1	5.0	3	0	2	0	0	3	4.0
Jacksonville St.	11/18	*	31	0	3	.000	0	1	.000	4	6	.667	6	1	7	5.7	1	0	1	1	0	4	4.0
at Kansas	11/21	*	30	1	5	.200	1	3	.333	0	0	.000	1	1	2	4.8	5	3	1	0	1	3	3.8
vs. Georgetown	11/22	*	29	1	3	.333	0	0	.000	0	0	.000	1	4	5	4.8	3	1	1	0	1	2	3.4
vs. Temple	11/23	*	30	3	5	.600	0	0	.000	0	0	.000	3	4	7	5.2	2	2	2	0	1	6	3.8
Alabama A&M	11/26	*	30	3	6	.500	0	0	.000	2	3	.667	4	3	7	5.4	1	4	0	3	2	8	4.4
vs. Quinnipiac	11/30	*	30	2	5	.400	0	1	.000	0	0	.000	1	4	5	5.4	1	1	4	0	2	4	4.4
USC Upstate	12/2	*	35	4	5	.800	0	0	.000	4	4	1.000	1	2	3	5.1	5	4	1	0	1	12	5.2
UT Martin	12/4	*	35	2	4	.500	1	1	1.000	6	6	1.000	3	4	7	5.3	3	1	4	0	0	11	5.8
Nebraska	12/7	*	31	3	9	.333	1	4	.250	0	0	.000	3	5	8	5.5	0	0	0	1	2	7	5.9
Mercer	12/14	*	24	0	5	.000	0	0	.000	0	0	.000	1	3	4	5.4	0	1	2	0	0	0	5.4
Ark.-Pine Bluff	12/16	*	17	0	1	.000	0	0	.000	1	2	.500	5	2	7	5.5	5	1	2	1	1	1	5.1
New Orleans	12/21	*	20	1	2	.500	0	0	.000	1	2	.500	0	4	4	5.4	1	1	1	0	1	3	4.9
Miss. Valley St.	12/28	*	22	6	9	.667	0	0	.000	3	3	1.000	5	1	6	5.5	5	1	2	0	0	15	5.6
Kentucky	1/2	*	31	2	7	.286	0	0	.000	2	2	1.000	6	8	14	6.0	3	3	5	1	1	6	5.6
at Georgia	1/4	*	20	1	3	.333	0	1	.000	0	0	.000	2	2	4	5.9	2	0	1	0	0	2	5.4
South Carolina	1/8	*	15	1	4	.250	0	1	.000	0	0	.000	1	0	1	5.6	1	0	2	1	0	2	5.2
at Ole Miss	1/11	*	31	3	8	.375	0	0	.000	0	0	.000	2	2	4	5.5	4	0	2	0	0	6	5.3
at Miss. State	1/18	*	37	3	5	.600	0	1	.000	2	4	.500	1	7	8	5.7	2	2	0	2	2	8	5.4
Auburn	1/22	*	36	4	6	.667	2	3	.667	0	2	.000	3	3	6	5.7	2	0	4	2	1	10	5.6
Vanderbilt	1/25	*	32	3	11	.273	0	2	.000	2	4	.500	5	4	9	5.8	4	1	1	3	2	8	5.7
at South Carolina	1/29	*	27	2	9	.222	1	4	.250	0	0	.000	2	1	3	5.7	4	4	4	0	1	5	5.7
Arkansas	2/1	*	33	2	9	.222	0	3	.000	0	0	.000	1	2	3	5.6	1	0	2	1	0	4	5.6
at LSU	2/8	*	33	1	3	.333	0	0	.000	0	0	.000	1	4	5	5.6	3	1	6	1	0	2	5.5
Missouri	2/12	*	36	4	10	.400	0	2	.000	0	1	.000	4	5	9	5.7	2	3	0	2	1	8	5.6
at Texas A&M	2/16	*	20	2	5	.400	1	3	.333	0	1	.000	0	0	0	5.5	3	0	2	0	0	5	5.6
at Tennessee	2/19	*	27	1	6	.167	0	1	.000	0	0	.000	1	4	5	5.5	4	1	3	1	1	2	5.4
Mississippi State	2/22	*	19	0	1	.000	0	1	.000	2	2	1.000	0	1	1	5.3	3	1	0	1	0	2	5.3
Florida	2/26	*	27	1	4	.250	1	2	.500	0	0	.000	2	1	3	5.2	4	1	2	0	1	3	5.2

### CAREER STATS

Year	GP	GS	Min	Avg	FG	FGA	Pct	3FG	3FGA	Pct	FT	FTA	Pct	Off	Def	Tot	Avg	PF	FO	A	TO	Blk	Stl	Pts	Avg
2012-13	29	6	479	16.5	30	105	.286	0	10	.000	16	26	.615	41	33	74	2.6	46	0	12	31	9	9	76	2.6
2013-14	30	30	769	25.6	65	168	.387	1	10	.100	27	44	.614	56	76	132	4.4	82	3	48	60	23	16	158	5.3
2014-15	30	30	831	27.7	58	161	.360	8	36	.222	33	51	.647	68	89	157	5.2	79	4	36	59	25	22	157	5.2
TOTAL	89	66	2079	23.4	153	434	.353	9	56	.161	76	121	.628	165	198	363	4.1	207	7	96	150	57	47	391	4.4



5-8 • Freshman

Guard

## MEOSHONTI KNIGHT

Morgan City, La. (Central Catholic HS)

### CAREER HIGHS

Points	16 - 2X, last vs. South Carolina (1/8/15)
Rebounds	8 vs. Florida A&M (11/14/14)
FG Made	5 at Ole Miss (1/11/15)
FG Att.	13 vs. Nebraska (12/7/14)
3PT FG Made	1 - 9X, last vs. Missouri (2/12/15)
3PT FG Att.	4 vs. Arkansas-Pine Bluff (12/16/14)
FT Made	9 at Miss. State (1/18/15)
FT Att.	11 vs. South Carolina (1/8/15)
Assists	3 - 3X, last vs. Quinnipiac (11/30/14)
Steals	4 vs. Arkansas-Pine Bluff (12/16/14)
Blocks	1 - 4X, last vs. Missouri (2/12/15)
Minutes	30 - 2X, last at South Carolina (1/29/15)

### SEC HIGHS

Points	16 vs. South Carolina (1/8/15)
Rebounds	5 vs. Miss. State (1/18/15)
FG Made	5 at Ole Miss (1/11/15)
FG Att.	10 at South Carolina (1/29/15)
3PT FG Made	1 - 4X, last vs. Miss. State (2/22/15)
3PT FG Att.	3 at Georgia (1/4/15)
FT Made	9 at Miss. State (1/18/15)
FT Att.	11 vs. South Carolina (1/8/15)
Assists	2 - 3X, last vs. Missouri (2/12/15)
Steals	3 - 3X, last at Tennessee (2/19/15)
Blocks	1 - 3X, last vs. Missouri (2/12/15)
Minutes	30 - 2X, last at South Carolina (1/29/15)

### 2014-15 SEASON HIGHS

Points	16 - 2X, last vs. South Carolina (1/8)
Rebounds	8 vs. Florida A&M (11/14)
FG Made	5 at Ole Miss (1/11)
FG Att.	13 vs. Nebraska (12/7)
3PT FG Made	1 - 10X, last vs. Miss. State (2/22)
3PT FG Att.	4 vs. Arkansas-Pine Bluff (12/16)
FT Made	9 at Miss. State (1/18)
FT Att.	11 vs. South Carolina (1/8)
Assists	3 - 3X, last vs. Quinnipiac (11/30)
Steals	4 vs. Arkansas-Pine Bluff (12/16)
Blocks	1 - 4X, last vs. Missouri (2/12)
Minutes	30 - 2X, last at South Carolina (1/29)

### NOTES

- Chipped in 10 points, eight rebounds, three assists and three steals in 23 minutes off the bench against Florida A&M.
- Tallied four points, two steals and two blocks off the bench against Duke.
- Came off the bench to contribute four point and four rebounds in 11 minutes against Jacksonville State.
- Big impact in the Tide's win at Kansas, scoring 11 points, while adding three rebounds, two assists and a steal.
- Scored a game-high 15 points in addition to two steals and a rebound in the win vs. Georgetown.
- Eight of her 15 points against the Hoyas were scored at the free throw line where she went 8-10.
- Added six points, three rebounds and three assists against Alabama A&M.
- Named Alabama's Most Outstanding Player in the Hall of Fame Women's Challenge after setting then career highs in points, field goals, assists and minutes against Quinnipiac.
- Contributed nine points, five rebounds and an assist vs. USC Upstate.
- Had nine points, three rebounds and two steals in the win over No. 12 Nebraska.
- Chipped in 10 points and a season-best four steals vs. Arkansas-Pine Bluff.
- Added 11 points, three rebounds and two steals against Mississippi Valley State.
- Had six points, four rebounds, three

steals and two assists in her SEC debut vs. Kentucky.

- Matched her career high with 16 points in addition to two rebounds and two assists vs. South Carolina.
- Made her first start and played a career-high 30 minutes against Ole Miss, finishing second on the team in scoring with 15 points.
- Led Alabama with 13 points at Mississippi State, marking her third straight game in double figures.
- Missed the second half of the Auburn game after being ejected for being in the middle of an altercation that broke with 1:14 to go in the first half.
- Added 11 points, four rebounds, one assist and one steal off the bench at LSU.
- Scored seven points and recorded two steals against Mississippi State.

### 2014-15 GAME-BY-GAME STATS

OPPONENT	DATE	GS	MIN	FG	FBA	PCT	3FG	FBA	PCT	FT	FTA	PCT	OFF	DEF	TOT	AVG	PF	A	TO	BLK	STL	PTS	AVG
Florida A&M	11/14	23	4	6	.667	0	1	.000	2	6	.333	4	4	8	8.0	1	3	3	0	3	10	10.0	
Duke	11/16	18	1	3	.333	0	0	.000	2	2	1.000	0	2	2	5.0	2	1	7	0	2	4	7.0	
Jacksonville St.	11/18	11	1	6	.167	0	0	.000	2	6	.333	2	2	4	4.7	1	0	1	0	0	4	6.0	
at Kansas	11/21	13	4	6	.667	0	0	.000	3	4	.750	0	3	3	4.3	2	2	2	0	1	11	7.3	
vs. Georgetown	11/22	21	3	7	.429	1	2	.500	8	10	.800	0	1	1	3.6	1	0	3	0	2	15	8.8	
vs. Temple	11/23	14	0	5	.000	0	1	.000	0	0	.000	0	0	0	3.0	1	2	0	0	1	0	7.3	
Alabama A&M	11/26	18	3	7	.429	0	1	.000	0	2	.000	1	2	3	3.0	2	3	3	0	0	6	7.1	
vs. Quinnipiac	11/30	26	4	10	.400	1	1	1.000	7	7	1.000	1	4	5	3.3	2	3	1	0	0	16	8.3	
USC Upstate	12/2	22	3	8	.375	0	0	.000	3	6	.500	3	2	5	3.4	2	1	1	0	0	9	8.3	
UT Martin	12/4	5	0	0	.000	0	0	.000	1	2	.500	0	0	0	3.1	3	0	2	0	2	1	7.6	
Nebraska	12/7	21	4	13	.308	1	3	.333	0	1	.000	0	3	3	3.1	1	0	3	0	2	9	7.7	
Mercer	12/14	7	0	2	.000	0	1	.000	0	0	.000	0	1	1	2.9	1	1	1	0	0	0	7.1	
Ark.-Pine Bluff	12/16	20	3	7	.429	1	4	.250	3	4	.750	0	0	0	2.7	1	0	1	0	4	10	7.3	
New Orleans	12/21	21	2	5	.400	0	1	.000	4	7	.571	1	3	4	2.8	3	2	3	1	2	8	7.4	
Miss. Valley St.	12/28	21	4	7	.571	1	1	1.000	2	4	.500	2	1	3	2.8	0	0	0	0	2	11	7.6	
Kentucky	1/2	20	2	5	.400	0	2	.000	2	2	1.000	1	3	4	2.9	1	2	2	0	3	6	7.5	
at Georgia	1/4	19	1	6	.167	1	3	.333	3	4	.750	0	2	2	2.8	1	1	2	0	1	6	7.4	
South Carolina	1/8	28	4	9	.444	0	1	.000	8	11	.727	2	0	2	2.8	1	2	3	0	0	16	7.9	
at Ole Miss	1/11	*	30	5	6	.833	0	1	.000	5	6	.833	0	2	2	2.7	0	1	5	0	2	15	8.3
at Miss. State	1/18	29	2	7	.286	0	0	.000	9	10	.900	0	5	5	2.9	4	0	2	1	1	13	8.5	
Auburn	1/22	11	1	4	.250	1	2	.500	2	3	.667	1	2	3	2.9	1	0	1	0	1	5	8.3	
Vanderbilt	1/25	22	2	4	.500	0	0	.000	3	6	.500	0	1	1	2.8	1	0	1	0	1	7	8.3	
at South Carolina	1/29	*	30	3	10	.300	1	1	1.000	1	1	1.000	0	3	3	2.8	2	1	4	1	3	8	8.3
Arkansas	2/1	*	21	1	5	.200	0	0	.000	0	1	.000	0	1	1	2.7	2	1	2	0	0	2	8.0
at LSU	2/8	28	3	8	.375	0	2	.000	5	7	.714	1	3	4	2.8	0	1	2	0	1	11	8.1	
Missouri	2/12	22	3	8	.375	1	2	.500	0	0	.000	1	0	1	2.7	1	2	0	1	1	7	8.1	
at Texas A&M	2/16	14	0	1	.000	0	0	.000	1	4	.250	0	2	2	2.7	0	0	2	0	2	1	7.8	
at Tennessee	2/19	22	4	5	.800	0	1	.000	1	1	1.000	0	2	2	2.6	1	1	2	0	3	9	7.9	
Mississippi State	2/22	24	3	7	.429	1	1	1.000	0	0	.000	1	0	1	2.6	1	1	2	0	2	7	7.8	
Florida	2/26	10	0	0	.000	0	0	.000	0	0	.000	0	1	1	2.5	0	1	0	0	0	0	7.6	

### CAREER STATS

Year	GP	GS	Min	Avg	FG	FBA	Pct	3FG	3FBA	Pct	FT	FTA	Pct	Off	Def	Tot	Avg	PF	FO	A	TO	Blk	Stl	Pts	Avg
2014-15	30	3	591	19.7	70	177	.395	10	32	.313	77	117	.658	21	55	76	2.5	39	0	32	61	4	42	227	7.6



6-0 • Sophomore

Forward

## ASHLEY WILLIAMS

Covington, Ga. (Alcovy HS)

### CAREER HIGHS

Points	29 vs. Alabama A&M (11/26/14)
Rebounds	15 vs. Miss. State (2/20/14)
FG Made	13 vs. Alabama A&M (11/26/14)
FG Att.	19 vs. Alabama A&M (11/26/14)
3PT FG Made	
3PT FG Att.	
FT Made	10 vs. LSU (3/2/14)
FT Att.	16 vs. LSU (3/2/14)
Assists	2 - 3X, last vs. Vanderbilt (1/25/15)
Steals	5 vs. Miss. State (2/22/15)
Blocks	3 vs. Miss. State (2/20/14)
Minutes	42 at Auburn (2/27/14)

### SEC HIGHS

Points	22 at Auburn (2/27/14)
Rebounds	15 vs. Miss. State (2/20/14)
FG Made	8 - 4X, last vs. Miss. State (2/22/15)
FG Att.	15 - 2X, last vs. LSU (3/2/14)
3PT FG Made	
3PT FG Att.	
FT Made	10 vs. LSU (3/2/14)
FT Att.	16 vs. LSU (3/2/14)
Assists	2 vs. Vanderbilt (1/25/15)
Steals	3 at Georgia (1/4/15)
Blocks	5 vs. Miss. State (2/22/15)
Minutes	42 at Auburn (2/27/14)

### 2014-15 SEASON HIGHS

Points	29 vs. Alabama A&M (11/26)
Rebounds	12 vs. Mercer (12/14)
FG Made	13 vs. Alabama A&M (11/26)
FG Att.	19 vs. Alabama A&M (11/26)
3PT FG Made	
3PT FG Att.	
FT Made	7 vs. Georgetown (11/22)
FT Att.	14 vs. Florida A&M (11/14)
Assists	2 - 2X, last vs. Vanderbilt (1/25)
Steals	5 vs. Miss. State (2/22)
Blocks	1 - 5X, last at Miss. State (1/18)
Minutes	39 vs. Miss. State (2/22)

## NOTES

- Missed the Tide's game at Ole Miss after suffering a concussion in the second half of the game against South Carolina on Jan. 8.
- Named the SEC Player of the Week on Nov. 24 after putting up 20-plus points in three of four games.
- Scored 20-plus points in five games this season for the Crimson Tide.
- Leads the team in scoring with an average of 13.4 points per game and rebounding with 6.2 boards per contest.
- Has four double-doubles thus far this season and nine overall for her career.
- Collected the sixth double-double of her career in 2014-15 season opener with 21 points and 11 rebounds against Florida A&M.
- Was second on the team in points (8) and minutes (30) against Duke.
- Led the team with 26 points in 37 minutes against Jacksonville State.
- Had a team-best 24 points, while adding eight rebounds and an assist to help lead the Tide to its win at Kansas.
- Scored a game-high tying 15 points in addition to five rebounds, one assist and one steal vs. Georgetown.
- Recorded her second double-double of the season against Temple, finishing with 20 points and 11 rebounds.
- Notched a career-high 29 points in addition to 10 rebounds against Alabama A&M for her third double-double of the season.
- Added nine rebounds, seven points, two

steals and a block vs. No. 12 Nebraska.

- Registered her fourth double-double of the season with 12 points and 12 rebounds against Mercer.
- Had 12 points, six rebounds and a career-best three steals to lead the team at Georgia.
- Led Alabama with 12 points, seven rebounds, two assists and two steals vs. Vanderbilt.
- Hauled in a game-high 12 rebounds against Arkansas.
- Scored a game-high 15 points at LSU.
- Contributed 10 points, seven rebounds and a steal in the win vs. Missouri.
- Led Alabama with 15 points and seven rebounds at Texas A&M.
- Had a game-high 18 points in addition to seven rebounds and one steal at Tennessee.
- Led the Tide with 21 points while setting a career high with five steals in a season-high 39 minutes against Mississippi State.

## 2014-15 GAME-BY-GAME STATS

OPPONENT	DATE	GS	MIN	FG	FGA	PCT	3FG	FGA	PCT	FT	FTA	PCT	OFF	DEF	TOT	AVG	PF	A	TO	BLK	STL	PTS	AVG
Florida A&M	11/14	*	35	8	10	.800	0	0	.000	5	14	.357	4	7	11	11.0	0	0	3	0	2	21	21.0
Duke	11/16	*	30	3	5	.600	0	0	.000	2	4	.500	0	1	1	6.0	0	1	5	1	2	8	14.5
Jacksonville St.	11/18	*	37	10	16	.625	0	0	.000	6	10	.600	2	7	9	7.0	1	2	6	0	0	26	18.3
at Kansas	11/21	*	35	9	12	.750	0	0	.000	6	10	.600	4	4	8	7.3	4	1	2	0	0	24	19.8
vs. Georgetown	11/22	*	24	4	5	.800	0	0	.000	7	11	.636	3	2	5	6.8	4	1	4	0	1	15	18.8
vs. Temple	11/23	*	31	8	10	.800	0	0	.000	4	10	.400	1	10	11	7.5	3	0	2	0	1	20	19.0
Alabama A&M	11/26	*	26	13	19	.684	0	0	.000	3	4	.750	8	2	10	7.9	2	0	3	0	1	29	20.4
vs. Quinnipiac	11/30	*	29	6	17	.353	0	0	.000	0	0	.000	4	1	5	7.5	4	0	5	0	0	12	19.4
USC Upstate	12/2	*	23	3	6	.500	0	0	.000	3	7	.429	1	0	1	6.8	3	1	5	1	1	9	18.2
UT Martin	12/4	*	32	4	7	.571	0	0	.000	3	8	.375	2	1	3	6.4	2	1	5	0	1	11	17.5
Nebraska	12/7	*	31	3	9	.333	0	0	.000	1	4	.250	5	4	9	6.6	3	0	4	1	2	7	16.5
Mercer	12/14	*	34	6	17	.353	0	0	.000	0	4	.000	5	7	12	7.1	2	0	3	0	0	12	16.2
Ark.-Pine Bluff	12/16	*	11	3	8	.375	0	0	.000	1	3	.333	1	3	4	6.8	1	0	3	0	0	7	15.5
New Orleans	12/21	*	22	2	4	.500	0	0	.000	5	9	.556	1	2	3	6.6	1	0	2	0	1	9	15.0
Miss. Valley St.	12/28	*	18	1	3	.333	0	0	.000	6	8	.750	1	2	3	6.3	3	1	5	0	2	8	14.5
Kentucky	1/2	*	30	6	10	.600	0	0	.000	1	3	.333	4	3	7	6.4	1	0	5	0	0	13	14.4
at Georgia	1/4	*	32	4	9	.444	0	0	.000	4	10	.400	3	3	6	6.4	2	0	3	1	3	12	14.3
South Carolina	1/8	*	26	4	7	.571	0	0	.000	2	2	1.000	0	2	2	6.1	1	0	2	0	0	10	14.1
at Ole Miss	1/11		DNP																				
at Miss. State	1/18	*	33	3	8	.375	0	0	.000	3	7	.429	4	5	9	6.3	3	0	4	1	0	9	13.8
Auburn	1/22	*	31	5	11	.455	0	0	.000	1	3	.333	3	2	5	6.2	3	1	4	0	1	11	13.7
Vanderbilt	1/25	*	37	3	7	.429	0	0	.000	6	8	.750	2	5	7	6.2	1	2	2	0	2	12	13.6
at South Carolina	1/29	*	27	2	6	.333	0	0	.000	4	7	.571	0	3	3	6.1	5	1	4	0	2	8	13.3
Arkansas	2/1	*	32	2	5	.400	0	0	.000	4	7	.571	3	9	12	6.3	4	0	6	1	0	8	13.1
at LSU	2/8	*	36	7	12	.583	0	0	.000	1	2	.500	0	4	4	6.3	3	1	5	0	2	15	13.2
Missouri	2/12	*	32	3	7	.429	0	0	.000	4	6	.667	1	6	7	6.3	2	0	2	0	1	10	13.0
at Texas A&M	2/16	*	36	5	14	.357	0	0	.000	5	5	1.000	2	5	7	6.3	1	0	3	0	1	15	13.1
at Tennessee	2/19	*	28	8	11	.727	0	0	.000	2	3	.667	2	5	7	6.3	0	0	1	0	1	18	13.3
Mississippi State	2/22	*	39	8	11	.727	0	0	.000	5	11	.455	1	4	5	6.3	2	0	3	1	5	21	13.6
Florida	2/26	*	32	3	6	.500	0	0	.000	3	7	.429	1	3	4	6.2	3	2	4	0	1	9	13.4

## CAREER STATS

Year	GP	GS	Min	Avg	FG	FGA	Pct	3FG	3FGA	Pct	FT	FTA	Pct	Off	Def	Tot	Avg	PF	FO	A	TO	Blk	Stl	Pts	Avg
2013-14	30	23	828	27.6	133	268	.496	0	0	.000	107	182	.588	88	110	198	6.6	65	0	13	73	6	16	373	12.4
2014-15	29	29	869	30.0	146	272	.537	0	0	.000	97	187	.519	68	112	180	6.2	64	1	15	105	7	33	389	13.4
TOTAL	59	52	1697	28.8	279	540	.517	0	0	.000	204	369	.553	156	222	378	6.4	129	1	28	178	13	49	762	12.9



22

5-7 • RS Freshman

Guard

**KARYLA MIDDLEBROOK**

Blue Springs, Mo. (Blue Springs HS)

**CAREER HIGHS**

Points	17 vs. Missouri (2/12/15)
Rebounds	7 - 2X, last vs. Florida (2/26/15)
FG Made	6 - 2X, last vs. Florida (2/26/15)
FG Att.	16 vs. Missouri (2/12/15)
3PT FG Made	2 - 4X, last vs. Florida (2/26/15)
3PT FG Att.	8 vs. Florida (2/26/15)
FT Made	9 at Duke (11/17/13)
FT Att.	10 vs. Kentucky (1/2/15)
Assists	7 - 2X, last vs. New Orleans (12/21/14)
Steals	4 vs. Florida A&M (11/14/14)
Blocks	1 at Saint Mary's (11/29/13)
Minutes	39 vs. Vanderbilt (1/25/15)

**SEC HIGHS**

Points	17 vs. Missouri (2/12/15)
Rebounds	7 vs. Florida (2/26/15)
FG Made	6 - 2X, last vs. Florida (2/26/15)
FG Att.	16 vs. Missouri (2/12/15)
3PT FG Made	2 - 2X, last vs. Florida (2/26/15)
3PT FG Att.	8 vs. Florida (2/26/15)
FT Made	8 vs. Miss. State (2/22/15)
FT Att.	10 vs. Kentucky (1/2/15)
Assists	5 - 2X, last vs. Auburn (1/22/15)
Steals	2 - 2X, last vs. Miss. State (2/22/15)
Blocks	
Minutes	39 vs. Vanderbilt (1/25/15)

**2014-15 SEASON HIGHS**

Points	17 vs. Missouri (2/12)
Rebounds	7 - 2X, last vs. Florida (2/26)
FG Made	6 - 2X, last vs. Florida (2/26)
FG Att.	16 vs. Missouri (2/12)
3PT FG Made	2 - 4X, last vs. Florida (2/26)
3PT FG Att.	8 vs. Florida (2/26)
FT Made	8 vs. Miss. State (2/22)
FT Att.	10 vs. Kentucky (1/2)
Assists	7 - 2X, last vs. New Orleans (12/21)
Steals	4 vs. Florida A&M (11/14)
Blocks	
Minutes	39 vs. Vanderbilt (1/25)

**NOTES**

- Started at the point for the Crimson Tide in each of its games this season.
- Recorded five assists and four steals in addition to four points and four rebounds in season opener against Florida A&M.
- Handed out five assists and a season-high four rebounds against Duke.
- Dished out six assists in addition to scoring a season-high nine points in the win at Kansas.
- Had six assists against Temple.
- Scored 15 points while collecting five rebounds vs. Quinnipiac.
- Dished out a career-best seven assists in the win over USC Upstate.
- Chipped in 14 points, five assists, three rebounds and one steal vs. UT Martin.
- Had a team-high 14 points in addition to two rebounds, two assists and a steal in the win over No. 12 Nebraska.
- Registered eight points, three rebounds, three assists and a steal vs. Mercer.
- Pulled down a career-high seven rebounds, while adding five points, three assists and a steal vs. Arkansas-Pine Bluff.
- Went 7-for-10 from the free throw line, contributing to an 11-point performance against Kentucky also adding six rebounds and five assists.
- Scored Alabama's final six points against Auburn to secure the victory and led the team for the game with 12 points in addition to five assists, two rebounds and a steal.

- Led the Tide in scoring with 11 points at South Carolina.
- Had a team-high 11 points against Arkansas.
- Scored a career-high 17 points to lead Alabama over Missouri.
- Was second on the team with 11 points, making a season-high eight free throws against Mississippi State.
- Led the team with 15 points against Florida while matching career-highs in rebounds (7), field goals (6) and three-pointers (2).

**2014-15 GAME-BY-GAME STATS**

OPPONENT	DATE	GS	MIN	FG	FGA	PCT	3FG	3FGA	PCT	FT	FTA	PCT	OFF	DEF	TOT	AVG	PF	A	TO	BLK	STL	PTS	AVG
Florida A&M	11/14	*	32	2	10	.200	0	1	.000	0	0	.000	2	2	4	4.0	3	5	4	0	4	4	4.0
Duke	11/16	*	31	0	6	.000	0	2	.000	0	0	.000	2	2	4	4.0	4	5	2	0	1	0	2.0
Jacksonville St.	11/18	*	20	1	3	.333	0	0	.000	0	2	.000	0	3	3	3.7	1	1	1	0	0	2	2.0
at Kansas	11/21	*	32	3	10	.300	1	3	.333	2	4	.500	0	2	2	3.3	4	6	3	0	1	9	3.8
vs. Georgetown	11/22	*	29	2	6	.333	0	0	.000	0	0	.000	0	3	3	3.2	2	4	4	0	1	4	3.8
vs. Temple	11/23	*	32	0	8	.000	0	1	.000	4	8	.500	1	1	2	3.0	3	6	2	0	2	4	3.8
Alabama A&M	11/26	*	27	2	4	.500	1	3	.333	1	3	.333	0	0	0	2.6	3	2	6	0	0	6	4.1
vs. Quinnipiac	11/30	*	35	4	11	.364	1	3	.333	6	6	1.000	1	4	5	2.9	2	4	1	0	1	15	5.5
USC Upstate	12/2	*	22	0	1	.000	0	0	.000	0	1	.000	0	1	1	2.7	2	7	5	0	0	0	4.9
UT Martin	12/4	*	29	5	7	.714	1	1	1.000	3	4	.750	0	3	3	2.7	2	5	3	0	1	14	5.8
Nebraska	12/7	*	34	3	12	.250	2	5	.400	6	6	1.000	1	1	2	2.6	2	2	7	0	1	14	6.5
Mercer	12/14	*	34	3	6	.500	2	2	1.000	0	0	.000	2	1	3	2.7	4	3	1	0	1	8	6.7
Ark.-Pine Bluff	12/16	*	23	2	5	.400	1	2	.500	0	0	.000	2	5	7	3.0	1	3	1	0	1	5	6.5
New Orleans	12/21	*	17	0	1	.000	0	0	.000	2	2	1.000	1	3	4	3.1	5	7	4	0	0	2	6.2
Miss. Valley St.	12/28	*	25	2	8	.250	0	3	.000	2	2	1.000	1	1	2	3.0	2	2	1	0	3	6	6.2
Kentucky	1/2	*	32	2	7	.286	0	3	.000	7	10	.700	4	2	6	3.2	2	5	7	0	0	11	6.5
at Georgia	1/4	*	26	3	4	.750	1	2	.500	0	3	.000	1	2	3	3.2	3	2	1	0	0	7	6.5
South Carolina	1/8	*	26	2	3	.667	0	0	.000	0	0	.000	0	2	2	3.1	1	2	6	0	0	4	6.4
at Ole Miss	1/11	*	16	1	4	.250	0	0	.000	4	5	.800	1	0	1	3.0	1	1	2	0	1	6	6.4
at Miss. State	1/18	*	18	1	5	.200	1	1	1.000	2	2	1.000	1	0	1	2.6	5	2	4	0	2	5	6.3
Auburn	1/22	*	35	2	6	.333	1	3	.333	7	8	.875	0	2	2	2.9	3	5	4	0	1	12	6.6
Vanderbilt	1/25	*	39	3	11	.273	0	2	.000	3	4	.750	0	3	3	2.9	2	4	3	0	1	9	6.7
at South Carolina	1/29	*	31	4	6	.667	1	1	1.000	2	2	1.000	0	0	0	2.7	3	1	4	0	0	11	6.9
Arkansas	2/1	*	34	4	9	.444	1	2	.500	2	2	1.000	0	1	1	2.7	5	2	3	0	1	11	7.0
at LSU	2/8	*	35	0	4	.000	0	3	.000	1	2	.500	0	2	2	2.6	3	3	5	0	2	1	6.8
Missouri	2/12	*	30	6	16	.375	2	5	.400	3	4	.750	0	1	1	2.6	1	0	1	0	1	17	7.2
at Texas A&M	2/16	*	28	0	3	.000	0	2	.000	0	0	.000	0	1	1	2.5	1	2	6	0	1	0	6.9
at Tennessee	2/19	*	26	1	10	.100	0	1	.000	0	0	.000	1	3	4	2.6	1	2	5	0	0	2	6.8
Mississippi State	2/22	*	32	1	5	.200	1	2	.500	8	9	.889	0	2	2	2.6	2	2	3	0	2	11	6.9
Florida	2/26	*	36	6	14	.429	2	8	.250	1	1	1.000	3	4	7	2.7	1	2	3	0	1	15	7.2

**CAREER STATS**

Year	GP	GS	Min	Avg	FG	FGA	Pct	3FG	3FGA	Pct	FT	FTA	Pct	Off	Def	Tot	Avg	PF	FO	A	TO	Blk	Stl	Pts	Avg
2013-14	9	7	182	20.2	13	47	.277	2	14	.143	20	27	.741	6	12	18	2.0	20	0	13	17	1	5	48	5.3
2014-15	30	30	866	28.9	65	205	.317	19	61	.311	66	90	.733	24	57	81	2.7	74	3	97	102	0	30	215	7.2
TOTAL	39	37	1048	26.9	78	252	.310	21	75	.280	86	117	.735	30	69	99	2.5	94	3	110	119	1	35	263	6.7



25

6-1 • Senior

Forward

BRI HUTCHEN

Baltimore, Md. (Rutgers)

CAREER HIGHS

Points

21 vs. USC Upstate (12/2/14)

Rebounds

14 vs. Auburn (1/16/14)

FG Made

8 - 2X, last vs. USC Upstate (12/2/14)

FG Att.

14 - 2X, last vs. USC Upstate (12/2/14)

3PT FG Made

2 - 4X, last vs. New Orleans (12/21/14)

3PT FG Att.

5 - 3X, last vs. New Orleans (12/21/14)

FT Made

5 - 2X, last vs. Arkansas-Pine Bluff (12/16/14)

FT Att.

6 - 2X, last vs. Arkansas-Pine Bluff (12/16/14)

Assists

3 - 3X, last vs. Nebraska (12/7/14)

Steals

4 vs. Arkansas-Pine Bluff (12/16/14)

Blocks

2 - 2X, last vs. Miss. Valley State (12/28/14)

Minutes

32 vs. Jacksonville State (11/18/14)

SEC HIGHS

Points

13 vs. Ole Miss (1/12/14)

Rebounds

14 vs. Auburn (1/16/14)

FG Made

6 vs. Ole Miss (1/12/14)

FG Att.

14 vs. Auburn (1/16/14)

3PT FG Made

1 - 3X, last at LSU (2/8/15)

3PT FG Att.

4 - 2X, last at LSU (2/8/15)

FT Made

4 - 2X, last at Miss. State (1/18/15)

FT Att.

5 at Missouri (2/9/14)

Assists

3 vs. Missouri (3/3/13)

Steals

3 vs. Florida (2/24/13)

Blocks

2 vs. Florida (2/24/13)

Minutes

27 at Missouri (2/9/14)

2014-15 SEASON HIGHS

Points

21 vs. USC Upstate (12/2)

Rebounds

12 vs. Mercer (12/14)

FG Made

8 - 2X, last vs. USC Upstate (12/2)

FG Att.

14 vs. USC Upstate (12/2)

3PT FG Made

2 - 4X, last vs. New Orleans (12/21)

3PT FG Att.

5 - 3X, last vs. New Orleans (12/21)

FT Made

5 vs. Arkansas-Pine Bluff (12/16)

FT Att.

6 vs. Arkansas-Pine Bluff (12/16)

Assists

3 vs. Nebraska (12/7)

Steals

4 vs. Arkansas-Pine Bluff (12/16)

Blocks

2 vs. Miss. Valley State (12/28)

Minutes

32 vs. Jacksonville State (11/18)

NOTES

• Registered seven points, seven rebounds and three steals against Florida A&M.

• Led the team with 10 rebounds in a career-high 32 minutes against Jacksonville State.

• Had the first double-double of her career with 20 points and 11 rebounds in the win at Kansas.

• Contributed 10 points, three rebounds and an assist in the win over Georgetown.

• Led the team with eight rebounds against Quinnipiac.

• Scored a career-high 21 points and added 10 rebounds to tally her second double-double in the win over USC Upstate.

• Added eight points, seven rebounds, three assists and a block in the Tide's victory vs. No. 12 Nebraska.

• Pulled down a season-high 12 rebounds against Mercer.

• Scored a game-high 15 points, in addition to nine rebounds, four steals and a block vs. Arkansas-Pine Bluff.

• Recorded the third double-double of her career with 16 points and 11 rebounds vs. New Orleans.

2014-15 GAME-BY-GAME STATS

OPPONENT	DATE	GS	MIN	FG	FGA	PCT	3FG	3FGA	PCT	FT	FTA	PCT	OFF	DEF	TOT	AVG	PF	A	TO	BLK	STL	PTS	AVG
Florida A&M	11/14	*	22	3	9	.333	0	1	.000	1	2	.500	5	2	7	7.0	3	0	4	0	3	7	7.0
Duke	11/16	*	22	1	9	.111	0	3	.000	0	0	.000	1	3	4	5.5	2	0	1	1	0	2	4.5
Jacksonville St.	11/18	*	32	2	6	.333	0	1	.000	0	2	.000	3	7	10	7.0	3	0	2	0	2	4	4.3
at Kansas	11/21	*	31	8	10	.800	2	3	.667	2	4	.500	2	9	11	8.0	3	1	4	0	1	20	8.3
vs. Georgetown	11/22	*	27	4	8	.500	1	1	1.000	1	2	.500	1	2	3	7.0	1	1	1	0	0	10	8.6
vs. Temple	11/23	*	29	0	7	.000	0	3	.000	2	2	1.000	2	3	5	6.7	1	2	1	0	0	2	7.5
Alabama A&M	11/26	*	22	2	3	.667	1	1	1.000	0	0	.000	1	5	6	6.6	0	2	0	1	1	5	7.1
vs. Quinnipiac	11/30	*	23	2	7	.286	1	4	.250	0	0	.000	1	7	8	6.8	3	1	2	0	2	5	6.9
USC Upstate	12/2	*	31	8	14	.571	2	5	.400	3	4	.750	4	6	10	7.1	0	0	2	0	0	21	8.4
UT Martin	12/4	*	27	2	7	.286	0	2	.000	4	4	1.000	2	3	5	6.9	1	1	1	1	1	8	8.4
Nebraska	12/7	*	27	3	3	1.000	0	0	.000	2	2	1.000	3	4	7	6.9	0	3	1	1	0	8	8.4
Mercer	12/14	*	22	2	5	.400	0	2	.000	0	0	.000	5	7	12	7.3	4	1	2	0	0	4	8.0
Ark.-Pine Bluff	12/16	*	17	4	9	.444	2	5	.400	5	6	.833	5	4	9	7.5	0	0	2	1	4	15	8.5
New Orleans	12/21	*	22	7	11	.636	2	5	.400	0	0	.000	6	5	11	7.7	0	0	2	0	1	16	9.1
Miss. Valley St.	12/28	*	17	0	3	.000	0	2	.000	0	0	.000	1	2	3	7.4	0	1	1	2	1	0	8.5
Kentucky	1/2	*	24	1	5	.200	1	4	.250	0	0	.000	1	2	3	7.1	1	1	0	0	0	3	8.1
at Georgia	1/4	*	18	1	2	.500	0	1	.000	0	0	.000	1	2	3	6.9	2	2	3	0	2	2	7.8
South Carolina	1/8	*	19	3	5	.600	0	2	.000	0	0	.000	1	5	6	6.8	0	0	0	0	2	6	7.7
at Ole Miss	1/11	*	13	1	5	.200	1	3	.333	0	0	.000	0	0	0	6.5	0	1	1	1	1	3	7.4
at Miss. State	1/18	*	19	0	4	.000	0	1	.000	4	4	1.000	0	0	0	6.2	2	0	0	0	0	4	7.3
Auburn	1/22	*	21	0	3	.000	0	1	.000	1	2	.500	1	2	3	6.0	2	1	1	0	2	1	7.0
Vanderbilt	1/25	*	15	1	5	.200	0	3	.000	0	0	.000	0	1	1	5.8	2	0	2	0	2	2	6.7
at South Carolina	1/29		17	2	3	.667	0	0	.000	0	0	.000	0	2	2	5.6	1	0	2	0	2	4	6.6
Arkansas	2/1		5	0	1	.000	0	0	.000	0	0	.000	0	1	1	5.4	0	0	2	1	0	0	6.3
at LSU	2/8	*	17	2	7	.286	1	4	.250	0	0	.000	3	4	7	5.5	4	0	1	0	1	5	6.3
Missouri	2/12	*	8	1	4	.250	1	4	.250	1	2	.500	1	3	4	5.4	1	0	0	0	0	4	6.2
at Texas A&M	2/16	*	9	0	0	.000	0	0	.000	0	0	.000	0	3	3	5.3	0	0	1	0	0	0	6.0
at Tennessee	2/19	*	8	0	3	.000	0	1	.000	1	2	.500	1	0	1	5.2	0	0	0	0	0	1	5.8
Mississippi State	2/22	*	13	0	2	.000	0	2	.000	0	0	.000	0	3	3	5.1	0	0	1	1	1	0	5.6
Florida	2/26	*	15	0	3	.000	0	2	.000	0	0	.000	0	2	2	5.0	0	0	1	0	1	0	5.4

CAREER STATS

Year	GP	GS	Min	Avg	FG	FGA	Pct	3FG	3FGA	Pct	FT	FTA	Pct	Off	Def	Tot	Avg	PF	FO	A	TO	Blk	Stl	Pts	Avg
2012-13	29	6	318	11.0	32	84	.381	0	0	.000	13	29	.448	34	55	89	3.1	40	0	6	18	6	19	77	2.7
2013-14	30	1	457	15.2	60	147	.408	0	0	.000	32	51	.627	58	78	136	4.5	55	0	18	50	2	13	152	5.1
2014-15	30	28	592	19.7	60	163	.368	15	66	.227	27	38	.711	51	99	150	5.0	36	0	18	41	10	30	162	5.4
TOTAL	89	35	1367	15.4	152	394	.386	15	66	.227	72	118	.610	143	232	375	4.2	131	0	42	109	18	62	391	4.4

18 ALABAMA BASKETBALL



5-3 • Senior

Guard

## SHARIN RIVERS

Huntsville, Ala. (Shelton State)

### CAREER HIGHS

Points	18 - 2X, last vs. Mississippi State (2/20/14)
Rebounds	6 - 2X, last at Georgia (1/4/15)
FG Made	5 vs. Mississippi State (2/20/14)
FG Att.	9 - 2X, last vs. Missouri (2/12/15)
3PT FG Made	4 - 2X, last vs. Mississippi State (2/20/14)
3PT FG Att.	8 at Missouri (2/9/14)
FT Made	7 vs. Georgia (1/26/14)
FT Att.	9 at Missouri (2/9/14)
Assists	6 at Vanderbilt (2/23/14)
Steals	5 vs. UT Martin (12/4/14)
Blocks	
Minutes	46 at Auburn (2/27/14)

### SEC HIGHS

Points	18 - 2X, last vs. Mississippi State (2/20/14)
Rebounds	6 - 2X, last at Georgia (1/4/15)
FG Made	5 vs. Mississippi State (2/20/14)
FG Att.	9 - 2X, last vs. Missouri (2/12/15)
3PT FG Made	4 - 2X, last vs. Mississippi State (2/20/14)
3PT FG Att.	8 at Missouri (2/9/14)
FT Made	7 vs. Georgia (1/26/14)
FT Att.	9 at Missouri (2/9/14)
Assists	6 at Vanderbilt (2/23/14)
Steals	4 - 2X, last vs. LSU (3/6/14)
Blocks	
Minutes	46 at Auburn (2/27/14)

### 2014-15 SEASON HIGHS

Points	12 vs. Missouri (2/12)
Rebounds	6 at Georgia (1/4)
FG Made	4 vs. Missouri (2/12)
FG Att.	9 vs. Missouri (2/12)
3PT FG Made	3 vs. Missouri (2/12)
3PT FG Att.	7 vs. Missouri (2/12)
FT Made	4 - 3X, last vs. USC Upstate (12/2)
FT Att.	5 vs. USC Upstate (12/2)
Assists	4 vs. Jacksonville State (11/18)
Steals	5 vs. UT Martin (12/4)
Blocks	
Minutes	37 vs. Miss. State (2/22)

## NOTES

- Tore her ACL at the end of the first half of the game against Florida on Feb. 26.
- Sidelined for the Mississippi State game on Jan. 18 with a concussion and played limited minutes against Auburn after just being cleared that day to play.
- Missed the Vanderbilt game after dislocating her finger in practice.
- Had two points, one assist and one steal in season opener against Florida A&M.
- Captured a rebound and steal in 13 minutes on the court against Duke.
- Came off the bench to provide the Tide with six points, two assists, two steals and a rebound in the win at Kansas.
- Scored four points and set a season-high with four rebounds against Temple.
- Recorded a career-high five steals vs. UT Martin.
- Scored a season-high seven points, while adding two rebounds and an assist vs. New Orleans.
- Matched her career best with six rebounds, in addition to five points and an assist at Georgia.
- Scored a season-high 12 points, including the go-ahead three-pointer with 7.8 seconds remaining against Missouri.

## 2014-15 GAME-BY-GAME STATS

OPPONENT	DATE	GS	MIN	FG	FGA	PCT	3FG	3FGA	PCT	FT	FTA	PCT	OFF	DEF	TOT	AVG	PF	A	TO	BLK	STL	PTS	AVG
Florida A&M	11/14	*	16	1	5	.200	0	3	.000	0	0	.000	0	0	0	0.0	1	1	1	0	1	2	2.0
Duke	11/16		13	0	3	.000	0	3	.000	0	1	.000	0	1	1	0.5	3	1	1	0	1	0	1.0
Jacksonville St.	11/18		31	1	5	.200	1	3	.333	1	2	.500	0	1	1	0.7	2	4	2	0	3	4	2.0
at Kansas	11/21		15	1	3	.333	1	1	1.000	3	4	.750	0	1	1	0.8	2	2	2	0	2	6	3.0
vs. Georgetown	11/22		14	1	3	.333	0	0	.000	4	4	1.000	0	1	1	0.8	0	3	0	0	1	6	3.6
vs. Temple	11/23		17	1	6	.167	1	5	.200	1	2	.500	3	1	4	1.3	2	2	2	0	2	4	3.7
Alabama A&M	11/26		17	1	5	.200	1	3	.333	0	0	.000	0	0	0	1.1	0	1	0	0	1	3	3.6
vs. Quinnipiac	11/30		26	0	4	.000	0	3	.000	4	4	1.000	0	3	3	1.4	3	2	1	0	0	4	3.6
USC Upstate	12/2		19	1	4	.250	0	1	.000	4	5	.800	1	2	3	1.6	1	0	3	0	1	6	3.9
UT Martin	12/4		18	0	3	.000	0	3	.000	0	0	.000	1	0	1	1.5	0	1	1	0	5	0	3.5
Nebraska	12/7		7	0	1	.000	0	1	.000	0	0	.000	0	0	0	1.4	1	1	1	0	1	0	3.2
Mercer	12/14		5	0	1	.000	0	1	.000	0	0	.000	0	1	1	1.3	2	1	1	0	0	0	2.9
Ark.-Pine Bluff	12/16		21	2	7	.286	1	4	.250	0	0	.000	0	1	1	1.3	0	2	1	0	1	5	3.1
New Orleans	12/21		15	2	2	1.000	1	1	1.000	2	4	.500	2	0	2	1.4	0	1	0	0	0	7	3.4
Miss. Valley St.	12/28		18	2	6	.333	1	5	.200	0	0	.000	2	0	2	1.4	1	1	1	0	0	5	3.5
Kentucky	1/2		5	0	0	.000	0	0	.000	0	0	.000	0	0	0	1.3	0	1	0	0	0	0	3.3
at Georgia	1/4		19	1	5	.200	1	4	.250	2	4	.500	2	4	6	1.6	3	1	1	0	0	5	3.4
South Carolina	1/8		14	2	6	.333	2	3	.667	0	0	.000	0	1	1	1.6	2	1	0	0	1	6	3.5
at Ole Miss	1/11		29	1	2	.500	0	1	.000	1	3	.333	1	4	5	1.7	3	2	3	0	3	3	3.5
at Miss. State	1/18		DNP																				
Auburn	1/22		4	0	2	.000	0	2	.000	0	0	.000	0	0	0	1.7	1	0	0	0	2	0	3.3
Vanderbilt	1/25		DNP																				
at South Carolina	1/29		7	0	0	.000	0	0	.000	0	0	.000	0	0	0	1.6	1	0	0	0	0	0	3.1
Arkansas	2/1		2	0	0	.000	0	0	.000	0	0	.000	0	1	1	1.5	0	0	1	0	0	0	3.0
at LSU	2/8	*	16	0	3	.000	0	3	.000	0	0	.000	0	0	0	1.5	0	0	1	0	0	0	2.9
Missouri	2/12	*	24	4	9	.444	3	7	.429	1	1	1.000	1	4	5	1.6	0	2	1	0	3	12	3.3
at Texas A&M	2/16	*	12	0	1	.000	0	0	.000	0	0	.000	0	2	2	1.6	0	1	1	0	0	0	3.1
at Tennessee	2/19	*	12	0	1	.000	0	0	.000	2	2	1.000	0	3	3	1.7	0	4	3	0	0	2	3.1
Mississippi State	2/22	*	37	3	8	.375	1	4	.250	2	2	1.000	0	1	1	1.7	4	3	3	0	2	9	3.3
Florida	2/26	*	12	1	3	.333	1	2	.500	2	2	1.000	1	0	1	1.6	0	2	1	0	1	5	3.4

## CAREER STATS

Year	GP	GS	Min	Avg	FG	FGA	Pct	3FG	3FGA	Pct	FT	FTA	Pct	Off	Def	Tot	Avg	PF	FO	A	TO	Blk	Stl	Pts	Avg
2013-14	30	13	677	22.6	40	114	.351	26	80	.325	29	43	.674	8	52	60	2.0	51	1	56	47	0	39	135	4.5
2014-15	28	7	445	15.9	25	98	.255	15	63	.238	29	40	.725	14	32	46	1.6	32	0	40	32	0	31	94	3.4
TOTAL	58	20	1122	19.3	65	212	.307	41	143	.287	58	83	.699	22	84	106	1.8	83	1	96	79	0	70	229	3.9



6-4 • Sophomore

Forward/  
Center

## OCEANA HAMILTON

Mississauga, Ontario (St. Edmund Campion)

### CAREER HIGHS

Points	11 - 2X, last vs. Miss. Valley State (12/28/14)
Rebounds	8 vs. Alabama A&M (11/25/13)
FG Made	5 vs. Alabama A&M (11/25/13)
FG Att.	8 vs. Alabama A&M (11/25/13)
3PT FG Made	1 - 3X, last vs. Temple (11/23/14)
3PT FG Att.	2 vs. Duke (11/16/14)
FT Made	3 vs. Miss. Valley State (12/28)
FT Att.	4 - 2X, last vs. New Orleans (12/21/14)
Assists	3 vs. Ole Miss (1/12/14)
Steals	1 - 9X, last vs. New Orleans (12/21/14)
Blocks	4 vs. Temple (11/23/14)
Minutes	20 - 2X, last vs. New Orleans (12/21/14)

### SEC HIGHS

Points	4 vs. Tennessee (2/2/14)
Rebounds	3 - 3X, last vs. LSU (3/2/14)
FG Made	2 vs. Tennessee (2/2/14)
FG Att.	4 - 3X, last at Arkansas (2/13/14)
3PT FG Made	
3PT FG Att.	1 vs. South Carolina (1/8/15)
FT Made	2 vs. South Carolina (1/8/15)
FT Att.	2 - 6X, last vs. South Carolina (1/8/15)
Assists	3 vs. Ole Miss (1/12/14)
Steals	1 - 5X, last at Vanderbilt (2/23/14)
Blocks	2 - 2X, last at Georgia (1/4/15)
Minutes	16 at Arkansas (2/13/14)

### 2014-15 SEASON HIGHS

Points	11 vs. Miss. Valley State (12/28)
Rebounds	6 - 3X, last vs. Miss. Valley State (12/28)
FG Made	4 vs. Miss. Valley State (12/28)
FG Att.	7 vs. Arkansas-Pine Bluff (12/16)
3PT FG Made	1 - 3X, last vs. Temple (11/23)
3PT FG Att.	3 vs. Temple (11/23)
FT Made	3 vs. Miss. Valley State (12/28)
FT Att.	4 vs. New Orleans (12/21)
Assists	2 vs. Miss. Valley State (12/28)
Steals	1 - 2X, last vs. New Orleans (12/21)
Blocks	4 vs. Temple (11/23)
Minutes	20 vs. New Orleans (12/21)

### NOTES

- Played five minutes in season opener vs. Florida A&M where she finished with one rebound and one block.
- Scored four points and had two blocks against Duke.
- Contributed two points, one rebound and a block in the win at Kansas.
- Played 10 quality minutes off the bench for the Tide, adding five points, five rebounds and a block against Georgetown.
- Played 16 minutes, scoring seven points on three field-goals while setting a season-high with four blocks in the win over Temple.
- Recorded six rebounds and four points in nine minutes vs. Alabama A&M.
- Had six rebounds, five points and three blocks vs. Arkansas-Pine Bluff.
- Contributed a career-high tying 11 points in addition to six rebounds, two assists and two blocks vs. Mississippi Valley State.

### 2014-15 GAME-BY-GAME STATS

OPPONENT	DATE	GS	MIN	FG	FGA	PCT	3FG	FGA	PCT	FT	FTA	PCT	OFF	DEF	TOT	AVG	PF	A	TO	BLK	STL	PTS	AVG
Florida A&M	11/14	5	0	0	.000	0	0	.000	0	0	.000	1	0	1	1.0	0	0	0	1	0	0	0.0	
Duke	11/16	13	1	3	.333	1	2	.500	1	2	.500	0	4	4	2.5	3	0	0	2	0	4	2.0	
Jacksonville St.	11/18	6	0	0	.000	0	0	.000	0	0	.000	0	2	2	2.3	1	1	0	0	0	0	1.3	
at Kansas	11/21	5	1	1	1.000	0	0	.000	0	0	.000	1	0	1	2.0	0	0	0	1	0	2	1.5	
vs. Georgetown	11/22	10	2	2	1.000	1	1	1.000	0	0	.000	2	3	5	2.6	2	0	3	1	0	5	2.2	
vs. Temple	11/23	16	3	6	.500	1	3	.333	0	2	.000	1	3	4	2.8	1	0	1	4	1	7	3.0	
Alabama A&M	11/26	9	2	2	1.000	0	0	.000	0	0	.000	2	4	6	3.3	1	0	4	0	0	4	3.1	
vs. Quinnipiac	11/30	9	1	1	1.000	0	0	.000	0	0	.000	0	1	1	3.0	2	0	0	2	0	2	3.0	
USC Upstate	12/2	DNP																					
UT Martin	12/4	DNP																					
Nebraska	12/7	9	0	0	.000	0	0	.000	2	2	1.000	1	0	1	2.8	1	0	2	0	0	2	2.9	
Mercer	12/14	7	1	2	.500	0	0	.000	0	0	.000	1	0	1	2.6	0	0	1	0	0	2	2.8	
Ark.-Pine Bluff	12/16	17	2	7	.286	0	0	.000	1	2	.500	3	3	6	2.9	1	0	1	3	0	5	3.0	
New Orleans	12/21	20	1	2	.500	0	0	.000	2	4	.500	1	2	3	2.9	1	1	2	1	1	4	3.1	
Miss. Valley St.	12/28	17	4	6	.667	0	0	.000	3	3	1.000	1	5	6	3.2	1	2	2	2	0	11	3.7	
Kentucky	1/2	5	0	2	.000	0	0	.000	0	0	.000	0	0	0	2.9	0	0	0	0	0	0	3.4	
at Georgia	1/4	5	0	0	.000	0	0	.000	0	0	.000	0	1	1	2.8	1	0	2	2	0	0	3.2	
South Carolina	1/8	10	0	2	.000	0	1	.000	2	2	1.000	1	1	2	2.8	1	0	0	0	0	2	3.1	
at Ole Miss	1/11	DNP																					
at Miss. State	1/18	DNP																					
Auburn	1/22	DNP																					
Vanderbilt	1/25	2	0	0	.000	0	0	.000	0	0	.000	1	0	1	2.6	0	0	0	0	0	0	2.9	
at South Carolina	1/29	7	0	1	.000	0	0	.000	0	0	.000	0	0	0	2.5	1	0	0	0	0	0	2.8	
Arkansas	2/1	DNP																					
at LSU	2/8	DNP																					
Missouri	2/12	DNP																					
at Texas A&M	2/16	DNP																					
at Tennessee	2/19	DNP																					
Mississippi State	2/22	DNP																					
Florida	2/26	DNP																					

### CAREER STATS

Year	GP	GS	Min	Avg	FG	FGA	Pct	3FG	3FGA	Pct	FT	FTA	Pct	Off	Def	Tot	Avg	PF	FO	A	TO	Blk	Stl	Pts	Avg
2013-14	28	0	241	8.6	19	60	.317	0	0	.000	6	25	.240	22	26	48	1.7	24	0	3	26	19	7	44	1.6
2014-15	18	0	172	9.6	18	37	.486	3	7	.429	11	17	.647	16	29	45	2.5	17	0	4	18	19	2	50	2.8
TOTAL	46	0	413	9.0	37	97	.381	3	7	.429	17	42	.405	38	55	93	2.0	41	0	7	44	38	9	94	2.0



6-3 • Freshman Forward

## DIAMANTÉ MARTINEZ

New Orleans, La. (Edna Karr HS)

### CAREER HIGHS

Points	2 vs. South Carolina (1/8/15)
Rebounds	8 vs. Florida A&M (11/14/14)
FG Made	1 vs. South Carolina (1/8/15)
FG Att.	3 vs. Florida A&M (11/14/14)
3PT FG Made	
3PT FG Att.	
FT Made	1 - 2X, last vs. Miss. Valley State (12/28/14)
FT Att.	2 - 2X, last vs. Miss. Valley State (12/28/14)
Assists	
Steals	
Blocks	3 vs. Arkansas-Pine Bluff (12/16/14)
Minutes	17 vs. Florida A&M (11/14/14)

### SEC HIGHS

Points	2 vs. South Carolina (1/8/15)
Rebounds	3 vs. South Carolina (1/8/15)
FG Made	1 vs. South Carolina (1/8/15)
FG Att.	2 vs. South Carolina (1/8/15)
3PT FG Made	
3PT FG Att.	
FT Made	
FT Att.	
Assists	
Steals	
Blocks	
Minutes	7 vs. South Carolina (1/8/15)

### 2014-15 SEASON HIGHS

Points	2 vs. South Carolina (1/8)
Rebounds	8 vs. Florida A&M (11/14)
FG Made	1 vs. South Carolina (1/8)
FG Att.	3 vs. Florida A&M (11/14)
3PT FG Made	
3PT FG Att.	
FT Made	1 - 2X, last vs. Miss. Valley State (12/28)
FT Att.	2 - 2X, last vs. Miss. Valley State (12/28)
Assists	
Steals	
Blocks	3 vs. Arkansas-Pine Bluff (12/16)
Minutes	17 vs. Florida A&M (11/14)

### NOTES

- Had eight rebounds, two blocks and one point in season opener vs. Florida A&M.
- Logged 14 minutes off the bench against Duke.
- Recorded four rebounds and three blocks against Arkansas-Pine Bluff.
- Scored the first basket of her Alabama career against South Carolina where she finished with two points and three rebounds in seven minutes off the bench.

### 2014-15 GAME-BY-GAME STATS

OPPONENT	DATE	GS	MIN	FG	FGA	PCT	3FG	FGB	PCT	FT	FTA	PCT	OFF	DEF	TOT	AVG	PF	A	TO	BLK	STL	PTS	AVG
Florida A&M	11/14	17	0	3	.000	0	0	.000	1	2	.500	5	3	8	8.0	0	0	0	2	0	1	1.0	
Duke	11/16	14	0	0	.000	0	0	.000	0	0	.000	1	0	1	4.5	5	0	1	0	0	0	0.5	
Jacksonville St.	11/18	4	0	0	.000	0	0	.000	0	0	.000	0	1	1	3.3	0	0	1	0	0	0	0.3	
at Kansas	11/21	DNP																					
vs. Georgetown	11/22	2	0	0	.000	0	0	.000	0	0	.000	0	0	0	2.5	1	0	0	0	0	0	0.3	
vs. Temple	11/23	DNP																					
Alabama A&M	11/26	4	0	0	.000	0	0	.000	0	1	.000	0	1	1	2.2	1	0	0	1	0	0	0.2	
vs. Quinnipiac	11/30	DNP																					
USC Upstate	12/2	18	3	6	.500	2	5	.400	0	0	.000	0	8	8	3.7	1	1	2	0	0	8	3.2	
UT Martin	12/4	DNP																					
Nebraska	12/7	DNP																					
Mercer	12/14	DNP																					
Ark.-Pine Bluff	12/16	13	0	0	.000	0	0	.000	0	0	.000	2	2	4	2.1	4	0	3	3	0	0	0.1	
New Orleans	12/21	5	0	0	.000	0	0	.000	0	0	.000	0	1	1	2.0	0	0	0	0	0	0	0.1	
Miss. Valley St.	12/28	4	0	1	.000	0	0	.000	1	2	.500	0	2	2	2.0	0	0	1	0	0	1	0.2	
Kentucky	1/2	DNP																					
Georgia	1/4	DNP																					
South Carolina	1/8	7	1	2	.500	0	0	.000	0	0	.000	2	1	3	2.1	2	0	0	0	0	2	0.4	
at Ole Miss	1/11	1	0	0	.000	0	0	.000	0	0	.000	0	0	0	1.9	0	0	1	0	0	0	0.4	
at Miss. State	1/18	DNP																					
Auburn	1/22	DNP																					
Vanderbilt	1/25	DNP																					
at South Carolina	1/29	DNP																					
Arkansas	2/1	DNP																					
at LSU	2/8	DNP																					
Missouri	2/12	DNP																					
at Texas A&M	2/16	DNP																					
at Tennessee	2/19	DNP																					
Mississippi State	2/22	DNP																					
Florida	2/26	DNP																					

### CAREER STATS

Year	GP	GS	Min	Avg	FG	FGB	Pct	3FG	3FGB	Pct	FT	FTA	Pct	Off	Def	Tot	Avg	PF	FO	A	TO	Blk	Stl	Pts	Avg
2014-15	11	0	71	6.5	1	6	.167	0	0	.000	2	5	.400	10	11	21	1.9	13	1	0	7	6	0	4	0.4

## 2014-15 COMBINED STATISTICS (OVERALL)

RECORD:	OVERALL	HOME	AWAY	NEUTRAL
ALL GAMES	13-17	10-9	1-7	2-1
CONFERENCE	2-13	2-6	0-7	0-0
NON-CONFERENCE	11-4	8-3	1-0	2-1

#	Player	gp-gs	min	avg	Total		3-Point		F-Throw		Rebounds										pts	avg			
					fg-fga	fg%	3fg-fga	3fg%	ft-fga	ft%	off	def	tot	avg	pf	dq	a	to	blk	stl					
20	Williams, Ashley	29-29	869	30.0	146-272	.537	0-0	.000	97-187	.519	68	112	180	6.2	64	1	15	105	7	33	389	13.4			
11	Cook, Hannah	30-23	749	25.0	84-266	.316	45-158	.285	39-65	.600	14	79	93	3.1	69	1	39	55	5	35	252	8.4			
15	Knight, Meoshonti	30-3	591	19.7	70-177	.395	10-32	.313	77-117	.658	21	55	76	2.5	39	0	32	61	4	42	227	7.6			
22	Middlebrook, Karyla	30-30	866	28.9	65-205	.317	19-61	.311	66-90	.733	24	57	81	2.7	74	3	97	102	0	30	215	7.2			
25	Hutchen, Briana	30-28	592	19.7	60-163	.368	15-66	.227	27-38	.711	51	99	150	5.0	36	0	18	41	10	30	162	5.4			
13	Hegstetter, Nikki	30-30	831	27.7	58-161	.360	8-36	.222	33-51	.647	68	89	157	5.2	79	4	36	59	25	22	157	5.2			
01	Bolton, Quanetria	27-0	392	14.5	48-133	.361	8-50	.160	26-39	.667	31	69	100	3.7	60	2	15	25	23	11	130	4.8			
05	Hayden, Breanna	16-0	320	20.0	25-82	.305	1-17	.059	25-37	.676	14	36	50	3.1	25	0	29	35	1	22	76	4.8			
33	Rivers, Sharin	28-7	445	15.9	25-98	.255	15-63	.238	29-40	.725	14	32	46	1.6	32	0	40	32	0	31	94	3.4			
34	Hamilton, Oceana	18-0	172	9.6	18-37	.486	3-7	.429	11-17	.647	16	29	45	2.5	17	0	4	18	19	2	50	2.8			
03	Carter, Khadijah	19-0	103	5.4	9-32	.281	2-19	.105	4-9	.444	4	15	19	1.0	5	0	0	11	2	7	24	1.3			
35	Martinez, Diamante	11-0	71	6.5	1-6	.167	0-0	.000	2-5	.400	10	11	21	1.9	13	1	0	7	6	0	4	0.4			
Team											53	76	129	7											
Total.....		30	6001		609-1632	.373	126-509	.248	436-695	.627	388	759	1147	38.2	513	12	325	558	102	265	1780	59.3			
Opponents.....		30	6001		681-1702	.400	142-436	.326	344-482	.714	344	770	1114	37.1	634	18	367	562	112	250	1848	61.6			

TEAM STATISTICS	UA	OPP
SCORING	1780	1848
Points per game	59.3	61.6
Scoring margin	-2.3	-
FIELD GOALS-ATT	609-1632	681-1702
Field goal pct	.373	.400
3 POINT FG-ATT	126-509	142-436
3-point FG pct	.248	.326
3-pt FG made per game	4.2	4.7
FREE THROWS-ATT	436-695	344-482
Free throw pct	.627	.714
F-Throws made per game	14.5	11.5
REBOUNDS	1147	1114
Rebounds per game	38.2	37.1
Rebounding margin	+1.1	-
ASSISTS	325	367
Assists per game	10.8	12.2
TURNOVERS	558	562
Turnovers per game	18.6	18.7
Turnover margin	+0.1	-
Assist/turnover ratio	0.6	0.7
STEALS	265	250
Steals per game	8.8	8.3
BLOCKS	102	112
Blocks per game	3.4	3.7
ATTENDANCE	48444	46190
Home games-Avg/Game	19-2550	8-5035
Neutral site-Avg/Game	-	3-1970

Score by Periods	1st	2nd	Totals
Alabama	827	953	1780
Opponents	880	968	1848

Date	Opponent		Score	Att.
11/14/14	FLORIDA A&M	W	60-44	2309
11/16/14	DUKE	L	40-90	2765
11/18/14	JACKSONVILLE STATE	L	62-64	2244
# 11/21/14	at Kansas	W	85-80	1846
# 11/22/14	vs Georgetown	W	72-58	1719
# 11/23/14	vs Temple	W	58-51	1885
11/26/14	ALABAMA A&M	W	75-44	2541
^ 11/30/14	vs Quinnipiac	L	66-73	2307
12/02/14	USC UPSTATE	W	74-65	2243
12/04/14	UT MARTIN	W	68-55	2194
12/07/14	NEBRASKA	W	53-51	2562
12/14/14	MERCER	L	39-46	2246
12/16/14	ARKANSAS-PINE BLUFF	W	71-27	4242
12/21/14	NEW ORLEANS	W	87-58	2365
12/28/14	MISSISSIPPI VALLEY S	W	71-40	2273
* 01/02/15	KENTUCKY	L	66-78	2654
* 01/04/15	at Georgia	L	47-64	3419
* 01/08/15	SOUTH CAROLINA	L	59-102	2454
* 1/11/15	at Ole Miss	L	63-77	970
* 01-18-15	at Mississippi State	L	50-66	4557
* 01/22/15	AUBURN	W	51-50	2506
* 01/25/15	VANDERBILT	L	52-55	2628
* 01/29/15	at South Carolina	L	54-85	11927
* 02/01/15	ARKANSAS	L	42-53	2591
* 02/08/15	at LSU	L	39-51	3416
* 02/12/15	MISSOURI	W	67-64	2180
* 02/16/15	at Texas A&M	L	49-70	4507
* 02/19/15	at Tennessee	L	56-77	9637
* 02/22/15	MISSISSIPPI STATE	L	55-57	3133
* 02/26/15	FLORIDA	L	49-53	2314

# = Hall of Fame Women's Challenge (Lawrence, Kan.)

^ = Hall of Fame Women's Challenge (Uncasville, Conn.)

\* = Southeastern Conference game

## 2014-15 COMBINED STATISTICS (SOUTHEASTERN CONFERENCE)

RECORD:	OVERALL	HOME	AWAY	NEUTRAL
ALL GAMES	2-13	2-6	0-7	0-0
CONFERENCE	2-13	2-6	0-7	0-0
NON-CONFERENCE	0-0	0-0	0-0	0-0

#	Player	gp-gs	min	avg	Total		3-Point		F-Throw		Rebounds												
					fg-fga	fg%	3fg-fga	3fg%	ft-fa	ft%	off	def	tot	avg	pf	dq	a	to	blk	stl	pts	avg	
20	Williams, Ashley	14-14	451	32.2	63-124	.508	0-0	.000	45-81	.556	26	59	85	6.1	31	1	7	48	4	19	171	12.2	
22	Middlebrook, Karyla	15-15	444	29.6	36-107	.336	10-35	.286	40-52	.769	11	25	36	2.4	34	2	35	57	0	13	122	8.1	
15	Knight, Meoshonti	15-3	330	22.0	34-85	.400	5-16	.313	40-56	.714	7	27	34	2.3	16	0	14	30	3	21	113	7.5	
11	Cook, Hannah	15-9	352	23.5	31-115	.270	19-77	.247	12-19	.632	6	32	38	2.5	37	1	14	27	3	15	93	6.2	
01	Bolton, Quanetria	15-0	244	16.3	30-72	.417	5-26	.192	15-19	.789	12	25	37	2.5	39	1	11	15	13	8	80	5.3	
13	Hegstetter, Nikki	15-15	424	28.3	30-91	.330	5-24	.208	8-16	.500	31	44	75	5.0	42	0	17	34	15	10	73	4.9	
05	Hayden, Breanna	12-0	238	19.8	20-56	.357	1-9	.111	10-16	.625	8	25	33	2.8	19	0	22	28	1	12	51	4.3	
33	Rivers, Sharin	13-6	193	14.8	12-40	.300	8-26	.308	10-14	.714	5	20	25	1.9	14	0	17	15	0	12	42	3.2	
25	Hutchen, Briana	15-13	221	14.7	12-52	.231	4-28	.143	7-10	.700	9	30	39	2.6	15	0	5	15	3	14	35	2.3	
03	Carter, Khadijah	11-0	66	6.0	5-17	.294	2-11	.182	3-6	.500	2	10	12	1.1	3	0	0	7	2	4	15	1.4	
35	Martinez, Diamante	2-0	8	4.0	1-2	.500	0-0	.000	0-0	.000	2	1	3	1.5	2	0	0	1	0	0	2	1.0	
34	Hamilton, Oceana	5-0	29	5.8	0-5	.000	0-1	.000	2-2	1.000	2	2	4	0.8	3	0	0	2	2	0	2	0.4	
Team											25	32	57	3									
Total.....		15	3000	274-766		.358	59-253	.233	192-291	.660	146	332	478	31.9	255	5	142	282	46	128	799	53.3	
Opponents.....		15	3000	370-838		.442	72-202	.356	190-256	.742	174	394	568	37.9	291	6	211	262	55	127	1002	66.8	

TEAM STATISTICS	UA	OPP
SCORING	799	1002
Points per game	53.3	66.8
Scoring margin	-13.5	-
FIELD GOALS-ATT	274-766	370-838
Field goal pct	.358	.442
3 POINT FG-ATT	59-253	72-202
3-point FG pct	.233	.356
3-pt FG made per game	3.9	4.8
FREE THROWS-ATT	192-291	190-256
Free throw pct	.660	.742
F-Throws made per game	12.8	12.7
REBOUNDS	478	568
Rebounds per game	31.9	37.9
Rebounding margin	-6.0	-
ASSISTS	142	211
Assists per game	9.5	14.1
TURNOVERS	282	262
Turnovers per game	18.8	17.5
Turnover margin	-1.3	-
Assist/turnover ratio	0.5	0.8
STEALS	128	127
Steals per game	8.5	8.5
BLOCKS	46	55
Blocks per game	3.1	3.7
ATTENDANCE	20460	38433
Home games-Avg/Game	8-2558	7-5490
Neutral site-Avg/Game	-	0-0

Date	Opponent		Score	Att.
* 01/02/15	KENTUCKY	L	66-78	2654
* 01/04/15	at Georgia	L	47-64	3419
* 01/08/15	SOUTH CAROLINA	L	59-102	2454
* 1/11/15	at Ole Miss	L	63-77	970
* 01-18-15	at Mississippi State	L	50-66	4557
* 01/22/15	AUBURN	w	51-50	2506
* 01/25/15	VANDERBILT	L	52-55	2628
* 01/29/15	at South Carolina	L	54-85	11927
* 02/01/15	ARKANSAS	L	42-53	2591
* 02/08/15	at LSU	L	39-51	3416
* 02/12/15	MISSOURI	w	67-64	2180
* 02/16/15	at Texas A&M	L	49-70	4507
* 02/19/15	at Tennessee	L	56-77	9637
* 02/22/15	MISSISSIPPI STATE	L	55-57	3133
* 02/26/15	FLORIDA	L	49-53	2314

# = Hall of Fame Women's Challenge (Lawrence, Kan.)

^ = Hall of Fame Women's Challenge (Uncasville, Conn.)

\* = Southeastern Conference game

Score by Periods	1st	2nd	Totals
Alabama	367	432	799
Opponents	476	526	1002

## 2014-15 COMBINED STATISTICS (NON-CONFERENCE)

RECORD:	OVERALL	HOME	AWAY	NEUTRAL
ALL GAMES	11-4	8-3	1-0	2-1
CONFERENCE	0-0	0-0	0-0	0-0
NON-CONFERENCE	11-4	8-3	1-0	2-1

##	Player	gp-gs	min	avg	Total		3-Point		F-Throw		Rebounds				pf	dq	a	to	blk	stl	pts	avg
					fg-fga	fg%	3fg-fga	3fg%	ft-fa	ft%	off	def	tot	avg								
20	Williams, Ashley	15-15	418	27.9	83-148	.561	0-0	.000	52-106	.491	42	53	95	6.3	33	0	8	57	3	14	218	14.5
11	Cook, Hannah	15-14	397	26.5	53-151	.351	26-81	.321	27-46	.587	8	47	55	3.7	32	0	25	28	2	20	159	10.6
25	Hutchen, Briana	15-15	371	24.7	48-111	.432	11-38	.289	20-28	.714	42	69	111	7.4	21	0	13	26	7	16	127	8.5
15	Knight, Meoshonti	15-0	261	17.4	36-92	.391	5-16	.313	37-61	.607	14	28	42	2.8	23	0	18	31	1	21	114	7.6
05	Hayden, Breanna	4-0	82	20.5	5-26	.192	0-8	.000	15-21	.714	6	11	17	4.3	6	0	7	7	0	10	25	6.3
22	Middlebrook, Karyla	15-15	422	28.1	29-98	.296	9-26	.346	26-38	.684	13	32	45	3.0	40	1	62	45	0	17	93	6.2
13	Hegstetter, Nikki	15-15	407	27.1	28-70	.400	3-12	.250	25-35	.714	37	45	82	5.5	37	4	19	25	10	12	84	5.6
01	Bolton, Quanetria	12-0	148	12.3	18-61	.295	3-24	.125	11-20	.550	19	44	63	5.3	21	1	4	10	10	3	50	4.2
34	Hamilton, Oceana	13-0	143	11.0	18-32	.563	3-6	.500	9-15	.600	14	27	41	3.2	14	0	4	16	17	2	48	3.7
33	Rivers, Sharin	15-1	252	16.8	13-58	.224	7-37	.189	19-26	.731	9	12	21	1.4	18	0	23	17	0	19	52	3.5
03	Carter, Khadijah	8-0	37	4.6	4-15	.267	0-8	.000	1-3	.333	2	5	7	0.9	2	0	0	4	0	3	9	1.1
35	Martinez, Diamante	9-0	63	7.0	0-4	.000	0-0	.000	2-5	.400	8	10	18	2.0	11	1	0	6	6	0	2	0.2
Team											28	44	72					4				
Total.....		15	3001		335-866	.387	67-256	.262	244-404	.604	242	427	669	44.6	258	7	183	276	56	137	981	65.4
Opponents.....		15	3001		311-864	.360	70-234	.299	154-226	.681	170	376	546	36.4	343	12	156	300	57	123	846	56.4

TEAM STATISTICS	UA	OPP
SCORING	981	846
Points per game	65.4	56.4
Scoring margin	+9.0	-
FIELD GOALS-ATT	335-866	311-864
Field goal pct	.387	.360
3 POINT FG-ATT	67-256	70-234
3-point FG pct	.262	.299
3-pt FG made per game	4.5	4.7
FREE THROWS-ATT	244-404	154-226
Free throw pct	.604	.681
F-Throws made per game	16.3	10.3
REBOUNDS	669	546
Rebounds per game	44.6	36.4
Rebounding margin	+8.2	-
ASSISTS	183	156
Assists per game	12.2	10.4
TURNOVERS	276	300
Turnovers per game	18.4	20.0
Turnover margin	+1.6	-
Assist/turnover ratio	0.7	0.5
STEALS	137	123
Steals per game	9.1	8.2
BLOCKS	56	57
Blocks per game	3.7	3.8
ATTENDANCE	27984	7757
Home games-Avg/Game	11-2544	1-1846
Neutral site-Avg/Game	-	3-1970

Date	Opponent		Score	Att.
11/14/14	FLORIDA A&M	w	60-44	2309
11/16/14	DUKE	L	40-90	2765
11/18/14	JACKSONVILLE STATE	L	62-64	2244
# 11/21/14	at Kansas	w	85-80	1846
# 11/22/14	vs Georgetown	w	72-58	1719
# 11/23/14	vs Temple	w	58-51	1885
11/26/14	ALABAMA A&M	w	75-44	2541
^ 11/30/14	vs Quinnipiac	L	66-73	2307
12/02/14	USC UPSTATE	w	74-65	2243
12/04/14	UT MARTIN	w	68-55	2194
12/07/14	NEBRASKA	w	53-51	2562
12/14/14	MERCER	L	39-46	2246
12/16/14	ARKANSAS-PINE BLUFF	w	71-27	4242
12/21/14	NEW ORLEANS	w	87-58	2365
12/28/14	MISSISSIPPI VALLEY S	w	71-40	2273

# = Hall of Fame Women's Challenge (Lawrence, Kan.)

^ = Hall of Fame Women's Challenge (Uncasville, Conn.)

\* = Southeastern Conference game

Score by Periods	1st	2nd	Totals
Alabama	460	521	981
Opponents	404	442	846

## 2014-15 COMBINED STATISTICS (HOME GAMES)

RECORD:	OVERALL	HOME	AWAY	NEUTRAL
ALL GAMES	10-9	10-9	0-0	0-0
CONFERENCE	2-6	2-6	0-0	0-0
NON-CONFERENCE	8-3	8-3	0-0	0-0

#	Player	gp-gs	min	avg	Total		3-Point		F-Throw		Rebounds				pf	dq	a	to	blk	stl	pts	avg
					fg-fga	fg%	3fg-fga	3fg%	ft-fa	ft%	off	def	tot	avg								
20	Williams, Ashley	19-19	558	29.4	90-168	.536	0-0	.000	61-122	.500	45	70	115	6.1	35	0	11	72	5	22	241	12.7
11	Cook, Hannah	19-15	473	24.9	57-174	.328	29-102	.284	28-44	.636	12	45	57	3.0	44	1	26	36	3	29	171	9.0
22	Middlebrook, Karyla	19-19	558	29.4	46-134	.343	14-44	.318	45-58	.776	18	39	57	3.0	46	2	64	65	0	19	151	7.9
15	Knight, Meoshonti	19-1	345	18.2	41-106	.387	6-20	.300	34-63	.540	19	28	47	2.5	25	0	20	36	2	25	122	6.4
13	Hegstetter, Nikki	19-19	517	27.2	38-104	.365	5-22	.227	31-46	.674	53	56	109	5.7	46	3	21	33	21	13	112	5.9
25	Hutchen, Briana	19-18	381	20.1	40-107	.374	9-45	.200	17-24	.708	40	67	107	5.6	19	0	10	25	9	21	106	5.6
01	Bolton, Quanetria	16-0	236	14.8	27-83	.325	6-34	.176	14-22	.636	21	51	72	4.5	38	2	10	18	16	8	74	4.6
05	Hayden, Breanna	11-0	193	17.5	12-49	.245	1-13	.077	19-28	.679	9	24	33	3.0	18	0	16	17	1	13	44	4.0
33	Rivers, Sharin	18-4	278	15.4	20-70	.286	12-46	.261	12-17	.706	8	13	21	1.2	18	0	23	18	0	23	64	3.6
34	Hamilton, Oceana	12-0	120	10.0	11-26	.423	1-3	.333	11-15	.733	12	21	33	2.8	10	0	4	12	9	1	34	2.8
03	Carter, Khadijah	13-0	73	5.6	7-25	.280	2-15	.133	2-5	.400	4	9	13	1.0	3	0	0	9	1	5	18	1.4
35	Martinez, Diamante	9-0	68	7.6	1-6	.167	0-0	.000	2-5	.400	10	11	21	2.3	12	1	0	6	6	0	4	0.4
Team											25	54	79				2					
Total.....		19	3800		390-1052	.371	85-344	.247	276-449	.615	276	488	764	40.2	314	9	205	349	73	179	1141	60.1
Opponents.....		19	3800		403-1051	.383	92-277	.332	198-284	.697	219	482	701	36.9	406	12	192	379	64	157	1096	57.7

TEAM STATISTICS	UA	OPP
SCORING	1141	1096
Points per game	60.1	57.7
Scoring margin	+2.4	-
FIELD GOALS-ATT	390-1052	403-1051
Field goal pct	.371	.383
3 POINT FG-ATT	85-344	92-277
3-point FG pct	.247	.332
3-pt FG made per game	4.5	4.8
FREE THROWS-ATT	276-449	198-284
Free throw pct	.615	.697
F-Throws made per game	14.5	10.4
REBOUNDS	764	701
Rebounds per game	40.2	36.9
Rebounding margin	+3.3	-
ASSISTS	205	192
Assists per game	10.8	10.1
TURNOVERS	349	379
Turnovers per game	18.4	19.9
Turnover margin	+1.6	-
Assist/turnover ratio	0.6	0.5
STEALS	179	157
Steals per game	9.4	8.3
BLOCKS	73	64
Blocks per game	3.8	3.4
ATTENDANCE	48444	0
Home games-Avg/Game	19-2550	0-0
Neutral site-Avg/Game	-	0-0

Date	Opponent		Score	Att.
11/14/14	FLORIDA A&M	W	60-44	2309
11/16/14	DUKE	L	40-90	2765
11/18/14	JACKSONVILLE STATE	L	62-64	2244
11/26/14	ALABAMA A&M	W	75-44	2541
12/02/14	USC UPSTATE	W	74-65	2243
12/04/14	UT MARTIN	W	68-55	2194
12/07/14	NEBRASKA	W	53-51	2562
12/14/14	MERCER	L	39-46	2246
12/16/14	ARKANSAS-PINE BLUFF	W	71-27	4242
12/21/14	NEW ORLEANS	W	87-58	2365
12/28/14	MISSISSIPPI VALLEY S	W	71-40	2273
* 01/02/15	KENTUCKY	L	66-78	2654
* 01/08/15	SOUTH CAROLINA	L	59-102	2454
* 01/22/15	AUBURN	W	51-50	2506
* 01/25/15	VANDERBILT	L	52-55	2628
* 02/01/15	ARKANSAS	L	42-53	2591
* 02/12/15	MISSOURI	W	67-64	2180
* 02/22/15	MISSISSIPPI STATE	L	55-57	3133
* 02/26/15	FLORIDA	L	49-53	2314

# = Hall of Fame Women's Challenge (Lawrence, Kan.)

^ = Hall of Fame Women's Challenge (Uncasville, Conn.)

\* = Southeastern Conference game

Score by Periods	1st	2nd	Totals
Alabama	542	599	1141
Opponents	512	584	1096

## 2014-15 COMBINED STATISTICS (AWAY GAMES)

RECORD:	OVERALL	HOME	AWAY	NEUTRAL
ALL GAMES	1-7	0-0	1-7	0-0
CONFERENCE	0-7	0-0	0-7	0-0
NON-CONFERENCE	1-0	0-0	1-0	0-0

#	Player	gp-gs	min	avg	Total		3-Point		F-Throw		Rebounds										pts	avg
					fg-fga	fg%	3fg-fga	3fg%	ft-fa	ft%	off	def	tot	avg	pf	dq	a	to	blk	stl		
20	Williams, Ashley	7-7	227	32.4	38-72	.528	0-0	.000	25-44	.568	15	29	44	6.3	18	1	3	22	2	9	101	14.4
15	Knight, Meoshonti	8-2	185	23.1	22-49	.449	2-8	.250	28-37	.757	1	22	23	2.9	10	0	7	21	2	14	74	9.3
05	Hayden, Breanna	5-0	127	25.4	13-33	.394	0-4	.000	6-9	.667	5	12	17	3.4	7	0	13	18	0	9	32	6.4
11	Cook, Hannah	8-5	201	25.1	17-68	.250	12-44	.273	5-8	.625	1	20	21	2.6	19	0	8	14	1	5	51	6.4
01	Bolton, Quanetria	8-0	135	16.9	18-39	.462	2-12	.167	12-15	.800	7	12	19	2.4	19	0	5	6	6	3	50	6.3
22	Middlebrook, Karyla	8-8	212	26.5	13-46	.283	4-13	.308	11-18	.611	4	10	14	1.8	21	1	19	30	0	7	41	5.1
25	Hutchen, Briana	8-7	132	16.5	14-34	.412	4-13	.308	7-10	.700	7	20	27	3.4	12	0	4	12	1	7	39	4.9
13	Hegstetter, Nikki	8-8	225	28.1	14-44	.318	3-13	.231	2-5	.400	10	21	31	3.9	27	1	11	19	4	5	33	4.1
33	Rivers, Sharin	7-3	110	15.7	3-15	.200	2-9	.222	8-13	.615	3	14	17	2.4	9	0	10	11	0	5	16	2.3
03	Carter, Khadijah	5-0	28	5.6	1-6	.167	0-4	.000	2-4	.500	0	6	6	1.2	2	0	0	2	1	2	4	0.8
34	Hamilton, Oceana	3-0	17	5.7	1-2	.500	0-0	.000	0-0	.000	1	1	2	0.7	2	0	0	2	3	0	2	0.7
35	Martinez, Diamante	1-0	1	1.0	0-0	.000	0-0	.000	0-0	.000	0	0	0	0.0	0	0	0	1	0	0	0	0.0
Team											15	13	28					1				
Total.....		8	1600		154-408	.377	29-120	.242	106-163	.650	69	180	249	31.1	146	3	80	159	20	66	443	55.4
Opponents.....		8	1600		212-463	.458	33-103	.320	113-145	.779	87	209	296	37.0	164	4	133	137	30	68	570	71.2

TEAM STATISTICS	UA	OPP
SCORING	443	570
Points per game	55.4	71.2
Scoring margin	-15.9	-
FIELD GOALS-ATT	154-408	212-463
Field goal pct	.377	.458
3 POINT FG-ATT	29-120	33-103
3-point FG pct	.242	.320
3-pt FG made per game	3.6	4.1
FREE THROWS-ATT	106-163	113-145
Free throw pct	.650	.779
F-Throws made per game	13.3	14.1
REBOUNDS	249	296
Rebounds per game	31.1	37.0
Rebounding margin	-5.9	-
ASSISTS	80	133
Assists per game	10.0	16.6
TURNOVERS	159	137
Turnovers per game	19.9	17.1
Turnover margin	-2.7	-
Assist/turnover ratio	0.5	1.0
STEALS	66	68
Steals per game	8.3	8.5
BLOCKS	20	30
Blocks per game	2.5	3.8
ATTENDANCE	0	40279
Home games-Avg/Game	0-0	8-5035
Neutral site-Avg/Game	-	0-0

Date	Opponent	Score	Att.
# 11/21/14	at Kansas	w 85-80	1846
* 01/04/15	at Georgia	L 47-64	3419
* 1/11/15	at Ole Miss	L 63-77	970
* 01-18-15	at Mississippi State	L 50-66	4557
* 01/29/15	at South Carolina	L 54-85	11927
* 02/08/15	at LSU	L 39-51	3416
* 02/16/15	at Texas A&M	L 49-70	4507
* 02/19/15	at Tennessee	L 56-77	9637

# = Hall of Fame Women's Challenge (Lawrence, Kan.)  
 ^ = Hall of Fame Women's Challenge (Uncasville, Conn.)  
 \* = Southeastern Conference game

Score by Periods	1st	2nd	Totals
Alabama	181	262	443
Opponents	278	292	570

## 2014-15 COMBINED STATISTICS (NEUTRAL SITE GAMES)

RECORD:	OVERALL	HOME	AWAY	NEUTRAL
ALL GAMES	2-1	0-0	0-0	2-1
CONFERENCE	0-0	0-0	0-0	0-0
NON-CONFERENCE	2-1	0-0	0-0	2-1

#	Player	gp-gs	min	avg	Total		3-Point		F-Throw		Rebounds								pts	avg			
					fg-fga	fg%	3fg-fga	3fg%	ft-fa	ft%	off	def	tot	avg	pf	dq	a	to			blk	stl	
20	Williams, Ashley	3-3	84	28.0	18-32	.563	0-0	.000	11-21	.524	8	13	21	7.0	11	0	1	11	0	2	47	15.7	
15	Knight, Meoshonti	3-0	61	20.3	7-22	.318	2-4	.500	15-17	.882	1	5	6	2.0	4	0	5	4	0	3	31	10.3	
11	Cook, Hannah	3-3	75	25.0	10-24	.417	4-12	.333	6-13	.462	1	14	15	5.0	6	0	5	5	1	1	30	10.0	
22	Middlebrook, Karyla	3-3	96	32.0	6-25	.240	1-4	.250	10-14	.714	2	8	10	3.3	7	0	14	7	0	4	23	7.7	
25	Hutchen, Briana	3-3	79	26.3	6-22	.273	2-8	.250	3-4	.750	4	12	16	5.3	5	0	4	4	0	2	17	5.7	
33	Rivers, Sharin	3-0	57	19.0	2-13	.154	1-8	.125	9-10	.900	3	5	8	2.7	5	0	7	3	0	3	14	4.7	
34	Hamilton, Oceana	3-0	35	11.7	6-9	.667	2-4	.500	0-2	.000	3	7	10	3.3	5	0	0	4	7	1	14	4.7	
13	Hegstetter, Nikki	3-3	89	29.7	6-13	.462	0-1	.000	0-0	.000	5	12	17	5.7	6	0	4	7	0	4	12	4.0	
03	Carter, Khadijah	1-0	2	2.0	1-1	1.000	0-0	.000	0-0	.000	0	0	0	0.0	0	0	0	0	0	0	2	2.0	
01	Bolton, Quanetria	3-0	21	7.0	3-11	.273	0-4	.000	0-2	.000	3	6	9	3.0	3	0	0	1	1	0	6	2.0	
35	Martinez, Diamante	1-0	2	2.0	0-0	.000	0-0	.000	0-0	.000	0	0	0	0.0	1	0	0	0	0	0	0	0.0	
Team											13	9	22										
Total.....		3	601		65-172	.378	12-45	.267	54-83	.651	43	91	134	44.7	53	0	40	50	9	20	196	65.3	
Opponents.....		3	601		66-188	.351	17-56	.304	33-53	.623	38	79	117	39.0	64	2	42	46	18	25	182	60.7	

TEAM STATISTICS	UA	OPP
SCORING	196	182
Points per game	65.3	60.7
Scoring margin	+4.7	-
FIELD GOALS-ATT	65-172	66-188
Field goal pct	.378	.351
3 POINT FG-ATT	12-45	17-56
3-point FG pct	.267	.304
3-pt FG made per game	4.0	5.7
FREE THROWS-ATT	54-83	33-53
Free throw pct	.651	.623
F-Throws made per game	18.0	11.0
REBOUNDS	134	117
Rebounds per game	44.7	39.0
Rebounding margin	+5.7	-
ASSISTS	40	42
Assists per game	13.3	14.0
TURNOVERS	50	46
Turnovers per game	16.7	15.3
Turnover margin	-1.3	-
Assist/turnover ratio	0.8	0.9
STEALS	20	25
Steals per game	6.7	8.3
BLOCKS	9	18
Blocks per game	3.0	6.0
ATTENDANCE	0	5911
Home games-Avg/Game	0-0	0-0
Neutral site-Avg/Game	-	3-1970

Date	Opponent	Score	Att.
# 11/22/14	vs Georgetown	W 72-58	1719
# 11/23/14	vs Temple	W 58-51	1885
^ 11/30/14	vs Quinnipiac	L 66-73	2307

# = Hall of Fame Women's Challenge (Lawrence, Kan.)  
 ^ = Hall of Fame Women's Challenge (Uncasville, Conn.)  
 \* = Southeastern Conference game

Score by Periods	1st	2nd	Totals
Alabama	104	92	196
Opponents	90	92	182

## 2014-15 COMBINED STATISTICS (GAMES WON)

RECORD:	OVERALL	HOME	AWAY	NEUTRAL
ALL GAMES	13-0	10-0	1-0	2-0
CONFERENCE	2-0	2-0	0-0	0-0
NON-CONFERENCE	11-0	8-0	1-0	2-0

#	Player	gp-gs	min	avg	Total		3-Point		F-Throw		Rebounds												
					fg-fga	fg%	3fg-fga	3fg%	ft-fa	ft%	off	def	tot	avg	pf	dq	a	to	blk	stl	pts	avg	
20	Williams, Ashley	13-13	351	27.0	66-111	.595	0-0	.000	49-97	.505	35	45	80	6.2	31	0	6	44	2	14	181	13.9	
25	Hutchen, Briana	13-13	301	23.2	42-91	.462	11-33	.333	22-30	.733	34	50	84	6.5	12	0	12	20	6	14	117	9.0	
11	Cook, Hannah	13-11	343	26.4	38-118	.322	19-66	.288	20-36	.556	8	40	48	3.7	26	0	21	21	3	15	115	8.8	
15	Knight, Meoshonti	13-0	232	17.8	34-83	.410	6-18	.333	28-49	.571	13	21	34	2.6	19	0	15	22	2	21	102	7.8	
22	Middlebrook, Karyla	13-13	367	28.2	29-94	.309	9-27	.333	30-42	.714	8	25	33	2.5	33	1	54	45	0	16	97	7.5	
13	Hegstetter, Nikki	13-13	374	28.8	33-69	.478	5-13	.385	20-29	.690	36	44	80	6.2	36	4	20	20	13	12	91	7.0	
01	Bolton, Quanetria	12-0	142	11.8	20-59	.339	3-25	.120	11-18	.611	14	39	53	4.4	23	1	4	10	10	2	54	4.5	
34	Hamilton, Oceana	9-0	108	12.0	15-26	.577	2-4	.500	8-13	.615	13	20	33	3.7	8	0	3	15	13	2	40	4.4	
33	Rivers, Sharin	13-2	205	15.8	16-56	.286	9-36	.250	15-20	.750	10	10	20	1.5	9	0	17	13	0	20	56	4.3	
05	Hayden, Breanna	5-0	86	17.2	3-19	.158	0-7	.000	14-19	.737	6	13	19	3.8	10	0	12	8	0	9	20	4.0	
03	Carter, Khadijah	8-0	47	5.9	7-18	.389	1-9	.111	2-5	.400	4	5	9	1.1	2	0	0	6	1	4	17	2.1	
35	Martinez, Diamante	7-0	45	6.4	0-4	.000	0-0	.000	2-5	.400	7	9	16	2.3	6	0	0	4	6	0	2	0.3	
Team											18	45	63	3									
Total.....		13	2601		303-748	.405	65-238	.273	221-363	.609	206	366	572	44.0	215	6	164	231	56	129	892	68.6	
Opponents.....		13	2601		254-732	.347	63-204	.309	116-170	.682	143	313	456	35.1	307	14	127	289	39	102	687	52.8	

TEAM STATISTICS	UA	OPP
SCORING	892	687
Points per game	68.6	52.8
Scoring margin	+15.8	-
FIELD GOALS-ATT	303-748	254-732
Field goal pct	.405	.347
3 POINT FG-ATT	65-238	63-204
3-point FG pct	.273	.309
3-pt FG made per game	5.0	4.8
FREE THROWS-ATT	221-363	116-170
Free throw pct	.609	.682
F-Throws made per game	17.0	8.9
REBOUNDS	572	456
Rebounds per game	44.0	35.1
Rebounding margin	+8.9	-
ASSISTS	164	127
Assists per game	12.6	9.8
TURNOVERS	231	289
Turnovers per game	17.8	22.2
Turnover margin	+4.5	-
Assist/turnover ratio	0.7	0.4
STEALS	129	102
Steals per game	9.9	7.8
BLOCKS	56	39
Blocks per game	4.3	3.0
ATTENDANCE	25415	5450
Home games-Avg/Game	10-2542	1-1846
Neutral site-Avg/Game	-	2-1802

Date	Opponent		Score	Att.
11/14/14	FLORIDA A&M	w	60-44	2309
# 11/21/14	at Kansas	w	85-80	1846
# 11/22/14	vs Georgetown	w	72-58	1719
# 11/23/14	vs Temple	w	58-51	1885
11/26/14	ALABAMA A&M	w	75-44	2541
12/02/14	USC UPSTATE	w	74-65	2243
12/04/14	UT MARTIN	w	68-55	2194
12/07/14	NEBRASKA	w	53-51	2562
12/16/14	ARKANSAS-PINE BLUFF	w	71-27	4242
12/21/14	NEW ORLEANS	w	87-58	2365
12/28/14	MISSISSIPPI VALLEY S	w	71-40	2273
* 01/22/15	AUBURN	w	51-50	2506
* 02/12/15	MISSOURI	w	67-64	2180

# = Hall of Fame Women's Challenge (Lawrence, Kan.)  
 ^ = Hall of Fame Women's Challenge (Uncasville, Conn.)  
 \* = Southeastern Conference game

Score by Periods	1st	2nd	Totals
Alabama	438	454	892
Opponents	324	363	687

## 2014-15 COMBINED STATISTICS (GAMES LOST)

RECORD:	OVERALL	HOME	AWAY	NEUTRAL
ALL GAMES	0-17	0-9	0-7	0-1
CONFERENCE	0-13	0-6	0-7	0-0
NON-CONFERENCE	0-4	0-3	0-0	0-1

#	Player	gp-gs	min	avg	Total		3-Point		F-Throw		Rebounds												
					fg-fga	fg%	3fg-fga	3fg%	ft-fa	ft%	off	def	tot	avg	pf	dq	a	to	blk	stl	pts	avg	
20	Williams, Ashley	16-16	518	32.4	80-161	.497	0-0	.000	48-90	.533	33	67	100	6.3	33	1	9	61	5	19	208	13.0	
11	Cook, Hannah	17-12	406	23.9	46-148	.311	26-92	.283	19-29	.655	6	39	45	2.6	43	1	18	34	2	20	137	8.1	
15	Knight, Meoshonti	17-3	359	21.1	36-94	.383	4-14	.286	49-68	.721	8	34	42	2.5	20	0	17	39	2	21	125	7.4	
22	Middlebrook, Karyla	17-17	499	29.4	36-111	.324	10-34	.294	36-48	.750	16	32	48	2.8	41	2	43	57	0	14	118	6.9	
05	Hayden, Breanna	11-0	234	21.3	22-63	.349	1-10	.100	11-18	.611	8	23	31	2.8	15	0	17	27	1	13	56	5.1	
01	Bolton, Quanetria	15-0	250	16.7	28-74	.378	5-25	.200	15-21	.714	17	30	47	3.1	37	1	11	15	13	9	76	5.1	
13	Hegstetter, Nikki	17-17	457	26.9	25-92	.272	3-23	.130	13-22	.591	32	45	77	4.5	43	0	16	39	12	10	66	3.9	
25	Hutchen, Briana	17-15	291	17.1	18-72	.250	4-33	.121	5-8	.625	17	49	66	3.9	24	0	6	21	4	16	45	2.6	
33	Rivers, Sharin	15-5	240	16.0	9-42	.214	6-27	.222	14-20	.700	4	22	26	1.7	23	0	23	19	0	11	38	2.5	
34	Hamilton, Oceana	9-0	64	7.1	3-11	.273	1-3	.333	3-4	.750	3	9	12	1.3	9	0	1	3	6	0	10	1.1	
03	Carter, Khadijah	11-0	56	5.1	2-14	.143	1-10	.100	2-4	.500	0	10	10	0.9	3	0	0	5	1	3	7	0.6	
35	Martinez, Diamante	4-0	26	6.5	1-2	.500	0-0	.000	0-0	.000	3	2	5	1.3	7	1	0	3	0	0	2	0.5	
Team											35	31	66										
Total.....		17	3400	306-884		.346	61-271	.225	215-332	.648	182	393	575	33.8	298	6	161	327	46	136	888	52.2	
Opponents.....		17	3400	427-970		.440	79-232	.341	228-312	.731	201	457	658	38.7	327	4	240	273	73	148	1161	68.3	

TEAM STATISTICS	UA	OPP
SCORING	888	1161
Points per game	52.2	68.3
Scoring margin	-16.1	-
FIELD GOALS-ATT	306-884	427-970
Field goal pct	.346	.440
3 POINT FG-ATT	61-271	79-232
3-point FG pct	.225	.341
3-pt FG made per game	3.6	4.6
FREE THROWS-ATT	215-332	228-312
Free throw pct	.648	.731
F-Throws made per game	12.6	13.4
REBOUNDS	575	658
Rebounds per game	33.8	38.7
Rebounding margin	-4.9	-
ASSISTS	161	240
Assists per game	9.5	14.1
TURNOVERS	327	273
Turnovers per game	19.2	16.1
Turnover margin	-3.2	-
Assist/turnover ratio	0.5	0.9
STEALS	136	148
Steals per game	8.0	8.7
BLOCKS	46	73
Blocks per game	2.7	4.3
ATTENDANCE	23029	40740
Home games-Avg/Game	9-2559	7-5490
Neutral site-Avg/Game	-	1-2307

Date	Opponent	Score	Att.
11/16/14	DUKE	L 40-90	2765
11/18/14	JACKSONVILLE STATE	L 62-64	2244
^ 11/30/14	vs Quinnipiac	L 66-73	2307
12/14/14	MERCER	L 39-46	2246
* 01/02/15	KENTUCKY	L 66-78	2654
* 01/04/15	at Georgia	L 47-64	3419
* 01/08/15	SOUTH CAROLINA	L 59-102	2454
* 1/11/15	at Ole Miss	L 63-77	970
* 01-18-15	at Mississippi State	L 50-66	4557
* 01/25/15	VANDERBILT	L 52-55	2628
* 01/29/15	at South Carolina	L 54-85	11927
* 02/01/15	ARKANSAS	L 42-53	2591
* 02/08/15	at LSU	L 39-51	3416
* 02/16/15	at Texas A&M	L 49-70	4507
* 02/19/15	at Tennessee	L 56-77	9637
* 02/22/15	MISSISSIPPI STATE	L 55-57	3133
* 02/26/15	FLORIDA	L 49-53	2314

# = Hall of Fame Women's Challenge (Lawrence, Kan.)

^ = Hall of Fame Women's Challenge (Uncasville, Conn.)

\* = Southeastern Conference game

Score by Periods	1st	2nd	Totals
Alabama	389	499	888
Opponents	556	605	1161

## 2014-15 COMBINED STATISTICS (LAST FIVE GAMES)

RECORD:	OVERALL	HOME	AWAY	NEUTRAL
ALL GAMES	1-4	1-2	0-2	0-0
CONFERENCE	1-4	1-2	0-2	0-0
NON-CONFERENCE	0-0	0-0	0-0	0-0

#	Player	gp-gs	min	avg	Total		3-Point		F-Throw		Rebounds								pts	avg			
					fg-fga	fg%	3fg-fga	3fg%	ft-fa	ft%	off	def	tot	avg	pf	dq	a	to			blk	stl	
20	Williams, Ashley	5-5	167	33.4	27-49	.551	0-0	.000	19-32	.594	7	23	30	6.0	8	0	2	13	1	9	73	14.6	
22	Middlebrook, Karyla	5-5	152	30.4	14-48	.292	5-18	.278	12-14	.857	4	11	15	3.0	6	0	8	18	0	5	45	9.0	
01	Bolton, Quanetria	5-0	97	19.4	15-26	.577	2-7	.286	4-6	.667	3	12	15	3.0	16	1	3	7	7	3	36	7.2	
11	Cook, Hannah	5-0	105	21.0	11-36	.306	7-24	.292	3-3	1.000	2	11	13	2.6	10	0	4	8	1	3	32	6.4	
33	Rivers, Sharin	5-5	97	19.4	8-22	.364	5-13	.385	7-7	1.000	2	10	12	2.4	4	0	12	9	0	6	28	5.6	
15	Knight, Meoshonti	5-0	92	18.4	10-21	.476	2-4	.500	2-5	.400	2	5	7	1.4	3	0	5	6	1	8	24	4.8	
13	Hegstetter, Nikki	5-5	129	25.8	8-26	.308	2-9	.222	2-4	.500	7	11	18	3.6	16	0	6	7	4	3	20	4.0	
05	Hayden, Breanna	5-0	92	18.4	5-18	.278	1-2	.500	1-1	1.000	5	11	16	3.2	6	0	13	13	0	3	12	2.4	
25	Hutchen, Briana	5-5	53	10.6	1-12	.083	1-9	.111	2-4	.500	2	11	13	2.6	1	0	0	3	1	2	5	1.0	
03	Carter, Khadijah	4-0	16	4.0	0-0	.000	0-0	.000	1-2	.500	0	1	1	0.3	2	0	0	1	1	0	1	0.3	
Team											4	11	15										
Total.....		5	1000		99-258	.384	25-86	.291	53-78	.679	38	117	155	31.0	72	1	53	85	16	42	276	55.2	
Opponents.....		5	1000		121-289	.419	25-73	.342	54-67	.806	58	137	195	39.0	87	1	73	81	16	41	321	64.2	

TEAM STATISTICS	UA	OPP
SCORING	276	321
Points per game	55.2	64.2
Scoring margin	-9.0	-
FIELD GOALS-ATT	99-258	121-289
Field goal pct	.384	.419
3 POINT FG-ATT	25-86	25-73
3-point FG pct	.291	.342
3-pt FG made per game	5.0	5.0
FREE THROWS-ATT	53-78	54-67
Free throw pct	.679	.806
F-Throws made per game	10.6	10.8
REBOUNDS	155	195
Rebounds per game	31.0	39.0
Rebounding margin	-8.0	-
ASSISTS	53	73
Assists per game	10.6	14.6
TURNOVERS	85	81
Turnovers per game	17.0	16.2
Turnover margin	-0.8	-
Assist/turnover ratio	0.6	0.9
STEALS	42	41
Steals per game	8.4	8.2
BLOCKS	16	16
Blocks per game	3.2	3.2
ATTENDANCE	7627	14144
Home games-Avg/Game	3-2542	2-7072
Neutral site-Avg/Game	-	0-0

Date	Opponent		Score	Att.
* 02/12/15	MISSOURI	W	67-64	2180
* 02/16/15	at Texas A&M	L	49-70	4507
* 02/19/15	at Tennessee	L	56-77	9637
* 02/22/15	MISSISSIPPI STATE	L	55-57	3133
* 02/26/15	FLORIDA	L	49-53	2314

# = Hall of Fame Women's Challenge (Lawrence, Kan.)

^ = Hall of Fame Women's Challenge (Uncasville, Conn.)

\* = Southeastern Conference game

Score by Periods	1st	2nd	Totals
Alabama	126	150	276
Opponents	144	177	321

## GAME 1

**FLORIDA A&M** 44  
**ALABAMA** 60

Nov. 14, 2014 • Tuscaloosa, Ala.  
Coleman Coliseum • 2,309

Alabama won its 2014-15 season opener by a score of 60-44 over Florida A&M on Friday evening in Coleman Coliseum. Sophomore Ashley Williams recorded the sixth double-double of her career to pace the Crimson Tide with 21 points and 11 rebounds.

The game was the first the women's basketball team played in Coleman Coliseum since it moved back in Foster Auditorium at the end of the 2010-11 season. The Tide is 17-2 when opening the season in Tuscaloosa.

Williams was joined in double figures by freshmen Hannah Cook and Meoshonti Knight, who added 10 points apiece. The Rattlers were led in scoring by junior Olivia Atilla with 14 points and in rebounding by senior Taneka Rubin, who had nine boards.

For the game, Alabama shot 36.1 percent (22-61) from the floor, while limiting Florida A&M to 27.3 percent (18-66) of its attempts. The Tide outrebounded the Rattlers, 55-45, and outscored Florida A&M 32-14 in the paint.

The Rattlers scored six points in just over a minute to take the early lead in the contest, but Alabama would go on a 17-2 run over the next 10 minutes to distance itself from Florida A&M. The Tide led by nine or more for the duration of the half and took a 30-18 advantage into the locker room at halftime.

Florida A&M used a 12-6 run out of the break to pull within six, but a three-pointer by Cook at the 11:10 mark put the Tide back in front by nine. Alabama outscored the Rattlers 13-6 to end the game.

ALABAMA							60
Player	FG	3FG	FT	R	TP	A	MIN
Hegstetter*	1-4	0-0	3-6	9	5	0	23
Williams*	8-10	0-0	5-14	11	21	0	35
Hutchen*	3-9	0-1	1-2	7	7	0	22
Middlebrook*	2-10	0-1	0-0	4	4	5	32
Rivers*	1-5	0-3	0-0	0	2	1	16
Cook	3-14	1-7	3-4	2	10	0	27
Knight	4-6	0-1	2-6	8	10	3	23
Hamilton	0-0	0-0	0-0	1	0	0	5
Martinez	4-5	0-0	2-2	2	4	0	14
TEAM				5			
Totals	22-61	1-13	15-34	55	60	9	200

	Half (30)	Final
FG%	.406 (13-32)	.361
3FG%	.000 (0-5)	.125
FT%	.286 (4-14)	.550

FLORIDA A&M							44
Player	FG	3FG	FT	R	TP	A	MIN
Atilla*	5-13	4-9	0-0	6	14	2	31
Hubbard*	2-5	0-0	0-0	2	4	0	23
Young*	1-3	0-0	3-3	5	5	6	25
Rubin*	5-17	0-8	0-0	9	10	0	32
Dixon*	2-13	1-3	0-0	5	5	0	24
Jones	0-2	0-1	0-0	2	0	0	5
King	1-6	0-2	0-0	2	2	1	19
McCray	0-2	0-0	0-0	1	0	1	12
Foreman	2-3	0-0	0-0	4	4	1	21
Dawodu	0-0	0-0	0-0	1	0	0	2
Burney	0-2	0-0	0-0	0	0	0	6
TEAM				8			
Totals	18-66	5-23	3-3	45	44	11	200

	Half (18)	Final
FG%	.233 (7-30)	.306
3FG%	.231 (3-13)	.200
FT%	1.000 (1-1)	1.000

Fouls: UA 12 (Middlebrook, 3), FAMU 24 (Dixon, 4). Turnovers: UA 19 (Middlebrook, 4), FAMU 24 (Young, 6). Blocks: UA 7 (Hegstetter, 4), FAMU 7 (Hubbard, 3). Steals: UA 15 (Middlebrook, 4), FAMU 11 (Dixon, 4).

## GAME 2

**No. 7/7 DUKE** 90  
**ALABAMA** 40

Nov. 16, 2014 • Tuscaloosa, Ala.  
Foster Auditorium • 2,765

Alabama fell to the seventh-ranked Duke Blue Devils, 90-40, Sunday night at Foster Auditorium. The Crimson Tide drops to 1-1 on the year while the Blue Devils open the season at 1-0.

Alabama freshman guard Hannah Cook led all scorers with 19 points and added three rebounds and two steals to her stat line. Duke senior center Elizabeth Williams, sophomore forward Oderah Chidom and redshirt freshman Rebecca Greenwell each had 17 points. Williams also led the game with 12 rebounds.

The Tide had only one shot attempt less than the Blue Devils, however Duke converted on 55.4 percent (31-56), while Alabama went 25.5 percent (14-55) from the floor. The Blue Devils also used their size to outrebound the Tide, 55-22.

ALABAMA 40										
Player	FG	3FG	FT	R	TP	A	MIN			
Hegstetter*	1-4	0-2	1-3	1	3	0	20			
Williams*	3-5	0-0	2-4	1	8	1	30			
Hutchen*	1-9	0-3	0-0	4	2	0	22			
Cook*	7-19	2-8	3-4	3	19	0	32			
Middlebrook*	0-6	0-2	0-0	4	0	5	31			
Carter	0-3	0-2	0-0	1	0	0	7			
Knight	1-3	0-0	2-2	2	4	1	18			
Rivers	0-3	0-3	0-1	1	0	1	13			
Hamilton	1-3	1-2	1-2	4	4	0	13			
Martinez	0-0	0-0	0-0	1	0	0	14			
Totals	14-55	3-22	9-16	22	40	8	200			

	Half (15)	Final
FG%	.222 (6-27)	.286
3FG%	.111 (1-9)	.154
FT%	.667 (2-3)	.538

DUKE							90
Player	FG	3FG	FT	R	TP	A	MIN
Johnson*	0-2	0-1	2-4	3	2	2	16
Henson*	3-5	0-1	2-2	3	8	1	16
Williams*	7-10	0-0	3-5	12	17	2	26
Calhoun*	1-7	1-5	2-2	1	5	0	29
Greenwell*	4-11	1-4	8-8	10	17	3	32
Stevens	5-8	0-0	0-2	10	10	1	26
Riggs	1-1	1-1	0-0	1	3	1	10
Cooper	3-3	0-0	2-2	4	8	2	17
Chidom	7-9	0-0	3-3	3	17	5	22
Mathias	0-0	0-0	0-0	1	0	0	2
Belton	0-0	0-0	2-4	1	2	0	2
Frush	0-0	0-0	1-2	1	1	0	2
TEAM					5		

	Half (48)	Final
FG%	.679 (19-28)	.554
3FG%	.500 (2-4)	.250
FT%	.800 (8-10)	.735

Fouls: UA 25 (Middlebrook, 4), Duke 21 (Johnson, 4). Turnovers: UA 23 (Knight, 7), Duke 21 (Chidom, 5). Blocks: UA 4 (Hamilton, 2), Duke 9 (Williams, 6). Steals: UA 9 (Williams, 4), Duke 18 (Greenwell, 7).

## GAME 3

**JACKSONVILLE STATE** 64  
**ALABAMA** 62

Nov. 18, 2014 • Tuscaloosa, Ala.  
Foster Auditorium • 2,244

Alabama fell to the Jacksonville State Gamecocks on a last-second shot, 64-62, Tuesday night at Foster Auditorium. The Crimson Tide drops to 1-2 on the year while the Gamecocks improve to 1-1.

The Tide was led by sophomore Ashley Williams' career-high 26 points. She also contributed nine rebounds and two assists to the Alabama total. Freshman Hannah Cook had 18 points and added four rebounds with three assists on the night. Brianna Hutchen led the Tide in rebounds with 10.

Alabama trailed for most of the game, but turned things in its favor at the 9:34 mark when a 9-0 run helped UA earn its first lead of the game, 43-42.

Alabama outrebounded JSU, 46-28, but could only generate 14 second-chance points. The Gamecocks 41 percent shooting on 9-of-28 from behind the arc helped keep the lead just long enough to earn the win over the Tide.

ALABAMA							62
Player	FG	3FG	FT	R	TP	A	MIN
Hegstetter*	0-3	0-1	4-6	7	4	0	31
Williams*	10-16	0-0	6-10	9	26	2	37
Hutchen*	2-6	0-1	0-2	10	4	0	32
Cook*	5-11	4-7	4-4	4	18	3	28
Middlebrook*	1-3	0-0	0-2	3	2	1	20
Carter	0-0	0-0	0-0	0	0	0	0+
Knight	1-6	0-0	2-6	4	4	0	11
Rivers	1-5	1-3	1-2	1	4	4	31
Hamilton	0-0	0-0	0-0	2	0	1	6
Martinez	0-0	0-0	0-0	1	0	0	4
TEAM					5		

	Half (22)	Final
FG%	.375 (9-24)	.400
3FG%	.200 (1-5)	.417
FT%	.250 (3-12)	.531

JACKSONVILLE STATE								64
Player	FG	3FG	FT	R	TP	A	MIN	
Cantrell*	2-7	0-0	0-0	6	4	0	27	
Morton*	5-12	2-5	1-2	5	13	0	32	
Strain*	5-8	2-5	2-4	3	14	0	29	
James*	0-3	0-1	0-0	1	0	2	19	
McIn*	7-14	0-0	0-0	3	14	1	29	
Benson	3-7	3-7	0-0	0	9	0	13	
Naughton	2-4	2-3	0-0	0	6	3	12	
Strain	1-1	0-0	0-0	1	2	2	9	
Morrison	0-1	0-1	0-0	0	0	1	8	
Phelion	1-4	0-0	0-0	3	2	1	22	
TEAM				6				
Totals	26-61	9-22	3-6	28	64	10	200	

	Half (32)	Final
FG%	.419 (13-31)	.426
3FG%	.462 (6-13)	.409
FT%	.000 (0-0)	.500

Fouls: UA 14 (Cook, 4), JSU 22 (Morton, 4). Turnovers: UA 18 (Williams, 6), JSU 11 (Morton, 3). Blocks: UA 1 (Hegstetter, 1), JSU 1 (Morrison, 1). Steals: UA 8 (Rivers, 3), JSU 7 (Morton, 2).

## GAME 4

**ALABAMA** 85  
**RV/NR KANSAS** 80

Nov. 21, 2014 • Lawrence, Kan.  
Allen Fieldhouse • 1,846

Senior Briana Hutchen recorded the first double-double of her career with 20 points and 11 rebounds, while sophomore Ashley Williams added 24 points to propel Alabama to an 85-80 victory at Kansas on Friday night at Allen Fieldhouse. The win lifts the Crimson Tide to 2-2 on the season, while the loss, which was the first of the year for the Jayhawks, puts KU at 2-1.

Joining Hutchen and Williams in double figures was freshman Meoshonti Knight, who added a season-best 11 for Alabama. Redshirt freshman Karyla Middlebrook chipped in nine points and a career-best six assists. Senior Chelsea Gardner led the way for Kansas with 30 points and eight rebounds.

For the game, Alabama shot 52.6 percent (30-57), including 53.8 percent (7-13) from three-point range, while Kansas was 50.9 percent (29-57) from the floor and 13.3 percent (2-15) from beyond the arc. The Tide also outrebounded the Jayhawks, 35-28.

ALABAMA 85										
Player	FG	3FG	FT	R	TP	A	MIN			
Hegstetter*	1-5	1-3	0-0	2	3	3	30			
Williams*	9-12	0-0	6-10	8	24	1	35			
Hutchen*	8-10	2-3	2-4	11	20	1	31			





## GAME 13

**ARKANSAS - PINE BLUFF 27**  
**ALABAMA 71**

Dec. 16, 2014 • Tuscaloosa, Ala.  
Coleman Coliseum • 4,242

Alabama earned a decisive 71-27 victory over Arkansas-Pine Bluff in front of thousands of fifth graders. The win moved the Crimson Tide to 9-4 on the season while the Lady Lions fell to 2-7 overall.

Alabama limited UAPB to only 27 points, the lowest total by a UA opponent this season and the second-lowest in Tide history. The lowest opponent point total was 21 by Georgia State on Dec. 21, 1990. The 47-point win was also the UA's largest margin of victory since Dec. 1, 2010, when it earned a 49-point victory over Alabama State, 80-31.

The Crimson Tide recorded a season-high 16 steals and scored 40 of its 71 points off turnovers. Eleven of the Tide's 12 players scored a point in this afternoon's contest, with senior Briana Hutchen leading Alabama with 15 points. Freshmen Meoshonti Knight and Hannah Cook also scored in double-digits, with Knight recording 10 points and Cook adding 11 points along with a team-high five assists. In her second game with the Tide, sophomore transfer Breanna Hayden recorded a team-high 10 rebounds while adding five points to the team total.

Alabama put up 16 unanswered points to start the game, holding Arkansas-Pine Bluff scoreless for nearly five minutes. The Tide continued to lead throughout the period, pulling ahead by as many as 37 and took a 42-11 advantage into the locker room at halftime.

UA picked up right where it left off after the break and outscored the Lady Lions, 29-16, in the second half. The Tide took its largest lead of the game for the first time at the 6:29 mark when it went ahead by 44. Its lead would again reach 44 with 52 seconds to go.

ARKANSAS-PINE BLUFF											27	
Player	FG	3FG	FT	R	TP	A	MIN					
Campbell*	2-4	0-1	1-3	4	5	0	29					
Victorian*	0-9	0-0	0-0	7	0	1	16					
A. Richardson*	0-2	0-0	0-0	0	0	0	9					
Ham*	1-8	1-2	2-2	0	5	1	38					
D. Richardson*	2-12	1-4	5-7	7	10	0	30					
Carr	0-7	0-2	4-4	3	4	0	20					
Wormley	0-0	0-0	0-0	0	0	0	8					
Winfrey	1-1	0-0	0-1	1	2	0	9					
Walker	0-5	0-0	1-2	8	1	1	25					
Munir	0-1	0-0	0-0	2	0	0	11					
Johnson	0-1	0-0	0-0	0	0	0	5					
TEAM							9					
Totals	6-50	2-9	13-19	41	27	3	200					
Half (11)						Final						
FG%	.227 (5-22)						.120					
3FG%	.333 (1-3)						.222					
FT%	.000 (0-2)						.684					

ALABAMA										71
Player	FG	3FG	FT	R	TP	A	MIN			
Hegstetter*	0-1	0-0	1-2	7	1	1	17			
Williams*	3-8	0-0	1-3	4	7	0	11			
Hutchen*	4-9	2-5	5-6	9	15	0	17			
Cook*	5-8	1-4	0-1	0	11	5	14			
Middlebrook*	2-5	1-2	0-0	7	5	3	23			
Bolton	1-11	0-3	3-4	10	5	0	20			
Carter	1-3	0-2	0-1	2	2	0	7			
Hayden	0-4	0-3	5-7	4	5	3	20			
Knight	3-7	1-4	3-4	0	10	0	20			
Rivers	2-7	1-4	0-0	1	5	2	21			
Hamilton	2-7	0-0	1-2	6	5	0	17			
Martinez	0-0	0-0	0-0	4	0	0	13			
TEAM								8		
Totals	23-70	6-27	19-30	62	71	14	200			
Half (42)										Final
FG%	.342 (13-38)							.329		
3FG%	.250 (4-16)							.222		
FT%	.667 (12-18)							.633		

Fouls: UA 22 (Two with 5), UAPB 24 (Munir, 5). Turnovers: UA 19 (Three with 3), UAPB 34 (Two with 6). Blocks: UA 9 (Two with 3), UAPB 4 (Campbell, 2). Steals: UA 18 (Two with 4), UAPB 7 (Two with 2).

## GAME 14

**NEW ORLEANS 58**  
**ALABAMA 87**

Dec. 21, 2014 • Tuscaloosa, Ala.  
Foster Auditorium • 2,365

Double-figure scoring efforts from Briana Hutchen, Quanetria Bolton and Hannah Cook helped lead Alabama past the University of New Orleans, 87-58, on Sunday afternoon inside Foster Auditorium. With the win, Alabama improved to 10-4 on the season.

Alabama outrebounded the Privateers, 53-20, and got 45 points from its bench. Hutchen led the way, recording her third double-double of the season thanks to 16 points and 11 rebounds. Bolton also contributed 16 points to the Tide effort, a career high for her, while adding eight boards. Cook finished with 12 points thanks to 3-of-6 shooting from three-point range.

Alabama scored nine unanswered points to open the game before New Orleans hit its first basket at the 16:36 mark. The Tide continued to lead throughout the half, taking its largest advantage with 1:07 to go when a pair of free throws from Hayden put Alabama up by 27. UA would lead 44-18 at the half.

The Tide continued to distance itself in the second period, leading by as many as 37.

NEW ORLEANS							58
Player	FG	3FG	FT	R	TP	A	MIN
Matthews*	3-9	0-1	0-0	3	6	0	15
Taylor*	1-3	0-0	0-1	2	2	3	27
A. Davis*	3-7	3-4	0-0	0	9	0	12
Martin*	3-7	0-0	6-8	3	12	0	12
Wilson*	1-3	1-2	0-0	0	3	0	16
Angelo	1-3	0-0	0-0	0	2	0	9
Coleman	1-1	0-0	0-0	0	2	0	15
Batiste	1-1	1-1	0-0	0	3	1	3
Brown	5-11	1-6	3-4	0	14	0	18
Fogelstrom	0-3	0-0	0-0	4	0	0	20
Mundy	1-2	0-0	0-0	0	2	0	8
Shavers	0-1	0-0	0-0	0	0	0	5
Jackson	0-2	0-0	1-2	2	1	0	10
D. Davis	1-2	0-0	0-0	1	2	2	14
TEAM				5			
Totals	21-55	6-14	10-15	20	58	9	200
Half (18)				Final			
FG%	.240 (6-25)			.382			
3FG%	.375 (3-8)			.429			
FT%	.750 (3-4)			.667			

ALABAMA							87
Player	FG	3FG	FT	R	TP	A	MIN
Hegstetter*	1-2	0-0	1-2	4	3	1	20
Williams*	2-4	0-0	5-9	3	9	0	22
Hutchen*	7-11	2-5	0-0	11	16	0	22
Cook*	4-8	3-6	1-4	4	12	1	20
Middlebrook*	0-1	0-0	2-2	4	2	7	17
Bolton	5-10	0-3	6-7	8	16	0	13
Carter	1-3	0-2	0-0	2	2	0	6
Hayden	1-6	0-2	6-8	3	8	1	19
Knight	2-5	0-1	4-7	4	8	2	21
Rivers	2-2	1-1	2-4	2	7	1	15
Hamilton	1-2	0-0	2-4	3	4	1	20
Martinez	0-0	0-0	0-0	1	0	0	5
TEAM				4			
Totals	26-54	6-20	29-47	53	87	14	200

Fouls: UA 19 (Middlebrook, 5), UNO 33 (Three with 4). Turnovers: UA 18 (Middlebrook, 4), UNO 16 (Two with 4). Blocks: UA 3 (Three with 1), UNO 3 (Fogelstrom, 2). Steals: UA 9 (Knight, 2), UNO 3 (Three with 1).

## GAME 15

**MISSISSIPPI VALLEY STATE 40**  
**ALABAMA 71**

Dec. 28, 2014 • Tuscaloosa, Ala.  
Foster Auditorium • 2,273

A second half surge on offense helped Alabama cruise past Mississippi Valley State, 71-40, on Sunday afternoon inside Foster Auditorium. With the win, Alabama improved to 11-4 on the season and finishes December at 6-1 overall for the month.

Alabama went into halftime with a 29-22 advantage, but came out on fire in the second half. The Crimson Tide outscored the Devilettes, 42-18, and limited MVSU to only five made field goals in the final period. Alabama has now outscored its opponents 229-125 on its current three-game winning streak.

UA was led in scoring by junior Nikki Hegstetter's 15 points, while freshman Meo Knight and sophomore Oceana Hamilton contributed 11 points apiece. The Tide had eight players record three or more rebounds, led by freshman Quanetria Bolton, who finished with eight.

Alabama's bench added 36 points and UA scored 28 points off 26 Devilette turnovers. The Tide also limited MVSU to 14 made field goals in the game.

MISSISSIPPI VALLEY STATE							40
Player	FG	3FG	FT	R	TP	A	MIN
Stevens*	1-5	0-0	0-0	5	2	1	27
Beals*	3-12	0-0	4-6	8	10	1	30
Weathers*	3-8	1-2	0-1	3	7	0	33
Green*	2-11	1-6	0-0	4	5	2	34
Reed*	3-11	0-1	4-4	6	10	1	34
Wilson	0-0	0-0	0-0	0	0	0	24
Floyd	1-3	0-2	2-2	4	4	0	20
Walters	0-0	0-0	0-0	0	0	0	2
Mabry	1-1	0-0	0-0	2	2	0	14
TEAM				3			
Totals	14-51	2-11	10-13	35	40	5	200
	Half (22)			Final			
FG%	.310 (9-29)			.275			
3FG%	.000 (0-3)			.182			
FT%	1.000 (4-4)			.769			

## GAME 17

**ALABAMA 47**  
**No. 19/19 GEORGIA 64**

Jan. 4, 2015 • Athens, Ga.  
Stegeman Coliseum • 3,419

Alabama fell in its first Southeastern Conference road contest of the season, 64-47, at No. 19/19 Georgia in Stegeman Coliseum. With the loss, the Crimson Tide dipped to 11-6 overall and 0-2 in league play, while the win lifted the Lady Bulldogs 13-2 on the season and 1-1 in the SEC.

Sophomore Ashley Williams and freshman Quanetria Bolton led Alabama in scoring with 12 points apiece, while Williams and senior Sharin Rivers led the Tide on the boards with six each. Junior Tiaria Griffin had a game-high 16 points for UGA, 14 of which came in the first half.

Georgia scored nine unanswered points to start the game before Williams laid in the first basket for Alabama at 16:36. From there the Lady Bulldogs went on to hit eight of their next nine attempts to pull ahead 23-7 with 12:21 remaining in the period. The Tide would score 15 of the next 25 points, but a 9-1 run for Georgia to close out the half gave the home team a 41-23 advantage heading into the break.

Alabama outscored the Lady Dogs 11-5 over the first seven of the second half to pull within 12, but six straight from Georgia pushed the lead back out to 18 with 11:21 to go. The Lady Dogs led by as many as 21.

Alabama shot 30.2 percent (16-53), while Georgia was 46.0 percent from the floor (23-50). For only the third time all season, the Tide was outrebounded as the Lady Dogs collected 41 boards compared to Alabama's 32. The Tide also struggled from the free throw line, hitting 11 of 24 attempts.

ALABAMA 47										
Player	FG	3FG	FT	R	TP	A	MIN			
Hegstetter*	1-3	0-1	0-0	4	2	0	20			
Williams*	4-9	0-0	4-10	6	12	0	32			
Hutchen*	1-2	0-1	0-0	3	2	2	18			
Cook*	0-8	0-5	1-2	2	1	2	18			
Middlebrook*	3-4	1-2	0-3	3	7	2	26			
Bolton	5-12	1-5	1-1	2	12	2	23			
Hayden	0-4	0-2	0-0	0	0	0	20			
Knight	1-6	1-3	3-4	2	6	1	19			
Rivers	1-5	1-4	2-4	6	5	1	19			
Hamilton	0-0	0-0	0-0	1	0	0	5			
TEAM				3						
Totals	16-53	4-23	11-24	32	47	10	200			

	Half (23)	Final
FG%	.318 (7-22)	.302
3FG%	.333 (3-9)	.174
FT%	.462 (6-13)	.458

GEORGIA 64										
Player	FG	3FG	FT	R	TP	A	MIN			
Griffin*	7-11	2-5	0-0	4	16	1	28			
Hempe*	3-7	0-0	9-10	7	15	1	24			
Donald*	4-4	1-1	0-0	5	9	1	22			
Barbee*	3-9	0-0	2-2	8	8	5	31			
Butler*	0-4	0-2	1-2	2	1	4	24			
Godwin	0-0	0-0	0-0	0	0	0	1			
Almire	0-0	0-0	0-0	0	0	0	2			
Roberts	0-3	0-1	0-0	2	0	0	11			
Clark	0-1	0-0	0-0	0	0	0	14			
Carter	2-4	0-0	0-0	1	4	0	10			
Washington	2-3	0-0	0-0	2	4	1	14			
Engram	2-4	1-2	2-2	6	7	1	18			
TEAM				4						
Totals	23-50	4-11	14-16	41	64	14	200			

	Half (41)	Final
FG%	.516 (16-31)	.460
3FG%	.429 (3-7)	.364
FT%	1.000 (6-6)	.875

Fouls: UA 16 (Two with 3), UGA 21 (Washington 5). Turnovers: UA 16 (Three with 3), UGA 21 (Washington, 5). Blocks: UA 2 (Hamilton, 2), UGA 2 (Engram, 2). Steals: UA 9 (Williams, 3), UGA 10 (Donald, 3).

## GAME 18

**No. 1/1 SOUTH CAROLINA 102**  
**ALABAMA 59**

Jan. 8, 2015 • Tuscaloosa, Ala.  
Foster Auditorium • 2,454

Alabama fell to top-ranked South Carolina, 102-59, inside Foster Auditorium. With the loss, the Crimson Tide sat at 11-7 overall and 0-3 in Southeastern Conference play on the season.

Alabama freshman guard Meoshonti Knight led all Crimson Tide scorers with 16 points. Sophomore forward Ashley Williams also scored in double-digits, contributing 10 points before exiting in the second half due to injury. Senior forward Briana Hutchen led the effort on the boards for Alabama with six rebounds.

For the game, South Carolina shot 63.8 percent (37-58), while Alabama was 37.3 percent (19-51) from the floor. The Gamecocks narrowly outrebounded the Tide, 30-26, but South Carolina forced 17 Alabama turnovers and only committed seven. UA was 77.3 percent from the free throw line, hitting 17 of 22 attempts.

Alabama and South Carolina traded baskets over the first nine minutes of the game before a 10-3 run for the Gamecocks gave them a 25-18 lead with 8:24 remaining in the period. The Tide cut its deficit to four, but South Carolina would go on to outscore Alabama, 23-9, to take a 48-30 advantage into the locker room at the half.

The Gamecocks continued to distance themselves from the Tide in the second half, pulling in front by as many as 47.

SOUTH CAROLINA 102										
Player	FG	3FG	FT	R	TP	A	MIN			
Welch*	5-6	0-0	0-0	2	10	1	22			
Dozier*	6-8	3-5	0-0	2	15	2	24			
Ibiam*	2-3	0-0	0-0	3	4	0	15			
Sessions*	1-3	0-1	0-0	1	2	5	18			
Mitchell*	6-10	3-6	1-1	1	16	3	26			
Farmer	0-1	0-0	0-0	1	0	0	4			
Cuevas	1-5	1-4	4-4	3	7	3	15			
Gaines	1-2	0-1	0-0	1	2	3	13			
Duckett	0-0	0-0	0-0	1	0	0	4			
Davis	1-1	1-1	1-2	1	4	0	4			
Wilson	3-7	0-0	5-7	5	11	3	19			
Roy	4-4	3-3	0-0	2	11	1	15			
Coates	7-8	0-0	6-6	3	20	1	21			
TEAM				4						
Totals	37-58	11-21	17-20	30	102	22	200			

	Half (48)	Final
FG%	.679 (19-28)	.638
3FG%	.444 (4-9)	.524
FT%	.857 (6-7)	.850

ALABAMA 59										
Player	FG	3FG	FT	R	TP	A	MIN			
Hegstetter*	1-4	0-1	0-0	1	2	0	15			
Williams*	4-7	0-0	2-2	2	10	0	26			
Hutchen*	3-5	0-2	0-0	6	6	0	19			
Cook*	0-1	0-1	3-5	0	3	0	17			
Middlebrook*	2-3	0-0	0-0	2	4	2	26			
Bolton	2-8	2-4	2-2	4	8	2	23			
Carter	0-1	0-1	0-0	1	0	0	5			
Hayden	0-3	0-1	0-0	0	0	0	10			
Knight	4-9	0-1	8-11	2	16	2	28			
Rivers	2-6	2-3	0-0	1	6	1	14			
Hamilton	0-2	0-1	2-2	2	2	0	10			
Martinez	1-2	0-0	0-0	3	2	0	7			
TEAM				2						
Totals	19-51	4-15	17-22	26	59	7	200			

	Half (30)	Final
FG%	.462 (12-26)	.373
3FG%	.286 (2-7)	.267
FT%	.667 (4-6)	.773

Fouls: UA 15 (Bolton, 3), SC 15 (Welch, 4). Turnovers: UA 17 (Middlebrook, 6), SC 7 (Wilson, 4). Blocks: UA 1 (Hegstetter, 1), SC 7 (Two with 3). Steals: UA 4 (Hutchen, 2), SC 8 (Sessions, 4).

## GAME 19

**ALABAMA 63**  
**OLE MISS 77**

Jan. 11, 2015 • Oxford, Miss.  
Tad Smith Coliseum • 970

Alabama fell, 77-63, to Ole Miss at Tad Smith Coliseum. With the loss, the Crimson Tide dropped to 11-8 overall and 0-4 in Southeastern Conference play, while the win lifted the Rebels to 13-4 on the season and 3-1 against league opponents.

Ole Miss scored 30 of its 77 points from three point range, including 24 from junior Gracie Frizzell, who led all scorers. Sophomore Breanna Hayden and freshman Meoshonti Knight, who made her first start, combined for 31 points for Alabama as Hayden had a season-high 16 points and Knight 15.

The Rebels scored 12 unanswered points to start the game before freshman Hannah Cook knocked down a three pointer at the 14:46 mark to get the Tide on the board. Alabama strung together 11 straight points to cut the Ole Miss lead down to one with 7:30 to go in the half, but a 6-1 run with back-to-back three pointers for Ole Miss extended its lead back out to six moments later. The Rebels scored 14 of the final 15 points of the period to take a 31-17 advantage into the locker room.

Ole Miss pushed its lead out to 29 midway through the second half for its largest lead of the game. From there, Alabama connected on 10 of its next 11 baskets and later pulled within 13 but would come no closer as time ran out.

For the game, Alabama shot 44.9 percent (22-49), while Ole Miss was 43.1 percent (25-58) from the floor. The Rebels outrebounded the Tide 38-26.

ALABAMA 63										
Player	FG	3FG	FT	R	TP	A	MIN			
Hegstetter*	3-8	0-0	0-0	4	6	0	31			
Hutchen*	1-5	1-3	0-0	0	3	1	13			
Cook*	2-11	2-8	0-0	2	6	1	24			
Knight	5-6	0-1	5-6	2	25	1	30			
Middlebrook*	1-4	0-0	4-5	1	6	1	16			
Bolton	2-3	0-0	4-5	1	8	0	19			
Carter	0-0	0-0	0-0	2	0	0	6			
Hayden	7-10	0-1	2-4	6	16	4	31			
Rivers	1-2	0-1	1-3	5	3	2	29			
Martinez	0-0	0-0	0-0	0	0	0	1			
TEAM				2						
Totals	22-49	3-14	16-23	26	63	10	200			

	Half (17)	Final
FG%	.273 (6-22)	.449
3FG%	.143 (1-7)	.214
FT%	.800 (4-5)	.696

OLE MISS 77										
Player	FG	3FG	FT	R	TP	A	MIN			
McCray*	1-9	0-0	0-0	5	2	4	25			
Faleru*	5-12	0-0	29-9	9	19	3	37			
Hayes*	4-6	0-2	2-4	5	10	4	30			
Sisk*	2-6	0-1	6-6	1	10	4	27			
Frizzell*	8-12	8-12	0-0	3	24	1	35			
Golden	0-2	0-2	0-0	0	0	0	7			
Joseph	1-2	1-1	0-0	1	3	0	8			
Porter	0-0	0-0	0-0	1	0	0	7			
Briggs	2-3	0-0	0-0	2	4	0	7			
Singletary	2-5	1-3	0-0	3	5	0	15			
Hart	0-1	0-0	0-0	1	0	0	2			
TEAM				7						
Totals	25-58	10-21	17-19	38	77	16	200			

	Half (31)	Final
FG%	.324 (12-37)	.431
3FG%	.400 (6-15)	.476
FT%	1.000 (1-1)	.895

Fouls: UA 16 (Hegstetter, 4), OM 23 (Four with 4). Turnovers: UA 21 (Knight, 5), OM 21 (Golden, 4). Blocks: UA 2 (Two with 1), OM None. Steals: UA 16 (Hayden, 4), OM 6 (McCray, 2).

## GAME 20

**ALABAMA 50**  
**No. 15/18 MISSISSIPPI STATE 66**

Jan. 18, 2015 • Starkville, Miss.  
Humphrey Coliseum • 4,557

Alabama dropped a 66-50 decision at No. 15/18 Mississippi State at Humphrey Coliseum. With the loss, the Crimson Tide dropped to 11-9 overall and 0-5 in Southeastern Conference play, while the win lifted the Bulldogs to 19-2 on the season and 4-2 against league opponents.

Freshman Meoshonti Knight scored double figures for the third straight game to lead Alabama in scoring with 13 points, while sophomore Ashley Williams was just shy of a double-double with nine points and nine rebounds. Mississippi State was led by senior Kendra Grant who had 17 points.

For the game, Alabama was 30.2 percent (13-43) from the floor, while Mississippi State hit 37.5 percent (21-56) of its attempts. The Tide outrebounded the Bulldogs, 36-34, and outscored Mississippi State 22-16 in the paint. Combined, there were 53 free throws taken in the game, where Alabama hit 23 of its 31 chances.

The game went back and forth for the first five minutes, but Mississippi State used a 13-1 run from there to take a 22-10 lead with 8:19 remaining. The Bulldogs led by as many as 14 in the period and would hold a 37-27 advantage at the half.

Alabama gradually chipped away at its deficit, cutting the Mississippi State lead down to three with 10:15 to go, but five unanswered points by the Bulldogs extended their lead back out to eight. Mississippi State would remain in front for the duration of the game.

ALABAMA 50										
Player	FG	3FG	FT	R	TP	A	MIN			
Hegstetter*	3-5	0-1	2-4	8	8	2	37			
Williams*	3-8	0-0	3-7	9	9	0	33			
Hutchen*	0-4	0-1	4-4	0	4	0	19			
Cook*	2-6	0-3	0-0	1	4	0	23			
Middlebrook*	1-5	1-1	2-2	1	5	2	18			
Bolton	0-1	0-0	0-0	3	0	0	10			
Hayden	2-7	0-1	3-4	3	7	2	31			
Knight	2-7	0-0	9-10	5	13	0	29			
TEAM				6						
Totals	13-43	1-7	23-31	36	50	6	200			

	Half (27)	Final
FG%	.304 (7-23)	.302
3FG%	.250 (1-4)	.143
FT%	.857 (12-14)	.742

## GAME 21

**AUBURN** 50  
**ALABAMA** 51

Jan. 22, 2015 • Tuscaloosa, Ala.  
Foster Auditorium • 2,506

A last-second block from junior Khadijah Carter helped secure the 51-50 victory for Alabama over in-state rival Auburn inside Foster Auditorium. With the win, Alabama improved to 12-9 and claimed its first SEC win to set the team at 1-5 in Southeastern Conference action.

Stifling defense and aggressive play helped Alabama claim the victory, especially late in the game as UA forced four Auburn turnovers in the final 2:41. Alabama had three players in double-figures, led by redshirt freshman Karyla Middlebrook with 12 points and a team-high five assists. Sophomore Ashley Williams added 11, while junior Nikki Hegstetter led the Tide in rebounds with six and added 10 points. The Tide also received big minutes from Carter, who contributed a season-high eight points in the win.

The two teams traded baskets in the opening minutes, but 13 unanswered points over a near six minute span gave Alabama a 17-6 advantage with 9:30 to play in the half. The Tide led by as many as 15 in the period, however the Tigers would cut that to six at halftime after scoring nine unanswered.

Alabama remained on top throughout the second half until a three from junior Katie Frerking gave the Tigers the 47-45 edge with 3:48 to go. Middlebrook then came up big for the Tide with six straight points giving Alabama a 51-47 lead.

Tiger sophomore Brandy Montgomery hit one final shot for Auburn with 48 seconds to go before Carter's rejection at the last second.

AUBURN 50										
Player	FG	3FG	FT	R	TP	A	MIN			
Frerking*	5-9	1-3	4-4	8	15	0	33			
Tanner*	4-7	0-0	1-2	10	9	2	34			
Muhammad*	1-6	0-0	0-0	3	2	1	16			
Montgomery*	7-19	1-4	1-1	4	16	0	35			
Petitthomme*	2-6	0-0	1-2	3	5	3	23			
Jones	0-0	0-0	1-3	1	1	0	8			
Parker	0-1	0-1	0-0	1	0	1	17			
Jones	0-0	0-0	0-0	1	0	0	6			
Robeson	0-0	0-0	0-0	1	0	0	4			
Dieng	0-2	0-0	0-0	2	2	0	19			
Capers	0-0	0-0	0-0	2	0	0	14			
TEAM				3						
Totals	19-50	2-8	10-14	39	50	7	200			

	Half (24)	Final
FG%	.346 (9-26)	.380
3FG%	.000 (0-4)	.250
FT%	.750 (6-8)	.714

ALABAMA 51										
Player	FG	3FG	FT	R	TP	A	MIN			
Hegstetter*	4-6	2-3	0-2	6	10	0	36			
Williams*	5-11	0-0	1-3	5	11	1	31			
Hutchen*	0-3	0-1	1-2	3	2	1	21			
Cook*	0-9	0-8	0-0	2	0	1	28			
Middlebrook*	2-6	1-3	7-8	2	12	5	35			
Bolton	0-3	0-3	0-0	1	0	0	8			
Carter	3-6	1-3	1-2	3	8	0	15			
Hayden	1-3	0-1	2-2	1	4	2	11			
Knight	1-4	1-2	2-3	3	5	0	11			
Rivers	0-2	0-2	0-0	1	0	0	4			
TEAM				8						
Totals	16-53	5-26	14-22	34	51	10	200			

	Half (30)	Final
FG%	.344 (11-32)	.302
3FG%	.133 (2-15)	.192
FT%	.750 (6-8)	.636

Fouls: UA 20 (Three with 3), AU 22 (Dieng, 5). Turnovers: UA 20 (Four with 4), AU 29 (Parker, 7). Blocks: UA 4 (Hegstetter, 2), AU 5 (Muhammad, 3). Steals: UA 13 (Four with 2), AU 9 (Frerking, 4).

## GAME 22

**VANDERBILT** 55  
**ALABAMA** 52

Jan. 25, 2015 • Tuscaloosa, Ala.  
Foster Auditorium • 2,628

Alabama came up just short in its comeback attempt, falling to Vanderbilt, 55-52, inside Foster Auditorium. Khadijah Carter took a last-second three pointer that bounced off the front of the rim as the buzzer sounded. The loss moved the Tide to 12-10 overall and 1-6 in conference play.

Alabama started the game 0-11 from the field before Karyla Middlebrook hit a jumper straight on at the 9:52 mark. The Commodores led by as many as 16 in the half, but a 7-0 run for Alabama cut it to eight with 1:26 to go. Vanderbilt would hold a 32-24 at the half.

Alabama rallied to even the score at the 10:58 mark of the second half and took its first lead moments later following a pair of made free throws from Meoshonti Knight. From that point forward, the two teams battled as the clock ran down to the final seconds with the Tide determining its own destiny. Down three with 10 seconds to play, the Alabama offense produced a three-point opportunity for Carter, but her shot grazed the front of the rim as time expired.

Ashley Williams led the Tide with 12 points, while Hannah Cook contributed double figures with 11. Middlebrook put up nine points and provided four assists in a career-high 39 minutes. Nikki Hegstetter led all rebounders with nine boards.

For the game, Alabama shot 31.5 percent (17-54), while Vanderbilt hit 46.9 percent (23-49) of its attempts. The Commodores outrebounded the Tide, 39-32, and outscored Alabama in the paint, 30-18.

VANDERBILT 55										
Player	FG	3FG	FT	R	TP	A	MIN			
Caron-Goudreau*	0-1	0-0	0-0	6	0	3	18			
Bowe*	3-4	0-0	0-0	4	6	0	15			
Dahlman*	2-7	0-2	0-2	3	4	1	37			
Jenkins*	1-3	0-0	2-2	3	4	1	29			
Batey*	7-10	0-0	0-0	4	14	1	24			
Bell	2-5	2-3	0-0	1	6	0	13			
Webb	1-4	0-0	0-3	5	2	1	13			
Gaffney	3-6	0-0	0-0	1	6	2	18			
Kea	3-8	0-0	5-6	7	11	4	32			
Long	1-1	0-0	0-0	0	2	0	1			
TEAM				5						
Totals	23-49	2-5	7-13	39	55	13	200			

	Half (32)	Final
FG%	.500 (15-30)	.469
3FG%	.500 (2-4)	.400
FT%	.000 (0-0)	.538

ALABAMA 52										
Player	FG	3FG	FT	R	TP	A	MIN			
Hegstetter*	3-11	0-2	2-4	9	8	1	32			
Williams*	3-7	0-0	6-8	7	12	2	37			
Hutchen*	1-5	0-3	0-0	1	2	0	15			
Cook*	4-9	3-6	0-0	4	11	1	32			
Middlebrook*	3-11	0-2	3-4	3	9	4	39			
Bolton	0-3	0-3	0-0	1	0	0	9			
Carter	1-4	1-3	0-0	2	3	0	12			
Knight	2-4	0-0	3-6	1	7	0	22			
Hamilton	0-0	0-0	0-0	1	0	0	2			
TEAM				3						
Totals	17-54	4-19	14-22	32	52	8	200			

	Half (24)	Final
FG%	.269 (8-27)	.315
3FG%	.250 (3-12)	.211
FT%	.833 (5-6)	.636

Fouls: UA 15 (Two with 4), VU 22 (Caron-Goudreau, 5). Turnovers: UA 12 (Middlebrook, 3), VU 20 (Caron-Goudreau, 4). Blocks: UA 4 (Hegstetter, 3), VU 2 (Two with 1). Steals: UA 12 (Cook, 3), VU 5 (Paris, 3).

## GAME 23

**ALABAMA** 54  
**No. 1/1 SOUTH CAROLINA** 85

Jan. 29, 2015 • Columbia, S.C.  
Colonial Life Arena • 11,927

Alabama fell, 85-54, to No. 1/1 South Carolina in Colonial Life Arena. With the loss, the Crimson Tide dipped to 12-11 overall and 1-7 against Southeastern Conference opponents, while the win lifted the Gamecocks to 20-0 on the season and 8-0 in league play.

Redshirt freshman Karyla Middlebrook led Alabama with 11 points, while freshmen Quanetria Bolton and Hannah Cook added nine apiece. Cook also had a game-best six rebounds for the Tide, while junior Nikki Hegstetter dished out a team-high four assists. South Carolina freshman A'ja Wilson led all scorers with 17 points.

The two teams traded baskets over the first five minutes, but 12 unanswered for South Carolina over the next four minutes gave the Gamecocks a 20-8 advantage at the 11:39 mark. South Carolina went up by as 20 in the period and took a 38-21 lead into the locker room at halftime.

The Gamecocks would, again, push their lead out to 20 in the second half, but Alabama was able to cut it down to 13 with 12:40 to go. From there, South Carolina used a 17-2 run over the next five minutes to extend the lead to 28 and eventually 31 in the final minute of the contest.

For the game, the Tide shot 35.8 percent (19-53), while the Gamecocks were 56.9 percent (33-58) from the floor. Alabama shot better from the free throw line as the Tide hit 10 of 13 attempts (76.9 percent) compared to South Carolina's 17 for 25 (68 percent). The Gamecocks outrebounded Alabama, 37-22.

ALABAMA 54										
Player	FG	3FG	FT	R	TP	A	MIN			
Hegstetter*	2-9	1-4	0-0	3	5	4	27			
Williams*	2-6	0-0	4-7	3	8	1	27			
Cook*	3-8	3-7	0-0	6	9	2	32			
Knight*	3-10	1-1	1-1	3	8	1	30			
Middlebrook*	4-6	1-1	2-2	0	11	1	31			
Bolton	3-7	0-2	3-3	2	9	1	19			
Carter	0-3	0-3	0-0	0	0	0	3			
Hutchen	2-3	0-0	0-0	2	4	0	17			
Rivers	0-0	0-0	0-0	0	0	0	7			
Hamilton	0-1	0-0	0-0	0	0	0	7			
TEAM				3						
Totals	19-53	6-18	10-13	22	54	10	200			

	Half (21)	Final
FG%	.259 (7-27)	.358
3FG%	.200 (2-10)	.333
FT%	.714 (5-7)	.769

SOUTH CAROLINA 85										
Player	FG	3FG	FT	R	TP	A	MIN			
Welch*	4-5	0-0	0-1	1	8	1	21			
Dozier*	1-3	1-3	2-2	1	5	3	15			
Ibiam*	2-4	0-0	2-2	4	6	0	22			
Sessions*	3-6	0-2	1-2	4	7	4	21			
Mitchell*	4-10	0-1	3-3	4	11	2	26			
Cuevas	3-6	0-2	0-0	4	6	5	22			
Gaines	2-2	0-0	2-2	0	6	0	9			
Duckett*	0-1	0-1	0-0	0	0	0	3			
Wilson	7-9	0-0	3-8	5	17	3	17			
Roy	2-5	1-4	0-0	1	5	1	19			
Coates	5-7	0-0	4-5	10	14	1	25			
TEAM				3						
Totals	33-58	2-13	17-25	37	85	20	200			

	Half (38)	Final
FG%	.571 (16-28)	.569
3FG%	.000 (0-4)	.154
FT%	.600 (6-10)	.680

Fouls: UA 22 (Williams, 5), SC 16 (Two with 3). Turnovers: UA 21 (Four with 4), SC 19 (Cuevas, 5). Blocks: UA 1 (Knight, 1), SC 6 (Coates, 5). Steals: UA 9 (Knight, 3), SC 12 (Sessions, 3).

## GAME 24

**ARKANSAS** 53  
**ALABAMA** 42

Feb. 1, 2015 • Tuscaloosa, Ala.  
Foster Auditorium • 2,591

The women's basketball team dropped Sunday afternoon's contest to the Arkansas Razorbacks by a final score of 53-42 inside Foster Auditorium. With the loss, the Crimson Tide falls to an even 12-12 on the season and 1-8 in Southeastern Conference play. The Razorbacks are now 13-8 overall with a 3-6 mark against conference foes.

Leading the offensive attack for Alabama was redshirt freshman Karyla Middlebrook, who dropped a team-high 11 points. Sophomore Ashley Williams turned in eight points and collected a game-best 12 rebounds.

The two teams went back and forth to start until Arkansas put in seven unanswered points to take a 13-6 lead with 12:09 to go in the period. Neither would score for the next six minutes until Williams hit a jumper to end the drought. The Razorbacks led by as many as 10 in the first and took a 24-16 into the locker room at the half.

Alabama pulled within five points twice early on in the second half, but Arkansas would push it back out to double digits again at the 15:51 mark. The Tide scored five straight later in the period to cut the Razorback lead to six, but Alabama was unable to close the gap and further.

For the game, the Tide was 31.9 percent (15-47) from the floor, while the Razorbacks hit 34.7 percent (17-49) of their attempts. The biggest difference was at the free throw line where Arkansas was 16 for 19 compared to Alabama's 10 for 17 and on

ARKANSAS 53										
Player	FG	3FG	FT	R	TP	A	MIN			
Jackson*	5-9	1-3	3-3	11	14	0	34			
Wolff*	1-2	0-0	2-2	7	4	0	24			
Bowen*	7-15	0-0	7-9	8	21	1	37			
Berna*	1-5	1-4	1-2	6	4	4	37			
Brooks*	3-13	1-7	3-3	2	10	3	35			
Bostad	0-1	0-1	0-0	0	0	1	10			
Bailey	0-2	0-0	0-0	3	0	0	16			
West	0-2	0-0	0-0	0	0	0	7			
TEAM				5						
Totals	17-49	3-15	16-19	42	53	9	200			

	Half (24)	Final
FG%	.308 (8-26)	.347
3FG%	.125 (1-8)	.200
FT%	.875 (7-8)	.842

ALABAMA							42
Player	FG	3FG	FT	R	TP	A	MIN
Hegstetter*	2-9	0-3	0-0	3	4	0	33
Williams*	2-5	0-0	4-7	12	8	0	32
Cook*	3-8	1-5	2-5	3	9	2	31
Knight*	1-5	0-0	0-1	1	2	1	21
Middlebrook*	4-9	1-2	2-2	1	11	2	34
Bolton	1-4	0-1	0-0	2	2	0	15
Carter	0-0	0-0	0-0	0	0	0	2
Hayden	2-6	0-0	2-2	1	6	0	25
Hutchen	0-1	0-0	0-0	1	0	0	5
Rivers	0-0	0-0	0-0	1	0	0	2
TEAM				6			
Totals	15-47	2-11	10-17	31	42	5	200
	Half (16)				Final		
FG%	.304 (7-23)				.319		
3FG%	.000 (0-5)				.182		
FT%	.500 (2-4)				.588		

## GAME 25

**ALABAMA** 39  
**RV/RV LSU** 51

Feb. 8, 2015 • Baton Rouge, La.  
Maravich Center • 2,333

Alabama cut a 16 point deficit down to four but was unable to get any closer as LSU scored 12 of the final 16 points to claim a 51-39 victory. With the loss, the Crimson Tide dipped to 12-13 overall and 1-9 in Southeastern Conference play, while the win lifted the Tigers to 14-9 on the season and 8-3 against league opponents.

Sophomore Ashley Williams finished as the game's leading scorer with 15 points, while freshman Meoshonti Knight added 11 for Alabama. Senior Briana Hutchen hauled in a team-best seven rebounds.

Both teams scored within the first minute, however Alabama would go 0-8 from the floor over the next 5:46 until Williams connected on a layup, putting the score at 8-4. The Tide hit four more field goals in the half, two of which came in the last 1:04 of the period to chip its 16-point deficit down to 12 at halftime.

Alabama scored seven unanswered points in the first 90 seconds of the second half, five of which came from Hutchen, to pull within five of the Tigers, 29-24. LSU extended its lead back out to nine, before a run from the Tide cut it to four, 39-35, with 7:04 to go. Alabama had a chance to get closer, but a lane violation for the Tide negated the first of a one-and-one for Knight and gave the ball back to the Tigers. LSU would go on to push its lead back out to double digits with 3:14 remaining.

For the game, the Tide shot 31.3 percent (15-48), while the Tigers were 38.2 percent (21-55) from the floor. LSU outrebounded Alabama, 40-34.

ALABAMA							39
Player	FG	3FG	FT	R	TP	A	MIN
Hegstetter*	1-3	0-0	0-0	5	2	1	33
Hutchen*	2-7	1-4	0-0	7	5	0	17
Williams*	7-12	0-0	1-2	4	15	1	36
Middlebrook*	0-4	0-3	1-2	2	1	3	35
Rivers*	0-3	0-3	0-0	0	0	0	16
Bolton	1-3	0-1	0-0	2	2	0	10
Carter	1-3	0-1	1-2	3	3	0	7
Cook	0-5	0-3	0-0	4	0	0	18
Knight	3-8	0-2	5-7	4	11	1	28
TEAM	3						
Totals	15-48	1-17	8-13	34	39	6	200

Half (17)			Final		
FG%	.231 (6-26)		.313		
3FG%	.000 (0-11)		.059		
FT%	.714 (5-7)		.615		

LSU							51
Player	FG	3FG	FT	R	TP	A	MIN
Pedersen*	2-4	0-0	0-0	2	4	1	21
Ballard*	5-11	0-0	1-2	7	11	1	32
Boykin*	0-3	0-0	0-5	6	0	2	33
Moncrief*	5-13	0-0	1-4	13	11	1	28
Hill*	1-5	0-0	0-0	1	2	0	19
Deemer	1-3	0-2	0-0	0	2	1	11
Bethel	0-1	0-0	0-0	2	0	0	7
Rhodes	2-3	0-0	2-2	0	6	0	11
Amichia	1-2	0-0	4-4	5	6	0	13
Harden	4-10	1-3	0-0	2	9	2	25
TEAM				2			
Totals	21-55	1-5	8-17	40	51	8	200

Half (29)			Final		
FG%	.500 (12-24)		.382		
3FG%	.500 (1-2)		.200		
FT%	.444 (4-9)		.471		

Fouls: UA 19 (Two with 4), LSU 18 (Pedersen, 4). Turnovers: UA 22 (Hegstetter, 6), LSU 17 (Moncrief, 5). Blocks: UA 1 (Hegstetter, 1), LSU 5 (Two with 2). Steals: UA 7 (Two with 2), LSU 11 (Harden, 4).

## GAME 26

**MISSOURI** 64  
**ALABAMA** 67

Feb. 12, 2015 • Tuscaloosa, Ala.  
Foster Auditorium • 2,180

Senior Sharin Rivers knocked down a go-ahead three-pointer with 7.8 seconds remaining to help seal a 67-64 victory for Alabama over Missouri.

Three Crimson Tide scorers reached double-figures, led by redshirt freshman Karyla Middlebrook's career-high 17 point performance. Rivers turned in 12 points for the Tide, to go along with sophomore Ashley Williams' 10-point night. Sophomore Sierra Michaelis led the way for the Tigers with 28 points and 13 rebounds.

Alabama struggled offensively to start the game and found itself behind by eight points only minutes into the contest. The Tide then went on a 14-4 run over the next six minutes to take its first lead of the night. With the game tied 20-20, Alabama embarked on a 15-6 run to jump ahead by nine with 3:33 to go in the period. The Tide remained on top and held a 35-31 advantage at the half.

The second half saw six ties and 10 lead changes with neither team leading by more than three. Missouri was in front from the 6:15 mark on until the three-pointer from Rivers gave the edge back to Alabama. Michaelis, who had been on fire for the Tigers all night, dipped her shoulder and drove on what would be the final play for Missouri, which resulted in a block by Hegstetter and the defensive rebound. The Tide forward would be fouled with 0.9 seconds to spare and went to the line. Hegstetter missed the free throw, but connected on a jumper in the end to secure the three-point victory.

For the game, Alabama shot 37.9 percent (25-66), while Missouri was 42.6 percent (23-54) from the floor. The Tigers hit 10 three pointers, however the Tide forced 16 Missouri turnovers while only committing seven.

MISSOURI							64
Player	FG	3FG	FT	R	TP	A	MIN
Hudyn*	2-5	0-1	0-0	3	4	1	26
Cunningham*	0-1	0-1	0-0	5	0	5	33
Frericks*	3-9	0-0	2-2	3	8	1	23
Michaelis*	10-15	5-5	3-4	13	28	3	39
Eye*	6-12	5-11	0-0	6	17	0	30
Mo. Stock	0-1	0-0	0-0	0	0	1	2
Fowler	1-1	0-0	1-2	1	3	0	12
Ma. Stock	1-8	0-6	2-3	4	4	3	29
Robinson	0-2	0-1	0-0	0	0	0	6
TEAM	4						
Totals	23-54	10-25	8-11	39	64	14	200

Half (31)			Final		
FG%	.462 (12-26)		.426		
3FG%	.429 (6-14)		.400		
FT%	.500 (1-2)		.727		

ALABAMA							67
Player	FG	3FG	FT	R	TP	A	MIN
Hegstetter*	4-10	0-2	0-1	9	8	3	36
Williams*	3-7	0-0	4-6	7	10	0	32
Hutchen*	1-4	1-4	1-2	4	4	0	8
Middlebrook*	6-16	2-5	3-4	1	17	0	37
Rivers*	4-9	3-7	1-1	5	12	2	24
Bolton	3-4	0-1	0-0	1	6	0	11
Carter	0-0	0-0	0-0	0	0	0	2
Hayden	0-3	0-1	0-0	4	0	4	18
Cook	1-5	0-2	1-1	3	3	1	17
Knight	3-8	1-2	0-0	1	7	2	22
TEAM				3			
Totals	25-66	7-24	10-15	38	67	12	200

Half (35)			Final		
FG%	.382 (13-34)		.379		
3FG%	.308 (4-13)		.292		
FT%	.714 (5-7)		.667		

Fouls: UA 14 (Bolton, 3), MU 18 (Frericks, 5). Turnovers: UA 7 (Williams, 2), MU 16 (Michaelis, 5). Blocks: UA 5 (Hegstetter, 2), MU 2 (Frericks, 2). Steals: UA 9 (Rivers, 3), MU 4 (Ma. Stock, 2).

## GAME 27

**ALABAMA** 49  
**No. 15/16 TEXAS A&M** 70

Feb. 16, 2015 • College Station, Texas  
Reed Arena • 4,507

The Crimson Tide dropped a 70-49 decision to No. 15/16 Texas A&M at Reed Arena.

Alabama was led by sophomore Ashley Williams, who finished with 15 points, all of which came in the second half, and seven rebounds. She was joined in double figures by freshman Hannah Cook with 12 points. Junior Courtney Walker led the way offensively for Texas A&M, scoring 27 points.

Texas A&M shot 52.3 percent (34-65) from the floor, while Alabama was 39.1 percent (18-46) on the night. The Aggies outrebounded the Tide, 38-26.

Junior Nikki Hegstetter knocked down the first basket of the game, a three-pointer, but Texas A&M would score the next six straight points to jump in front. Alabama took the lead back at the 12:00 mark, but the Aggies put up 11 unanswered over the next five minutes to take a 19-10 advantage. Cook scored five quick points on back-to-back possessions to cut the lead down to four but that was as close as the Tide would get with Texas A&M taking a 31-19 lead into the half.

The Aggies went ahead by 16 after scoring the first two baskets of the second period, but Alabama answered and soon cut its deficit down to 10. From there, Texas A&M put up 11 unanswered to stretch its lead out to 21 with 10:58 left on the clock and would remain in front for the duration of the game.

ALABAMA							49
Player	FG	3FG	FT	R	TP	A	MIN
Hegstetter*	2-5	1-3	0-1	0	5	0	20
Williams*	5-14	0-0	5-5	7	15	0	36
Middlebrook*	0-3	0-2	0-0	1	0	2	28
Hutchen*	0-0	0-0	0-0	3	0	0	9
Rivers*	0-1	0-0	0-0	2	0	1	12
Bolton	3-6	1-4	0-2	5	7	2	25
Carter	0-0	0-0	0-0	0	0	0	2
Hayden	4-8	0-0	1-1	4	9	5	29
Cook	4-8	2-5	2-2	1	12	0	25
Knight	0-1	0-0	1-4	2	1	0	14
TEAM				1			

Half (19)			Final		
FG%	.350 (7-20)		.391		
3FG%	.286 (2-7)		.286		
FT%	.429 (3-7)		.600		

TEXAS A&M							70
Player	FG	3FG	FT	R	TP	A	MIN
Hillsman*	1-5	0-0	0-0	10	2	0	16
Williams*	6-13	0-0	1-2	3	13	3	28
Jones*	0-5	0-1	0-0	2	0	10	26
Walker*	13-20	1-2	0-0	4	27	2	35
Ade*	3-8	0-0	0-0	4	6	4	25
Knox	2-2	0-0	0-0	2	4	3	17
Terry	3-3	0-0	0-1	1	6	1	11
Jennings	5-6	0-0	0-0	4	10	0	19
Scott	0-0	0-0	0-0	0	0	0	7
Mitchell	1-2	0-0	0-0	1	2	0	7
Chu	0-0	0-0	0-0	0	0	0	2
Scott-Williams	0-1	0-0	0-0	2	0	0	7
TEAM	5						
Totals	34-65	1-3	1-3	38	70	23	200
	Half (31)				Final		
FG%	.441 (15-34)				.523		
3FG%	.000 (0-2)				.333		
FT%	.500 (1-2)				.333		

## GAME 29

**No. 14/16 MISSISSIPPI STATE 57**  
**ALABAMA 55**

**Feb. 22, 2015 • Tuscaloosa, Ala.**  
**Foster Auditorium • 3,133**

Alabama came up just short against No. 14/16 Mississippi State, 57-55, in front of a record crowd of 3,133 in Foster Auditorium.

Sophomore Ashley Williams, once again, led all scorers with 21 points, hitting eight of her 11 attempts from the floor. She was joined in double figures by redshirt freshman Karyla Middlebrook, who had 11 points after hitting 8-of-9 free throws. Mississippi State had four players finish in double figures, led by freshman Victoria Vivians with 14.

The first five points of the game were scored from the free throw line, four of which belonged to Alabama. Mississippi State evened the score at 4-4 at the 15:11 mark as Vivians hit the first basket from the floor for either team. With the exception of three more ties, UA led until the 4:38 mark when the second of two made free throws for senior Martha Alwal gave the Bulldogs a 16-15 edge. The game would go back and forth over the final minutes of the period, but a three for Mississippi State freshman Blair Schaefer with seven seconds remaining on the clock would give the Bulldogs a 27-25 advantage at the half.

Mississippi State continued to lead until a jumper from Williams with 13:24 to go put Alabama in front by one, 34-33. The Bulldogs scored a pair of quick buckets to give them the lead back, which sparked a 7-0 run for Mississippi State. The Bulldogs went on to lead by as many as eight, but the Tide would not back down and strung together a 6-0 run of its own late in the half to cut its deficit to two. Alabama forced a turnover on Mississippi State's final possession, giving the Tide one last shot to tie or win the game with 18.9 seconds left, but the attempt was unsuccessful, giving the Bulldogs the win.

For the game, Alabama shot 41.5 percent (17-41) and limited Mississippi State to 31.7 percent (19-60). The Tide also held the Bulldogs nearly 20 points below their season average and forced 21 turnovers.

MISSISSIPPI STATE								57
Player	FG	3FG	FT	R	TP	A	MIN	
Richardson*	0-4	0-0	0-0	4	0	1	16	
Vivians*	6-15	2-7	0-0	8	14	0	33	
Alwal*	2-6	0-0	6-8	7	10	0	31	
Dillingham*	3-10	2-7	2-2	9	10	1	39	
James*	0-4	0-0	0-0	3	0	3	20	
Schaefer	1-2	1-2	0-0	0	3	0	3	
William	3-6	0-0	4-5	2	10	6	20	
Chapel	2-6	0-0	1-2	2	5	0	22	
Grant	1-4	0-1	0-0	0	2	0	5	
Salter	1-2	1-1	0-0	1	3	0	1	
Okorie	0-1	0-0	0-0	1	0	0	9	
Carter	0-0	0-0	0-0	0	0	0	1	
TEAM	11							
Totals	19-60	6-18	13-17	48	57	11	200	
Half (27)								
FG%	.265 (9-34)							
3FG%	.364 (4-11)							
FT%	.833 (5-6)							
Final								
.317								
.333								
.765								

ALABAMA							55
Player	FG	3FG	FT	R	TP	A	MIN
Hegstetter*	0-1	0-1	2-2	1	2	1	19
Williams*	8-11	0-0	5-11	5	21	0	39
Hutchen*	0-2	0-2	0-0	3	0	0	13
Rivers*	3-8	1-4	2-2	1	0	3	37
Middlebrook*	1-5	1-2	8-9	2	11	2	32
Bolton	2-5	1-2	0-0	5	5	1	22
Carter	0-0	0-0	0-0	0	0	0	2
Hayden	0-1	0-0	0-0	2	0	0	6
Cook	0-1	0-1	0-0	1	0	1	6
Knight	3-7	1-1	0-0	1	7	1	24
TEAM				3			
Totals	17-41	4-13	17-24	24	55	9	200
Half (25)				Final			
FG%	.471 (8-17)				.415		
3FG%	.000 (0-4)				.308		
FT%	.750 (9-12)				.708		

Fouls: UA 16 (Rivers, 4), MSU 16 (Two with 3). Turnovers: UA 18 (Three with 3), MSU 21 (Alwal, 5). Blocks: UA 5 (Bolton, 2), MSU 5 (Alwal, 3). Steals: UA 15 (Williams, 5), MSU 10 (Dillingham, 4).

## GAME 30

**FLORIDA 53**  
**ALABAMA 49**

**Feb. 26, 2015 • Tuscaloosa, Ala.**  
**Foster Auditorium • 2,314**

The women's basketball team led for most of the second half, but was unable to hold off the Florida Gators in the game's final minutes coming up just short, 53-49.

In addition to it being the final home game of the year, it was also the final game inside Foster Auditorium for Alabama's two seniors - Briana Hutchen and Sharin Rivers, who went down in the first half with a knee injury and did not return.

Redshirt freshman Karyla Middlebrook led all Alabama scorers with 15 points and also hauled in a team-high seven rebounds, matching her career best. Sophomore Ashley Williams (9) and freshman Quanetria Bolton (8) rounded out the top scorers for the Tide. Florida junior Cassie Peoples dropped a game-high 18 points for the Gators.

Florida got on the board first, but back-to-back threes, one from Middlebrook and one from Rivers put Alabama on top at the 15:41 mark. From there, the Gators scored eight unanswered points over the next four minutes gave Florida the 12-6 edge. Alabama bounced back with a 10-2 run to end the half, capped off by a three-pointer from freshman Hannah Cook to lead 25-22 at the break.

The Tide continued its run in the second half, outscoring the Gators, 7-2, over the first four minutes. Alabama remained in front until a 9-2 run by Florida late in the half gave the Gators a one-point edge with 5:10 left on the clock. UA tied the game on two more occasions, but Florida held on in the end, making key free throws in the final seconds.

For the game, Alabama shot 39.1 percent (18-46), while Florida finished the night at 41.3 percent (19-46). The Gators scored on 14 of their 18 free throws and edged the Tide in rebounds, 30-29.

FLORIDA								53
Player	FG	3FG	FT	R	TP	A	MIN	
Copeland*	1-2	1-2	2-2	1	5	0	19	
Lorenzen*	3-7	0-0	2-4	6	8	0	25	
Miller*	0-3	0-0	2-4	3	2	0	15	
Needles*	0-6	0-4	0-0	2	0	1	30	
Lewis*	3-4	0-0	0-0	4	6	0	27	
Williams	4-10	0-0	2-4	7	10	0	26	
Anderson	1-3	0-0	0-0	1	2	0	19	
Peoples	7-11	0-2	4-4	3	18	4	36	
Batchelor	0-0	0-0	2-2	0	2	0	3	
TEAM				3				
Totals	19-46	1-8	14-18	30	53	5	200	
Half (22)				Final				
FG%	.375 (9-24)			.413				
3FG%	.000 (0-4)			.125				
FT%	1.000 (4-4)			.778				

ALABAMA							49
Player	FG	3FG	FT	R	TP	A	MIN
Hegstetter*	1-4	1-2	0-0	3	3	1	27
Williams*	3-6	0-0	3-7	4	9	2	32
Hutchen*	0-3	0-2	0-0	2	0	0	15
Middlebrook*	6-14	2-8	1-1	7	15	2	36
Rivers*	1-3	1-2	2-2	1	5	2	12
Bolton	4-5	0-0	0-0	3	8	0	19
Hayden	1-2	1-1	0-0	2	3	2	23
Cook	2-9	2-6	0-0	3	6	1	26
Knight	0-0	0-0	0-0	1	0	1	10
TEAM				3			
Totals	18-46	7-21	6-10	29	49	11	200
Half (25)							Final
FG%	.421 (8-19)			.391			
3FG%	.455 (5-11)			.333			
FT%	1.000 (4-4)			.600			

Fouls: UA 18 (Bolton, 5), UF 19 (Two with 4). Turnovers: UA 18 (Cook, 5), UF 19 (Two with 4). Blocks: UA 0, UF 1 (Lorenzen). Steals: UA 5 (Five with 1), UF 10 (Three with 2).